

7TH- AND 8TH- GRADE PARENTS: YOUR CHILDREN MAY BE ELIGIBLE FOR A COLLEGE SCHOLARSHIP



Indiana's 21st Century Scholars program offers income-eligible Hoosier students up to four years of paid tuition at an eligible Indiana college or university after they graduate from high school.

Students who are enrolled in the Free and Reduced Price Lunch program will be automatically enrolled in the 21st Century Scholarship Program. **Please first check www.ScholarTrack.IN.Gov to see if the student has been automatically enrolled before applying online.** Check the back of this flyer for instructions to create a student ScholarTrack account. Applications must be received by **June 30 of the student's 8th-grade-year.**

AS A SCHOLAR, YOU PLEDGE TO:

- **Complete the Scholar Success Program** in high school and college to stay on track for college and career success.
- **Graduate from a state-accredited Indiana high school** with a minimum of a Core 40 or an Indiana Diploma (Class of 2029 and beyond) and a cumulative grade point average (GPA) of at least 2.5 on a 4.0 scale.
- **Not use illegal drugs, commit a crime or delinquent act,** or consume alcohol before reaching the legal drinking age.
- **File the Free Application for Federal Student Aid (FAFSA)** by April 15 as a high school senior and each year there after until you graduate from college.
- **Complete 30 credit hours** each year you are in college to stay on track toward earning your degree ontime and **Maintain Satisfactory Academic Progress (SAP)** standards established by your college.





To apply/enroll you will need:

- Student's Social Security Number, date of birth, and address.
- Parent or guardian's Social Security number or Individual Taxpayer Identification number, if applicable.
- 2024 gross income amounts for all members of the household.
- A valid email address (free email accounts are available at Yahoo.com, Gmail.com, Hotmail.com, and Live.com).

LearnMoreIndiana.org/Scholars



Income Eligibility Chart

 Household Size	 Maximum Annual Income
2	\$39,128
3	\$49,303
4	\$59,478
5	\$69,653
6	\$79,828

For each additional person in the household add \$10,175

Find Your Outreach Coordinator at **LearnMoreIndiana.org/Contact**

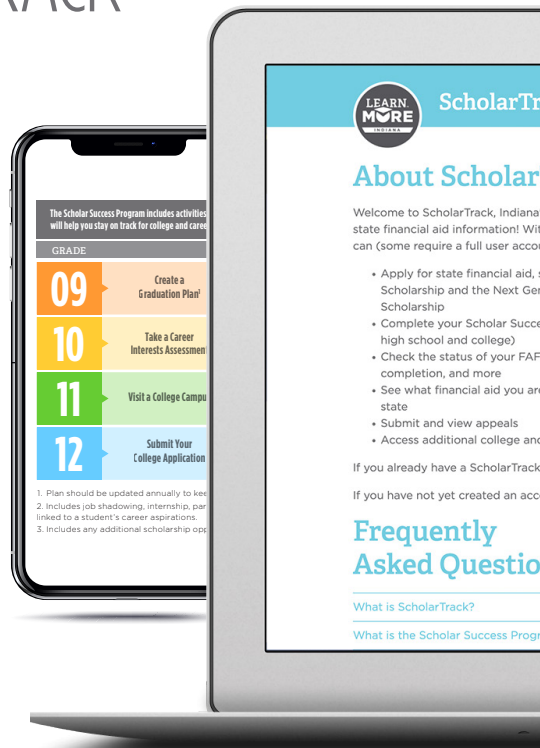
SCHOLARS! GET STARTED ON SCHOLARTRACK

Tracking your progress toward earning your **21st Century Scholarship** is simple! ScholarTrack will guide you through the **Scholar Success Program**—required activities you must complete each year of high school to help you prepare for college and career success. Once you graduate, you'll use ScholarTrack to keep track of your state financial aid information.

You must use **ScholarTrack** to confirm completion of all required activities before **June 30 of your senior year of high school** to remain eligible for your scholarship.

ScholarTrack Helpful Tips

- ✓ Use a personal email when creating your account to ensure you will have access to your account after graduation.
- ✓ Once you see the confirmation your account is created, log into the email address you used to register. You will receive an email from **donotreply@che.in.gov** to set up your password.
- ✓ Open the email and click the website link in the body of the email.
- ✓ You will be redirected to a secure site to create your password.
- ✓ Write down your ScholarTrack login email and password.
- ✓ You must log into your ScholarTrack account throughout the year to keep your password active.



Keep Your Contact Information Updated.

Keep your contact information up to date in your ScholarTrack account via the "My Account" tab. You will receive important updates and information to help you earn your scholarship and prepare for college and career success.

Don't Have a Computer?

If you do not have a computer with Internet access at home, use a computer at school, a public library or a friend's house. Or, talk to your school counselor, parents/guardians or teachers for help.

Questions?

Contact your Outreach Coordinator at **LearnMoreIndiana.org/contact** or call **1-888-528-4719** for assistance.

1 GET STARTED

Go to ScholarTrack.IN.gov. Register for an account and select "I am a student." Students should be ready to enter their name, date of birth, email address and Social Security Number (SSN), Student Testing Number (STN), or Scholar ID.

2 CREATE AN ACCOUNT

Students can create a full or limited account.

1. Full account – Requires a SSN or STN and allows full ScholarTrack access.
2. Limited account – Requires a Scholar ID and grants access to log SSP activities. You can upgrade to a full account at any time.

3 START TRACKING

Review and complete the required Scholar Success Program activities in each grade of high school.



1-888-528-4719



Find your Outreach Coordinator!
LearnMoreIndiana.org/contact



@LearnMoreIndiana



@LearnMoreIN



LearnMoreIN



@LearnMoreIN

06-12-2025