

2024-25 Charter School Enrollment Overview

*OUSD Office of Charter Schools
June 26, 2025*



**OAKLAND UNIFIED
SCHOOL DISTRICT**

Community Schools, Thriving Students

Goals For Today

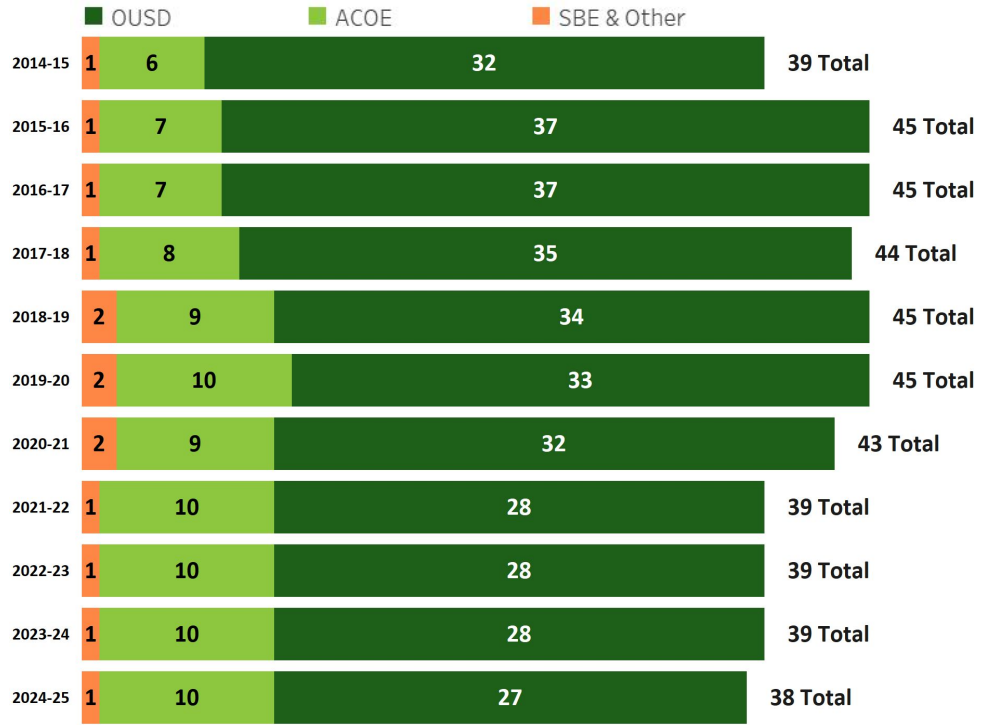
- Provide overview of 2024-25 charter school enrollment data
- Review 2024-25 subgroup data for OUSD-authorized charter schools

Notes on the Data

- * = *Enrollment numbers for 2024-25 are sourced from the Census Day enrollment spreadsheets that charters submitted to OUSD and are **not** yet certified.*
- *Any slide which references “Oakland Charters” includes information from **all** charter schools located in Oakland (including other authorizers). “OUSD Charters” includes **only** charter schools authorized by OUSD.*

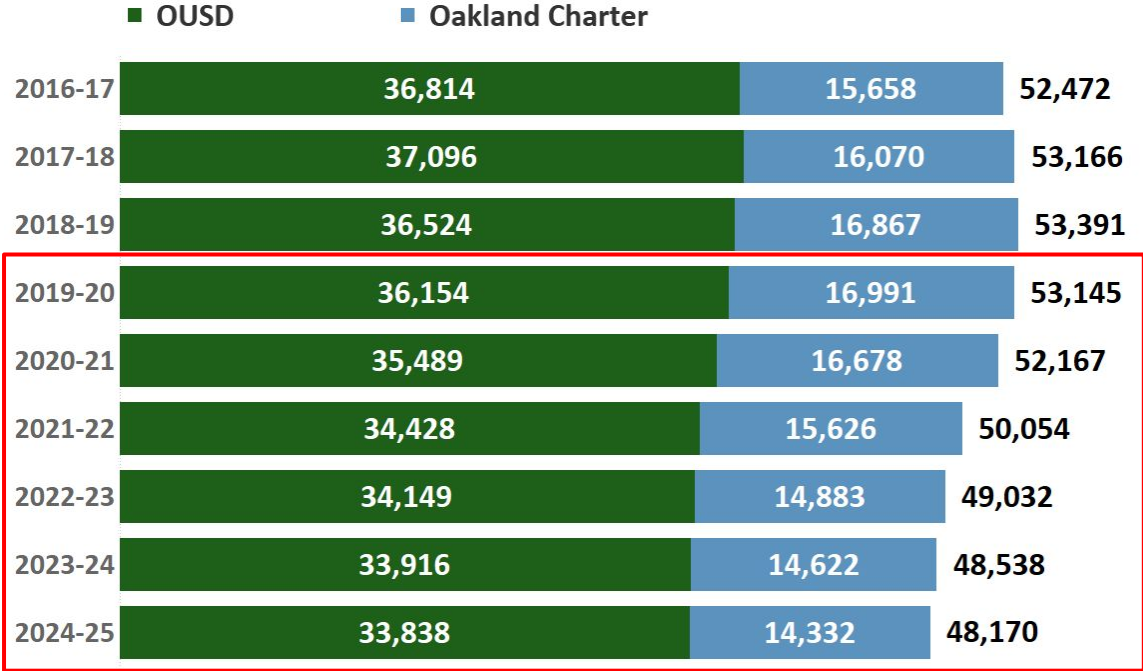
Charter Schools in Oakland, by Authorizer

In 2024-25 there are 38 total charter schools in Oakland. The 27 authorized by OUSD is the lowest number in the past 10 years, while the number authorized by ACOE has slowly increased then remained constant.



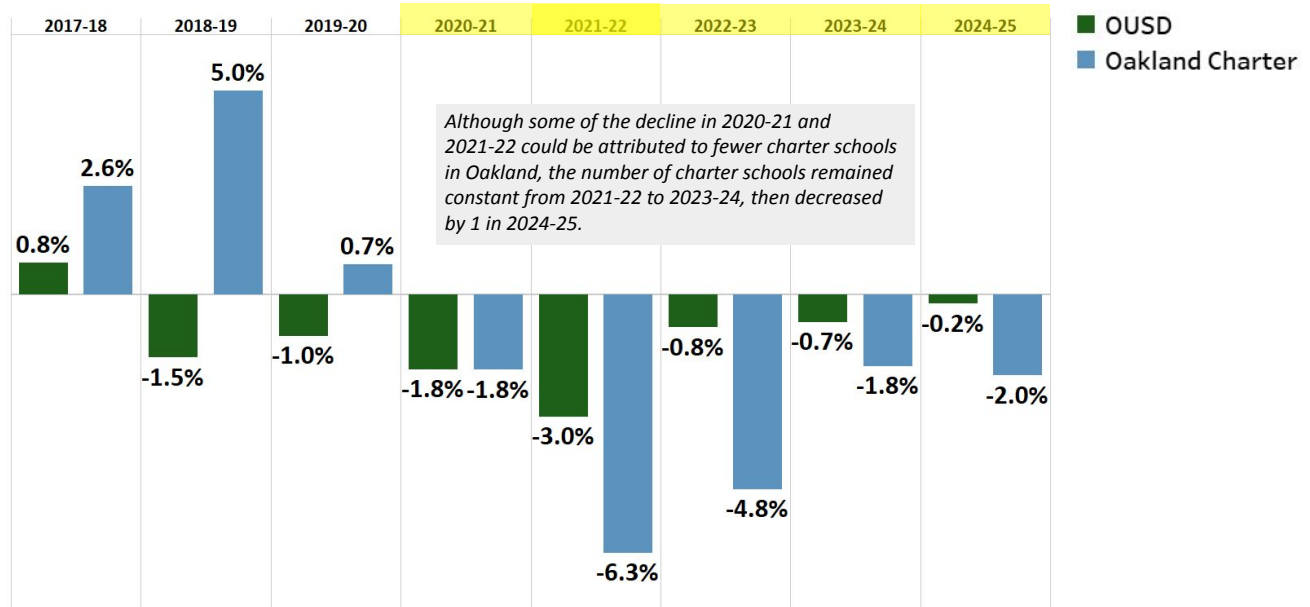
Total Enrollment Over Time, District and Oakland Charter

According to data submitted on Census Day 2024, total Oakland charter enrollment continued to decline for the sixth consecutive year since 2019-2020.



Enrollment Percent Change Over Time

On the whole, Oakland charter school enrollment was growing year to year until 2020-2021. Both Oakland charters and OUSD experience declining enrollment with the onset of the pandemic. Oakland charter schools had been decreasing at a greater rate than OUSD.



Oakland Charter School Enrollment

Of the 38 charter schools in Oakland, **26 schools saw decreases in enrollment this year (compared to 22 last year)**. Of the 12 schools that increased, 4 schools (below) increased by 10% or more. Of the 26 that decreased, 6 decreased by 10% or more.

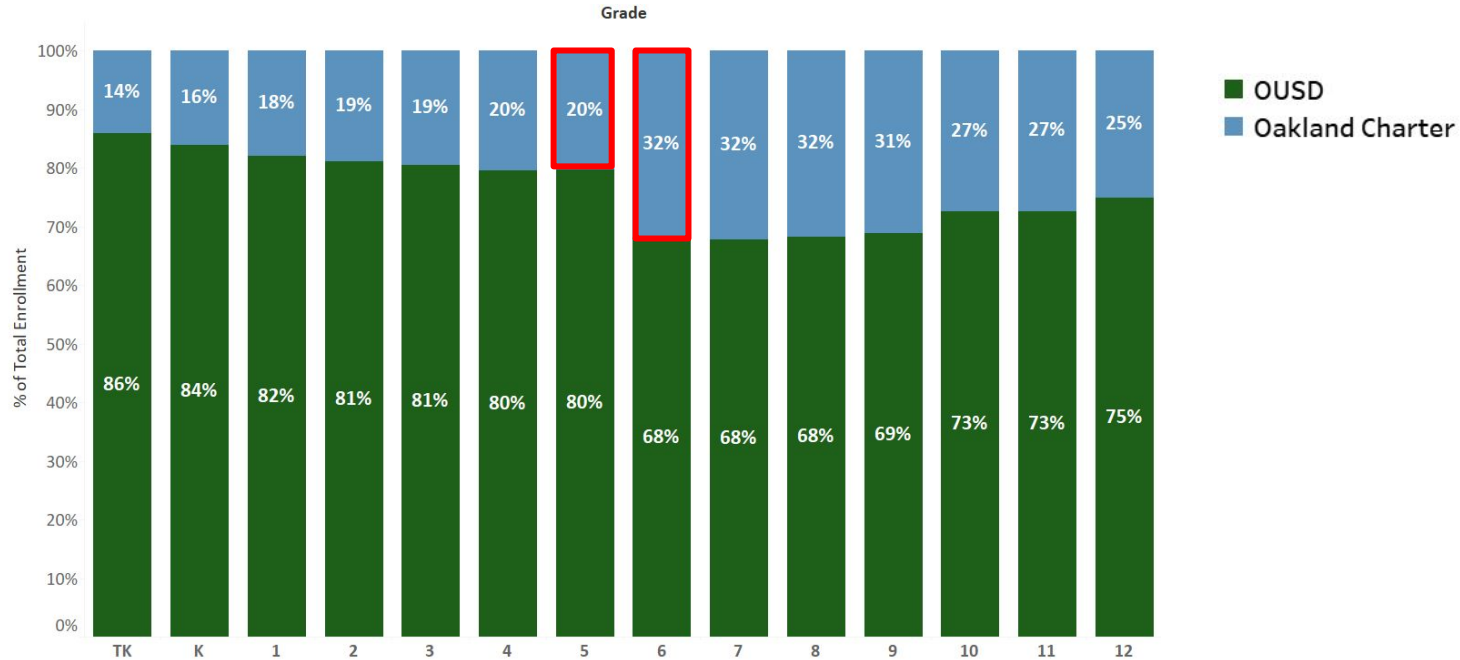
School (Authorizer)	24-25 Total	Change	% Change
Opportunity Academy (ACOE)**	175	+18	+11.5%
Downtown Charter Academy (OUSD)	305	+46	+17.8%
Yu Ming (ACOE)*	959	+94	+10.9%
Latitude 37.8 (SBE)*	389	+39	+11.1%

*In the process of expanding enrollment per charter petition and/or adding a grade.
 **Dependent charter of ACOE

School (Authorizer)	24-25 Total	Change	% Change
Aurum Preparatory Academy (ACOE)	93	-29	-23.8%
LPS Oakland R&D (OUSD)	173	-45	-20.6%
Alternatives in Action (ACOE)	106	-26	-19.7%
Bay Tech (OUSD)	255	-54	-17.5%
Aspire Triumph Tech (OUSD)	217	-28	-11.4%
East Bay Innovation (OUSD)	451	-51	-10.2%

2024-25 Enrollment Percentage by Grade

The proportion of Oakland students attending Oakland charter schools increases between 5th grade and 6th grade.



Non-Oakland Resident Enrollment, Oakland Charter and District

Listed below are the top 10 Oakland charters and district schools with the highest proportion of non-Oakland residents, respectively.

Charter School	24-25 Non-Oakland Resident Percent of Total Enrollment*
Yu Ming (ACOE)	58.4%
Aspire Berkley Maynard (OUSD)	45.4%
Opportunity Academy (ACOE)	38.4%
Oakland Military Inst. (OUSD)	31.6%
Francophone Charter (OUSD)	24.5%
Oakland School for the Arts (OUSD)	23.4%
Latitude High (SBE)	17.4%
Downtown Charter Academy (OUSD)	15.8%
American Indian High (OUSD)	13.9%
Urban Montessori (ACOE)	13.8%

District School	24-25 Non-Oakland Resident Percent of Total Enrollment*
Gateway	14.3%
McClymonds	8.7%
Carl Munck	7.8%
Oakland International	7.0%
Bunche	6.7%
Piedmont	5.7%
Sojourner Truth	5.6%
Madison Primary	5.2%
Lincoln	4.6%
Burckhalter	3.9%

*2024-25 Enrollment number is not verified by CDE

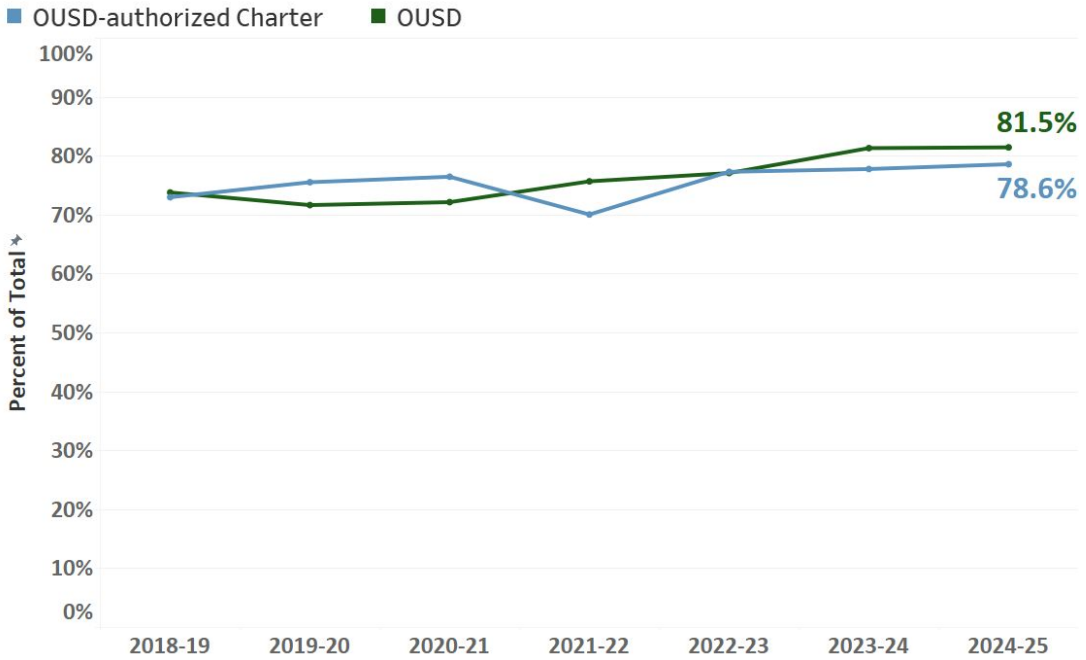


2024-25 Student Group Data

For OUSD-authorized charter schools and OUSD District schools only

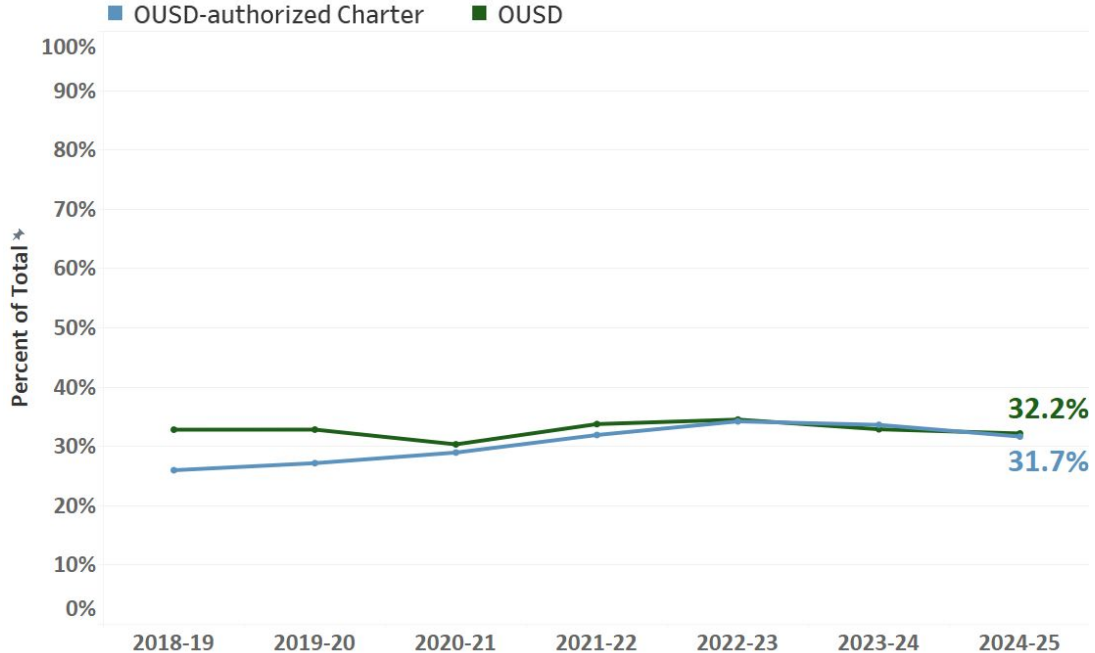
2024-25 Demographics: Socioeconomically Disadvantaged Students

Over the past 7 years, OUSD charter schools generally have had a higher percentage of socioeconomically disadvantaged (SED) students than OUSD, until 2021-22, the proportion of SED students enrolled at OUSD charter schools fell below or equal to the proportion of students enrolled in OUSD.



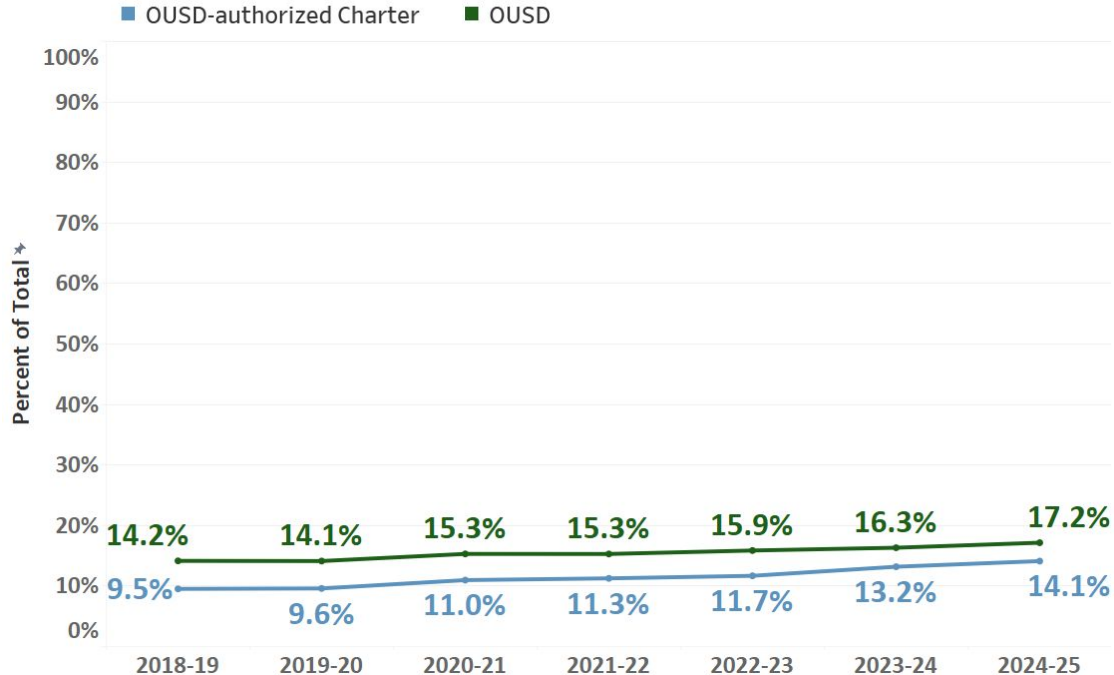
2024-25 Demographics: English Language Learners

Over the years, the gap between OUSD and OUSD charter school’s English Language Learner (ELL) enrollment percentage has narrowed . In 2024-25, the proportion of ELL students enrolled in OUSD charters was marginally lower than the proportion of ELL students enrolled in OUSD.



2024-25 Demographics: Students with Disabilities

The percentage of OUSD students with disabilities generally hovers about 4 percentage points higher than the percentage of OUSD charter school students with disabilities, with the exception of the last couple of years where the gap was about 3 percentage points.



Appendix A: OUSD-Authorized Charter Enrollment 2023-24 and 2024-25

School	2023-24 Enrollment	2024-25 Enrollment	Change	Percent Change
Achieve Academy	542	537	-5	-0.9%
AIMS College Prep High	368	386	18	+4.9%
AIMS College Prep Middle	212	200	-12	-5.7%
American Indian Public Charter School II	628	617	-11	-1.8%
ARISE High	400	396	-4	-1.0%
ASCEND	481	493	12	+2.5%
Aspire Berkley Maynard Academy	497	515	18	+3.6%

Appendix A: OUSD-Authorized Charter Enrollment 2023-24 and 2024-25

School	2023-24 Enrollment	2024-25 Enrollment	Change	Percent Change
Aspire College Academy	203	206	+3	+1.5%
Aspire Golden State College Preparatory Academy	436	405	-31	-7.1%
Aspire Lionel Wilson College Preparatory Academy	406	392	-14	-3.4%
Aspire Monarch Academy	402	374	-28	-7.0%
Aspire Triumph Technology Academy	245	217	-28	-11.4%
Bay Area Technology	309	255	-54	-17.5%
Downtown Charter Academy	259	305	+46	+17.8%

Appendix A: OUSD-Authorized Charter Enrollment 2023-24 and 2024-25

School	2023-24 Enrollment	2024-25 Enrollment	Change	Percent Change
East Bay Innovation Academy	502	451	-51	-10.2%
Francophone Charter School of Oakland	331	324	-7	-2.1%
KIPP Bridge Academy	487	520	+33	+6.8%
Learning Without Limits	354	335	-19	-5.4%
Lighthouse Community Charter	554	549	-5	-0.9%
Lighthouse Community Charter High	302	281	-21	-7.0%
Lodestar	739	723	-16	-2.2%

Appendix A: OUSD-Authorized Charter Enrollment 2023-24 and 2024-25

School	2023-24 Enrollment	2024-25 Enrollment	Change	Percent Change
LPS Oakland R & D	218	173	-45	-20.6%
Oakland Charter Academy	223	222	-1	-0.4%
Oakland Charter High	359	330	-29	-8.1%
Oakland Military Institute, College Preparatory Academy	518	480	-38	-7.3%
Oakland School for the Arts	780	828	+48	+6.2%
Oakland Unity High	304	295	-9	-3.0%

Appendix B: Fast Facts

Linked on OCS website [here](#)