

PowerSchool: My PowerHub Guide for Parents & Guardians

What is PowerSchool My PowerHub?

PowerSchool My PowerHub is an online platform where parents/guardians can monitor their child's:

- Grades & Assignments
 - Attendance
 - Schedules
 - School Announcements
-

◆ Step 1: Access the PowerSchool Parent Portal

Option A: Website

1. Open your browser.
 2. Go to your school or district's PowerSchool login page (usually looks like):
<https://weschools.guardian.powerschool.com/>
-

◆ Step 2: Log In or Create an Account

Already Have an Account:

1. Enter your Username and Password.
2. Click Sign In.







Need to Create an Account?

1. Click "Create Account" on the login page.
 2. Fill in:
 - Your Name
 - Your Email
 - A Username & Password
 3. Link your student(s) using the Access ID & Password **(provided by the school)**.
-

◆ Step 3: Navigating the Dashboard

After login, you'll see the Parent Portal Dashboard.

Here's what you can click:

-  Grades & Attendance – View current and past grades.
 -  Schedule – See daily and weekly class schedules.
 -  Standards Grades – View grades based on learning standards.
 -  Email Notifications – Set up auto-updates about grades & attendance.
 -  School Bulletin – Read announcements or updates.
 -  Account Preferences – Update your info and student access.
-

◆ Step 4: Check Grades & Attendance

1. Click on Grades and Attendance.
2. You'll see current course grades and attendance by class.


Click any grade to see detailed assignments, scores, and teacher comments.

◆ Step 5: Set Up Notifications

1. Click Email Notification.
 2. Choose:
 - What info you want (grades, attendance, etc.)
 - How often to receive it (daily, weekly).
 3. Save changes.
-

◆ Step 6: Access from the PowerSchool Mobile App (Optional)

Download the app:

-  iPhone: App Store

-  Android: Google Play Store
Search for PowerSchool Mobile.

Enter your district code (provided by your school).

? Need Help?

Contact your school's front office or tech support for:

- Access IDs and passwords
- Resetting your login
- Help using the portal