TOMAH AREA SCHOOL DISTRICT

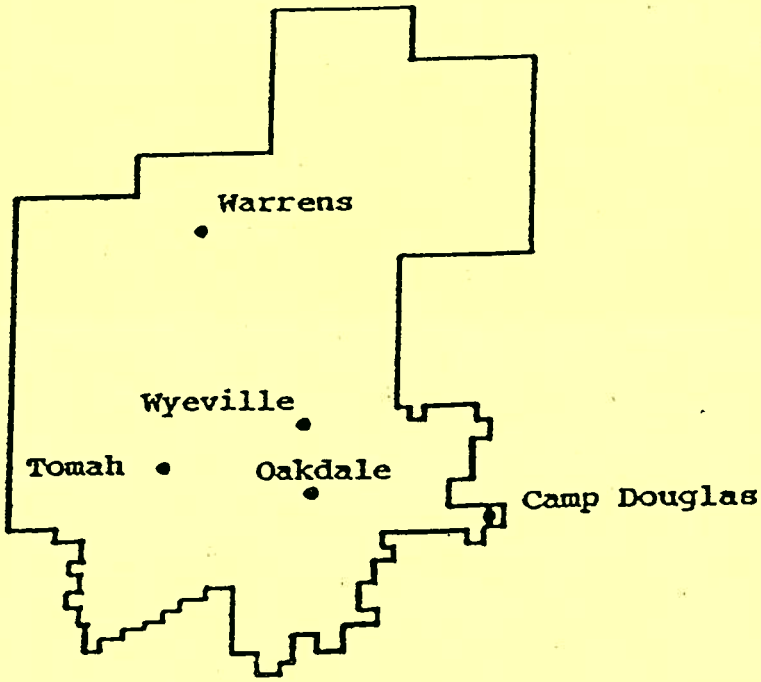

ANNUAL REPORT

SENIOR HIGH SCHOOL CAFETERIA

August 13, 2001

Budget Meeting: 7:30 p.m.

Annual Meeting: 8:00 p.m.

*** * * TABLE OF CONTENTS * * ***

RECOMMENDATION BY THE BOARD AND ADMINISTRATION 1

AGENDA – ANNUAL SCHOOL DISTRICT MEETING 2-3

MINUTES OF THE ANNUAL BUDGET HEARING 8/14/00 4

MINUTES OF THE ANNUAL MEETING 8/14/00 5-6

MINUTES OF THE SPECIAL DISTRICT MEETING 5/14/01 7-8

TREASURER'S REPORT 9-11

GLOSSARY OF DPI TERMS 12

PROPOSED BUDGET: 2001-2002

GENERAL FUND 10 – INSTRUCTION 13-14

FUND 20 – SPECIAL PROJECT FUNDS 15

FUND 30 – DEBT SERVICE 15

FUND 40 – CAPITAL PROJECTS FUND 15

FUND 50 – FOOD SERVICE FUND 15

FUND 60 – AGENCY FUND 15

FUND 71 – EXPANDABLE TRUST FUND 16

FUND 75 – NON-EXPENDABLE TRUST FUND 16

PROPOSED PROPERTY TAX LEVY – 2001-2002 BUDGET SUMMARY 16

RESUME OF DISTRICT INDEBTEDNESS 17

REVENUE LIMIT WORKSHEET 18-19

EQUALIZED VALUATION/LEVY HISTORY 20-21

CITIZEN'S GUIDE TO UNDERSTANDING THE 2001-2002 PROPOSED BUDGET 22-32

DISTRICT COMPARISONS 33-35

TEACH WISCONSIN 36-37

BUDGETED COSTS PER PUPIL 38

TOMAH'S 6 YEAR STAFFING HISTORY 39-40

POWERS OF THE ANNUAL MEETING 41-43

ELECTORS OF THE TOMAH AREA SCHOOL DISTRICT:

The 2001-2002 school year budget, with explanations and goals, is respectfully submitted for your review. It represents the financial plan for carrying out educational programs for the students of the district. The report covers expenditures and receipts in each fund for the fiscal year. The Board of Education recommends adoption of the proposed tax levy that is part of this budget.

Gene E. Baumgarten	**President**
Nodji Van Wychen	**Vice President**
Gary R. Grovesteen	**Clerk**
Sandra K. Wagner	**Treasurer**
Martha Klatt	**Director**
B. Scott Nicol	**Director**
Dennis Workman	**Director**
Anthony M. Hinden	**District Administrator**
Robert T. Fasbender	**Business Manager**

TOMAH AREA SCHOOL DISTRICT
129 West Clifton Street
Tomah WI 54660-2507

AGENDA

ANNUAL BUDGET HEARING

Monday, August 13, 2001, at 7:30 p.m.
The meeting will be held in the Senior High School Cafeteria.

1 Call Meeting to Order
2. Review of Proposed 2001-2002 Budget
3. Adjournment

TOMAH AREA SCHOOL DISTRICT
129 West Clifton Street
Tomah WI 54660-2507

AGENDA

ANNUAL SCHOOL DISTRICT MEETING

Monday, August 13, 2001, at 8:00 p.m.
The meeting will be held in the Senior High School Cafeteria.

1. Call Meeting to Order - Done by President
2. Elect a Chairman
3. Approval of Minutes of 2000 Annual Meeting & May 14, 2001, Special District Meeting
4. Treasurer's Report – 2000-2001 Fiscal Year
5. Authorize Sale of School Property
6. Authorize the Borrowing of Money to Operate
7. Vote on Furnishing School Meals
8. Vote on Use of Free Textbooks
9. Vote on Salaries of School Board Members
10. Old Business
11. New Business
    a) Authorization for TEACH Grant Funding
    b) Request by Town of Lincoln to Acquire District Property at the Warrens Elementary School
12. Levy a School Tax for the Ensuing Year
13. Set Next Annual Meeting Date
14. Adjournment

OFFICIAL PROCEEDINGS OF THE BOARD OF EDUCATION
TOMAH AREA SCHOOL DISTRICT

ANNUAL BUDGET HEARING
Monday, August 14, 2000, at 7:30 p.m.
The meeting was held in the Senior High School Cafeteria.

The Annual Budget meeting of the Tomah Area School District was called to order by President Baumgarten at 7:30 p.m. on Monday, August 14, 2000.

Business Manager Bob Fasbender reviewed the proposed 2000-2001 budget, which was presented by the Board of Education. Copies of the budget/annual report were available for those in attendance.

A motion was made by Karen Riggs and seconded by Marlon Mee to adjourn the meeting. The motion carried. The meeting was adjourned at 8:17 p.m.

Robert Fasbender

Robert Fasbender, Business Manager
Secretary to the Board of Education

OFFICIAL PROCEEDINGS OF THE BOARD OF EDUCATION
TOMAH AREA SCHOOL DISTRICT

ANNUAL MEETING
Monday, August 14, 2000, at 8:17 p.m.
The meeting was held in the Senior High School Cafeteria.

1. ***Call Meeting to Order*** -The Annual Meeting of the Tomah Area School District was called to order by School Board President Baumgarten at 8:17 p.m. on Monday, August 14, 2000.

2. ***Elect a Chairman*** – Prior to requesting nominations, Mr. Hinden asked those present to read pages 39-41 regarding the Powers of the Annual Meeting as taken from the state statutes. He pointed out that item 6 on the agenda "Authorize the Borrowing of Money to Operate" is not a power of the annual meeting. Superintendent Tony Hinden then asked for nominations for a chairperson to preside over the meeting. A motion was made by Paul Wiese to nominate Gene Baumgarten. A motion was made by Marlon Mee and seconded by Al Stevens to close nominations and cast a unanimous vote for Gene Baumgarten. The motion carried on a voice vote.

3. ***Reading of Minutes of Last Annual Meeting*** - Mr. Baumgarten assumed the chair. He informed the electorate that it is not legally required to read the minutes of the last annual meeting since they are printed in the Annual Report. A motion was made by Shirley Neurohr and seconded by Sharon Powell to approve the minutes. The motion carried on a voice vote.

4. ***Treasurer's Report*** - The treasurer's report was not read since it is printed in detail in the district's Annual Report. A motion was made by Sandy Murray and seconded by Paul Wiese to approve the treasurer's report as printed. The motion carried on a voice vote.

5. ***Authorize Sale of School Property*** - A motion was made by Dennis Workman and seconded by Dundee McNair to authorize the sale of surplus school property. The motion was passed on a voice vote.

6. ***Authorize the Borrowing of Money to Operate*** - This is not a power of the annual meeting. Mr. Baumgarten explained why the district needs to borrow money to meet cash short falls.

7. ***Vote on Furnishing School Meals*** - A motion was made by Barb Sullivan and seconded by Don Wagner to continue to operate the school lunch program. The motion carried on a voice vote.

8. ***Vote on Use of Free Textbooks*** - A motion was made by Shirley Neurohr and seconded by Karen Riggs to continue to provide free textbooks for district students. The motion carried on a voice vote.

Sharon Powell questioned if the district has looked into charging fees for textbooks and school activities. It may become an issue with revenue cap constraints.

9. ***Vote on Salaries of School Board Members*** – A motion was made by Don Wagner and seconded by Sharon Powell to set the salaries of Board members at $2,000 per year. The motion carried on a voice vote.

10. ***Old Business*** -

a) **Wyeville School Building Project** – Mr. Fasbender made a slide presentation of the Wyeville Elementary School project showing the building construction progress as of August 14, 2000, at 3:30 p.m.

11. ***New Business*** –

a) **Authorization for TEACH Grant Funding** - Mr. Hinden presented an overview of the TEACH Program. In order to receive the TEACH funds, a resolution must be passed at the Annual Meeting.

A motion was made by Al Stevens and seconded by Marlon Mee to pass the resolution as presented. All ayes. The motion carried.

12. **Levy a School Tax for the Ensuing Year** – A motion was made by Don Wagner and seconded by Sandy Murray to set the levy at $6,051,187.57 as presented. The annual meeting has authority to set the levy. The motion carried on a voice vote. Mr. Baumgarten reviewed the Board's authority to modify and set the levy as per state statute.

13. **Set Next Annual Meeting Date** – A motion was made by Paul Wiese and seconded by Gloria Grimes to set the Annual Meeting for August 13, 2001, at 8:00 p.m. All ayes. Motion carried.

14. ***Adjournment*** - A motion was made by Marlon Mee and seconded by Jenny McCoy to adjourn the Annual Meeting. The motion carried on a voice vote. The meeting adjourned at 9:02 p.m.

Robert Fasbender

Robert Fasbender, Business Manager
Secretary to the Board of Education

OFFICIAL PROCEEDINGS OF THE BOARD OF EDUCATION
TOMAH AREA SCHOOL DISTRICT

SPECIAL DISTRICT MEETING
Monday, May 14, 2001, at 8:00 p.m.
The meeting was held in the High School Cafeteria.

The meeting was called to order by President Baumgarten at 8:04 p.m. on May 14, 2001.

1. **Roll Call** -

Present: Baumgarten, Grovesteen, Klatt, Nicol, Van Wychen, Wagner, and Workman

Absent: None

Also Present: Hinden, Sartorius, Schultz, Wiese, Tourdot, 22 spectators, and 3 members of the media.

2. **Elect a Chairman** – Mr. Hinden was appointed to temporarily chair the meeting. Dennis Schultz nominated Gene Baumgarten as Chairman of the Special District Meeting. There were no other nominations.

A motion was made by Jerry Koeck to close nominations and cast a unanimous vote for Gene Baumgarten. Don Wagner seconded. All ayes. The motion carried. Mr. Baumgarten was elected chairman of the Special District Meeting.

3. **Authorization of the Purchase of the Crossroads Christian Academy Real Estate for a Price of $210,000 and to Designate the Property as a School Site** – Mr. Baumgarten discussed reasons to purchase Crossroads Christian Academy, i.e. located in the city, city water and sewer, needed program, North Tomah is not up to standards, also too small for new programs.

Mr. Hinden reviewed the informational packet regarding the proposed purchase. Discussion took place.

A motion was made by Terry Juracich and seconded by Marcia Staton to authorize the purchase of the Crossroads Christian Academy real estate for a price of $210,000 and to designate the property as a school site. There were 30 "yes" votes and 0 "no" votes. The motion carried.

4. **Authorization of the Conveyance of the North Tomah School Property and to Designate this Property as not being Needed by the School District** – The reasons for the recommended authorization were reviewed. A motion was made by Paul Wiese and seconded by Vince Rowan to authorize the conveyance of the North Tomah School property and to designate the property as not being needed by the school district. There were 29 "yes" votes and 0 "no" votes. The motion carried.

5. **Authorization of the Conveyance of a Parcel of Land Consisting of Approximately 2.65 Acres to the City of Tomah of an Existing School Site (Former "Steinhoff Property") for the Purpose of the Construction of a Retention Pond** – Mr. Baumgarten explained the project. Mr. Hinden reviewed the materials presented in the informational packet. Discussion took place.

A motion was made by Al Stevens and seconded by Jerry Koeck to authorize the conveyance of a parcel of land consisting of approximately 2.65 acres to the City of Tomah of an existing school site (former "Steinhoff property") for the purpose of the construction of a retention pond. There were 28 "yes" votes and 0 "no" votes. The motion carried.

6. **Authorization of the Acquisition (by Donation) of a Parcel of Land Contiguous to an Existing School Site (Former "Steinhoff Property") and to Designate this Parcel as a School Site** – Mr. Hinden reviewed materials presented in the information packet describing a parcel of land consisting of approximately 1.4 acres of land to be donated to the District by Mr. Brudos.

A motion was made by Barb Sullivan and seconded by Al Stevens to authorize the acquisition (by donation) of this parcel of land contiguous to an existing school site (former "Steinhoff property") and to designate this parcel as a school site. There were 28 "yes" votes and 0 "no" votes. The motion carried.

A motion was made by Don Wagner and seconded by Al Stevens to adjourn. All ayes the motion carried. The meeting adjourned at 8:44 p.m.

Anthony M. Hinden, District Administrator
Acting Secretary to the Board of Education

TOMAH AREA SCHOOL DISTRICT
TREASURER'S REPORT - 2000-2001
GENERAL FUND - 10

Revenues & Other Financing Sources		Expenditures & Other Financing Uses	
Operating Transfer In	$ 211,000.00		
Local Sources	$ 5,355,736.27		
Inter-District	$ 24,784.00		
Intermediate	$ 18,222.88	Instruction	$ 11,615,220.56
State	$ 15,598,504.27	Support	$ 8,646,506.95
Federal	$ 557,031.91	Interfund Transfer to Fund 27	$ 1,517,204.07
Other	$ 158,387.46	Non-Program Transactions	$ 76,632.87
TOTAL	$ 21,923,666.79	TOTAL	$ 21,855,564.45

*Beginning Fund Balance	$ 3,343,968.53
Difference	$ 68,102.34
*Ending Fund Balance	$ 3,412,070.87

TEACH GRANT - 23

TOTAL REVENUES & OTHER FINANCING SOURCES.....	$ 141,072.00
TOTAL EXPENDITURES & OTHER FINANCING USES.....	$ 107,410.77

*Beginning Fund Balance	$ 148,470.39
Difference	$ 33,661.23
*Ending Fund Balance	$ 182,131.62

SPECIAL EDUCATION - 27

TOTAL REVENUES & OTHER FINANCING SOURCES.....	$ 2,610,968.74

Expenditures & Other Financing Uses	
Instruction	$ 1,958,609.86
Support	$ 603,696.56
Non Program Transactions	$ 48,662.32

TOTAL EXPENDITURES & OTHER FINANCING USES.....	$ 2,610,968.74

*Beginning Fund Balance	$ -
Difference	$ -
*Ending Fund Balance	$ -

TITLE IX - INDIAN ED - 29

TOTAL REVENUES & OTHER FINANCING SOURCES.....	$	20,046.00
TOTAL EXPENDITURES & OTHER FINANCING USES.....	$	20,046.00

*Beginning Fund Balance	$	-
Difference	$	-
*Ending Fund Balance	$	-

DEBT SERVICE FUND - 30

TOTAL REVENUES & OTHER FINANCING SOURCES.....	$	1,166,128.11
TOTAL EXPENDITURES & OTHER FINANCING USES.....	$	1,327,402.50

*Beginning Fund Balance	$	412,434.22
Difference	$	(161,274.39)
*Ending Fund Balance	$	251,159.83

CAPITAL PROJECTS FUND - 40

TOTAL REVENUES & OTHER FINANCING SOURCES.....	$	5,256.08
TOTAL EXPENDITURES & OTHER FINANCING USES.....	$	360,715.79

*Beginning Fund Balance	$	381,710.42
Difference	$	(355,459.71)
*Ending Fund Balance	$	26,250.71

FOOD SERVICE FUND - 50

TOTAL REVENUES & OTHER FINANCING SOURCES.....	$	837,894.83
TOTAL EXPENDITURES & OTHER FINANCING USES.....	$	810,633.92

*Beginning Fund Balance	$	160,684.98
Difference	$	27,260.91
*Ending Fund Balance	$	187,945.89

EXPENDABLE & NON-EXPENDABLE TRUSTS - FUND 70

TOTAL REVENUES & OTHER FINANCING SOURCES.....	$	8,193.12

TOTAL EXPENDITURES & OTHER FINANCING USES.....	$	16,075.58

*Beginning Fund Balance	$	64,826.47
Difference	$	(7,882.46)
*Ending Fund Balance	$	56,944.01

All figures are unaudited at this time. The annual audit is being conducted by Tostrud & Temp, S.C. and will be presented to the Board of Education at a Regular School Board Meeting.

GLOSSARY OF DEPARTMENT OF PUBLIC INSTRUCTION TERMS FOR FUND 10 REVENUES AND EXPENDITURES

REVENUE TERMS

Taxes – property taxes and mobile home taxes
Non-Capital Sales – student resale accounts
School Activity Income – admissions to musicals, plays and athletic events
Interest on Investments – interest earned on investment of funds
Other Revenues, Local Sources – Donations such as Frank G. Andres Funds and Thomas Earle Fund, rental income, students fines
Transit of Aids from Intermediate Sources – State and Federal aid paid through CESA
Categorical State Aid - handicapped aid, transportation aid, library aid, driver's ed. aid,
General State Aid – equalization aid
Impact Aid – Federal aid for Native American students and Government employees whose children live on Federal property
Special Projects Grants – competitive Federal grants, i.e. School to Work & Drug Free Schools
ECIA, Title I and VI – Federal entitlement grants (often based on low income)
Compensation, Fixed Assets – reimbursement for sale or loss of fixed assets
Adjustments – insurance dividends

EXPENDITURE TERMS

Undifferentiated Curriculum – Elementary Education
Regular Curriculum – Art, English, Foreign Language, Math, Music, Social Studies, Science
Vocational Curriculum – Business Education, Family & Consumer Education, Industrial Arts
Physical Curriculum – Health, Physical Education, Driver's Education
Special Education Curriculum – Special Education
Co-Curricular Activities – Clubs, Athletics, Marching Band, Music Production, National Honor Society
Special Needs – Gifted & Talented, Non-Special Education Homebound, School-Age Parent
Support Services – Pupil Services, Social Worker, Attendance, Guidance, Nursing, Psychological Services, Speech
Instructional Staff Services – Curriculum, Library Media
General Administration – Board of Education, District Administrator
School Building Administration – Building Principals
Business Administration – Fiscal (Budgeting, Payroll, Auditing), Operation, Construction, Maintenance, Transportation
Central Services – Staff Accounting, Staff Training, Data Processing
Insurance & Judgments – Liability Insurance
Debt Service – Operational Debt
Other Support Services – CESA General Administration, Early Retirement Benefits
Non-Program Transactions – Other non-program transactions

BUDGET ADOPTION 2001-2002

This section of the budget finances reflects the revenues and expenditures of the instructional programs which include elementary education, secondary education, district reading, Title 1, and district curriculum. It also includes the costs for administration, student health services, transportation, custodial, utility, construction, maintenance, and Grants.

GENERAL FUND (FUND 10)	Audited 1999-2000	Unaudited 2000-2001	Budget 2001-2002
Beginning Fund Balance (Account 930000)	3,009,368.29	3,343,968.53	3,737,041.47
Residual Equity Transfers In (Account 992000)	-	-	-
Residual Equity Transfers Out (Account 991000)	-	-	-
Ending Fund Balance, Reserved (Account 931000)	-	-	-
Ending Fund Balance, Designated (Account 932000)	3,343,968.53	3,737,041.47	3,737,041.47
Ending Fund Balance, Unappropriated (Account 933000)	-	-	-
TOTAL ENDING FUND BALANCE (ACCOUNT 930000)	**3,343,968.53**	**3,737,041.47**	**3,737,041.47**
REVENUES & OTHER FINANCING SOURCES			
100 Operating Transfers-In	-	211,000.00	-
Local Sources			
210 Taxes	4,548,119.97	4,921,012.99	4,956,610.02
230 Inter-fund payments	-	-	-
240 Payments for Services	-	-	-
260 Non-Capital Sales	46,050.44	58,275.86	52,600.00
270 School Activity Income	55,556.92	52,222.03	49,500.00
280 Interest on Investments	243,945.06	300,933.10	250,000.00
290 Other Revenue, Local Sources	59,099.35	46,292.14	42,285.00
Subtotal Local Sources	**4,952,771.74**	**5,378,736.12**	**5,350,995.02**
Other School District Within Wisconsin			
310 Transit of Aids	-	-	-
340 Payment for Services	30,570.00	24,784.00	45,405.00
380 Medical Service Reimbursement	-	-	-
390 Other Inter-District, Within Wisconsin	-	-	-
Subtotal Other School Districts within Wisconsin	**30,570.00**	**24,784.00**	**45,405.00**
Other School District Outside Wisconsin			
440 Payment for Services	-	-	-
490 Other Inter-District, Outside Wisconsin	-	-	-
Subtotal Other School Districts Outside Wisconsin	-	-	-
Intermediate Sources			
510 Transit of Aids	16,129.27	18,222.88	-
520 Payments in Lieu of Taxes	-	-	-
540 Payments for Services	-	-	-
580 Medical Services Reimbursement	-	-	-
590 Other Intermediate Sources	-	-	-
Subtotal Intermediate Sources	**16,129.27**	**18,222.88**	-
State Sources			
610 State Aid - Categorical	219,593.00	195,236.00	191,000.00
620 State Aid - General	15,270,098.00	15,364,139.00	15,838,439.00
630 DPI Special Project Grants	1,051.08	-	-
640 Payments for Services	8,822.00	9,868.00	9,000.00
650 Student Achievement Guarantee In Education (SAGE)	-	-	-
660 Other State Revenue Through Local Units	1,224.78	8,145.71	-
690 Other Revenue	22,323.00	23,273.00	23,796.00
Subtotal State Sources	**15,523,111.86**	**15,600,661.71**	**16,062,235.00**

Federal Sources			
710 Transit of Aids	28,434.00	29,232.00	28,240.29
720 Impact Aid	74,210.45	96,934.88	90,000.00
730 DPI Special Project Grants	28,534.00	49,692.81	173,699.20
740 Payment for Services	-	-	-
750 IASA Grants	429,642.07	390,730.31	477,300.09
760 JTPA	-	-	-
770 Other Federal Revenue Through Local Units	-	-	-
780 Other Federal Revenue Through State	-	-	-
790 Other Federal Revenue - Direct	-	-	-
Subtotal Federal Sources	**560,820.52**	**566,590.00**	**769,239.58**

Other Financing Sources			
850 Reorganization Settlement	-	-	-
860 Compensation, Fixed Assets	39,669.23	66,334.52	20,000.00
870 Long-Term Obligations	-	-	-
890 Miscellaneous	-	-	-
Subtotal Other Financing Sources	**39,669.23**	**66,334.52**	**20,000.00**

Other Revenues			
960 Adjustments	-	15,698.00	10,000.00
970 Refund of Disbursement	9,385.00	288,198.80	-
980 Medical Service Reimbursement	63,152.48	74,529.94	70,000.00
990 Miscellaneous	-	-	
Subtotal Other Revenues	**72,537.48**	**378,426.74**	**80,000.00**

TOTAL REVENUES AND OTHER FINANCING SOURCES	**21,195,610.10**	**22,244,755.97**	**22,327,874.60**

EXPENDITURES & OTHER FINANCING USES			
Instruction			
110 000 Undifferentiated Curriculum	3,668,244.67	4,146,852.83	4,256,006.13
120 000 Regular Curriculum	5,223,449.60	5,317,229.60	5,903,882.74
130 000 Vocational Curriculum	856,603.75	854,214.72	845,568.92
140 000 Physical Curriculum	818,143.75	803,386.69	840,367.39
150 000 Special Curriculum	-	-	-
160 000 Co-Curricular Activities	359,449.62	375,637.39	332,457.47
170 000 Other Special Needs	119,642.79	117,899.33	124,176.37
Subtotal Instruction	**11,045,534.18**	**11,615,220.56**	**12,302,459.02**

Support Services			
210 000 Pupil Services	585,746.89	572,397.01	665,678.83
220 000 Instructional Staff Services	975,440.75	995,178.74	1,033,293.68
230 000 General Administration	290,089.98	262,348.05	254,993.49
240 000 School Building Administration	1,025,756.75	1,038,878.06	1,046,957.41
250 000 Business Administration	4,328,166.85	4,767,717.43	4,107,526.10
260 000 Central Services	463,517.13	501,924.82	501,739.87
270 000 Insurance & Adjustments	133,512.92	140,459.05	156,050.00
280 000 Debt Services	270,085.28	299,379.18	171,162.48
290 000 Other Support Services	43,579.51	67,964.62	82,548.56
Subtotal Support Services	**8,115,896.06**	**8,646,246.96**	**8,019,950.42**

Non-Program Transactions			
410 000 Inter-fund Operating Transfers	1,653,342.05	1,513,582.64	1,871,872.44
430 000 Instructional Service Payments	45,523.97	72,683.51	131,592.72
490 000 Other Non-Program Transactions	713.80	3,949.36	2,000.00
Subtotal Non-Program Transactions	**1,699,579.82**	**1,590,215.51**	**2,005,465.16**

TOTAL EXPENDITURES & OTHER FINANCING USES	**20,861,010.06**	**21,851,683.03**	**22,327,874.60**

SPECIAL PROJECT FUNDS (FUND 20)	Audited 1999-2000	Unaudited 2000-2001	Budget 2001-2002
900 000 Beginning Fund Balance	28,083.06	148,470.39	182,131.62
900 000 Ending Fund Balance	**148,470.39**	**182,131.62**	**146,156.00**
TOTAL REVENUES & OTHER FINANCING SOURCES	2,823,548.99	2,772,086.74	3,044,303.96
100 000 Instruction	2,028,923.88	1,958,609.86	2,311,603.82
200 000 Support Services	634,431.46	731,153.33	710,843.76
400 000 Non-Program Transactions	39,806.32	48,662.32	57,832.00
TOTAL EXPENDITURES & OTHER FINANCING USES	**2,703,161.66**	**2,738,425.51**	**3,080,279.58**

DEBT SERVICE FUND (FUND 30)	Audited 1999-2000	Unaudited 2000-2001	Budget 2001-2002
900 000 Beginning Fund Balance	632,533.68	412,434.22	252,359.83
992 000 Residual Equity Transfers In (Account 992 000)	-	-	-
992 000 Residual Equity Transfers Out (Account 991 000)	-	-	-
900 000 ENDING FUND BALANCES	**412,434.22**	**252,359.83**	**262,359.83**
TOTAL REVENUES & OTHER FINANCING SOURCES	**1,135,009.47**	**1,167,328.11**	**1,303,680.00**
281 000 Long-Term Capital Debt	1,355,108.93	1,327,402.50	1,293,680.00
282 000 Refinancing	-	-	-
283 000 Operational Debt	-	-	-
TOTAL EXPENDITURES & OTHER FINANCING USES	**1,355,108.93**	**1,327,402.50**	**1,293,680.00**
842 000 INDEBTEDNESS, END OF YEAR	**9,452,039.22**	**9,175,000.00**	**8,380,000.00**

CAPITAL PROJECTS FUND (FUND 40)	Audited 1999-2000	Unaudited 2000-2001	Budget 2001-2002
900 000 Beginning Fund Balance	76,759.58	381,710.42	26,348.25
992 000 Residual Equity Transfers In (Account 992 000)	-	-	-
992 000 Residual Equity Transfers Out (Account 991 000)	-	-	-
900 000 ENDING FUND BALANCES	**381,710.42**	**26,348.25**	**27,348.25**
TOTAL REVENUES & OTHER FINANCING SOURCES	**1,009,315.85**	**5,353.62**	**1,000.00**
100 000 Instructional Services	-	-	-
200 000 Support Services	704,365.01	360,715.79	-
400 000 Non-Program Transactions	-	-	-
TOTAL EXPENDITURES & OTHER FINANCING USES	**704,365.01**	**360,715.79**	**-**

FOOD SERVICE FUND (FUND 50)	Audited 1999-2000	Unaudited 2000-2001	Budget 2001-2002
900 000 Beginning Fund Balance	162,483.68	160,684.98	188,095.16
992 000 Residual Equity Transfers Out (Account 991 000)	-	-	-
900 000 ENDING FUND BALANCES	**160,684.98**	**188,095.16**	**188,095.16**
TOTAL REVENUES & OTHER FINANCING SOURCES	**821,602.82**	**838,287.33**	**862,891.79**
200 000 Support Services	823,401.52	810,877.15	862,891.79
400 000 Non-Program Transactions	-	-	-
TOTAL EXPENDITURES & OTHER FINANCING USES	**823,401.52**	**810,877.15**	**862,891.79**

AGENCY FUND (FUND 60)	Audited 1999-2000	Unaudited 2000-2001	Budget 2001-2002
700 000 Assets	96,728.81	106,092.93	105,000.00
800 000 Liabilities	96,728.81	106,092.93	105,000.00

EXPENDABLE TRUST FUND (FUND 71)	Audited 1999-2000	Unaudited 2000-2001	Budget 2001-2002
900 000 Beginning Fund Balance	36,555.97	44,622.48	40,542.51
900 000 ENDING FUND BALANCE	44,622.48	40,542.51	39,322.51
TOTAL REVENUES & OTHER FINANCING SOURCES	**30,234.79**	**11,545.32**	**2,030.00**
400 000 Non-Program Transactions	22,168.28	15,625.29	3,250.00
TOTAL EXPENDITURES & OTHER FINANCING USES	**22,168.28**	**15,625.29**	**3,250.00**

NON-EXPENDABLE TRUST FUND (FUND 75)	Audited 1999-2000	Unaudited 2000-2001	Budget 2001-2002
900 000 Beginning Fund Balance	20,169.82	20,203.99	20,158.90
900 000 ENDING FUND BALANCE	20,203.99	20,158.90	20,158.90
TOTAL REVENUES & OTHER FINANCING SOURCES	**1,027.45**	**1,155.20**	**1,000.00**
200 000 Support Services	-	-	-
400 000 Non-Program Transactions	993.28	1,200.29	1,000.00
TOTAL EXPENDITURES & OTHER FINANCING USES	**993.28**	**1,200.29**	**1,000.00**

PROPOSED TAX LEVY

FUND	Audited 1999-2000	Unaudited 2000-2001	Budget 2001-2002
General Fund	4,507,428.46	4,884,044.48	4,917,610.02
Debt Service Fund	1,104,464.58	1,147,478.75	1,293,680.00
Capital Projects Sinking Fund	-	-	-
Community Service Fund	-	-	-
TOTAL SCHOOL LEVY	**5,611,893.04**	**6,031,523.23**	**6,211,290.02**

INFORMATION

State aid received by the district is directly related to the equalized valuation of the district, prior year expenditures, and student enrollment. State aid will be subject to change. Changes in the amount of state aid can increase or decrease. State aid is based on the prior year valuation. the 2001 valuation of the district was $705,680,755. The projected valuation for the district is $740,964,793, which is a 5% increase.

The proposed budget reflects an overall increase of $33,565.54 in the General Fund and an increase of $146,201.25 in the Debt Service Fund. This represents a total budget increase of $179,766.79. This will result in a tax levy increase of 2.98% for the 2001-2002 budget. This budget will result in a mill rate decrease of .0001644.

The 2000-2001 expenditures and revenue figures are unaudited at this time.

TOMAH AREA SCHOOL DISTRICT
RESUME OF DISTRICT INDEBTEDNESS - AS OF JUNE 30, 2001

1. Lemonweir/Warrens Addition - G.O. Bond 1991A

2001	Principal	$ -	Interest	$ 15,040.00		
2002	Principal	$ 65,000.00	Interest	$ 28,065.00		
2003	Principal	$ 70,000.00	Interest	$ 23,845.00		
2004	Principal	$ 75,000.00	Interest	$ 19,240.00		
2005	Principal	$ 80,000.00	Interest	$ 14,240.00		
2006	Principal	$ 85,000.00	Interest	$ 8,835.00		
2007	Principal	$ 90,000.00	Interest	$ 3,015.00		
		$ 465,000.00		$ 112,280.00	$	577,280.00

2. Middle School/Sr High School - G.O. Bonds 1994

2001	Principal	$ -	Interest	$ 164,585.00		
2002	Principal	$ 205,000.00	Interest	$ 321,667.50		
2003	Principal	$ 210,000.00	Interest	$ 306,545.00		
2004	Principal	$ 225,000.00	Interest	$ 290,425.00		
2005	Principal	$ 275,000.00	Interest	$ 271,873.75		
2006	Principal	$ 535,000.00	Interest	$ 250,320.00		
2007	Principal	$ 555,000.00	Interest	$ 226,607.50		
2008	Principal	$ 580,000.00	Interest	$ 201,492.50		
2009	Principal	$ 600,000.00	Interest	$ 175,087.50		
2010	Principal	$ 620,000.00	Interest	$ 147,327.50		
2011	Principal	$ 650,000.00	Interest	$ 117,792.50		
2012	Principal	$ 675,000.00	Interest	$ 86,486.25		
2013	Principal	$ 710,000.00	Interest	$ 53,415.00		
2014	Principal	$ 750,000.00	Interest	$ 18,187.50		
		$ 6,590,000.00		$ 2,631,812.50	$	9,221,812.50

3. Middle School/Sr High School - G.O. Bonds 1995

2001	Principal	$ -	Interest	$ 23,800.00		
2002	Principal	$ 190,000.00	Interest	$ 42,660.00		
2003	Principal	$ 230,000.00	Interest	$ 31,625.00		
2004	Principal	$ 240,000.00	Interest	$ 19,110.00		
2005	Principal	$ 235,000.00	Interest	$ 6,345.00		
		$ 895,000.00		$ 123,540.00	$	1,018,540.00

4. Wyeville School Addition - G.O. Notes 11/15/1999

2001	Principal	$ -	Interest	$ 11,287.50		
2002	Principal	$ 430,000.00	Interest	$ 11,287.50		
		$ 430,000.00		$ 22,575.00	$	452,575.00

SUB TOTAL	PRINCIPAL	$ 8,380,000.00	INTEREST	$ 2,890,207.50

TOTAL DISTRICT INDEBTEDNESSS	**$ 11,270,207.50**

TOMAH AREA SCHOOL DISTRICT

Other cells calculate after base levy entry.

Line 1: 2000-2001 Base Revenue = **20,119,238**

Line 1 Amnt May Not Exceed Line 9 of Final 00-01 Revenue Limit Worksheet.

00-01 General Aid Certification (00-01 line 12)	+	15,369,563
00-01 Computer Aid Received, Src 691	+	23,273
00-01 Fnd 10, Src 211 Levy Certified	+	4,884,044
00-01 Fnd 38 Levy Cert (00-01 14B levy 38)	+	0
00-01 Fnd 41 Levy Cert (00-01 14C levy 41)	+	0
00-01 Fnd 80 Levy Cert (00-01 14D levy 80)	+	0
00-01 Aid Penalty for Over Levy (00-01 bottom)	-	5,424

00-01 Levy for 00-01 Non-Recurring Exemptions (In 10), Enter **amnt used** below.

Referendum to Exceed Limit, Non-Recurring	-	0
Declining Enrollment for 2000-2001	-	152,218
Other 2000-2001 Non-Recurring Exemption	-	0

September & Summer FTE Membership Averages

Count Ch 220 Inter-district Resident Transfer Pupils 100% in 98,99 and 75% in 2000.

Line 2: Base Avg:(98+.2ss)+(99+.2ss)+(2000+.4ss) / 3 = **3,040**

	1998	1999	2000	
Summer fte:	24	22	19	Beginning with 2000 FTE,
% (20,20,40)	5	4	8	summer sch counts 40%
SEPT FTE	3086	3011	3007	and Ch 220 Inter Residents
TOT FTE	3,091	3,015	3,015	are counted at .75 per FTE

Line 6: Curr Avg: (99+.2ss + 00+.4ss + 01+.4ss) / 3 = **3,018**

	1999	2000	2001	
Summer fte:	22	19		Beginning with 2000 FTE,
% (20,40,40)	4	8	8	summer sch counts 40%
SEPT FTE	3,011	3,007		and Ch 220 Inter Residents
TOT FTE	3,015	3,015	3,023	are counted at .75 per FTE

Line 10B: Declining Enrollment Exemption = **116,362**

Average FTE Loss (**Line 2 - Line 6,** if > 0)	22
X 0.75 =	17
X (Line 5, Maximum 2001-2002 Revenue per Memb) =	6,844.85
Non-Recurring Exemption Amount:	116,362

Line 17: State Aid for Exempt Computers = **23,796**

Line 17 = A X (Line 16 / C) *(to 8 decimals)* Round to Dollar

Enter Est 2001 Property Values -Oct 2001 Cert

A. 2001 Exempt Computer Property Valuation **Required**		+
B. 2001 TIF-Out Tax Apportionment Equalized Valuation		+
C. 2001 TIF-Out Value plus Exempt Computers (A + B)	743,586,855	=

Computer aid replaces a portion of proposed Fund 10 Levy

Src 691 = Computer Value X (Proposed Levy / (TIF-Out Val + Computer Value))

2001-2002 Revenue Limit Worksheet DPI Update - July 2001

1.	2000-2001 Base Revenue (Funds 10, 38, 41, 80)	(from left)	20,119,238
2.	Base Sept Membership Avg (98+.2ss, 99+.2ss, 00+.4ss)	(from left)	3,040
3.	2000-2001 Base Revenue Per Member (Ln 1 / Ln2)	(with cents)	6,618.17
4.	2001-2002 Per Member Increase (A + B - C)	(not < 226.68)	226.68
	A. Allowed Per Pupil Increase - **Actual Based on CPI**	226.68	
	B. Low Revenue Increase (6500 - (3 + 4A)) **Not < 0**	0.00	
	C. (Low Rev Dist in CCDEB, Enter DPI Adjustment)		
5.	2001-02 Maximum Revenue / Memb (Ln 3 + Ln 4)		6,844.85
6.	Current Membership Avg (99+.2ss, 00+.4ss, 01+.4ss)	(from left)	3,018
7.	2001-2002 Rev Limit, No Exemptions (Ln 5 x Ln 6)	(rounded)	20,657,757
8.	Total Recurring Exemptions (A + B + C + D + E)	(rounded)	0
	Unused 2000-2001 Recurring Levy Authority	0	
	A. Prior Year Carryover (75% of Amnt Entered Above)	0	
	B. Transfer of Service (if negative, include sign)	0	
	C. Transfer of Territory (if negative, include sign)	0	
	D. Federal Impact Aid Loss (1999-00 to 2000-01)	0	
	E. Recurring Referenda to Exceed (If 01-02 is first year)	0	
9.	2001-2002 Limit with Recurring Exemptions (Ln 7 + Ln 8)		20,657,757
10.	Total 2001-2002 Non-Recurring Exemptions (A + B + C)		116,362
	A. Non-Recurring Referenda, to Exceed 2001-02 Limit	0	
	B. Declining Enrollment Exemptn for 01-02 (from left)	116,362	
	C. Other Non-Recurring Exemption	0	
11.	2001-02 Revenue Limit With Exemptions (Ln 9 + Ln 10)		20,774,119
12.	Oct 15, 2001 Certification of 2001-02 General Aid		15,832,666
	(Use DPI's 2001-02 Percentage Method Worksheet to estimate)		
13.	**Allowable Limited Revenue:** 10, 38, 41, 80 Levies + Src 691		**4,941,453**
	(Line 11 - Line 12) (Src 691 is DOR Computer Aid)		
14.	**Total Limited Revenue To Be Used** (A+B+C+D)	**Not >line 13**	**4,941,406**
	Entries Required Below: Amnts Needed by Purpose and Fund:		
	A. Gen Operations: Fnd 10 including Src 211 & Src 691		(**Proposed** Fund 10)
	B. Non-Referendum Debt (inside limit) Fnd 38 Src 210	0	(to Budget Rpt)
	C. Capital Exp, Annual Meeting Approved: Fnd 41 Src 210	0	(to Budget Rpt)
	D. Community Services Fnd 80 Src 210	0	(to Budget Rpt)
15.	Total Revenue from Other Levies	(A + B + C):	1,247,479
	A. Referendum Apprvd Debt (Non Fund 38 Debt -Src 210)	1,247,479	
	B. Prior Year Levy Chargeback (Src 212)	0	(to Budget Rpt)
	C. Other Levy Revenue - Milwaukee & Kenosha Only	0	(to Budget Rpt)
16.	Total Levy + Src 691, "Proposed Levy" (Ln 14 + Ln 15)		6,188,885

2001 Tax Apportionment Values must be entered on left to calculate Computer Aid.

17.	Est Src 691 (Comp Aid) Based on Ln 16 & Values Entered	23,796	(to Budget Rpt)
18.	**Fnd 10 Src 211 (Ln 14A - Ln 17)**, 2001-02 Budget	4,917,610	(to Budget Rpt)
	Line 18 (not 14A) is the Fund 10 Levy certified by the Board.		
19.	**Total All Fund Tax Levy** (18 + 14B + 14C + 14D + 15)		**6,165,089**
	Line 19 = levy to be apportioned = DOR PC-401	Levy Rate =	0.00832302
20.	Fund 30 Src 210 (38 + Non-38) (Ln 14B + Ln 15A)	1,247,479	(to Budget Rpt)
21	Amount the District is under the Revenue Limit		**$ 46.70**

Revenue Limit Explanation and Example

Revenue Limits

In 1993 Wisconsin Statute 121.90 placed a limit on the revenue a school district is entitled to receive from general state aid (equalization, special adjustment, and integration aids) and local levies. There are four basic steps in calculating a school district's revenue limit.

The first step in determining a school district's revenue limit is to determine the previous year's base. The revenue base is calculated by adding the general aids received and local levy. This number is then divided by an average of the district's most recent three September membership totals, excluding the current year for which the limit is being calculated. The result is a revenue base per member amount.

For example, to calculate a district's 1998-99 revenue limit, assume a fictitious district received $2,000,000 in general aid in 1997-98, and had a local levy, excluding debt service, of $1,500,000. Adding those together gave the district a total revenue base of $3,500,000. If the average of the three previous September membership counts, (450 in 1995, 500 in 1996, 550 in 1997) was 500, the revenue base per member is $7,000 ($3,500,000/500).

Step two determines a new three-year membership average. The last two September membership counts (500 in 1996, 550 in 1997) plus the current year September count (600 in 1998) is averaged. The new three-year average is 550. Starting in 1998, districts added 20% of their summer school membership to the fall membership count before computing the three year average.

The third step is to add the "allowable per member increase" to the revenue base per member amount calculated in step one. The allowable per member increase is determined by the legislature. In 1998-99 the allowable increase was 208.88.

For example, using the above figures, the revenue base per member of $7,000 is increased by $208.88 in 1998-99. **This new revenue per member of $7,208.88 is the maximum allowable revenue per member for the district in 1998-99.**

Beginning in 1995-96, a minimum revenue limit per member was established. Any district with a calculated revenue limit per member below a specified minimum is permitted to raise its limit to that minimum. The 1998-99 minimum was $6,100 per member.

Step four is the final step in determining the revenue limit. To find the 1998-99 revenue limit, multiply the maximum allowable revenue per member ($7,208.88 as determined in step three) by the new three-year average (550 as determined in step two). **The total amount of revenue allowed in 1998-99 in this fictitious district is $3,964,884 ($7,208.88 x 550), unless exemptions are approved.**

A district's revenue limit can be increased by various factors such as new costs that occur when a district attaches new property or when the district is required to assume new financial responsibilities from another governmental unit. The revenue limit may also be increased if a district experiences a loss of Federal Impact Aid funds, passes a referendum for the express purpose of increasing the limit or is experiencing declining enrollment.

After the revenue limit and any exemptions to the limit are determined, a district's allowable levy for the 1998-99 school year can be determined. This is done by subtracting the general aid the district will receive in 1998-99 from the revenue limit. The allowable levy is distributed among the general operating fund (Fund 10), the capital projects fund (Fund 40), and the community service fund (Fund 80). Any debt service levies derived from new debt since 1993 that was not approved by referendum must also be included in the revenue limit (Fund 38).

Districts are not required to levy the total amount allowed. By not levying the maximum allowed, however, the district loses some its future ability to levy. A district that did not levy its full allowable amount the previous year may increase its revenue limit in the current year by 75% of the amount under-levied in the previous year.

The School District Certification of Equalized Valuation for 2001 will not be known until October 2001.

	TAX LEVY	EQUALIZED VALUATION	MILL RATE	Percent Increase In Tax Levy	Percent Increase In Valuation	Percent Increase In Mill Rate
1966	$ 710,000.00	$ 45,194,100	0.0157100			
1967	$ 795,000.00	$ 47,437,800	0.0167588	11.97%	4.96%	6.68%
1968	$ 959,000.00	$ 50,471,200	0.0190009	20.63%	6.39%	13.38%
1969	$ 1,045,000.00	$ 53,540,200	0.0195180	8.97%	6.08%	2.72%
1970	$ 1,210,370.00	$ 62,070,300	0.0195000	15.82%	15.93%	-0.09%
1971	$ 1,247,016.55	$ 67,406,300	0.0185000	3.03%	8.60%	-5.13%
1972	$ 1,247,347.30	$ 62,101,000	0.0200858	0.03%	-7.87%	8.57%
1973	$ 1,098,801.00	$ 95,388,100	0.0115193	-11.91%	53.60%	-42.65%
1974	$ 1,211,035.21	$112,804,000	0.0107357	10.21%	18.26%	-6.80%
1975	$ 1,418,884.84	$139,069,000	0.0102027	17.16%	23.28%	-4.96%
1976	$ 1,503,543.94	$169,122,600	0.0088903	5.97%	21.61%	-12.86%
1977	$ 1,770,500.00	$187,574,000	0.0094389	17.76%	10.91%	6.17%
1978	$ 1,895,889.05	$226,012,523	0.0083884	7.08%	20.49%	-11.13%
1979	$ 2,211,974.55	$250,311,588	0.0088369	16.67%	10.75%	5.35%
1980	$ 2,432,881.65	$291,472,801	0.0083469	9.99%	16.44%	-5.55%
1981	$ 2,806,651.62	$303,190,745	0.0092570	15.36%	4.02%	10.90%
1982	$ 2,806,651.00	$333,104,740	0.0084257	0.00%	9.87%	-8.98%
1983	$ 3,020,785.55	$329,423,817	0.0091699	7.63%	-1.11%	8.83%
1984	$ 3,269,802.42	$342,627,998	0.0095433	8.24%	4.01%	4.07%
1985	$ 3,239,230.98	$349,168,759	0.0092770	-0.93%	1.91%	-2.79%
1986	$ 3,587,999.97	$331,296,611	0.0108302	10.77%	-5.12%	16.74%
1987	$ 4,191,871.86	$333,003,397	0.0125881	16.83%	0.52%	16.23%
1988	$ 4,379,931.00	$341,425,984	0.0128283	4.49%	2.53%	1.91%
1989	$ 5,036,494.56	$342,614,875	0.0147002	14.99%	0.35%	14.59%
1990	$ 5,710,361.94	$377,543,954	0.0151250	13.38%	10.19%	2.89%
1991	$ 6,201,905.24	$402,291,844	0.0154164	8.61%	6.55%	1.93%
1992	$ 6,347,764.35	$420,332,083	0.0151018	2.35%	4.48%	-2.04%
1993	$ 6,847,990.80	$450,979,456	0.0151847	7.88%	7.29%	0.55%
1994	$ 7,031,635.51	$483,306,385	0.0145490	2.68%	7.17%	-4.19%
1995	$ 7,605,090.15	$515,575,575	0.0147507	8.16%	6.68%	1.39%
1996	$ 6,328,301.91	$556,257,685	0.0113766	-16.79%	7.89%	-22.87%
1997	$ 5,841,246.95	$584,093,325	0.0100005	-7.70%	5.00%	-12.10%
1998	$ 5,739,205.40	$610,875,333	0.0093951	-1.75%	4.59%	-6.05%
1999	$ 5,611,893.46	$657,533,766	0.0085348	-2.22%	7.64%	-9.16%
2000	$ 6,031,523.23	$705,680,755	0.0085471	7.48%	7.32%	0.14%
2001	$ 6,211,290.02	$740,964,793	0.0083827	2.98%	5.00%	-1.92%
		5 Year Average		1.27%	5.37%	-3.24%
		10 Year Average		-0.21%	7.63%	-4.45%
		15 Year Average		3.21%	8.17%	-2.23%

MILL RATE HISTORY

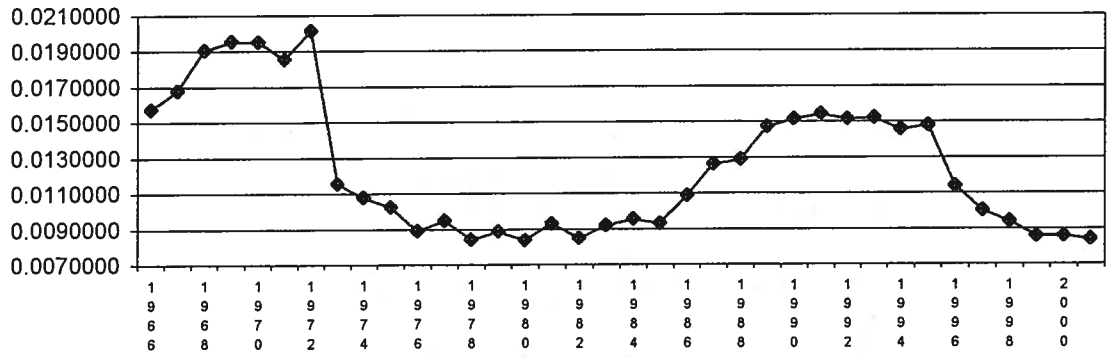

TAX LEVY HISTORY

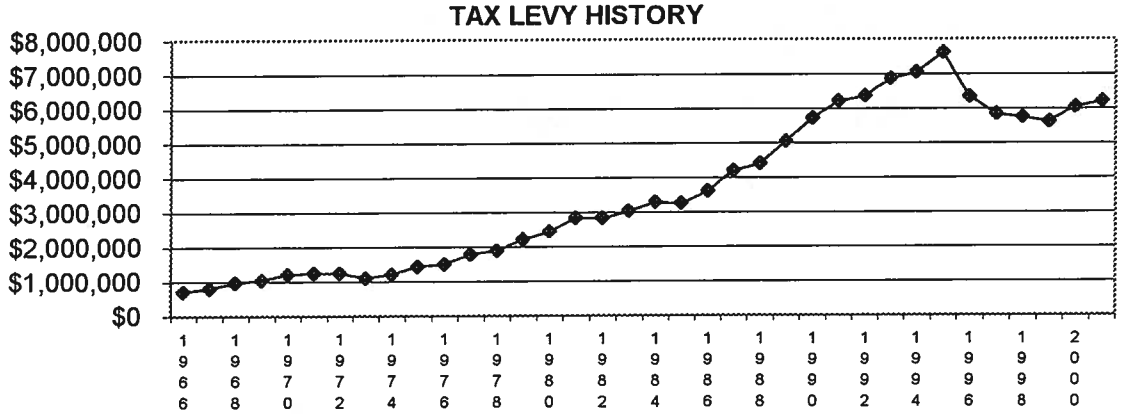

EQUALIZED VALUATION HISTORY

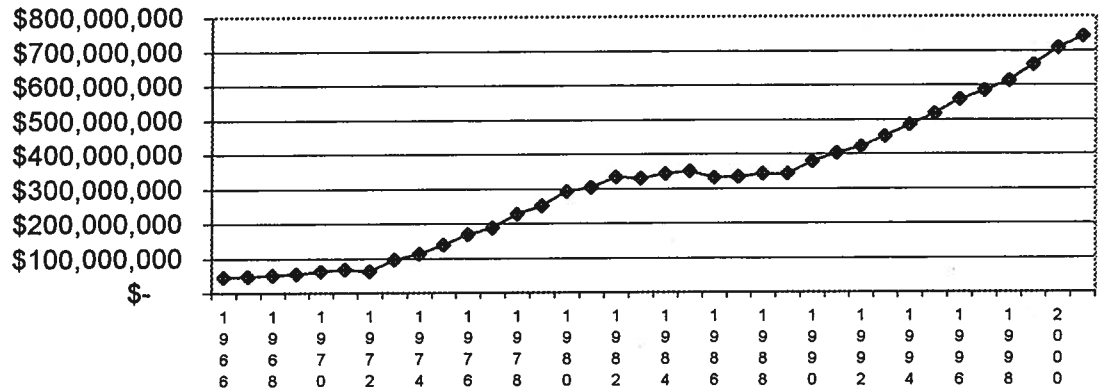

CITIZEN'S GUIDE TO UNDERSTANDING THE 2001-2002 PROPOSED BUDGET FOR THE TOMAH AREA SCHOOL

The preceding pages showing undifferentiated curriculum, regular curriculum, vocational curriculum, etc. follows the Department of Public Instruction's recommended format. The following pages detailing the proposed budget are the same pages received by the Board of Education during the budget hearing process. Budgets are shown by building and department rather than by function.

2001-2002 Non Salary

18-Jul-01

2001-02 NON-SALARY BUDGET FUND 10	BUDGETED 2000-2001	PROPOSED 2001-2002	Difference	Percent Change
Lemonweir	$ 23,100.67	$ 22,367.61	($733.06)	-3.17%
Miller	$ 25,675.60	$ 23,984.66	($1,690.94)	-6.59%
Oakdale	$ 3,301.89	$ 4,380.64	$1,078.75	32.67%
Camp Douglas	$ 5,799.17	$ 6,031.30	$232.13	4.00%
Wyeville	$ 7,937.63	$ 7,789.53	($148.10)	-1.87%
Warrens	$ 12,704.06	$ 12,977.54	$273.48	2.15%
LaGrange	$ 22,520.03	$ 21,151.83	($1,368.20)	-6.08%
Music/Art/PE/Guid/Chap/Library	$ 74,741.50	$ 74,983.21	$241.71	0.32%
Elementary Total	$ 175,780.55	$ 173,666.32	($2,114.23)	-1.20%
Middle School	$ 113,891.91	$ 113,386.96	($504.95)	-0.44%
Senior High School	$ 295,882.17	$ 310,671.58	$14,789.41	5.00%
Alternative School (inc. AODA)	$ 20,116.15	$ 35,832.99	$15,716.84	78.13%
English as a Second Language	$ -	$ -	$0.00	0.00%
Administration	$ 563,698.60	$ 463,802.48	($99,896.12)	-17.72%
Health	$ 3,003.00	$ 3,020.00	$17.00	0.57%
Transportation	$ 515,350.00	$ 547,350.00	$32,000.00	6.21%
Operation	$ 651,480.80	$ 692,571.00	$41,090.20	6.31%
Construction	$ 537,365.00	$ 475,965.00	($61,400.00)	-11.43%
Maintenance	$ 150,740.00	$ 162,473.00	$11,733.00	7.78%
District Reading	$ 2,140.15	$ 2,689.23	$549.08	25.66%
District Wide Programs	$ 2,121,914.31	$ 2,312,524.00	$190,609.69	8.98%
District Wide AV	$ 27,273.41	$ 27,352.82	$79.41	0.29%
Curriculum	$ 233,195.35	$ 232,734.77	($460.58)	-0.20%
Technology	$ 291,010.00	$ 290,900.00	($110.00)	-0.04%
Gifted & Talented	$ 7,113.71	$ 7,516.44	$402.73	5.66%
Wellness	$ 200.00	$ 200.00	$0.00	0.00%
FUND 10	**$ 5,710,155.11**	**$ 5,852,656.59**	**$142,501.48**	**2.5%**
FUND 27				
Lemonweir	$ 3,997.08	$ 3,120.33	($876.75)	-21.93%
Miller	$ 1,570.95	$ 873.18	($697.77)	-44.42%
Oakdale	$ 93.32	$ 69.41	($23.91)	-25.62%
Camp Douglas	$ 437.49	$ 67.13	($370.36)	-84.66%
Wyeville	$ 1,610.55	$ 1,066.51	($544.04)	-33.78%
Warrens	$ 707.02	$ 479.65	($227.37)	-32.16%
LaGrange	$ 1,670.83	$ 1,604.99	($65.84)	-3.94%
Elementary Fund 27 Total	**$ 10,087.24**	**$ 7,281.20**	**($2,806.04)**	**-27.82%**
Middle School	$ 2,144.59	$ 1,879.54	($265.05)	-12.36%
High School	$ 3,581.08	$ 4,119.01	$537.93	15.02%
Transportation	$ 14,000.00	$ 14,000.00	$0.00	0.00%
District Wide Aid Eligible	$ 2,100.00	$ 1,500.00	($600.00)	-28.57%
District Wide Non Aid Eligible	$ 50,348.54	$ 68,321.66	$17,973.12	35.70%
FUND 27 TOTAL	**$ 82,261.45**	**$ 97,101.41**	**$14,839.96**	**18.04%**
FUND 30 DEBT SERVICE	**$ 1,247,478.75**	**$ 1,293,680.00**	**$46,201.25**	**3.70%**
FUND 10 TOTAL	**$ 5,710,155.11**	**$ 5,852,656.59**	**$142,501.48**	**2.50%**
FUND 27 TOTAL	**$ 82,261.45**	**$ 97,101.41**	**$14,839.96**	**18.04%**
FUND 30 TOTAL	**$ 1,247,478.75**	**$ 1,293,680.00**	**$46,201.25**	**3.70%**
GRAND TOTAL	**$ 7,039,895.31**	**$ 7,243,438.00**	**$203,542.69**	**2.89%**

2001-02 NON-SALARY BUDGET SUMMARY

2001-02 NON-SALARY BUDGET	Difference	Sumary of Budget Differences
Lemonweir	$ (733.06)	Based on Student #s @ $86.90/Student
Miller	$ (1,690.94)	Based on Student #s @ $86.90/Student
Oakdale	$ 1,078.75	Based on Student #s @ $86.90/Student
Camp Douglas	$ 232.13	Based on Student #s @ $86.90/Student
Wyeville	$ (148.10)	Based on Student #s @ $86.90/Student
Warrens	$ 273.48	Based on Student #s @ $86.90/Student
LaGrange	$ (1,368.20)	Based on Student #s @ $86.90/Student
Music/Art/PE/Guid/Chap/Library	$ 241.71	Equals $58.72/Student
	$ (2,114.23)	
Middle School	$ (504.95)	Based on Student #s @ $163.23/Student
Senior High School	$ 14,789.41	Based on Student #s @ $267.86/Student

Alternative School $ **15,717**

	2000-2001	2001-2002	Difference	00-01 YTD
Personal Services	$1,000.00	$1,500.00	$500.00	$572
Emplee Travel - Alternative School	$1,800.00	$1,800.00	$0.00	$881
Pymt to Intermediate Unit - WWTC	$ 11,414.86	$23,000.00	$11,585.14	$13,549
General Supplies - Alternative School	$1,970.49	$3,726.29	$1,755.80	$2,437
Wkbks - Alternative School	$4.59	$0.00	($4.59)	$0
Periodicals - Alternative School	$960.68	$1,399.75	$439.07	$973
Instrucl Computer Software-Alternative School	$825.00	$500.00	($325.00)	$78
Other Media - Alternative School	$1,040.53	$149.55	($890.98)	$909
Non-Capital Equip - Alternative School	$0.00	$ 2,757.40	$2,757.40	$636
Textbooks - Alternative School	$ 1,100.00	$1,000.00	($100.00)	$77
Equip Add - Alternative School	$0.00	$ -	$0.00	$499
	$20,116.15	$35,832.99	$15,716.84	$20,611

Administration $ **(99,896)**

	2000-2001	2001-2002	Difference	00-01 YTD
Negotiator	$ 37,500.00	$ 37,500.00	$0.00	$ 46,080
Legal Services	$ 7,150.00	$ 8,000.00	$850.00	$ 18,613
Audit	$ 5,425.00	$ 5,595.00	$170.00	$ 5,425
Bond & Investment Fees	$ 6,000.00	$ 3,000.00	($3,000.00)	$ 2,567
Other Bd of Education - WASB Services	$ 5,477.00	$ 5,535.00	$58.00	$ 5,427
Personal Services - Direction of Business	$ 30,000.00	$ 33,700.00	$3,700.00	$ 23,613
Emplee Travel - Board Members	$ 3,000.00	$ 4,000.00	$1,000.00	$ 6,376
General Supplies - Fiscal	$ 4,000.00	$ 2,000.00	($2,000.00)	$ 1,759
Non-Capital Equipment - Dir. Of Business	$ 300.00	$ 1,300.00	$1,000.00	$ 770
Equip Replacement - Direction of Business	$ 2,000.00	$ -	($2,000.00)	$ -
Operational - Principal Johnson Control Lease	$ 23,371.78	$ 25,061.11	$1,689.33	$ 23,372
Operational Debt - Principal Buses Lease/Purc	$ 102,739.47	$ -	($102,739.47)	$ 102,739
Operational Debt - Interest Short-Term Borrow	$ 140,000.00	$ 140,000.00	$0.00	$ 160,248
Operational Debt - Interest Johnson Control	$ 7,790.70	$ 6,101.37	($1,689.33)	$ 7,791
Operational Debt - Interest Lease/Purchase Bu	$ 5,229.45	$ -	($5,229.45)	$ 5,229
District Property Insurance	$ 11,000.00	$ 15,000.00	$4,000.00	$ 11,248
Workers Compensation	$ 99,805.20	$ 103,000.00	$3,194.80	$ 85,398
Unemployment Compensation	$ 5,000.00	$ 6,000.00	$1,000.00	$ 8,830
Fidelity Bond Premiums	$ 1,200.00	$ 1,300.00	$100.00	$ 1,213
	$ 496,989	$ 397,092	($99,896.12)	

2001-2002 Non Salary

Transportation	**$ 32,000**			
	2000-2001	2001-2002	Difference	00-01 YTD
Emplee Travel - Direction Pupil Transportation	$1,000.00	$2,000.00	$1,000.00	$3,673
Petroleum-Regular (Home-to-School) Transpo	$100,000.00	$115,000.00	$15,000.00	$120,961
Non-Capital Equip-Vehicle Maintenance	$0.00	$1,000.00	$1,000.00	$4,644
Equip Replacement-Vehicle Acquisition	$220,000.00	$230,000.00	$10,000.00	$197,458
Liability Ins-Direction of Pupil Transportation	$45,000.00	$50,000.00	$5,000.00	$44,635
	$366,000.00	$398,000.00	$32,000.00	

Operation	**$ 41,090**			
	2000-2001	2001-2002	Difference	00-01 YTD
Property Services - Bldgs	$61,130.80	$59,221.00	($1,909.80)	$64,544
Gas for Heat - Bldgs	$185,000.00	$200,000.00	$15,000.00	$199,142
Electricity for Heat - Bldgs	$2,000.00	$0.00	($2,000.00)	$23
Electricity Other than Heat - Bldgs	$235,000.00	$265,000.00	$30,000.00	$251,867
	$ 483,131	$ 524,221	$41,090.20	

Maintenance	**$ 11,733**			
	2000-2001	2001-2002	Difference	00-01 YTD
Property Services - Bldgs.	$2,000.00	$10,000.00	$8,000.00	$11,535
Property Services - Bldg HVAC	$83,340.00	$86,673.00	$3,333.00	$479,049
Employee Travel	$100.00	$500.00	$400.00	$487
General Supplies - Sites-Grounds	$4,450.00	$5,250.00	$800.00	$13,289
General Supplies - Bldgs.	$14,800.00	$16,000.00	$1,200.00	$29,129
General Supplies - Plumbing	$12,000.00	$10,000.00	($2,000.00)	$6,535
	$ 116,690	$ 128,423	$11,733.00	

District Wide Programs	**$ 190,610**			
	2000-2001	2001-2002	Difference	00-01 YTD
Benefits Paid Retirees	$34,281.96	$43,495.56	$9,213.60	$27,466
P.S. Junior Achievement Program	$0.00	$7,410.00	$7,410.00	$0
P.S. Repair District Office Machines	$0.00	$500.00	$500.00	$1,218.00
P.S. Employee Physical Exams	$2,000.00	$4,000.00	$2,000.00	$15,299
CESA General Administration	$17,885.00	$23,982.00	$6,097.00	$16,212
Payment to CESA - WWBIC	$2,373.00	$2,454.00	$81.00	$2,373
General Supplies - Reg. Curr. - Summer Scho	$799.15	$800.00	$0.85	$836
Non-Capital Equipment District Wide	$7,000.00	$5,000.00	($2,000.00)	$1,622
Equipment Rental - Copiers	$175,000.00	$165,000.00	($10,000.00)	$172,573
Transfer to Special Education	$1,785,375.20	$1,889,414.44	$104,039.24	$0
Other Misc. - District Wide	$2,000.00	$1,000.00	($1,000.00)	$0
Non-Aidable Refund - Personal Property Tax	$1,000.00	$2,000.00	$1,000.00	$3,949
	$2,027,714.31	$2,145,056.00	$117,341.69	

2001-2002 Non Salary

District Wide AV	$ 79			
	2000-2001	2001-2002	Difference	00-01 YTD
Non-Capital Equip - AV	$7,143.41	$7,152.82	$9.41	$13,897
Equip Add - AV	$6,930.00	$7,000.00	$70.00	$10,003
	$14,073.41	$14,152.82	$79.41	

Curriculum	$ (461)			
	2000-2001	2001-2002	Difference	00-01 YTD
Personal Services-Curriculum Development	$6,000.00	$11,700.00	$5,700.00	$1,879
Emplee Travel-Direction of Improv of Instructio	$1,100.00	$1,000.00	($100.00)	$1,186
Communication - Postage - Curriculum	$3,500.00	$2,000.00	($1,500.00)	$ 3,780.37
General Supplies - Curriculum	$3,957.83	$9,980.46	$6,022.63	$6,992
AV Media - Curriculum	$568.35	$2,412.45	$1,844.10	$2,844
Instrl Computer Software - Curriculum	$15,102.80	$5,896.55	($9,206.25)	$7,770
Other Media - Curriculum	$0.00	$34.44	$34.44	$902.42
Non-Capital Equipment - Furniture	$0.00	$1,000.00	$1,000.00	$677
Textbooks-Regular Curriculum	$192,684.29	$195,370.87	$2,686.58	$189,452
Textbooks - Agriculture	$1,388.20	$0.00	($1,388.20)	$ 1,451.84
Textbooks - Business Education	$5,748.88	$0.00	($5,748.88)	$5,656
Dues Fees - Curriculum	$1,070.00	$1,265.00	$195.00	$1,153
	$231,120.35	$230,659.77	($460.58)	

Technology	$ (110)			
	2000-2001	2001-2002	Difference	00-01 YTD
Maintenance - Instructional Equipment	$ 10,000	$ -	($10,000.00)	$ 2,094
Maintenance - Other Equipment	$ 5,000	$ -	($5,000.00)	$ -
P.S. Computer Technology	$ 2,000	$ -	($2,000.00)	$ 1,787
Emplee Travel - Computer Technology	$500.00	$0.00	($500.00)	$2,534
Communications - Network Phone Service	$40,000.00	$50,000.00	$10,000.00	$46,143
General Supplies - Computer Technology	$2,000.00	$15,000.00	$13,000.00	$97
Periodicals - Computer Technology	$1,000.00	$0.00	($1,000.00)	$887
Computer Software - Computer Technology	$0.00	$15,000.00	$15,000.00	$3,181
Other Media - Computer Technology	$500.00	$5,000.00	$4,500.00	$1,389
Non-Capital Objects - Instructional	$1,500.00	$0.00	($1,500.00)	$3,387
Equip Components-Computer Technology	$10,000.00	$0.00	($10,000.00)	$18,300
Equip Add - Instructional	$188,510.00	$205,900.00	$17,390.00	$384,970.10
Equip Add - Business Administration	$30,000.00	$0.00	($30,000.00)	$29,446
	$ 291,010	$ 290,900	($110.00)	

Talented & Gifted	$ 403			
	2000-2001	2001-2002	Difference	00-01 YTD
Personal Service - Talented & Gifted	$ 225	$ 200.00	($25.00)	$ 14.00
Communication	$ 250.00	$ 600.00	$350.00	$ 2.74
General Supplies	$ 2,251.76	$ 2,092.94	($158.82)	$ 17.02
Periodicals	$ 146.48	$ 177.80	$31.32	$ 1.32
Other Media	$ 157.05	$ 95.70	($61.35)	$ 6.32
Non-Capital Equipment	$ 188.42	$ -	($188.42)	$ 1.47
Dues & Fees	$ 1,895.00	$ 2,350.00	$455.00	$ 11.23
	$ 5,113.71	$ 5,516.44	$402.73	$ 402.73

18-Jul-01

2001-2002 SALARY BUDGET FUND 10 TOTAL	BUDGETED 2000-2001	PROJECTED 2001-2002	Difference	Percent Change
Lemonweir				
Miller				
Oakdale				
Camp Douglas				
Wyeville				
Warrens				
LaGrange				
Music/Art/PE/Guid/Chap/Library				
Elementary	$ 5,017,523.49	$ 5,145,221.96	$ 127,698.47	2.55%
Middle School	$ 2,982,204.16	$ 3,153,408.04	$ 171,203.88	5.74%
Senior High School	$ 4,007,444.99	$ 4,081,988.62	$ 74,543.63	1.86%
Alternative School	$ 255,274.41	$ 349,356.22	$ 94,081.81	36.86%
District AODA	$ -	$ -	$ -	0.00%
English as a Second Language	$ 5,382.50	$ 5,382.50	$ -	0.00%
Administration	$ 423,779.09	$ 441,959.63	$ 18,180.54	4.29%
Health	$ 57,005.79	$ 62,751.10	$ 5,745.31	10.08%
Transportation	$ 908,049.80	$ 957,503.82	$ 49,454.02	5.45%
Operation	$ 646,903.46	$ 659,199.64	$ 12,296.18	1.90%
Construction	$ -	$ -	$ -	0.00%
Maintenance	$ 307,144.84	$ 315,606.50	$ 8,461.66	2.75%
District Reading	$ 60,025.29	$ 62,486.63	$ 2,461.34	4.10%
District Wide Programs	$ 137,236.62	$ 131,220.84	$ (6,015.78)	-4.38%
District Wide AV	$ -	$ -	$ -	0.00%
Curriculum	$ 155,116.74	$ 140,541.27	$ (14,575.47)	-9.40%
Technology	$ 142,358.52	$ 150,339.87	$ 7,981.35	5.61%
Gifted & Talented	$ 111,763.84	$ 110,436.79	$ (1,327.05)	-1.19%
Wellness	$ -	$ -	$ -	0.00%
FUND 10 TOTAL	**$ 15,217,213.54**	**$ 15,767,403.43**	**$ 550,189.89**	**3.62%**
FUND 27				
Elementary	$ 899,677.17	$ 934,934.04	$ 35,256.87	3.92%
Middle School	$ 386,937.94	$ 412,727.36	$ 25,789.42	6.67%
High School	$ 405,877.08	$ 404,579.84	$ (1,297.24)	-0.32%
Tranportation	$ 105,265.96	$ 115,268.65	$ 10,002.69	9.50%
District Wide Aid Eligible	$ 560,556.21	$ 669,286.69	$ 108,730.48	19.40%
District Wide Non Aid Eligible	$ 112,799.39	$ 14,474.45	$ (98,324.94)	-87.17%
FUND 27 TOTAL	**$ 2,471,113.75**	**$ 2,551,271.03**	**$ 80,157.28**	**3.24%**
FUND 30 TOTAL	**$ -**	**$ -**	**$ -**	**0.00%**
FUND 10 TOTAL	$ 15,217,213.54	$ 15,767,403.43	$ 550,189.89	3.62%
FUND 27 TOTAL	$ 2,471,113.75	$ 2,551,271.03	$ 80,157.28	3.24%
FUND 30 TOTAL	$ -	$ -	$ -	0.00%
Recommended Additional Positions	$ -	$ -	$ -	
GRAND TOTAL	**$ 17,688,327.29**	**$ 18,318,674.46**	**$ 630,347.17**	**3.56%**

2001-2002 Grants

18-Jul-01

2001-2002 NON-SALARY BUDGET	BUDGETED 2000-2001	PROPOSED 2001-2002	Difference	Percent Change
ECIA Title 1 - Fund 10	$ 7,794.50	$ 3,264.50	$ (4,530.00)	-58.12%
Drug Free School Grant - Fund 10	$ 6,575.00	$ 7,725.00	$ 1,150.00	17.49%
Class Size Reduction Grant - Fund 10	$ -	$ 27,614.00	$ 27,614.00	0.00%
Thomas Earle - Fund 10	$ 27,503.00	$ 6,575.00	$ (20,928.00)	-76.09%
Andres Fund - Fund 10	$ 10,000.00	$ 22,000.00	$ 12,000.00	0.00%
Goals 2000 Grant - Fund 10	$ 16,800.00	$ -	$ (16,800.00)	-100.00%
Title VI - Block Grant - Fund 10	$ 22,703.00	$ 25,314.00	$ 2,611.00	11.50%
EESA Math & Science - Fund 10	$ 15,826.00	$ 18,983.00	$ 3,157.00	19.95%
Vocational Education Aid (Carl Perkins) Fun	$ 6,072.83	$ 6,476.20	$ 403.37	6.64%
TEACH Grant - Fund 23	$ 149,530.40	$ 35,975.62	$ (113,554.78)	0.00%
PL 94-142 - Fund 27	$ 50,512.39	$ 150,360.40	$ 99,848.01	197.67%
PL 99-457 - Fund 27	$ 7,699.13	$ 19,806.88	$ 12,107.75	157.26%
IESSAA Indian Education Grant - Fund 29	$ 3,510.08	$ 8,730.04	$ 5,219.96	148.71%
	$ 324,526.33	$ 332,824.64	$ 8,298.31	2.56%

2001-2002 SALARY BUDGET	BUDGETED 2000-2001	PROPOSED 2001-2002	Difference	Percent Change
ECIA Title 1 - Fund 10	$ 417,230.23	$ 448,721.59	$ 31,491.36	7.55%
Drug Free School Grant - Fund 10	$ 6,520.25	$ 6,487.25	$ (33.00)	-0.51%
Class Size Reduction Grant - Fund 10	$ -	$ 112,889.95	$ 112,889.95	0.00%
Thomas Earle - Fund 10	$ -	$ -	$ -	0.00%
Andres Fund - Fund 10	$ -	$ -	$ -	0.00%
Goals 2000 Grant - Fund 10	$ -	$ -	$ -	0.00%
Title VI - Block Grant - Fund 10	$ -	$ -	$ -	0.00%
EESA Math & Science - Fund 10	$ -	$ -	$ -	0.00%
Vocational Education Aid (Carl Perkins) Fun	$ 21,211.17	$ 21,764.09	$ 552.92	2.61%
TEACH Grant - Fund 23	$ -	$ -	$ -	0.00%
PL 94-142 - Fund 27	$ 121,941.18	$ 189,456.70	$ 67,515.52	55.37%
PL 99-457 - Fund 27	$ 8,003.89	$ 8,600.55	$ 596.66	7.45%
IESSAA Indian Education Grant - Fund 29	$ 16,609.92	$ 18,976.95	$ 2,367.03	14.25%
	$ 591,516.64	$ 806,897.08	$ 215,380.44	36.41%

2001-2002 TOTAL GRANT BUDGETS	BUDGETED 2000-2001	PROPOSED 2001-2002	Difference	Percent Change
ECIA Title 1 - Fund 10	$ 425,024.73	$ 451,986.09	$ 26,961.36	6.34%
Drug Free School Grant - Fund 10	$ 13,095.25	$ 14,212.25	$ 1,117.00	8.53%
Class Size Reduction Grant	$ -	$ 140,503.95	$ 140,503.95	0.00%
Thomas Earle - Fund 10	$ 27,503.00	$ 6,575.00	$ (20,928.00)	-76.09%
Andres Fund - Fund 10	$ 10,000.00	$ 22,000.00	$ 12,000.00	0.00%
Goals 2000 Grant	$ 16,800.00	$ -	$ (16,800.00)	-100.00%
Chapter 2 - Block Grant - Fund 10 & Goal	$ 22,703.00	$ 25,314.00	$ 2,611.00	11.50%
EESA Math & Science - Fund 10	$ 15,826.00	$ 18,983.00	$ 3,157.00	19.95%
Vocational Education Aid (Carl Perkins) Fun	$ 27,284.00	$ 28,240.29	$ 956.29	3.50%
TEACH Grant - Fund 23	$ 149,530.40	$ 35,975.62	$ (113,554.78)	0.00%
PL 94-142 - Fund 27	$ 172,453.57	$ 339,817.10	$ 167,363.53	97.05%
PL 99-457 - Fund 27	$ 15,703.02	$ 28,407.43	$ 12,704.41	80.90%
IESSAA Indian Education Grant - Fund 29	$ 20,120.00	$ 27,706.99	$ 7,586.99	37.71%
	$ 916,042.97	$ 1,139,721.72	$ 223,678.75	24.42%

Grant Revenues = Grant Expenditures

2001-2002 TOTAL BUDGET FUND 10	2001-02 Total BUDGETED 2000-2001	PROPOSED 2001-2002	Difference	Percent Change
Lemonweir	$ 23,100.67	$ 22,367.61	$ (733.06)	-3.17%
Miller	$ 25,675.60	$ 23,984.66	$ (1,690.94)	-6.59%
Oakdale	$ 3,301.89	$ 4,380.64	$ 1,078.75	32.67%
Camp Douglas	$ 5,799.17	$ 6,031.30	$ 232.13	4.00%
Wyeville	$ 7,937.63	$ 7,789.53	$ (148.10)	-1.87%
Warrens	$ 12,704.06	$ 12,977.54	$ 273.48	2.15%
LaGrange	$ 22,520.03	$ 21,151.83	$ (1,368.20)	-6.08%
Music/Art/PE/Guid/Chap/Library	$ 74,741.50	$ 74,983.21	$ 241.71	0.32%
Total Elementary NonSalary	$ 175,780.55	$ 173,666.32	$ (2,114.23)	-1.20%
Elementary Salary	$ 5,017,523.49	$ 5,145,221.96	$ 127,698.47	2.55%
TOTAL ELEMENTARY	**$ 5,193,304.04**	**$ 5,318,888.28**	**$ 125,584.24**	**2.42%**
Middle School	$ 3,096,096.07	$ 3,266,795.00	$ 170,698.93	5.51%
Senior High School	$ 4,303,327.16	$ 4,392,660.20	$ 89,333.04	2.08%
Alternative School	$ 275,390.56	$ 385,189.21	$ 109,798.65	39.87%
English as a Second Language	$ 5,382.50	$ 5,382.50	$ -	0.00%
Administration	$ 987,477.69	$ 905,762.11	$ (81,715.58)	-8.28%
Health	$ 60,008.79	$ 65,771.10	$ 5,762.31	9.60%
Transportation	$ 1,423,399.80	$ 1,504,853.82	$ 81,454.02	5.72%
Operation	$ 1,298,384.26	$ 1,351,770.64	$ 53,386.38	4.11%
Construction	$ 537,365.00	$ 475,965.00	$ (61,400.00)	0.00%
Maintenance	$ 457,884.84	$ 478,079.50	$ 20,194.66	4.41%
District Reading	$ 62,165.44	$ 65,175.86	$ 3,010.42	4.84%
District Wide Programs	$ 2,259,150.93	$ 2,443,744.84	$ 184,593.91	8.17%
District Wide AV	$ 27,273.41	$ 27,352.82	$ 79.41	0.29%
Curriculum	$ 388,312.09	$ 373,276.04	$ (15,036.05)	-3.87%
Technology	$ 433,368.52	$ 441,239.87	$ 7,871.35	0.00%
Gifted & Talented	$ 118,877.55	$ 117,953.23	$ (924.32)	-0.78%
Wellness	$ 200.00	$ 200.00	$ -	0.00%
Recommended Additional Positions	$ -	$ -	$ -	
FUND 10 TOTAL	**$ 20,927,368.65**	**$ 21,620,060.02**	**$ 692,691.37**	**3.31%**

FUND 27 TOTAL				
Lemonweir	$ 3,997.08	$ 3,120.33	$ (876.75)	-21.93%
Miller	$ 1,570.95	$ 873.18	$ (697.77)	-44.42%
Oakdale	$ 93.32	$ 69.41	$ (23.91)	-25.62%
Camp Douglas	$ 437.49	$ 67.13	$ (370.36)	0.00%
Wyeville	$ 1,610.55	$ 1,066.51	$ (544.04)	-33.78%
Warrens	$ 707.02	$ 479.65	$ (227.37)	-32.16%
LaGrange	$ 1,670.83	$ 1,604.99	$ (65.84)	-3.94%
Total Elementary Non-Salary	$ 10,087.24	$ 7,281.20	$ (2,806.04)	-27.82%
Elementary Salary	$ 899,677.17	$ 934,934.04	$ 35,256.87	3.92%
Elementary Salary & Non-Salary	$ 909,764.41	$ 942,215.24	$ 32,450.83	3.57%
Middle School	$ 389,082.53	$ 414,606.90	$ 25,524.37	6.56%
High School	$ 409,458.16	$ 408,698.85	$ (759.31)	-0.19%
Transportation	$ 119,265.96	$ 129,268.65	$ 10,002.69	8.39%
District Wide	$ 725,804.14	$ 753,582.80	$ 27,778.66	3.83%
FUND 27 TOTAL	**$ 2,553,375.20**	**$ 2,648,372.44**	**$ 94,997.24**	**3.72%**

FUND 30 TOTAL	**$ 1,247,478.75**	**$ 1,293,680.00**	**$ 46,201.25**	**3.70%**

FUND 10 TOTAL	$ 20,927,368.65	$ 21,620,060.02	$ 692,691.37	3.31%
FUND 27 TOTAL	$ 2,553,375.20	$ 2,648,372.44	$ 94,997.24	3.72%
FUND 30 TOTAL	$ 1,247,478.75	$ 1,293,680.00	$ 46,201.25	3.70%
GRAND TOTAL	$ 24,728,222.60	$ 25,562,112.46	$ 833,889.86	3.37%

2001-2002 ESTIMATE (July, 2001)
SIMPLIFIED PERCENTAGE METHOD OF CALCULATING EQUALIZATION AID
Guarantees Using 2000-01 Budget Reports and Joint Finance Committee Proposal

Place numbers in colored spaces only. All totals are automatically calculated.

	UHS / K8, enter 2 or 3			
1=K-12; 2=UHS; 3=K-8	1			
	Local Factors:		**State Factors:**	**6/25/2001**
A7: 00-01 Aid Membership	3,030	Primary cost ceiling:	$1,000	$ 1,000
E5: 00-01 Total Shared Cost	$21,220,156	econdary cost ceiling:	$6,996	$ 6,900
F1: 2000 TIF-Out School Aid Value	$708,177,957	Primary guarantee:	$2,000,000	$ 2,000,000
Cost per Pupil	$7,003	Secondary guarantee:	$880,269	$901,710
Equalized Value Per Pupil	$233,722	Tertiary guarantee:	$325,140	$325,186

	Primary Level	Secondary Level	Tertiary Level
District Shared Cost per Pupil	$1,000	$5,996	$7
District Value Per Pupil	$233,722	$233,722	$233,722
Guaranteed Value Per Pupil	$2,000,000	$880,269	$325,140
Percent Local Share*	11.69%	26.55%	71.88%
Local Share Per Pupil**	$116.86	$1,592.01	$5.28
State Share Per Pupil	$883.14	$4,403.99	$2.07
Percent State Share	88.31%	73.45%	28.12%
Total Equal Aid (**G5,G10,G15**)	$2,675,911.08	$13,344,086.76	$6,261.66

H3: Calculated Aid (not < than G5)	$16,026,259
H4: MPCP Reduct (-.0084394945 * H3)	$ (135,253.53)
H5: MCP Reduct(-.0032800418 * H3)	$ (52,566.80)
H6: 2001-02 Eq Aid after Reductions	$15,838,439
H7: Prior Year Eq Aid Adjustment	
H8: Est Eq Aid Payment (H6 + H7)	**$15,838,439**
Aid per Pupil	5,227.21
Total Equal Aid Percent	74.64%

* Percent Local Share is District Value per Pupil divided by State Guaranteed Value per Pupil.

** Local Cost per Pupil is Percent Local Share multiplied by District Shared Cost per Pupil.

2001-2002 Tax Levy

	FUND 10 REVENUES TOTAL		7/18/2001	**FUND 10 REVENUES TOTAL**		**$ 16,695,040.00**	1
	Mobile Home Taxes	$	39,000.00	Library Aid	$	75,000.00	
	Non-Capital Sales	$	52,600.00	Driver's Ed. Aid	$	26,000.00	
	School Activity	$	49,500.00	State Aid for Exempt Computers	$	23,796.00	
	Investment Interest	$	250,000.00	Equalization Aid		$15,838,439	2
	Other Local Revenue	$	6,300.00	Medicaid School Based Services	$	70,000.00	
	Interdistrict Revenue	$	45,405.00	Payment for Services	$	9,000.00	
	Intermediate Revenue	$	-	Federal Impact Aid	$	90,000.00	
	State Handicapped Aid	$	-	Sale/Loss of Fixed Assets	$	20,000.00	
	Transportation Aid	$	90,000.00	Insurance Adjustments	$	10,000.00	
	FUND 10 GRANT REVENUES			**FUND 10 GRANT REV TOTAL**	**$**	**715,224.58**	3
	Gifts (Thomas Earl Fund)	$	6,575.00	Special Project Grants	$	61,435.54	
	Gifts (Frank G. Andres Fund)	$	22,000.00	Title I (formerly ECIA-Chapter 1)	$	451,986.09	
4	Class Size Reduction & Jr Achieveme	$	147,913.95	Title VI - Block Grant	$	25,314.00	
	TOTAL FUND 10 REVENUES				**$**	**17,410,264.58**	5

	FUND 27 REVENUES						
6	Transfer From General Fund	$	1,871,872.44	Handicapped Aid-State	$	756,500.00	7
	Spec Ed Transit Of Aid CESA	$	20,000.00	Special Projects Grants	$	368,224.53	
	FUND 27 REVENUES TOTAL				**$**	**3,016,596.97**	8

	FUND 30 REVENUES						
9	Tax Levy for Debt Service	$	1,293,680.00	Interest on Debt Service Investment	$	10,000.00	
	FUND 30 REVENUES TOTAL				$	1,303,680.00	10

	2001-2002 EXPENDITURES			**2001-2002 EXPENDITURES**			
11	**GENERAL FUND (10)**	$	21,620,060.02	Fund 10 Grants	$	707,814.58	14
12	**SPECIAL ED. (27)**	$	2,648,372.44	Fund 27 Grants	$	368,224.53	15
13	**DEBT SERVICE FUND (30)**	$	1,293,680.00	TOTAL GRANTS	$	1,076,039.11	16
	TOTAL EXPENDITURES	$	25,562,112.46				
17	**TOTAL ALL EXPENDITURES**	$	26,638,151.57				

	SUMMARY EXPENDITURES			**SUMMARY REVENUES**			
18	**TOTAL GENERAL FUND (10)**	$	22,327,874.60	**TOTAL GENERAL FUND (10)**	$	17,410,264.58	20
19	**TOTAL SPECIAL ED. (27)**	$	3,016,596.97	**TOTAL SPECIAL ED. (27)**	$	3,016,596.97	8
13	**DEBT SERVICE FUND (30)**	$	1,293,680.00	**DEBT SERVICE FUND (30)**	$	1,303,680.00	13
17	**TOTAL EXPENDITURES**	$	26,638,151.57	**TOTAL REVENUES**	$	21,730,541.55	14

2001-2002 Tax Levy

	Maximum Allowable Under Revenue Cap (Funds 10-38-41		**18-Jul-01**
21	2001-2002 Revenue Cap	$	20,774,119.00
22	Allowable Limited Revenue	$	4,941,452.72
23	Computer Aid Received	$	23,796.00
24	Maximum Allowable Levy after Computer Aid	$	4,917,656.72
25	2001-2002 Fund 10-38-41-80 Levy	**$**	**4,917,610.02**
26	Amount TASD Is Under Maximum Allowable Levy	**$**	**46.70**

18	TOTAL 2001-2002 EXPENDITURE (Fund 10)	$	22,327,874.60
20	TOTAL 2001-2002 REVENUES (Fund 10)	$	17,410,264.58
	Fund 10 Balance Reduction	$	-
25	**2001-2002 Local Property Tax Fund 10**	**$**	**4,917,610.02**
13	TOTAL 2001-2002 EXPENDITURE (Fund 30)	$	1,293,680.00
	Fund 30 Balance Reduction	**$**	-
13	**2001-2002 Local Property Tax Fund 30**	**$**	**1,293,680.00**
27	**2001-2002 Total Local Property Tax (Funds 10 & 30)**	**$**	**6,211,290.02**

	2000-2001 Local Property Tax Fund 10	$	4,884,044.48
	2000-2001 Local Property Tax Fund 30	$	1,147,478.75
28	2000-2001 Total Local Property Tax	$	6,031,523.23

29	**2001-2002 Property Tax Increase**	**$**	**179,766.79**
30	**2001-2002 Property Tax Percent Increase**		**2.98%**

	Equalized Valuation/Mill Rate		
31	2001 Estimated Equalized Valuation	$	777,764,201
	2001 Mill Rate		0.00798608
	2000 Certified Equalized Valuation	$	740,727,810
	2000 Actual Mill Rate		0.0081427
	Difference in Equalized Valuation	$	37,036,391
	% Increase in Equalized Valuation		5.000%

	Tax Impact on Property		
	2001-2002 Projected Taxes on $50,000	$	399.30
	2000-2001 Taxes on $50,000	$	407.13
32	Difference in Taxes	$	(7.83)
33	Percent Difference		**-1.92%**

WISCONSIN DEPARTMENT OF PUBLIC INSTRUCTION

SCHOOL FINANCIAL SERVICES

2000-01 School District Levy Rates

	2000-2001 Total Levy	2000 Tifout Eq Value	2000-2001 Mill Rate	Taxes on $50,000
State Average - All Districts	**2,928,086,246**	**280,085,812,891**	**10.45**	$ 522.50
K-12 Average	**2,739,232,133**	**262,667,694,990**	**10.43**	$ 521.50
2000-2001 School District	**2000-2001 Total Levy**	**2000 Tifout Eq Value**	**2000-2001 Mill Rate**	**Taxes on $50,000**
NORWALK-ONTARIO-WILTON	1,713,924	106,600,490	16.078	$ 804
MAUSTON	5,088,551	369,884,368	13.757	$ 688
CASHTON	1,396,830	106,372,328	13.132	$ 657
NECEDAH AREA	2,801,821	213,553,455	13.120	$ 656
LACROSSE	30,457,026	2,484,121,508	12.261	$ 613
HOLMEN	7,008,149	578,558,840	12.113	$ 606
BANGOR	1,599,536	133,997,094	11.937	$ 597
NEW LISBON	1,926,634	175,621,065	10.970	$ 549
SPARTA AREA	5,253,849	487,498,155	10.777	$ 539
MELROSE-MINDORO	1,611,835	154,984,138	10.400	$ 520
ROYALL	1,281,905	125,739,348	10.195	$ 510
WEST SALEM	3,594,631	354,851,427	10.130	$ 506
ADAMS-FRIENDSHIP AREA	6,917,996	703,344,370	9.836	$ 492
ONALASKA	7,676,949	797,278,705	9.629	$ 481
HILLSBORO	1,154,162	121,157,383	9.526	$ 476
WESTBY AREA	2,200,969	237,521,462	9.266	$ 463
VIROQUA AREA	2,561,108	284,301,382	9.008	$ 450
BARABOO	8,117,790	906,702,787	8.953	$ 448
NEKOOSA	4,845,451	546,572,405	8.865	$ 443
PITTSVILLE	1,708,687	193,509,105	8.830	$ 442
TOMAH AREA	**6,031,523**	**705,680,755**	**8.547**	**$ 427**
WISCONSIN DELLS	9,701,997	1,164,715,679	8.330	$ 416
BLACK RIVER FALLS	3,857,062	467,881,022	8.244	$ 412
GALESVILLE-ETTRICK	2,501,673	304,589,853	8.213	$ 411
PORTAGE COMMUNITY	6,403,061	784,459,531	8.162	$ 408
REEDSBURG	6,385,598	816,779,129	7.818	$ 391
WONEWOC-UNION CENTER	942,830	133,670,000	7.053	$ 353
		Average of List	10.191	$ 510

Tomah's Tax Levy if It Were to Tax at the Average Mill Rate of the Above List	7,191,457	705,680,755	10.191
Difference	1,159,934		
Tomah's Tax Levy if It Were to Tax at the State K-!2 Average	7,360,250	705,680,755	10.43
Difference	1,328,727		

2000-2001 COMPARATIVE COST (Budget Data)	A	B	C	A+B+C	D	A+B+C+D	
PUBLIC SCHOOL DISTRICTS SURROUNDING THE TOMAH AREA SCHOOL DISTRICT	**Current Educational Cost per member**	**Transportation Cost per member**	**Facility Cost per member**	**Total Education Cost per member**	**Food and Community Service per member**	**Total District Cost per member**	**Members**
GALESVILLE-ETTRICK	$ 6,759	$ 418	$ 204	$ 7,381	$ 17	$ 7,398	1,477
NORWALK-ONTARIO-WILTON	$ 6,166	$ 735	$ 606	$ 7,508	$ 8	$ 7,516	661
WONEWOC-UNION CENTER	$ 6,848	$ 558	$ 401	$ 7,807	$ -	$ 7,807	466
TOMAH AREA	$ 6,772	$ 510	$ 589	$ 7,872	$ -	$ 7,872	3,030
REEDSBURG	$ 7,027	$ 374	$ 518	$ 7,919	$ -	$ 7,919	2,428
PITTSVILLE	$ 6,737	$ 521	$ 763	$ 8,022	$ -	$ 8,022	816
NEKOOSA	$ 6,881	$ 511	$ 649	$ 8,041	$ 1	$ 8,042	1,528
HILLSBORO	$ 6,578	$ 505	$ 978	$ 8,061	$ -	$ 8,061	630
BANGOR	$ 6,913	$ 297	$ 927	$ 8,137	$ -	$ 8,137	707
BLACK RIVER FALLS	$ 7,261	$ 363	$ 509	$ 8,134	$ 5	$ 8,139	1,933
MELROSE-MINDORO	$ 6,970	$ 449	$ 738	$ 8,158	$ -	$ 8,158	755
ONALASKA	$ 7,332	$ 213	$ 707	$ 8,253	$ -	$ 8,253	2,801
BARABOO	$ 7,024	$ 340	$ 834	$ 8,198	$ 80	$ 8,278	2,979
WEST SALEM	$ 7,428	$ 369	$ 588	$ 8,385	$ 19	$ 8,404	1,606
HOLMEN	$ 7,185	$ 347	$ 888	$ 8,420	$ -	$ 8,420	3,040
PORTAGE COMMUNITY	$ 7,066	$ 324	$ 1,050	$ 8,440	$ 22	$ 8,462	2,539
SPARTA AREA	$ 6,971	$ 354	$ 1,222	$ 8,547	$ -	$ 8,547	2,800
WESTBY AREA	$ 7,362	$ 450	$ 745	$ 8,556	$ -	$ 8,556	1,225
WISCONSIN DELLS	$ 7,494	$ 323	$ 908	$ 8,725	$ -	$ 8,725	1,732
VIROQUA AREA	$ 7,822	$ 442	$ 490	$ 8,754	$ 8	$ 8,762	1,285
NEW LISBON	$ 7,720	$ 404	$ 892	$ 9,016	$ 29	$ 9,045	728
ADAMS-FRIENDSHIP AREA	$ 7,883	$ 489	$ 685	$ 9,057	$ -	$ 9,057	2,107
MAUSTON	$ 7,527	$ 139	$ 1,506	$ 9,172	$ 7	$ 9,179	1,641
CASHTON	$ 7,598	$ 529	$ 1,062	$ 9,189	$ 9	$ 9,198	576
NECEDAH AREA	$ 7,709	$ 492	$ 1,403	$ 9,605	$ -	$ 9,605	768
LACROSSE	$ 8,733	$ 250	$ 1,108	$ 10,092	$ 59	$ 10,151	7,710
ROYALL	$ 9,025	$ 558	$ 717	$ 10,299	$ -	$ 10,299	739
Average	$ 7,289	$ 417	$ 803	$ 8,509	$ 10	$ 8,519	1,804
Comparison of Tomah to Average of above List	$ (517)	$ 93	$ (214)	$ (637)	$ (10)	$ (647)	1,226

2000-2001 COMPARATIVE COST	A	B	C	A+B+C	D	A+B+C+D	
ALL PUBLIC SCHOOL DISTRICTS WITH ENROLLMENTS BETWEEN 2500 AND 3500	Current Educational Cost per member	Transportation Cost per member	Facility Cost per member	Total Education Cost per member	Food and Community Service per member	Total District Cost per member	Members
DELAVAN-DARIEN	$ 6,589	$ 294	$ 578	$ 7,461	$ -	$ 7,461	2,653
DEPERE	$ 6,502	$ 155	$ 850	$ 7,506	$ 12	$ 7,519	2,826
ELKHORN AREA	$ 6,477	$ 285	$ 781	$ 7,544	$ 10	$ 7,554	2,566
PLYMOUTH	$ 7,018	$ 260	$ 323	$ 7,600	$ 144	$ 7,745	2,563
TOMAH AREA	$ 6,772	$ 510	$ 589	$ 7,872	$ -	$ 7,872	3,030
SHAWANO-GRESHAM	$ 6,863	$ 333	$ 681	$ 7,877	$ 26	$ 7,903	2,922
MILTON	$ 6,931	$ 381	$ 617	$ 7,929	$ 9	$ 7,938	2,902
SLINGER	$ 6,677	$ 316	$ 1,069	$ 8,062	$ -	$ 8,062	2,731
NEW LONDON	$ 6,965	$ 380	$ 762	$ 8,107	$ 2	$ 8,109	2,548
RICE LAKE AREA	$ 7,249	$ 391	$ 578	$ 8,218	$ -	$ 8,218	2,730
RIVER FALLS	$ 6,932	$ 341	$ 895	$ 8,168	$ 61	$ 8,229	2,960
ONALASKA	$ 7,332	$ 213	$ 707	$ 8,253	$ -	$ 8,253	2,801
WAUNAKEE COMMUNITY	$ 7,143	$ 184	$ 899	$ 8,225	$ 35	$ 8,260	2,887
BARABOO	$ 7,024	$ 340	$ 834	$ 8,198	$ 80	$ 8,278	2,979
HORTONVILLE	$ 6,497	$ 504	$ 1,282	$ 8,283	$ 3	$ 8,287	2,585
KIMBERLY AREA	$ 7,114	$ 206	$ 1,071	$ 8,391	$ 12	$ 8,402	2,965
HOLMEN	$ 7,185	$ 347	$ 888	$ 8,420	$ -	$ 8,420	3,040
SOUTH MILWAUKEE	$ 7,460	$ 69	$ 827	$ 8,356	$ 100	$ 8,456	3,277
PORTAGE COMMUNITY	$ 7,066	$ 324	$ 1,050	$ 8,440	$ 22	$ 8,462	2,539
WAUPACA	$ 6,695	$ 406	$ 1,363	$ 8,464	$ -	$ 8,464	2,598
ASHWAUBENON	$ 7,949	$ 208	$ 357	$ 8,515	$ -	$ 8,515	3,238
SPARTA AREA	$ 6,971	$ 354	$ 1,222	$ 8,547	$ -	$ 8,547	2,800
WAUPUN	$ 7,539	$ 311	$ 707	$ 8,557	$ 2	$ 8,559	2,511
CEDARBURG	$ 7,971	$ 271	$ 399	$ 8,641	$ 43	$ 8,684	2,820
SAUK PRAIRIE	$ 7,563	$ 311	$ 719	$ 8,593	$ 111	$ 8,704	2,682
GREENFIELD	$ 7,924	$ 317	$ 496	$ 8,737	$ -	$ 8,737	3,041
BEAVER DAM	$ 7,922	$ 191	$ 663	$ 8,775	$ -	$ 8,775	3,427
PULASKI COMMUNITY	$ 7,178	$ 377	$ 1,171	$ 8,726	$ 56	$ 8,782	3,451
RHINELANDER	$ 7,708	$ 396	$ 710	$ 8,814	$ 3	$ 8,816	3,408
FORT ATKINSON	$ 7,799	$ 243	$ 779	$ 8,821	$ 7	$ 8,828	2,742
MENOMONIE AREA	$ 7,586	$ 416	$ 791	$ 8,793	$ 64	$ 8,857	3,476
MARINETTE	$ 7,880	$ 235	$ 750	$ 8,864	$ -	$ 8,864	2,567
PORT WASH-SAUKVILLE	$ 8,145	$ 279	$ 484	$ 8,908	$ 46	$ 8,955	2,764
MERRILL AREA	$ 7,598	$ 428	$ 942	$ 8,968	$ -	$ 8,968	3,401
MONROE	$ 8,004	$ 221	$ 743	$ 8,968	$ 172	$ 9,140	2,814
OREGON	$ 7,949	$ 342	$ 753	$ 9,045	$ 101	$ 9,145	3,482
ANTIGO	$ 8,489	$ 608	$ 241	$ 9,337	$ 2	$ 9,340	3,037
CUDAHY	$ 8,685	$ 93	$ 520	$ 9,299	$ 43	$ 9,342	2,782
DEFOREST AREA	$ 8,216	$ 270	$ 965	$ 9,451	$ 14	$ 9,465	2,990
MONONA GROVE	$ 8,654	$ 325	$ 1,227	$ 10,206	$ 4	$ 10,210	2,595
AVERAGE	$ 7,406	$ 311	$ 782	$ 8,498	$ 30	$ 8,528	2,903

TEACH Overview

Governor Thompson proposed the TEACH Wisconsin Initiative in January 1997 during his state-of-the-state address. The proposal, contained in the state's 1997-99 biennial budget, was signed into law on October 11, 1997. TEACH provides support for educational technology and telecommunications access for eligible organizations. The program is designed to:

- Accelerate the use of technology by K-12 schools, libraries, colleges, universities and technical colleges;
- Break down the barriers of distance and time to allow students to learn at any time and in any place, and;
- Advance education into the 21st century.

The following two components of TEACH are beneficial to the school district and are being actively addressed:

EDUCATIONAL TELECOMMUNICATIONS ACCESS

Public school districts, public library boards, private schools, private colleges, tribal colleges and technical college districts are eligible for this program. It will provide a minimum level of telecommunications access for a maximum price of $100 per month (for a T-1 line) or $250 per month (for other types of data lines and video links). Over the past two years, TEACH has distributed over $12 million in moneys from the state's universal service fund through this program.

EDUCATIONAL TECHNOLOGY BLOCK GRANTS

The program will provide public school districts $62 million over two years ($27 million in 1997 and $35 million in 1998-99) for educational technology. The funding is distributed through two formulas and requires no application or competition. To apply, school boards must approve a resolution requesting block grant funds.

FUNDING

In the 2000-2001 school year the district did receive $141,072.00 in block grants. This funding was used to purchase classroom computers. A total of $182,131.62 remains to be expended in the 2001-2002 school year.

Along with the block grants the district will be able to take advantage of a discounted Internet access line (T1).

RESOLUTION TO REQUEST
EDUCATIONAL TECHNOLOGY BLOCK GRANT
FROM THE
TEACH WISCONSIN BOARD

WHEREAS, 1997 Wisconsin Act 27 created the Technology for Educational Achievement in Wisconsin Board (TEACH Board) under section 15.105(25), of the Wisconsin Statutes; and

WHEREAS, section 44.71(2), of the Wisconsin Statutes directs the TEACH Board, in cooperation with school districts, cooperative educational service agencies, the technical college system board, the UW Board of Regents and the Department of Administration, to promote the efficient, cost-effective procurement, installation and maintenance of educational technology by school districts, CESAs, technical college districts and the UW System; and

WHEREAS, section 44.72(2), of the Wisconsin Statutes provides that the TEACH Board distribute Educational Technology Block Grant moneys appropriated by the Wisconsin Legislature annually to eligible school districts; and

WHEREAS, section 44.72(2)(c), of the Wisconsin Statutes provides that a school district is eligible for an Educational Technology Block Grant in 2001-2002 only if the annual meeting in a common school district, or the school board in a unified school district or in a school district operating under Chapter 119 of the Wisconsin Statutes, adopts a resolution requesting the grant; and

WHEREAS, the Tomah Area School District desires to be eligible to receive an Educational Technology Block Grant, under s. 44.72(2) of the Wisconsin Statutes, which shall not be used to replace available funding from any other source for the purposes stated herein.

NOW, THEREFORE, BE IT RESOLVED that the Tomah Area School District hereby requests an Educational Technology Block Grant under s. 44.72(2), of the Wisconsin Statutes.

BE IT FURTHER RESOLVED that all Educational Technology Block Grant funds received from the TEACH Board shall be used for any purpose related to educational technology, except that the monies shall not be used to pay the salary or benefits of any School District employee.

Adopted and recorded this ____ day of August, 2001.

Tomah Area School District

By: _____
Gene E. Baumgarten
Board President

And:_____
Gary R. Grovesteen
District Clerk

BUDGETED COSTS PER PUPIL

9/15/2000 Enrollment	
LaGrange	281
Miller	304
Lemonweir	283
Camp Douglas	67
Oakdale	44
Wyeville	110
Warrens	169
Elementary	1,258
Middle School	706
High School	1,135
Total	3,099

Elementary Budget Area	2000-2001 Budgeted Amount	2000-2001 Cost/Pupil
Elementary - Fund 10	$ 5,318,888.28	$ 4,228.05
Elementary - Fund 27	$ 942,215.24	$ 748.98
District Reading	$ 65,175.86	$ 51.81
Gifted & Talented (50%)	$ 58,976.62	$ 46.88
	$ 6,385,256.00	$ 5,075.72

Middle School Budget Area	2000-2001 Budgeted Amount	2000-2001 Cost/Pupil
Middle School - Fund 10	$ 3,266,795.00	$ 4,627.19
Middle School - Fund 27	$ 414,606.90	$ 587.26
Alternative School (50%)	$ 192,594.61	$ 272.80
Gifted & Talented (25%)	$ 29,488.31	$ 41.77
	$ 3,903,484.81	$ 5,529.02

High School Budget Area	2000-2001 Budgeted Amount	2000-2001 Cost/Pupil
High School - Fund 10	$ 4,392,660.20	$ 3,870.19
High School - Fund 27	$ 408,698.85	$ 360.09
Alternative School (50%)	$ 192,594.61	$ 169.69
Gifted & Talented (25%)	$ 29,488.31	$ 25.98
Curriculum (LEVC portion)	$ 60,328.99	$ 53.15
	$ 5,083,770.95	$ 4,479.09

The cost per pupil figures were determined by the budget areas indicated and the student enrollment figures taken on September 15, 2000. Transportation, administration, health, operation, maintenance, construction, psychology, special education, curriculum (excluding the LVEC portion), technology, and debt service costs were not included in determining the cost per pupil.

TOMAH'S 6 YEAR STAFFING HISTORY

TIME	1996-97 ADDITIONAL POSITIONS	BUILDING	STEP	LANE	SALARY & FRINGE
3/7	Phy. Ed. Teacher (Reorganization of 6th Grade to M. S.)	Elementary	3	BA+0	$ 15,105
3/7	Art Teacher (Reorganization of 6th Grade to Middle School)	Elementary			$ -
3/7	Band/Music Teacher (Reorganization of 6th Grade to M. S.)	Elementary			$ -
2	Steering Committee Members	Elementary			$ 991
1 1/2	Aide Time	Elementary			$ 29,501
6/7	Computer Teacher	Middle School	3	BA+0	$ 30,209
6/7	Health Teacher	Middle School	3	BA+0	$ 30,209
2	Team Leaders	Middle School			$ 2,167
1/2	Teacher Aide Time	Middle School			$ 10,649
1/10	Music Teacher	Elementary	14	MA+6	$ 5,168
1	First Grade Teacher (Lemonweir)	Elementary	3	BA+0	$ 35,244
1	Fifth Grade Teacher (Oakdale)	Elementary	3	BA+0	$ 35,244
1	Art Teacher	Elementary	3	BA+0	$ 35,244
1	Music Teacher	Elementary	3	BA+0	$ 35,244
4/7	Phy. Ed. Teacher	Elementary	3	BA+0	$ 20,140
1/4	Present School Nurse to 3/4 Time	District	21	BA+4	$ 10,751
1/2	Additional Half Time School Nurse	District	3	BA+0	$ 17,622
1	School Social Worker	District	3	BA+0	$ 35,244
3/4	Middle School Custodian	Middle School	NA	NA	$ 26,419
1/2	Middle School Secretary	Middle School	NA	NA	$ 12,204
1/2	Alternative Teacher	Alternative	3	MA+6	$ 19,639
1/2	Half Time Kindergarten Teacher to Full-Time	Elementary			$ 19,528
	Assistant Boys' Golf Coach	High School			$ 873
	Assistant Varsity Track Coach	High School			$ 1,290
	Assistant 9th Grade Girls' Volleyball Coach	High School			$ 1,373
	Late Bus Run (One month pilot)	District			$ 232
	Computer Lab Aide	Middle School			$ 14,488
2	Additional Bus Drivers	District	NA	NA	$ 22,301
1/2	LaGrange Custodian	LaGrange	NA	NA	$ 14,569
1	Custodial Supervisor	District	NA	NA	$ 41,161
				Total	$ 522,808

TIME	1997-98 ADDITIONAL POSITIONS	BUILDING	STEP	LANE	SALARY & FRINGE
4/7	Athletic Director to Full Time-Additional 4/7	High School	11	BA+18	$ 26,674
1/2	Elementary Art	Elementary	3	BA+0	$ 18,281
1/2	Elementary Music	Elementary	3	BA+0	$ 18,281
3/7	Alternative Education Teacher-Grades 9 & 10-3/7 Time	High School	3	BA+0	$ 15,671
2/5	Elem Guidance	Elementary	4	MA+6	$ 15,754
1/2	LD-Oakdale, Camp, Wyeville	Elementary	3	BA+0	$ 18,281
15%	Nurse to Full Time-District Funds	District	22	BA+4	$ 6,688
10%	Nurse to Full Time-Grant Funds	District	22	BA+4	$ 4,459
-10%	2nd Nurse Position Reduced Time	District	2	BA+0	$ (2,366)
1	Elementary Reading/Math Teacher	Elementary	3	BA+0	$ 36,561
1	Elementary Reading/Math Teacher	Elementary	3	BA+0	$ 36,561
1	Elementary Reading/Math Teacher (Existing Teacher)	Elementary			$ -
60%	Native American Teacher-District Funds (Impact Aid)	District	3	BA+0	$ 21,258
40%	Native American Teacher-Grant Funds	District	3	BA+0	$ 12,772
	10 Mentors @ $250.00 per year	District	N/A	N/A	$ 3,009
	Mentor Training Costs-Purchased Service-Non Salary	District			$ 1,000
	Assistant Show Choir Advisor	High School	N/A	N/A	$ 814
	Assistant Football Coaches	High School	N/A	N/A	$ 312
	Assistant Football Coaches	High School	N/A	N/A	$ 312
	Assistant Football Coaches	High School	N/A	N/A	$ 312
	Assistant Football Coaches	High School	N/A	N/A	$ 312

	Renaissance Fair Advisors	High School	N/A	N/A	$ 312
	Renaissance Fair Advisors	High School	N/A	N/A	$ 312
	Alternative S.Hall Monitor-MS (Replaces Computer Lab Aide)	Middle School	N/A	N/A	$ 1,971
	Elementary Attendance Aides-1/2 hr/day each School	Elementary	N/A	N/A	$ 6,121
	LaGrange, Lemonweir, Miller, Warrens, Wyeville				$ -
7 hrs/day	Aide-Special Ed - MS	Middle School	N/A	N/A	$ 18,978
2.75 hrs/day	Custodial Additional Time	Middle School	N/A	N/A	$ 7,843
					$ 270,485

TIME	1998-99 ADDITIONAL POSITIONS	BUILDING	STEP	LANE	SALARY & FRINGE
1	Elementary Remedial Reading Teacher	Elementary	3	MA+0	$ 40,934
1	Elementary Remedial Reading Teacher	Elementary	3	MA+0	$ 40,934
1	Elementary Remedial Reading Teacher	Elementary	3	MA+0	$ 40,934
1	Title 1 Teacher (Pick up cost of 1 Teacher)	Elementary	3	MA+0	$ 40,934
25%	LaGrange Librarian to Full Time	LaGrange	3	BA+0	$ 9,215
50%	High School At Risk Teacher	High School	3	BA+0	$ 18,429
	Assistant Forensics Coach	High School			$ 794
	Curriculum Pay for Additional Hours	District			$ 11,995
	Maintenance Supervision Reorganization	District			$ 3,599
	Transportation Supervisor	District			$ 44,579
					$ 252,346

TIME	1999-2000 ADDITIONAL POSITIONS	BUILDING	STEP	LANE	SALARY & FRINGE
1.000	M.S Reading Teacher	Middle School	3	BA 0	$ 36,407
0.71%	M.S Reading Teacher	Middle School	3	BA 0	$ 26,000
7	High School Computer Lab Aide	High School	145	10.31	$ 15,622
2.75	Middle School CDS Aide	Middle School	144	10.53	$ 8,122
	Substitute Teachers	District			$ 25,022
	ESL Tutor	District			$ 5,383
	Student Council Advisor - Wyeville	Elementary			$ 322
	Student Council Advisor - Warrens	Elementary			$ 322
					$ 117,199

TIME	2000-2001 ADDITIONAL POSITIONS	BUILDING	STEP	LANE	SALARY & FRINGE
1.000	M.S. Art Teacher (Transitional Reorganization)	Middle School	E	BA 12	$ -
1.000	M.S. Reading Teacher (Transitional Reorganization)	Middle School	E	BA 12	$ -
1.000	M.S/H.S. Foreign Language Teacher	Middle School	E	BA 12	$ 43,422
					$ 43,422

TIME	2001-2002 ADDITIONAL POSITIONS	BUILDING	STEP	LANE	SALARY & FRINGE
1.000	3rd Grade Teacher - (Fed. Class Size Reduction Act Grant)	Oakdale	D	BA0	$ -
1.000	1st Grade Teacher - (Fed. Class Size Reduction Act Grant)	Warrens	F	BA6	$ -
0.500	Multi-Age - (Fed. Class Size Reduction Act Grant)	Lemonweir	J	MA0	$ -
1.000	Reg. Ed. Teacher (Transitional Reorganization)	R Kupper LC	L	MA12	$ -
1.000	EEN Teacher (Transitional Reorganization)	R Kupper LC	Q	BA30	$ -
					$ -

1996-97	$ 522,808
1997-98	$ 270,485
1998-99	$ 252,346
1999-00	$ 117,199
2000-01	$ 43,422
2001-02	$ -
	$ 1,206,260

POWERS OF THE ANNUAL MEETING

(c) A special meeting has the powers of the annual meeting. No more than two special meetings may be held between annual meetings to consider or act upon the same subject, except that in counties having a population of 500,000 or more no more than four such meetings may be held. No tax may be voted at a special meeting, unless notice thereof is included in the notice under par. (b). The amount of tax proposed to be voted shall be set forth in the notice. The special meeting may vote a tax of a lesser amount than stated in the notice, but not a greater amount.

(3) CHALLENGE. If a person attempting to vote at an annual or special meeting is challenged, the chairperson of the meeting shall state to the person challenged the qualifications necessary to vote at the meeting. If such person declares that he or she is eligible to vote and if such challenge is not withdrawn, the chairperson shall administer the following oath or affirmation to him or her: "You do solemnly swear (or affirm) that you are an actual resident of this school district and that you are qualified, according to law, to vote at this meeting." A person taking such oath or affirmation shall be permitted to vote, but if that person refuses to take such oath or affirmation that person may not vote.

41

120.09 Consideration of special subject. If in a common or union high school district at least 60 days prior to the annual meeting a petition is filed with the school district clerk signed by 100 electors requesting that the annual meeting consider a special subject or item of business which is a proper subject or item for consideration at the annual meeting, the school district clerk shall incorporate a statement of the subject or item in the notice of the annual meeting. The school district clerk shall prepare the proper ballot to permit voting on the subject or item at the annual meeting. If the petition includes a subject beyond the power of the annual meeting, the school district clerk shall reject that part of the petition which contains such subject and notify the proper person within 20 days of the school district clerk's receipt of the petition. The petition shall designate a person or a representative of an organization to be notified in case of its rejection.

120.10 Powers of annual meeting. The annual meeting of a common or union high school district may:

(1) CHAIRPERSON AND CLERK. Elect a chairperson and, in the absence of the school district clerk, elect a person to act as the clerk of the meeting.

(2) ADJOURNMENT. Adjourn from time to time.

(3) SALARIES OF SCHOOL BOARD MEMBERS. Vote annual salaries for school board members or an amount for each school board meeting the member actually attends.

(4) REIMBURSEMENT OF SCHOOL BOARD MEMBERS. Authorize the payment of actual and necessary expenses of a school board member when traveling in the performance of duties and the reimbursement of a school board member for actual loss of earnings when duties require the school board member to be absent from regular employment.

(5) BUILDING SITES. Designate sites for school district buildings and provide for the erection of suitable buildings or for the lease of suitable buildings for a period not exceeding 20 years with annual rentals as fixed by the lease.

(5m) REAL ESTATE. Authorize the school board to acquire, by purchase or condemnation under ch. 32, real estate and structures and facilities appurtenant to such real estate necessary for school district purposes.

(6) TAX FOR SITES, BUILDINGS AND MAINTENANCE. Vote a tax to purchase or lease suitable sites for school buildings, to build, rent, lease or purchase and furnish, equip and maintain school district buildings. The tax may be spread over as many years as are required to pay any obligations approved or authorized at the annual meeting including rental payments due in future years under an authorized lease.

(7) TAX FOR TRANSPORTATION VEHICLES. Vote a tax to purchase, operate and maintain transportation vehicles and to purchase liability insurance for such vehicles, and to finance contracts for the use and services of such vehicles.

(8) TAX FOR OPERATION. Vote a tax for the operation of the schools of the school district.

(9) TAX FOR DEBTS. Vote a tax necessary to discharge any debts or liabilities of the school district.

(10) SCHOOL DEBT SERVICE FUND. Vote a tax to create a fund for the purpose of paying all current bonded indebtedness for capital expenditures. All money raised through taxation or otherwise collected pursuant to this subsection shall be deposited by the school district treasurer in a segregated fund. Such money shall not be used for any other purpose, except as provided by s. 67.11(1), or be transferred to any other fund except by authorization by a two-thirds majority vote of the total number of electors of the school district.

(10m) SCHOOL CAPITAL EXPANSION FUND. Vote a tax to create a fund for the purpose of financing all current and future capital expenditures related to buildings and sites. All money raised through taxation or otherwise collected pursuant to this subsection shall be deposited by the school district treasurer in a segregated fund. Such money shall not be used for any other purpose or be transferred to any other fund except by authorization by a majority vote of the electors present at a subsequent annual meeting and only if notice that the issue would be on the agenda was included in the notice of the subsequent annual meeting under s. 120.08(1)(c).

42

(11) TAX FOR RECREATION AUTHORITY. Vote a tax for the purposes specified in s. 66.527.

(12) SALE OF PROPERTY. Authorize the sale of any property belonging to and not needed by the school district. If a school site or other lands are to be abandoned which were acquired or are held upon condition that they revert to the prior owner when no longer used for school purposes, the school board shall sell any school buildings thereon or move them to another site within 8 months after the school buildings cease to be used for school purposes or the site ceases to be maintained as a school district playground or park.

(14) LEGAL PROCEEDINGS. Direct and provide for the prosecution or defense of any action or proceedings in which the school district is interested.

(15) TEXTBOOKS. Authorize the school board to furnish textbooks under conditions prescribed by the annual meeting or by the school board. The authorization shall continue in effect until revoked by a subsequent annual meeting.

(16) SCHOOL LUNCHES. Direct the school board to furnish school lunches to the pupils of the school district and appropriate funds for that purpose.

(19) CONSOLIDATION OF HIGH SCHOOLS. In a union high school district, vote to consolidate schools or to discontinue a school where more than one high school is operated by the school district.

120.11 School board meetings and reports. ... (3) Before the annual meeting, the school board shall meet to examine the accounts of the school district treasurer and to prepare a full, itemized written report which shall be presented and read at the annual meeting. The report shall state all receipts and expenditures of the school district since the last annual meeting, the current cash balance of the school district, the amount of the deficit and the bills payable of the school district, the amount necessary to be raised by taxation for the support of the schools of the school district for the ensuing year and the amount required to pay the interest and principal of any debt due during the ensuing year. The report also shall include the budget summary required under s.65.90. The school district clerk shall copy the report, with the action taken thereon, and all other proceedings of the annual meeting in full in the school district record book. ...

120.12 School board duties. The school board of a common or union high school district shall: ...

(3) TAX FOR OPERATION AND MAINTENANCE. (a) On or before November 1, determine the amount necessary to be raised to operate and maintain the schools of the school district and public library facilities operated by the school district under s.43.52, if the annual meeting has not voted a tax sufficient for such purposes for the school year. On or before November 6, the school district clerk shall certify the appropriate amount so determined to each appropriate municipal clerk who shall assess the amount certified and enter it on the tax rolls as other school district taxes are assessed and entered.

(b) If a tax sufficient to operate and maintain the schools of a school district for the ensuing school year has not been determined, certified and levied prior to the effective date of school district reorganization under ch. 117 affecting any territory of the school district, the school board of the affected school district shall determine, on or before November 1 following the effective date of the reorganization, the amount of deficiency in operation and maintenance funds on the effective date of the reorganization which should have been paid by the property in the affected school district if the tax had been determined, certified and assessed prior to the effective date of the reorganization. On or before November 6, the

school district clerk shall certify the appropriate amount to each appropriate municipal clerk who shall assess, enter and collect the amount as a special tax on the property. This paragraph does not affect the apportionment of assets and liabilities under s. 66.03.

(c) If on or before November 1 the school board determines that the annual meeting has voted a tax greater than that needed to operate the schools of the school district for the school year, the school board may lower the tax voted by the annual meeting. On or before November 6, the school district clerk shall certify the appropriate amount so determined to each appropriate municipal clerk who shall assess the amount certified to him or her and enter it on the tax rolls in lieu of the amount previously reported.

(d) If on or before November 1 the school board determines that the annual meeting has voted a tax that would violate the limit under subch. VII of ch. 121, the school board shall lower the tax to bring it into compliance with that limit.

(4) TAX FOR DEBT RETIREMENT. On or before November 1, determine the amount necessary to meet any irrepealable tax obligations or other financial commitments of the school district not otherwise provided for. The school district clerk shall certify the amount apportioned to each appropriate municipal clerk who shall include the amount certified and enter it on the tax rolls as other school district taxes are assessed and entered. ...

120.13 School board powers. The school board of a common or union high school district may do all things reasonable to promote the cause of education, including establishing, providing and improving school district programs, functions and activities for the benefit of pupils, and including all of the following: ...

(2) INSURANCE. (a) Provide for accident insurance covering pupils in the school district. Such insurance shall not be paid from school district funds unless the expenditure is authorized by an annual meeting. ...

(20) OPTIONS TO PURCHASE REAL PROPERTY. Solicit and obtain one or more options to purchase real property and, upon approval of the annual or special meeting, exercise such option. ...

(25) LEASE SCHOOL PROPERTY. In addition to any other authority, lease school sites, buildings and equipment not needed for school purposes to

any person for any lawful use at a reasonable rental for a term not exceeding 15 years if approved at an annual or special school district meeting. ...

(33) SPENDING AUTHORITY. During the period between July 1 and the final adoption of a budget by the school board after the budget hearing under s.65.90, spend money as needed to meet the immediate expenses of operating and maintaining the public instruction in the school district. ...

120.14 Audit of school district accounts. In a common or union high school district:

(1) At the close of each fiscal year, the school board of each school district shall employ a licensed accountant to audit the school district accounts and certify the audit. The audit shall include information concerning the school district's self-insurance plan under s. 120.13(2)(b), as specified by the commissioner of insurance. If required by the state superintendent under s. 115.28(18), the audit shall include an audit of the number of pupils reported for membership purposes under s. 121.004(5). The cost of the audit shall be paid from school district funds. Annually by September 15, the school district clerk shall file a financial audit statement with the state superintendent.

(3) The annual meeting may authorize and direct an audit of the school district accounts by a licensed accountant.

(4) The department shall establish by rule a standard contract and minimum standards for audits performed under this section.

120.15 School district president; duties. The school district president of a common or union high school district shall: ...

(3) Prosecute, when authorized by an annual meeting or the school board, actions brought by the school district. ...

120.16 School district treasurer; duties. The school district treasurer of a common or union high school district shall: ...

(4) Present to the annual meeting a written statement of all money received and disbursed by the treasurer during the preceding year. ...

120.17 School district clerk; duties. The school district clerk of a common or union high school district shall: ...