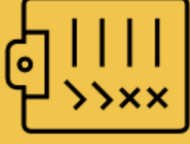


BEAVERTON SCHOOL DISTRICT

BOND 2022

Financial Report: June 2025

Overview



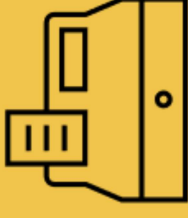
111
Projects
Underway



\$794,838,544
Current Budget



\$560,738,497
Current
Commitments



\$312,996,560
Actuals Paid



\$234,100,047
Uncommitted Budget

Executive Summary

Budget Perspective

- Interest earnings in the amount of \$2.75M.
- \$1M was transferred from contingency to the 11.043 Paving Improvements project.
- Salary expenses for 2024-25 are reflected in this months' report.

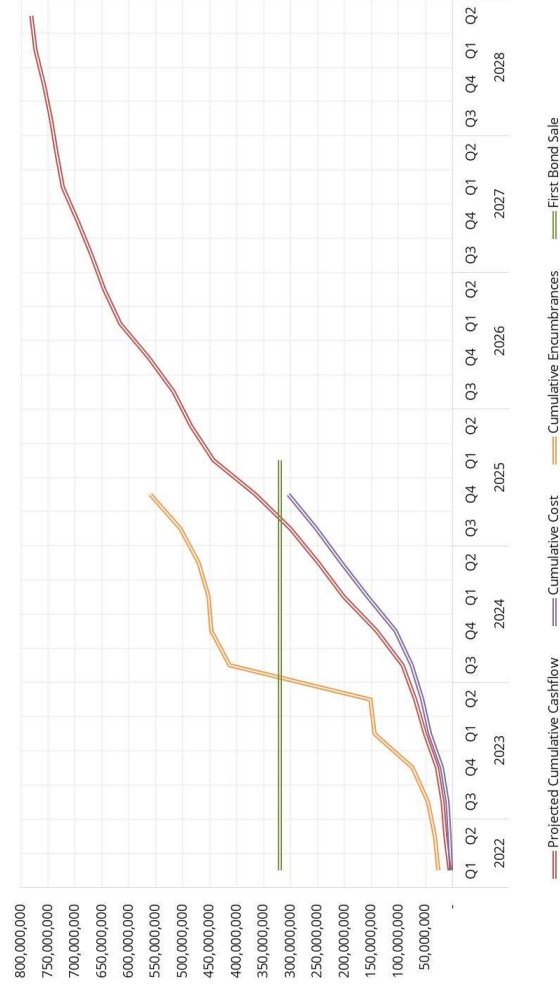
Schedule Perspective

- We are closely monitoring the progress of summer projects.

Challenges and Opportunities

- Tracking new tariffs on steel and aluminum which could impact projects in the planning stage.
- This month, we submitted applications for the PGE Renewable Development Fund for Beaverton HS, Raleigh Hills ES, and Stoller MS.

2022 BOND CASH FLOW



Overall Financial Summary

Financial Statement

Revenue	
Bond Proceeds	\$723,000,000 *Bond sale amount
OSCIM Grant	\$8,000,000 *Included in Original Budget for Raleigh Hills
Raleigh Hills funding from 2014 Bond	\$11,821,753 *Included in Original Budget for Raleigh Hills
2022 Bond Sale Premium	\$16,637,675
2025 Bond Sale Premium	\$8,756,126
Interest on Investments	\$25,920,905 *Interest earned April - June 2025 - \$2,746,350.52
Energy Trust of Oregon Reimbursements	\$207,534
SB1149 Reimbursements	\$494,551 \$318,420 for Capital Center HVAC Upgrades
Total Revenue	\$794,838,544
Expenditures to Date	
Bond Issuance Costs	\$1,910,446
Salaries & Overhead Expenses	\$22,390,201
Building Improvements	\$258,828,303
Equipment Purchases	\$29,867,610
Total Expenditures	\$312,996,560
Bond Cash Balance	\$481,841,984

2022 Bond Financial Report June 2025

Key: Change was made to budget.
Project is complete.
Correction to previous report.
Will no longer show on this report

Project Name	Original Project Budget	Contingency Transfers	Other Budget Transfers	Current Budget (C+D+E)	Committed to Date	Paid to Date	Current Percent Paid (H/F)	Uncommitted Budget
01 Beaverton HS Replacement	253,000,000	0	630,000	253,630,000	244,079,035	117,109,792	46.17%	9,550,965
01 Beaverton HS Rebuild	253,000,000		630,000	253,630,000	244,079,035	117,109,792		9,550,965
02 Raleigh Hills Replacement	66,821,753	0	94,906	68,027,022	66,352,406	39,167,855		1,674,617
02.001 Raleigh Hills Replacement	66,821,753		94,906	66,916,659	65,298,226	38,127,276	56.98%	1,618,433
02.002 Raleigh Hills Temporary Relocation	0	1,098,371	11,992	1,110,363	1,054,179	1,040,579	93.72%	56,184
03 Allen Transportation Replacement	11,000,000	2,900,000	0	13,900,000	1,970,910	512,041		11,929,090
03 Allen Transportation Replacement	11,000,000	2,900,000		13,900,000	1,970,910	512,041	3.68%	11,929,090
04 Physical Education & Athletics	17,500,000	10,700,000		28,200,000	12,698,610	5,620,320		15,501,390
04.001 PhysEd/Athletics: Barnes Gym & Cafeteria	7,500,000			7,500,000	221,833	26,558	0.35%	7,278,167
04.002 Southridge HS SB/BB Artificial Turf	2,000,000	1,700,000	1,500,000	5,200,000	5,195,571	5,188,654	99.78%	4,429
04.003 Aloha HS SB/BB Artificial Turf	2,000,000	7,000,000		9,000,000	7,281,206	405,109	4.50%	1,718,794
04.004 Westview HS SB/BB Artificial Turf	2,000,000	2,000,000		4,000,000			0.00%	4,000,000
04.005 Beaverton HS SB/BB Artificial Turf	2,500,000			2,500,000			0.00%	2,500,000
05 Additional Classrooms	17,500,000	675,000	1,634,575	19,809,575	18,160,754	13,702,128		1,648,821
05.001 Sato Classroom Addition	3,000,000		-135,196	2,864,804	2,862,604	2,862,604	99.92%	2,200
05.002 Oak Hills Classroom Addition	2,500,000	675,000	1,558,717	4,733,717	4,396,037	1,341,250	28.33%	337,680
05.003 Stoller Gym & Added Classrooms	12,000,000		211,054	12,211,054	10,902,112	9,498,274	77.78%	1,308,942
06 Office Relocations	10,000,000	1,435,000	1,120,448	12,555,448	12,071,244	10,581,951		484,205
06.001 Aloha HS Office Relocation	6,000,000	985,000	-32,564	6,952,436	6,952,659	6,952,659	100.00%	-223
06.002 Westview HS Office Relocation	2,500,000	200,000	862,082	3,562,082	3,487,040	3,352,099	94.11%	75,042
06.003 Cooper Mtn. Office Relocation	1,500,000	250,000	290,930	2,040,930	1,631,545	277,193	13.58%	409,385
07 Athletic Facilities	6,000,000	622,406	965,367	7,587,773	3,522,266	3,433,064		4,065,507
07.001 Athletic Facilities: WHS Bathroom and Concessions	2,000,000	622,406	965,367	3,587,773	3,522,266	3,433,064	95.69%	65,507
07.002 Athletic Facilities: AHS	2,000,000			2,000,000			0.00%	2,000,000
07.003 Athletic Facilities: SRHS	2,000,000			2,000,000			0.00%	2,000,000
08 Outdoor Learning	5,000,000	2,000,000	-2,000,000	5,000,000	1,090,459	920,320		3,909,541
08.001 Outdoor Learning: Springfield	1,000,000		-134,625	865,375	865,375	865,375	100.00%	0
08.002 Outdoor Learning: Aloha Huber	2,000,000			2,000,000			0.00%	2,000,000
08.003 Outdoor Learning: Oak Hills	1,000,000		-1,000,000	0			0.00%	0
08.004 Outdoor Learning: McKinley	1,000,000		-1,000,000	0			0.00%	0
08.005 Outdoor Learning: Capital Center Unallocated	0	2,000,000		2,000,000	225,084	54,945	0.00%	1,774,916
			134,625	134,625				134,625
09 Seismic Upgrades	40,000,000	295,030	40,472,402	80,767,433	58,353,132	26,350,822		22,414,301
09.001 Five Oaks Seismic	6,600,000	295,030	6,429,970	13,325,000	13,280,197	12,886,731	96.71%	44,803
09.002 Mtn. View Seismic	6,600,000		14,942,433	21,542,433	21,036,107	11,417,777	53.00%	506,326
09.003 Meadow Park Seismic	6,600,000		19,100,000	25,700,000	22,985,254	1,826,559	7.11%	2,714,746
09.004 Cedar Park Seismic	6,600,000			6,600,000	922,317	90,499	1.37%	5,677,683
09.005 Whitford Seismic	6,600,000			6,600,000			0.00%	6,600,000
09.006 Highland Park Seismic	6,600,000			6,600,000			0.00%	6,600,000
09.007 Seismic Planning	400,000			400,000	129,256	129,256	32.31%	270,744
10 School Modernization	24,000,000	250,000	-1,788,820	22,461,180	12,308,097	8,657,278		10,153,083
10.001 Aloha HS Modernization	1,935,022		-69,326	1,865,696	1,549,395	889,906	47.70%	316,301
10.002 Aloha Huber Park Modernization	259,451		-10,323	249,128			0.00%	249,128
10.003 Barnes Modernization	584,050		26,574	610,624	378,445	335,950	55.02%	232,179
10.004 Beaver Acres Modernization	529,569		894	530,463	520,299	388,045	73.15%	10,164
10.005 Bethany Modernization	292,596		67,623	360,219			0.00%	360,219
10.006 Bonny Slope Modernization	162,300		-6,328	155,972			0.00%	155,972
10.007 BASE Modernization	610,338		-23,920	586,418			0.00%	586,418
10.008 Cedar Mill Modernization	285,739		-213,795	71,944	71,944	68,667	95.45%	0
10.009 Cedar Park Modernization	469,373		-26,049	443,324			0.00%	443,324
10.010 Chehalam Modernization	425,179		-15,233	409,946			0.00%	409,946
10.011 Conestoga Modernization	201,922		-17,110	184,812			0.00%	184,812

2022 Bond Financial Report June 2025

Project Name	Original Project Budget	Contingency Transfers	Other Budget Transfers	Current Budget (C+D+E)	Committed to Date	Paid to Date	Current Percent Paid (H/F)	Uncommitted Budget
10.012 Cooper Mountain Modernization	301,740		-301,740	0			0.00%	0
10.013 Elmonica Modernization	530,331		83,051	613,382	548,214	105,045	17.13%	65,168
10.014 Errol Hassel Modernization	322,885		-11,568	311,317			0.00%	311,317
10.015 Findley Modernization	245,862		-8,808	237,054			0.00%	237,054
10.016 Fir Grove Modernization	409,178		46,168	455,346	163,788	65,891	14.47%	291,558
10.017 Five Oaks Modernization	278,119		-10,477	267,642			0.00%	267,642
10.018 FLEX/CTP Modernization	271,261		-49,140	222,121	26,115	26,115	11.76%	196,006
10.019 Greenway Modernization	334,886		-34,784	300,102	300,102	276,858	92.25%	0
10.020 Highland Park Modernization	473,183		25,044	498,227	233,779	79,489	15.95%	264,448
10.021 Hiteon Modernization	375,651		-13,458	362,193			0.00%	362,193
10.022 ISB Modernization	630,149		-53,405	576,744	460,276	371,355	64.39%	116,468
10.023 Jacob Wismer Modernization	298,692		-10,701	287,991			0.00%	287,991
10.024 Kinnaman Modernization	384,795		-13,786	371,009			0.00%	371,009
10.025 McKay Modernization	297,168		-67,268	229,900	229,900	206,637	89.88%	0
10.026 McKinley Modernization	713,204		973,935	1,687,139	577,884	73,611	4.36%	1,109,255
10.027 Meadow Park Modernization	659,104		-215,614	443,490	31,986	31,986	7.21%	411,504
10.028 Merlo Station Modernization	62,482		-21,362	41,120	40,768	40,768	99.14%	352
10.029 Montclair Modernization	222,495	50,000	176,932	449,427	449,427	436,453	97.11%	0
10.030 Mountain View Modernization	984,084		-981,757	2,327	2,327	2,327	100.00%	0
10.031 Nancy Ryles Modernization	251,958		-9,027	242,931			0.00%	242,931
10.032 Oak Hills Modernization	579,478		-579,478	0			0.00%	0
10.033 Raleigh Park Modernization	366,888		-16,566	350,322	135,135	128,760	36.75%	215,187
10.034 Ridgewood Modernization	282,691		-71,055	211,636	161,358	161,358	76.24%	50,278
10.035 Rock Creek	316,217		-12,356	303,861			0.00%	303,861
10.036 Scholls Heights	322,059		-11,538	310,521			0.00%	310,521
10.037 Sexton Mountain	230,623		-8,263	222,360			0.00%	222,360
10.038 Southridge	550,523		-21,947	528,576	222,359	222,359	42.07%	306,216
10.039 Springville	179,571		-6,434	173,137			0.00%	173,137
10.040 Stoller	233,417		-232,710	707			0.00%	707
10.041 Sunset Modernization	1,459,934		-53,333	1,406,601	1,042,193	338,090	24.04%	364,409
10.042 Terra Linda	264,784		-9,486	255,298	2,827	1,227	0.48%	252,472
10.043 West TV Modernization	236,211		-17,235	218,976	75,932	74,907	34.21%	143,044
10.044 Westview Modernization	1,208,484		-761,644	446,840	375,252	374,452	83.80%	71,588
10.045 Whitford Modernization	866,359		120,392	986,751	921,508	344,091	34.87%	65,243
10.046 Modernization Tech/AV	2,999,995		614,612	3,614,607	3,464,607	3,464,607	95.85%	150,000
10.047 Modernization Planning	100,000		-17,000	83,000	82,890	82,284	99.14%	110
10.048 Terra Nova OS Modernization	0	200,000	79,979	279,979	239,387	66,039	23.59%	40,592
11 Deferred Maintenance	120,000,000	1,000,000	-40,020,264	80,979,736	59,921,753	25,904,517		21,057,983
11.002 SRHS HVAC Upgrades	4,000,000		-3,050,492	949,508	785,474	675,903	71.18%	164,034
11.003 Sunset HS Track	2,000,000		317,109	2,317,109	2,317,109	2,317,109	100.00%	0
11.004 Mercury Gym Floor Replacements	2,000,000		-1,856,445	143,555	143,555	142,570	99.31%	0
11.005 Capital Center HVAC	4,000,000		1,601,517	5,601,517	5,399,703	5,364,358	95.77%	201,814
11.006 MS & SRHS Stage Improvements	20,000		4,165,000	4,185,000	3,779,001	295,536	7.06%	405,999
11.007 Landscape and Sitework Improvements	200,000		1,788,047	1,988,047	1,933,825	902,985	45.42%	54,222
11.008 Maintenance Repair Projects 22/23	1,000,000		-86,446	913,554	908,426	906,519	99.23%	5,128
11.009 ISB Boiler	135,000		-25,599	109,401	109,401	109,401	100.00%	0
11.010 Capital Center Paving	741,000		138,912	879,912	879,912	879,912	100.00%	0
11.012 SRHS Stadium Turf Replacement	1,000,000		113,584	1,113,584	1,113,584	1,113,584	100.00%	0
11.013 WHS Stadium Turf Replacement	1,000,000		1,937,409	2,937,409	2,937,409	2,937,409	100.00%	0
11.014 West TV HVAC	100,000		3,400,000	3,500,000	3,373,988	342,171	9.78%	126,012
11.015 Terra Linda Roof Replacement	2,000,000		26,523,443	28,523,443	446,295	380,240	19.01%	1,553,705
11.017 Aloha HS HVAC Upgrade	35,000		1,545,000	1,580,000	24,187,867	2,868,070	10.80%	2,370,576
11.018 Kinnaman Roof	25,000		673,700	1,318,700	179,901	85,895	5.47%	1,390,099
11.019 West TV Modular Roof	645,000		1,318,700	1,963,700	1,156,912	106,037	8.04%	161,788
11.020 Dishwasher Improvements	200,000		200,000	200,000	159,790	154,953	77.48%	40,210
11.022 Capital Center Café Roof	765,000		765,000	765,000	91,088	41,970	5.49%	673,912
11.023 Sexton Mountain ES Drainage	200,000		200,000	200,000	30,000	20,250	10.13%	170,000
11.024 Beaverton HS Stadium Turf	1,000,000		1,000,000	1,000,000	854,592	589,026	58.90%	145,408

2022 Bond Financial Report June 2025

Project Name	Original Project Budget	Contingency Transfers	Other Budget Transfers	Current Budget (C+D+E)	Committed to Date	Paid to Date	Current Percent Paid (H/F)	Uncommitted Budget
11.025 Findley ES Kitchen Repairs	75,000		95,065	170,065	170,065	170,065	100.00%	0
11.026 2022 Bond Post Warranty	250,000			250,000			0.00%	250,000
11.027 Sunset HS HVAC	8,000,000			8,000,000	335,135		0.00%	7,664,865
11.040 Greenway ES HVAC	475,500			475,500	434,080	434,080	91.29%	41,420
11.042 Barnes ES / Errol Hassell Re-Pipe	400,000		45,000	445,000	440,774	440,774	99.05%	4,226
11.043 Paving Improvements	150,000	1,000,000	1,800,000	2,950,000	1,938,808	973,494	33.00%	1,011,192
11.044 Aloha HS Paving	443,746			443,746	367,469	103,723	23.37%	76,277
11.045 Aloha HS Stadium Turf	600,000			600,000	537,227	425	0.07%	62,773
11.046 Westview HS Fire Strobes	141,025		8,317	149,342	134,310	30,538	20.45%	15,032
11.501 5th St. South Catch Basin	11,000		-2,525	8,475	8,475	8,475	100.00%	0
11.502 Stoller Freezer	526,000		-229,034	296,966	296,966	296,966	100.00%	0
11.503 Southridge HS Gym Roof	962,500			962,500	215,655	53,863	5.60%	746,845
11.504 Beaverton HS Theater Sound System	93,750		-11,826	81,924	81,924	81,924	100.00%	0
11.505 Aloha HS Courtyard Lighting	17,600		-6,251	11,349	11,349	11,349	100.00%	0
11.506 Stage Rigging Repairs	60,750			60,750	35,680	35,680	58.73%	25,070
11.507 ISB Gym Stage Renovations	88,250		-13,750	74,500	74,500	74,500	100.00%	0
11.508 Springfield ES A/V Replacement	78,950		-12,704	66,246	66,246	66,246	100.00%	0
11.509 ISB Hallway Floor Replacement	77,000		-24,333	52,667	52,667	52,667	100.00%	0
11.510 Hiteon Water Main Repair	88,000		-34,959	53,041	53,041	53,041	100.00%	0
11.511 Conestoga MS South Wall Stucco Replacement	33,800		-5,452	28,348	28,348	28,348	100.00%	0
11.512 Beaverton HS Baseball Stadium Re-seal	231,335			231,335	176,679		0.00%	54,656
11.513 ACMA OS / Aloha HS Stage Curtain Repairs	55,000		-6,975	48,025	48,025	48,025	100.00%	0
11.514 Whitford MS Stage Curtain Replacement	27,500		-8,675	18,825	18,825	18,825	100.00%	0
11.515 Aloha HS Concrete Pilaster Repair	35,939			35,939	32,672		0.00%	3,267
11.516 Aloha HS Wheelchair Lift	153,500			153,500	8,630		0.00%	144,870
11.800 Maintenance Repair Projects 23/24	2,000,000		-496,247	1,503,753	1,503,753	1,160,673	77.19%	0
11.801 Maintenance Repair Projects 24/25	2,000,000		476,140	2,476,140	2,021,218	1,485,537	59.99%	454,922
Uncategorized Deferred Maintenance	41,400			41,400	41,400	41,400	100.00%	0
Unallocated	81,816,455		-78,776,794	3,039,661				3,039,661
12 Security Upgrades	10,000,000	11,000,000	11,894	21,011,894	9,624,085	4,102,142		11,387,809
12.001 Security Assessment	200,000		411,206	611,206	511,206	401,454	65.68%	100,000
12.002 HS Card Readers	1,000,000		-648,852	351,148	351,148	312,388	88.96%	0
12.003 Security Trio: Cameras, Access Control, Intrusion	3,000,000	11,000,000	3,000,000	17,000,000	8,505,364	3,385,100	19.91%	8,494,636
12.005 Security Fencing	650,000			650,000	11,200	3,200	0.49%	638,800
12.006 Distributed Antenna System	3,000,000		-612,354	2,387,646	245,168		0.00%	2,142,478
Unallocated	2,150,000		-2,138,106	11,894				11,894
13 NS Upgrades	5,000,000	10,000,000	300,000	15,300,000	3,894,370	2,286,037		11,405,630
13.001 Beaver Acres ES Kitchen	750,000	10,000,000	1,750,000	12,500,000	1,580,922	505,163	4.04%	10,919,078
13.002 Bottle Fillers	1,360,000		300,000	1,660,000	1,520,401	1,392,075	83.86%	139,599
13.003 Greenway Kitchen Improvements	65,000		323,799	388,799	388,799	388,799	100.00%	0.00
13.004 Dishwasher Installations	523,000			523,000	404,248		0.00%	118,753
Unallocated	2,302,000		-2,073,799	228,201				228,201
14 Critical Equipment	7,000,000	0	0	10,900,000	3,294,383	3,216,737	2	7,605,617
14.001 CE - Copiers	1,500,000			1,500,000	597,333	595,317	39.69%	902,667
14.002 CE - Athletic Director	1,000,000			1,000,000	438,023	362,799	36.28%	561,977
14.003 CE - Band Equipment	2,500,000			2,500,000	1,533,732	1,533,732	61.35%	966,268
14.004 CE - Maint Equipment	1,000,000			1,000,000	508,255	507,850	50.78%	491,745
14.005 CE - Furniture	1,000,000			1,000,000	217,040	217,040	21.70%	782,960
14.006 CE - Curriculum		3,900,000		3,900,000				3,900,000
15 Management & OH	50,000,000	0	-736,898	49,263,102	24,388,873	24,300,647		24,874,229
15.001 Year 1 - 22/23 Bond Program Management	5,731,850			5,731,850	5,731,850	5,731,850	100.00%	0
15.002 Year 2 - 23/24 Bond Program Management	7,000,000		4,102,104	11,102,104	11,102,104	11,085,754	99.85%	0
15.003 Year 3 - 24/25 Bond Program Management	8,107,965			8,107,965	7,554,919	7,483,042	92.29%	553,046
15.004 Year 4 - 25/26 Bond Program Management	6,750,000			6,750,000			0.00%	6,750,000
Unallocated	22,410,185		-4,839,002	17,571,183				17,571,183
16 Bus Replacements	10,000,000	0	0	10,000,000	7,000,000	5,358,861		3,000,000

**2022 Bond Financial Report
June 2025**

Project Name	Original Project Budget	Contingency Transfers	Other Budget Transfers	Current Budget (C+D+E)	Committed to Date	Paid to Date	Current Percent Paid (H/F)	Uncommitted Budget
16 Bus Replacements	10,000,000			10,000,000	7,000,000	5,358,861	53.59%	3,000,000
17 Technology	44,000,000	0	0	44,000,000	21,292,428	21,292,012		22,707,572
17 Technology	44,000,000			44,000,000	21,292,428	21,292,012	48.39%	22,707,572
18 SPED Upgrades	2,000,000	0	-640,292	1,359,708	715,694	480,037		644,014
18.001 Rock Creek ISC Modifications	90,000		207,226	297,226	238,643	104,464	35.15%	58,583
18.002 Capital Center SPED Upgrades	200,000		-200,000	0			0.00%	0
18.003 Seclusion Rooms	50,000		770,299	820,299	477,051	375,573	45.78%	343,248
Unallocated	1,660,000		-1,417,817	242,183				242,183
19 Kinder Upgrades	1,000,000	0	0	1,000,000				1,000,000
19 Kinder Upgrades	1,000,000			1,000,000			0.00%	1,000,000
20 Contingency	43,000,000	5,950,477	135,196	49,085,673				49,085,673
Grand Totals	742,821,753	46,827,913	178,515	794,838,544	560,738,497	312,996,560	39.38%	234,100,047

Key: Change was made to budget.
 Project is complete.
 Correction to previous report.
 Will no longer show on this report

Contingency Transfers

Starting Balance \$ 43,000,000.00
 Current Balance \$ 49,085,673.16

Budget Change No.	Date	From	To	Purpose	Amount
48	6/30/2025		2022 Bond Contingency	Interest Earned	\$2,746,350.52
47	6/25/2025	2022 Bond Contingency	Deferred Maintenance	11.043 Paging Improvements	-\$1,000,000.00
46	5/31/2025	2022 Bond Contingency	Critical Equipment	14.006 CE - Curriculum	-\$3,900,000.00
45	5/31/2025	2022 Bond Contingency	06 Office Relocations	06.003 Cooper Mountain Office Relocation	-\$250,000.00
44	5/28/2025	Bond Premium	2022 Bond Contingency	Bond Sale Proceeds	\$8,756,125.90
43	4/30/2025	06.001 Aloha HS Office Relocation	2022 Bond Contingency	Project Savings	\$32,563.70
42	4/17/2025	2022 Bond Contingency	School Modernizations	10.048 Terra Nova OS Modernization	-\$200,000.00
41	3/31/2025		2022 Bond Contingency	Interest Earned	\$3,512,483.86
40	1/30/2025	2022 Bond Contingency	02 Raleigh Hills Replacement	02.002 Raleigh Hills ES Temp Relocation - Greenway Portables	-\$12,124.46
39	12/31/2024		2022 Bond Contingency	Interest Earned	\$1,245,717.50
38	12/23/2024	2022 Bond Contingency	07 Athletic Facilities	07.001 Athletic Facilities: Westview HS Bathroom and Concessions	-\$100,000.00
37	12/10/2024	2022 Bond Contingency	13.001 Beaver Acres ES Kitchen	Fall 2024 Budget Update	-\$10,000,000.00
36	12/10/2024	2022 Bond Contingency	12.003 Security Trio: Cameras, Access Control, Intrusion	Fall 2024 Budget Update	-\$11,000,000.00
35	12/10/2024	2022 Bond Contingency	08.005 Outdoor Learning: Capital Center	Fall 2024 Budget Update	-\$2,000,000.00

Budget Change No.	Date	From	To	Purpose	Amount
34	12/10/2024	2022 Bond Contingency	04.004 Westview HS SB/BB Artificial Turf	Fall 2024 Budget Update	-\$2,000,000.00
33	12/10/2024	2022 Bond Contingency	04.003 Aloha HS SB/BB Artificial Turf	Fall 2024 Budget Update	-\$7,000,000.00
32	12/10/2024	2022 Bond Contingency	03 Allen Transportation Replacement	Fall 2024 Budget Update	-\$2,900,000.00
31	12/2/2024	2022 Bond Contingency	05 Classroom Additions	05.002 Oak Hills ES Classroom Addition	-\$675,000.00
30	10/10/2024	2022 Bond Contingency	02 Raleigh Hills Replacement	02.002 Raleigh Hills ES Temp Relocation - Greenway Portables	-\$46,247.00
29	9/30/2024		2022 Bond Contingency	Interest Earned	\$5,611,177.41
28	9/18/2024	2022 Bond Contingency	09 Seismic	9.001 Five Oaks MS Seismic	-\$295,030.30
27	8/30/2024	2022 Bond Contingency	02 Raleigh Hills Replacement	02.002 Raleigh Hills ES Temp Relocation - Greenway Portables	-\$40,000.00
26	6/30/2024	ETO Incentive Checks	2022 Bond Contingency	06.001 Aloha HS Office Relocation	\$17,098.11
25	6/30/2024	SB1149 Reimbursement	2022 Bond Contingency	11.009 ISB Boiler	\$22,297.80
24	6/30/2024	SB1149 Reimbursement	2022 Bond Contingency	9.001 Five Oaks MS Seismic	\$153,832.75
23	6/30/2024	2022 Bond Contingency	06 Office Relocations	06.002 Westview HS Office Relocation	-\$200,000.00
22	6/30/2024		2022 Bond Contingency	Interest Earned - Q2 2024	\$2,342,598.07
21	4/23/2024	2022 Bond Contingency	07 Athletic Facilities	07.001 WHS Bathroom and Concessions	-\$422,406.00
20	3/31/2024		2022 Bond Contingency	Interest Earned - Q1 2024	\$1,888,083.47
19	2/27/2024	2022 Bond Contingency	04 Physical Education and Athletics	04.002 Southridge HS SB/BB Artificial Turf	-\$1,700,000.00
18	2/23/2024	2022 Bond Contingency	10 School Modernization	10.029 Montclair Modernization	-\$50,000.00
17	2/8/2024	2022 Bond Contingency	02 Raleigh Hills Replacement	02.002 Raleigh Hills Temporary Relocation	-\$1,000,000.00

Budget Change No.	Date	From	To	Purpose	Amount
16	1/31/2024	ETO Incentive Checks	2022 Bond Contingency	ISB Boiler	\$6,493.50
15	1/31/2024	ETO Incentive Checks	2022 Bond Contingency	Uncategorized Deferred Maintenance	\$5,195.00
14	1/31/2024	ETO Incentive Checks	2022 Bond Contingency	Uncategorized Deferred Maintenance	\$12,000.00
13	12/31/2023	ETO Incentive Checks	2022 Bond Contingency	9.001 Five Oaks MS Seismic - Roof Insulation	\$141,197.55
12	12/31/2023		2022 Bond Contingency	Interest Earned - Q4 2023	\$2,523,003.42
11	11/30/2023	05.001 Sato Classroom Addition	2022 Bond Contingency	Project Savings	\$135,196.00
10	9/30/2023		2022 Bond Contingency	Interest Earned	\$1,686,006.36
9	6/30/2023		2022 Bond Contingency	Interest Earned	\$2,051,052.00

Other Budget Transfers

Key: Change was made to budget.
 Project is complete.
 Correction to previous report.
 Will no longer show on this report

Budget Change No.	Date	From Master Project	Subproject	To Master Project	Subproject	Amount
154	6/27/2025	07 Athletic Facilities	07.001 Westview HS Bathroom and Concessions	06 Office Relocations	06.002 Westview HS Office Relocation	\$48,950.00
153	6/18/2025	Deferred Maintenance	11.012 Southridge HS Stadium Turf Replacement (Project Complete)	Deferred Maintenance	Unallocated	\$186,262.00
152	6/12/2025	Deferred Maintenance	11.013 Westview HS Stadium Turf Replacement (Project Complete)	Deferred Maintenance	Unallocated	\$11,894.00
151	6/9/2025	Deferred Maintenance	Unallocated	Deferred Maintenance	11.046 Westview HS Fire Strobes	\$8,317.18
150	6/9/2025	School Modernizations	10.044 Westview Modernization	Office Relocations	06.002 Westview HS Office Relocation	\$47,462.00
149	5/30/2025	SPED Upgrades	Unallocated	SPED Upgrades	18.003 Seclusion Rooms	\$300,000.00
148	5/21/2025	Deferred Maintenance	11.514 Whitford MS Stage Curtain Replacement (Project Complete)	Deferred Maintenance	Unallocated	\$8,675.00
147	5/21/2025	Deferred Maintenance	11.513 ACMA OS / Aloha HS Stage Curtain Repairs (Project Complete)	Deferred Maintenance	Unallocated	\$6,975.00
146	5/19/2025	School Modernizations	10.018 FLEX/CTP Modernization	School Modernizations	10.004 Beaver Acres Modernization	\$25,000.00
145	5/14/2025	SPED Upgrades	Unallocated	SPED Upgrades	18.003 Seclusion Rooms	\$100,000.00
144	5/9/2025	Deferred Maintenance	Unallocated	Deferred Maintenance	11.006 MS & SRHS Stage Improvements	\$665,000.00
143	4/30/2025	Security Upgrades	Unallocated	Security Upgrades	12.006 Distributed Antenna System	\$2,387,646.00
142	4/30/2025	Deferred Maintenance	11.800 Maintenance Repair Projects 23/24 (Project Savings)	Deferred Maintenance	11.801 Maintenance Repair Projects 24/25	\$496,247.29
141	4/30/2025	Deferred Maintenance	Unallocated	Deferred Maintenance	11.516 Aloha HS Wheelchair Lift	\$153,500.00
140	4/30/2025	Deferred Maintenance	Unallocated	Deferred Maintenance	11.046 Westview HS Fire Strobes	\$141,025.00
139	4/30/2025	Deferred Maintenance	Unallocated	Deferred Maintenance	11.019 West TV ES Modular Roof	\$673,700.00
138	4/24/2025	Deferred Maintenance	11.002 Southridge HS HVAC Upgrades (Project Savings)	Deferred Maintenance	Unallocated	\$1,000,000.00
137	4/23/2025	Deferred Maintenance	Unallocated	Deferred Maintenance	11.007 Landscape & Sitework Improvements	\$759,875.00

Budget Change No.	Date	From Master Project	Subproject	To Master Project	Subproject	Amount
136	4/11/2025	Deferred Maintenance	11.508 Springville ES AV Replacement (Project Complete)	Deferred Maintenance	Unallocated	\$12,704.00
135	4/11/2025	Deferred Maintenance	11.502 Stoller MS Freezer (Project Complete)	Deferred Maintenance	Unallocated	\$229,033.66
134	4/11/2025	Deferred Maintenance	11.003 Sunset HS Track (Project Complete)	Deferred Maintenance	Unallocated	\$138,531.00
133	4/11/2025	Outdoor Learning	08.001 Outdoor Learning: Springville ES (Project Complete)	Outdoor Learning	Unallocated	\$134,625.00
132	4/10/2025	Deferred Maintenance	11.025 Findley ES Kitchen Repairs (Project Complete)	Deferred Maintenance	Unallocated	\$29,935.00
131	3/31/2025	Deferred Maintenance	Unallocated	Seismic Upgrades	9.002 Mountain View Seismic	\$838,796.00
130	3/31/2025	Deferred Maintenance	Unallocated	Deferred Maintenance	11.017 Aloha HS HVAC Upgrades	\$4,753,443.00
129	3/31/2025	SPED Upgrades	Unallocated	SPED Upgrades	18.001 Rock Creek ES ISC Modifications	\$99,097.00
128	3/20/2025	SPED Upgrades	Unallocated	School Modernizations	10.045 Whitford MS Modernization	\$123,000.00
127	3/20/2025	Deferred Maintenance	Unallocated	Deferred Maintenance	11.007 Landscape and Sitework Improvements	\$228,172.00
126	3/17/2025	School Modernizations	10.022 ISB Modernization	School Modernizations	10.016 Fir Grove Modernization	\$22,020.00
125	3/17/2025	School Modernizations	10.046 Modernization Tech/AV	School Modernizations	10.005 Bethany Modernization	\$34,127.34
124	3/17/2025	School Modernizations	10.034 Ridgewood Modernization	School Modernizations	10.020 Highland Park Modernization	\$60,413.85
123	3/17/2025	School Modernizations	10.029 Montclair Modernization	School Modernizations	10.005 Bethany Modernization	\$23,128.99
122	3/17/2025	School Modernizations	10.028 Merlo Station Modernization	School Modernizations	10.005 Bethany Modernization	\$21,362.31
121	3/17/2025	School Modernizations	10.025 McKay Modernization	School Modernizations	10.013 Elmonica Modernization	\$67,267.56
120	3/17/2025	School Modernizations	10.019 Greenway Modernization	School Modernizations	10.013 Elmonica Modernization	\$34,783.62
119	3/17/2025	School Modernizations	10.008 Cedar Mill Modernization	School Modernizations	10.020 Highland Park Modernization	\$13,221.33
118	3/13/2025	Security Upgrades	12.002 HS Card Readers (Project Complete)	Security Upgrades	Unallocated	\$648,852.00
117	3/13/2025	Security Upgrades	Unallocated	Security Upgrades	12.001 Security Assessment	\$200,000.00
116	3/6/2025	School Modernizations	10.016 Fir Grove Modernization	School Modernizations	10.003 Barnes Modernization	\$4,339.00
115	3/6/2025	School Modernizations	10.043 West TV Modernization	School Modernizations	10.003 Barnes Modernization	\$7,735.00
114	2/28/2025	Deferred Maintenance	Unallocated	Deferred Maintenance	11.044 Aloha HS Paging	\$443,746.00

Budget Change No.	Date	From Master Project	Subproject	To Master Project	Subproject	Amount
113	2/27/2025	Deferred Maintenance	11.511 Conestoga MS South Wall Stucco Replacement (Project Complete)	Deferred Maintenance	Unallocated	\$5,452.00
112		02 Raleigh Hills Replacement	02.001 Raleigh Hills ES Replacement	02 Raleigh Hills Replacement	02.002 Raleigh Hills ES Temp Relocation - Greenway Portables	\$11,991.78
111		Deferred Maintenance	Unallocated	Deferred Maintenance	11.042 Barnes ES / Errol Hassell ES Re-Pipe	\$7,000.00
110		School Modernizations	10.045 Modernization Tech/AV	School Modernizations	10.047 Modernization Planning	\$1,000.00
109	2/19/2025	Deferred Maintenance	Unallocated	Deferred Maintenance	11.027 Sunset HS HVAC	\$8,000,000.00
108	2/14/2025	School Modernizations	10.030 Mountain View MS Modernization	09 Seismic Upgrades	09.002 Mountain View MS Seismic	\$137,159.75
107	2/12/2025	N/A	SB1149	Deferred Maintenance	11.005 Capital Center HVAC	\$318,420.00
106	1/30/2025	N/A	Energy Trust of Oregon	09 Seismic Upgrades	09.002 Mountain View MS Seismic	\$4,650.00
105	1/30/2025	Deferred Maintenance	11.010 Capital Center OS Paging	Deferred Maintenance	11.005 Capital Center HVAC	\$35,088.00
104	1/30/2025	School Modernizations	10.027 Meadow Park MS Modernization	09 Seismic Upgrades	09.003 Meadow Park Seismic	\$192,000.00
103	1/31/2025	Deferred Maintenance	Unallocated	09 Seismic Upgrades	09.003 Meadow Park Seismic	\$18,908,000.00
102	1/22/2025	Deferred Maintenance	Unallocated	Deferred Maintenance	11.042 Barnes ES / Errol Hassell ES Re-Pipe	\$38,000.00
101	1/14/2025	Deferred Maintenance	Unallocated	Athletic Facilities	7.001 Westview HS Bathroom and Concessions	\$100,000.00
100	1/8/2025	School Modernizations	10.012 Cooper Mountain Modernization	Office Relocations	06.003 Cooper Mtn. Office Relocation	\$290,930.00
99	12/31/2024	Deferred Maintenance	Unallocated	Deferred Maintenance	11.005 Capital Center HVAC	\$70,000.00
98	12/23/2024	Deferred Maintenance	Unallocated	Office Relocations	06.002 Westview HS Office Relocation	\$100,000.00
97	12/6/2024	Deferred Maintenance	Unallocated	Deferred Maintenance	11.004 Mercury Gym Floor Replacements	\$7,610.00
96	12/6/2024	Deferred Maintenance	11.013 Westview HS Stadium Turf Replacement	Athletic Facilities	7.001 Westview HS Bathroom and Concessions	\$51,117.93
95	11/21/2024	SPED Upgrades	Unallocated	SPED Upgrades	18.001 Rock Creek ES ISC Modifications	\$151,000.00
94	11/18/2024	Deferred Maintenance	Unallocated	Deferred Maintenance	11.513 ACMA OS / Aloha HS Stage Curtain Repairs	\$55,000.00
93	11/18/2024	Deferred Maintenance	Unallocated	Deferred Maintenance	11.512 Beaverton HS Baseball Stadium Re-Seal	\$231,335.00
92	11/14/2024	Deferred Maintenance	Unallocated	Deferred Maintenance	11.043 Paging Improvements	\$1,800,000.00
91	11/13/2024	Deferred Maintenance	Unallocated	Deferred Maintenance	11.043 Paging Improvements	\$150,000.00

Budget Change No.	Date	From Master Project	Subproject	To Master Project	Subproject	Amount
90	11/13/2024	Security Upgrades	12.004 Paging Improvements	Security Upgrades	Unallocated	\$150,000.00
89	11/8/2024	Deferred Maintenance	11.510 Hiteon Water Main Repair (Project Complete)	Deferred Maintenance	Unallocated	\$34,959.00
88	11/8/2024	Deferred Maintenance	11.509 ISB Hallway Floor Replacement (Project Complete)	Deferred Maintenance	Unallocated	\$24,333.00
87	11/8/2024	Deferred Maintenance	11.010 Capital Center OS Paging	Deferred Maintenance	11.005 Capital Center HVAC	\$51,000.00
86	11/8/2024	SPED Upgrades	Unallocated	SPED Upgrades	18.003 Seclusion Rooms	\$150,000.00
85	11/5/2024	Deferred Maintenance	Unallocated	Deferred Maintenance	11.005 Capital Center HVAC	\$245,717.00
84	11/7/2024	Deferred Maintenance	Unallocated	Deferred Maintenance	11.042 Barnes ES / Errol Hassell ES Re-Pipe	\$400,000.00
83	11/4/2024	Deferred Maintenance	Unallocated	Deferred Maintenance	11.040 Greenway ES HVAC	\$475,500.00
82	11/1/2024	School Modernizations	10.018 Flex/CTP Modernization	School Modernizations	10.016 Fir Grove Modernization	\$11,000.00
81	11/1/2024	School Modernizations	10.020 Highland Park Modernization	School Modernizations	10.016 Fir Grove Modernization	\$23,000.00
80	10/31/2024	Deferred Maintenance	Unallocated	Deferred Maintenance	11.014 West Tualatin View ES HVAC	\$3,400,000.00
79	10/28/2024	Deferred Maintenance	Unallocated	Deferred Maintenance	11.013 Westview HS Stadium Turf Replacement	\$759,186.19
78	10/28/2024	Deferred Maintenance	Unallocated	Deferred Maintenance	11.005 Capital Center HVAC	\$28,000.00
77	10/23/2024	Nutrition Services	13.003 Greenway Kitchen Improvements (Project Complete)	Nutrition Services	Unallocated	\$387,283.81
76	10/21/2024	Deferred Maintenance	Unallocated	Athletic Facilities	07.001 Westview HS Bathroom and Concessions	\$42,000.00
75	10/16/2024	SPED Upgrades	Unallocated	Deferred Maintenance	11.005 Capital Center HVAC	\$25,276.00
74	10/16/2024	Deferred Maintenance	Unallocated	Athletic Facilities	7.001 Westview HS Bathroom and Concessions	\$28,600.00
73	10/14/2024	Deferred Maintenance	Unallocated	Seismic Upgrades	09.001 Five Oaks Seismic	\$229,969.70
72	10/14/2024	Nutrition Services	Unallocated	Nutrition Services	13.001 Beaver Acres ES Kitchen	\$1,750,000.00
71	9/23/2024	Outdoor Learning	8.004 Outdoor Learning: McKinley ES	School Modernization	10.026 McKinley ES Modernization	\$1,000,000.00
70	9/20/2024	Deferred Maintenance	Unallocated	Nutrition Services	13.002 Bottle Fillers	\$300,000.00
69	9/19/2024	Deferred Maintenance	11.507 ISB OS Gym Stage Renovations (Project Complete)	Deferred Maintenance	Unallocated	\$13,750.00
68	9/19/2024	Deferred Maintenance	Unallocated	Deferred Maintenance	11.026 2022 Bond Post Warranty	\$250,000.00
67	9/19/2024	School Modernization	10.047 Modernization Planning	School Modernization	10.048 Terra Nova OS Modernization	\$20,000.00

Budget Change No.	Date	From Master Project	Subproject	To Master Project	Subproject	Amount
66	9/19/2024	School Modernization	10.046 Modernization Tech/AV	School Modernization	10.048 Terra Nova OS Modernization	\$59,979.05
65	9/19/2024	Deferred Maintenance	Unallocated	Deferred Maintenance	11.511 Conestoga MS South Wall Stucco Replacement	\$33,800.00
64	9/19/2024	Deferred Maintenance	Unallocated	Deferred Maintenance	11.508 Springville ES A/V Replacement	\$78,950.00
63	9/13/2024	Deferred Maintenance	11.002 Southridge HS HVAC	Deferred Maintenance	Unallocated	\$2,543,191.15
62	9/10/2024	Deferred Maintenance	11.004 Mercury Gym Floor Replacements	Deferred Maintenance	Unallocated	\$948,055.06
61	9/10/2024	School Modernization	10.008 Cedar Mill Modernization	School Modernization	10.029 Montclair Modernization	\$13,574.00
60	8/30/2024	SPED Upgrades	Unallocated	Deferred Maintenance	11.005 Capital Center HVAC	\$342,016.00
59	8/30/2024	Deferred Maintenance	11.002 Southridge HS HVAC	Deferred Maintenance	Unallocated	\$4,507,301.04
58	8/30/2024	Deferred Maintenance	Unallocated	Deferred Maintenance	11.801 Maintenance Repair Projects 24/25	\$2,000,000.00
57	8/30/2024	Security Upgrades	Unallocated	Security Upgrades	12.006 Distributed Antenna System	\$3,000,000.00
56	8/22/2024	School Modernization	10.008 Cedar Mill Modernization	School Modernization	10.029 Montclair Modernization	\$16,000.00
55	8/2/2024	Management and Overhead	Unallocated	02 Raleigh Hills Replacement	02.001 Raleigh Hills ES Replacement	\$106,898.00
54	7/9/2024	School Modernization	10.008 Cedar Mill Modernization	School Modernization	10.029 Montclair Modernization	\$21,000.00
53	7/3/2024	Deferred Maintenance	Unallocated	Deferred Maintenance	11.019 West TV ES Modular Roof	\$645,000.00
52	7/3/2024	Deferred Maintenance	Unallocated	Deferred Maintenance	11.018 Kinnaman ES Roof	\$1,545,000.00
51	6/30/2024	Deferred Maintenance	Unallocated	Deferred Maintenance	11.013 Westview HS Stadium Turf Replacement	\$100,000.00
50	6/30/2024	School Modernization	10.044 Westview HS Modernization	Office Relocations	06.002 Westview HS Office Relocation	\$135,000.00
49	6/30/2024	Deferred Maintenance	Unallocated	Deferred Maintenance	11.013 WHS Stadium Turf Replacement	\$531,190.00
48	6/25/2024	Security Upgrades	Unallocated	Security Upgrades	12.001 Security Assessment	\$79,750.00
47	6/24/2024	Deferred Maintenance	11.013 WHS Stadium Turf Replacement	Athletic Facilities	07.001 WHS Bathroom and Concessions	\$217,682.00
46	5/31/2024	SPED Upgrades	Unallocated	SPED Upgrades	18.003 Seclusion Rooms	\$220,299.00
45	5/23/2024	Deferred Maintenance	Unallocated	Deferred Maintenance	11.510 Hiteon Water Main Repair	\$88,000.00
44	5/14/2024	Deferred Maintenance	Unallocated	Deferred Maintenance	11.007 Landscape & Sitework Improvements	\$800,000.00
43	5/14/2024	Deferred Maintenance	Unallocated	Deferred Maintenance	11.025 Findley ES Kitchen Repairs	\$125,000.00

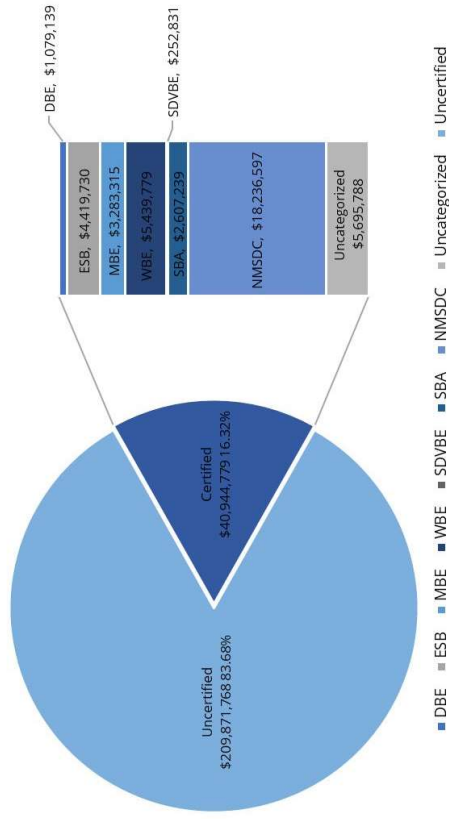
Budget Change No.	Date	From Master Project	Subproject	To Master Project	Subproject	Amount
42	5/9/2024	Security Upgrades	Unallocated	Security Upgrades	12.001 Security Assessment	\$74,455.69
41	5/7/2024	Management and Overhead		Beaverton HS Rebuild	01 Beaverton HS Rebuild	\$630,000.00
40	4/25/2024	SPED Upgrades	Unallocated	SPED Upgrades	18.003 Seclusion Rooms	\$50,000.00
39	4/25/2024	Deferred Maintenance	Unallocated	Deferred Maintenance	11.509 ISB Hallway Floor Replacement	\$77,000.00
38	4/19/2024	Deferred Maintenance	Unallocated	Athletic Facilities	07.001 WHS Bathroom and Concessions	\$499,167.00
37	4/18/2024	Deferred Maintenance	Unallocated	Deferred Maintenance	11.013 WHS Stadium Turf Replacement	\$424,369.53
36	4/17/2024	SPED Upgrades	Unallocated	Deferred Maintenance	11.005 Capital Center HVAC	\$150,000.00
35	4/11/2024	School Modernization	10.032 Oak Hills Modernization	Additional Classrooms	5.002 Oak Hills Classroom Addition	\$558,717.00
34	4/5/2024	Deferred Maintenance	Unallocated	Deferred Maintenance	11.017 Aloha HS HVAC Upgrade	\$20,560,000.00
33	3/31/2024	School Modernization	10.013 Elmonica Modernization	School Modernizations	10.016 Fir Grove Modernization	\$2,256.86
32	3/28/2024	Deferred Maintenance	Unallocated	Deferred Maintenance	11.006 MS & SRHS Stage Improvements	\$3,500,000.00
31	3/7/2024	Security Upgrades	Unallocated	Security Upgrades	12.001 Security Assessment	\$57,000.00
30	3/6/2024	School Modernization	10.044 Westview HS Modernization	Office Relocations	6.002 Westview HS Office Relocation	\$130,670.00
29	3/6/2024	Deferred Maintenance	Unallocated	Deferred Maintenance	11.013 WHS Stadium Turf Replacement	\$380,630.47
28	3/6/2024	Deferred Maintenance	Unallocated	Deferred Maintenance	11.010 Capital Center Paging	\$225,000.00
27	3/6/2024	Deferred Maintenance	Unallocated	Deferred Maintenance	11.012 Southridge HS Stadium Turf Replacement	\$299,846.00
26	2/22/2024	Deferred Maintenance	Unallocated	Deferred Maintenance	11.017 Aloha HS HVAC Upgrade	\$1,210,000.00
25	2/14/2024	School Modernization	10.013 Elmonica Modernization	School Modernizations	10.016 Fir Grove Modernization	\$3,492.50
24	1/31/2024	SPED Upgrades	18.001 Rock Creek ISC Modifications (Project Complete)	SPED Upgrades	N/A	\$42,871.00
23	1/31/2024	Deferred Maintenance	11.501 5th Street South Catch Basin (Project Complete)	Deferred Maintenance	Unallocated	\$2,525.00
22	1/26/2024	Deferred Maintenance	Unallocated	Athletic Facilities	07.001 WHS Bathroom and Concessions	\$175,750.00
21	1/19/2024	School Modernization	10.043 West TV Modernization	School Modernizations	10.003 Barnes Modernization	\$9,500.00
20	1/19/2024	School Modernization	10.016 Fir Grove Modernization	School Modernizations	10.003 Barnes Modernization	\$5,000.00
19	1/16/2024	Additional Classrooms	5.003 Stoller Gym & Added Classrooms	School Modernizations	10.040 Stoller Modernization	\$14,000.00

Budget Change No.	Date	From Master Project	Subproject	To Master Project	Subproject	Amount
18	1/16/2024	School Modernization	Various	School Modernizations	10.046 Modernization Tech/AV	\$81,113.30
17	1/5/2024	School Modernization	10.008 Cedar Mill Modernization	School Modernizations	10.029 Montclair Modernization	\$150,000.00
16	12/31/2023	School Modernization	10.044 Westview HS Modernization	Office Relocations	6.002 Westview HS Office Relocation	\$400,000.00
15	11/20/2023	Physical Education & Athletics	N/A	Physical Education & Athletics	04.002 Southridge HS SB/BB Artificial Turf	\$1,500,000.00
14	10/15/2023	Deferred Maintenance	11.009 ISB Boiler (Project Complete)	Deferred Maintenance	Unallocated	\$25,599.00
13	9/30/2023	Athletic Facilities	07.001 WHS Bathroom and Concessions	Deferred Maintenance	11.013 WHS Stadium Turf Replacement	\$1,000,000.00
12	8/30/2023	Deferred Maintenance	Unallocated	Seismic	9.002 Mountain View Seismic	\$9,853,000.00
11	8/10/2023	School Modernizations	10.030 Mountain View Modernization	Seismic	9.002 Mountain View Seismic	\$808,827.00
10	7/31/2023	School Modernizations	10.040 Stoller Modernization	Additional Classrooms	5.003 Stoller Gym & Added Classrooms	\$225,054.00
9	6/30/2023	School Modernizations	Reallocation of Modernization funds	School Modernizations	10.046 Modernization Tech/AV	\$630,605.00

Equity Report

Equity Certification Types Total Bond Expenditures

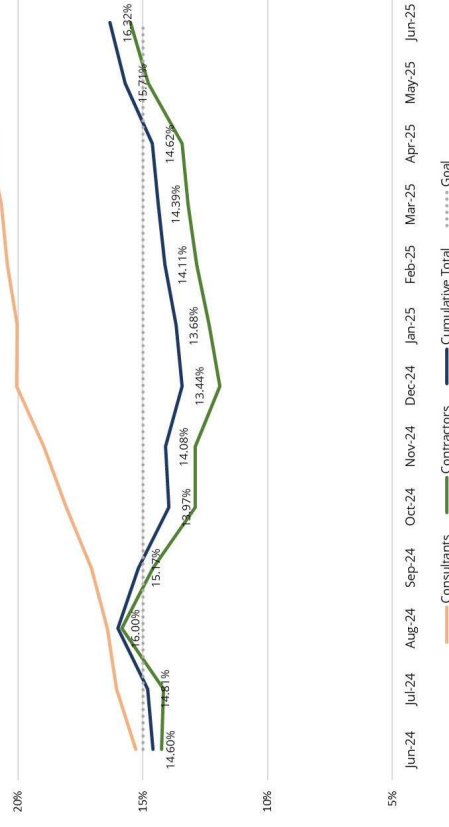
*Excludes expenses for overhead, critical equipment, permit fees, technology equipment.
 **Uncategorized includes certified expenditures through January 31, 2024.



Cumulative Equity Report

*Program-wide percentage of certified consultants and contractors.

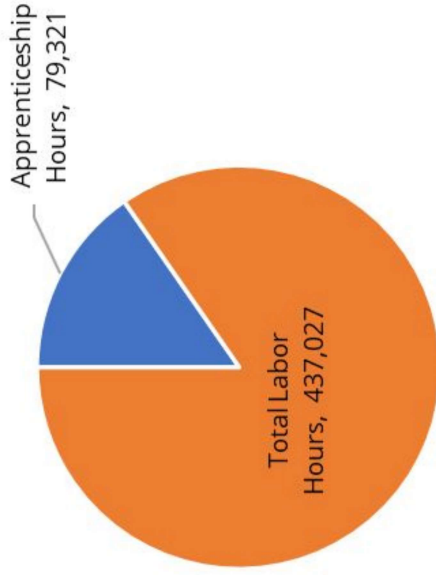
**Prior to January 2024, data was based off contract values; beginning January 2024, data is actuals paid.



Excludes expenses for overhead, critical equipment, technology equipment and permit fees.

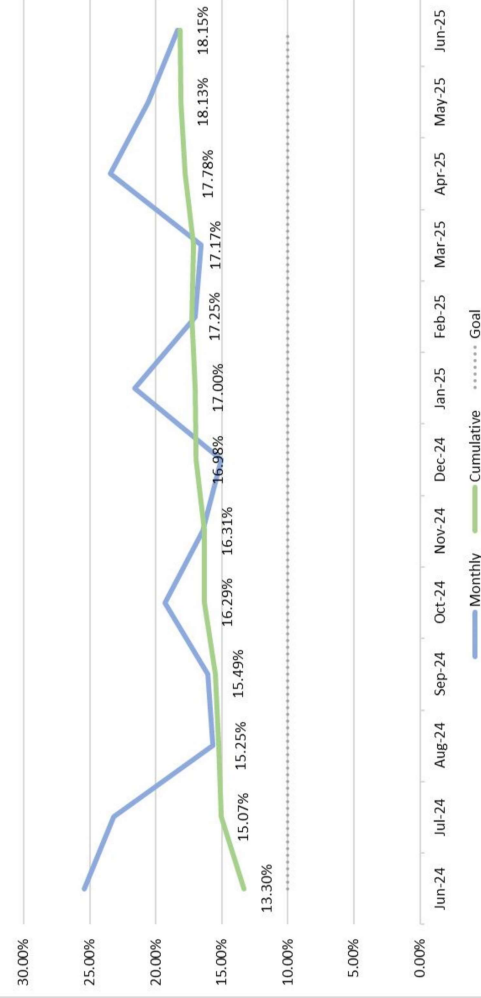
Apprenticeship

Certified Payroll Cumulative Hours



Apprenticeship Hours

*Based on contracts greater than \$200K.



*Percentage of hours worked by apprentices on contracts greater than \$200k.
This graph reflects updated values based on information received for prior months.

Contact: Aaron Boyle, Administrator for Facilities Development

Email: aaron_boyle@beaverton.k12.or.us

Phone: 503-356-4364
