

BEAVERTON SCHOOL DISTRICT



Financial Report: May 2025

Overview



111
Projects
Underway



\$792,092,194
Current Budget



\$551,234,892
Current
Commitments



\$288,923,872
Actuals Paid



\$240,857,302
Uncommitted Budget

Executive Summary

Budget Perspective

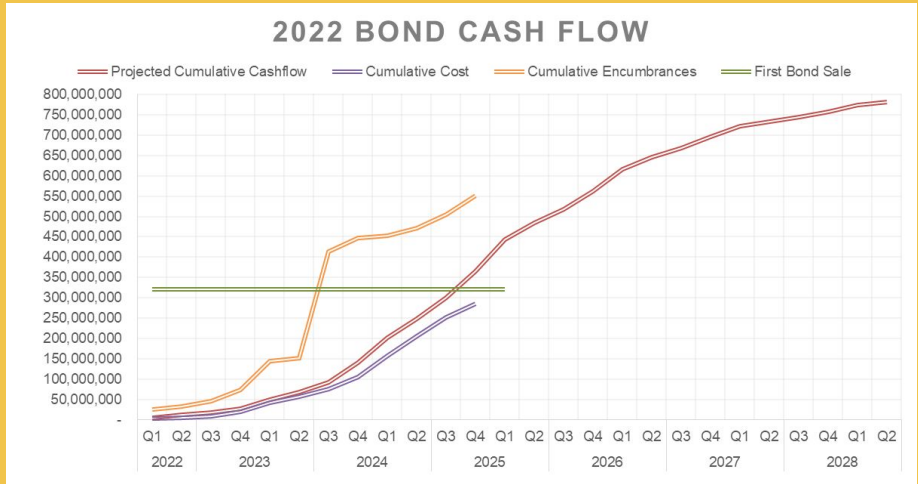
- We successfully expended 90% of the 2022 Bond Series funds within three years.
- The District issued \$403M in bonds with maturities in 2047 and 2053.

Schedule Perspective

- Stoller MS reached substantial completion in May.
- Aloha HS HVAC started early work in May.

Challenges and Opportunities

- Tracking new tariffs on steel and aluminum which could impact projects in the planning stage.
- Applied for SBI Pegasus Grant \$10K for the Facilities Development High School Summer Internship Program.
- Kicked off Inflation Reduction Act effort with Moss Adams.



Overall Financial Summary

Financial Statement

Revenue	
Bond Proceeds	\$723,000,000 *Bond sale amount
OSCIM Grant	\$8,000,000 *Included in Original Budget for Raleigh Hills
Raleigh Hills funding from 2014 Bond	\$11,821,753 *Included in Original Budget for Raleigh Hills
2022 Bond Sale Premium	\$16,637,675
2025 Bond Sale Premium	\$8,756,126
Interest on Investments	\$23,174,555 *Interest earned January - March 2025 - \$3,512,483.86
Energy Trust of Oregon Reimbursements	\$207,534
SB1149 Reimbursements	\$494,551 \$318,420 for Capital Center HVAC Upgrades
Total Revenue	\$792,092,194
Expenditures to Date	
Bond Issuance Costs	\$1,910,446
Salaries & Overhead Expenses	\$17,168,762
Building Improvements	\$240,001,122
Equipment Purchases	\$29,843,541
Total Expenditures	\$288,923,872
Bond Cash Balance	\$503,168,322

2022 Bond Financial Report May 2025

Key: Change was made to budget.
 Project is complete.
 Correction to previous report.
 Will no longer show on this report

Project Name	Original Project Budget	Contingency Transfers	Other Budget Transfers	Current Budget (C+D+E)	Committed to Date	Paid to Date	Current Percent Paid (H/F)	Uncommitted Budget
01 Beaverton HS Replacement	253,000,000	0	630,000	253,630,000	244,073,432	107,058,399		9,556,568
01 Beaverton HS Rebuild	253,000,000		630,000	253,630,000	244,073,432	107,058,399	42.21%	9,556,568
02 Raleigh Hills Replacement	66,821,753	0	94,906	68,027,022	66,307,299	35,686,502		1,719,723
02.001 Raleigh Hills Replacement	66,821,753		94,906	66,916,659	65,253,120	34,646,723	51.78%	1,663,539
02.002 Raleigh Hills Temporary Relocation	0	1,098,371	11,992	1,110,363	1,054,179	1,039,779	93.64%	56,184
03 Allen Transportation Replacement	11,000,000	2,900,000	0	13,900,000	1,976,400	449,112		11,923,600
03 Allen Transportation Replacement	11,000,000	2,900,000		13,900,000	1,976,400	449,112	3.23%	11,923,600
04 Physical Education & Athletics	17,500,000	10,700,000		28,200,000	12,700,276	5,589,781		15,499,724
04.001 PhysEd/Athletics: Barnes Gym & Cafeteria	7,500,000			7,500,000	221,833		0.00%	7,278,167
04.002 Southridge HS SB/BB Artificial Turf	2,000,000	1,700,000	1,500,000	5,200,000	5,199,964	5,184,672	99.71%	36
04.003 Aloha HS SB/BB Artificial Turf	2,000,000	7,000,000		9,000,000	7,278,478	405,109	4.50%	1,721,522
04.004 Westview HS SB/BB Artificial Turf	2,000,000	2,000,000		4,000,000			0.00%	4,000,000
04.005 Beaverton HS SB/BB Artificial Turf	2,500,000			2,500,000			0.00%	2,500,000
05 Additional Classrooms	17,500,000	675,000	1,634,575	19,809,575	18,106,179	12,501,382		1,703,396
05.001 Sato Classroom Addition	3,000,000		-135,196	2,864,804	2,862,604	2,862,604	99.92%	2,200
05.002 Oak Hills Classroom Addition	2,500,000	675,000	1,558,717	4,733,717	4,350,612	1,111,405	23.48%	383,105
05.003 Stoller Gym & Added Classrooms	12,000,000		211,054	12,211,054	10,892,963	8,527,372	69.83%	1,318,091
06 Office Relocations	10,000,000	1,435,000	1,024,036	12,459,036	11,988,437	10,576,011		470,599
06.001 Aloha HS Office Relocation	6,000,000	985,000	-32,564	6,952,436	6,952,436	6,952,436	100.00%	0
06.002 Westview HS Office Relocation	2,500,000	200,000	765,670	3,465,670	3,431,893	3,352,099	96.72%	33,777
06.003 Cooper Mtn. Office Relocation	1,500,000	250,000	290,930	2,040,930	1,604,108	271,475	13.30%	436,822
07 Athletic Facilities	6,000,000	622,406	1,014,317	7,636,723	3,522,311	3,433,064		4,114,412
07.001 Athletic Facilities: WHS Bathroom and Concessions	2,000,000	622,406	1,014,317	3,636,723	3,522,311	3,433,064	94.40%	114,412
07.002 Athletic Facilities: AHS	2,000,000			2,000,000			0.00%	2,000,000
07.003 Athletic Facilities: SRHS	2,000,000			2,000,000			0.00%	2,000,000
08 Outdoor Learning	5,000,000	2,000,000	-2,000,000	5,000,000	1,090,459	898,760		3,909,541
08.001 Outdoor Learning: Springville	1,000,000		-134,625	865,375	865,375	865,375	100.00%	0
08.002 Outdoor Learning: Aloha Huber	2,000,000			2,000,000			0.00%	2,000,000
08.003 Outdoor Learning: Oak Hills	1,000,000		-1,000,000	0			0.00%	0
08.004 Outdoor Learning: McKinley	1,000,000		-1,000,000	0			0.00%	0
08.005 Outdoor Learning: Capital Center	0	2,000,000		2,000,000	225,084	33,385	0.00%	1,774,916
Unallocated			134,625	134,625				134,625
09 Seismic Upgrades	40,000,000	295,030	40,472,402	80,767,433	58,469,239	25,725,632		22,298,194
09.001 Five Oaks Seismic	6,600,000	295,030	6,429,970	13,325,000	13,280,197	12,886,731	96.71%	44,803
09.002 Mtn. View Seismic	6,600,000		14,942,433	21,542,433	21,140,915	10,980,645	50.97%	401,518
09.003 Meadow Park Seismic	6,600,000		19,100,000	25,700,000	22,984,514	1,676,589	6.52%	2,715,486
09.004 Cedar Park Seismic	6,600,000			6,600,000	919,317	52,411	0.79%	5,680,683
09.005 Whitford Seismic	6,600,000			6,600,000			0.00%	6,600,000
09.006 Highland Park Seismic	6,600,000			6,600,000			0.00%	6,600,000
09.007 Seismic Planning	400,000			400,000	144,295	129,256	32.31%	255,705
10 School Modernization	24,000,000	250,000	-1,741,358	22,508,642	12,256,229	8,637,005		10,252,413
10.001 Aloha HS Modernization	1,935,022		-69,326	1,865,696	1,549,395	889,361	47.67%	316,301
10.002 Aloha Huber Park Modernization	259,451		-10,323	249,128			0.00%	249,128
10.003 Barnes Modernization	584,050		26,574	610,624	376,140	335,950	55.02%	234,484
10.004 Beaver Acres Modernization	529,569		894	530,463	519,408	388,045	73.15%	11,055
10.005 Bethany Modernization	292,596		67,623	360,219			0.00%	360,219
10.006 Bonny Slope Modernization	162,300		-6,328	155,972			0.00%	155,972
10.007 BASE Modernization	610,338		-23,920	586,418			0.00%	586,418
10.008 Cedar Mill Modernization	285,739		-213,795	71,944	71,944	68,667	95.45%	0
10.009 Cedar Park Modernization	469,373		-26,049	443,324			0.00%	443,324

**2022 Bond Financial Report
May 2025**

Project Name	Original Project Budget	Contingency Transfers	Other Budget Transfers	Current Budget (C+D+E)	Committed to Date	Paid to Date	Current Percent Paid (H/F)	Uncommitted Budget
10.010 Chehalem Modernization	425,179		-15,233	409,946			0.00%	409,946
10.011 Conestoga Modernization	201,922		-17,110	184,812			0.00%	184,812
10.012 Cooper Mountain Modernization	301,740		-301,740	0			0.00%	0
10.013 Elmonica Modernization	530,331		83,051	613,382	532,423	100,673	16.41%	80,959
10.014 Errol Hassel Modernization	322,885		-11,568	311,317			0.00%	311,317
10.015 Findley Modernization	245,862		-8,808	237,054			0.00%	237,054
10.016 Fir Grove Modernization	409,178		46,168	455,346	163,711	65,737	14.44%	291,634
10.017 Five Oaks Modernization	278,119		-10,477	267,642			0.00%	267,642
10.018 FLEX/CTP Modernization	271,261		-49,140	222,121	26,115	26,115	11.76%	196,006
10.019 Greenway Modernization	334,886		-34,784	300,102	300,102	276,858	92.25%	0
10.020 Highland Park Modernization	473,183		25,044	498,227	233,779	76,405	15.34%	264,448
10.021 Hiteon Modernization	375,651		-13,458	362,193			0.00%	362,193
10.022 ISB Modernization	630,149		-53,405	576,744	460,206	371,236	64.37%	116,538
10.023 Jacob Wismer Modernization	298,692		-10,701	287,991			0.00%	287,991
10.024 Kinnaman Modernization	384,795		-13,786	371,009			0.00%	371,009
10.025 McKay Modernization	297,168		-67,268	229,900	229,900	206,637	89.88%	0
10.026 McKinley Modernization	713,204		973,935	1,687,139	577,189	68,953	4.09%	1,109,950
10.027 Meadow Park Modernization	659,104		-215,614	443,490	31,986		7.21%	411,504
10.028 Merlo Station Modernization	62,482		-21,362	41,120	41,120	40,768	99.14%	0
10.029 Montclair Modernization	222,495	50,000	176,932	449,427	449,427	436,453	97.11%	0
10.030 Mountain View Modernization	984,084		-981,757	2,327	2,327	2,327	100.00%	0
10.031 Nancy Ryles Modernization	251,958		-9,027	242,931			0.00%	242,931
10.032 Oak Hills Modernization	579,478		-579,478	0			0.00%	0
10.033 Raleigh Park Modernization	366,888		-16,566	350,322	135,135	128,760	36.75%	215,187
10.034 Ridgewood Modernization	282,691		-71,055	211,636	162,149	161,358	76.24%	49,487
10.035 Rock Creek	316,217		-12,356	303,861			0.00%	303,861
10.036 Scholls Heights	322,059		-11,538	310,521			0.00%	310,521
10.037 Sexton Mountain	230,623		-8,263	222,360			0.00%	222,360
10.038 Southridge	550,523		-21,947	528,576	222,359	222,359	42.07%	306,216
10.039 Springville	179,571		-6,434	173,137			0.00%	173,137
10.040 Stoller	233,417		-232,710	707			0.00%	707
10.041 Sunset Modernization	1,459,934		-53,333	1,406,601	1,013,293	336,610	23.93%	393,309
10.042 Terra Linda	264,784		-9,486	255,298	1,227	1,227	0.48%	254,072
10.043 West TV Modernization	236,211		-17,235	218,976	75,932	74,907	34.21%	143,044
10.044 Westview Modernization	1,208,484		-714,182	494,302	375,252	374,452	75.75%	119,050
10.045 Whitford Modernization	866,359		120,392	986,751	918,827	343,199	34.78%	67,924
10.046 Modernization Tech/AV	2,999,995		614,612	3,614,607	3,464,607	3,464,607	95.85%	150,000
10.047 Modernization Planning	100,000		-17,000	83,000	82,890	82,284	99.14%	110
10.048 Terra Nova OS Modernization	0	200,000	79,979	279,979	239,387	61,070	21.81%	40,592
11 Deferred Maintenance	120,000,000	0	-40,008,370	79,991,630	56,192,746	23,550,233		23,798,884
11.002 SRHS HVAC Upgrades	4,000,000		-3,050,492	949,508	785,474	665,628	70.10%	164,034
11.003 Sunset HS Track	2,000,000		317,109	2,317,109	2,317,109	2,317,109	100.00%	0
11.004 Mercury Gym Floor Replacements	2,000,000		-1,856,445	143,555	143,555	142,570	99.31%	0
11.005 Capital Center HVAC	4,000,000		1,601,517	5,601,517	5,399,703	5,353,058	95.56%	201,814
11.006 MS & SRHS Stage Improvements	20,000		4,165,000	4,185,000	3,776,666	284,527	6.80%	408,334
11.007 Landscape and Sitework Improvements	200,000		1,788,047	1,988,047	1,933,575	884,721	44.50%	54,472
11.008 Maintenance Repair Projects 22/23	1,000,000		-86,446	913,554	908,426	906,519	99.23%	5,128
11.009 ISB Boiler	135,000		-25,599	109,401	109,401	109,401	100.00%	0
11.010 Capital Center Paging	741,000		138,912	879,912	879,912	879,912	100.00%	0
11.012 SRHS Stadium Turf Replacement	1,000,000		299,846	1,299,846	1,116,485	1,113,584	85.67%	183,361
11.013 WHS Stadium Turf Replacement	1,000,000		1,949,303	2,949,303	2,937,409	2,937,409	99.60%	11,894
11.014 West TV HVAC	100,000		3,400,000	3,500,000	1,152,686	284,703	8.13%	2,347,314
11.015 Terra Linda Roof Replacement	2,000,000			2,000,000	446,295	339,942	17.00%	1,553,705
11.017 Aloha HS HVAC Upgrade	35,000		26,523,443	26,558,443	24,187,786	2,184,505	8.23%	2,370,657
11.018 Kinnaman Roof	25,000		1,545,000	1,570,000	143,901	58,841	3.75%	1,426,099
11.019 West TV Modular Roof	645,000		673,700	1,318,700	92,906	48,043	3.64%	1,225,794

**2022 Bond Financial Report
May 2025**

Project Name	Original Project Budget	Contingency Transfers	Other Budget Transfers	Current Budget (C+D+E)	Committed to Date	Paid to Date	Current Percent Paid (H/F)	Uncommitted Budget
11.020 Dishwasher Improvements	200,000			200,000	159,790	146,745	73.37%	40,210
11.022 Capital Center Café Roof	765,000			765,000	92,906	25,821	3.38%	672,094
11.023 Sexton Mountain ES Drainage	200,000			200,000	30,000	20,250	10.13%	170,000
11.024 Beaverton HS Stadium Turf	1,000,000			1,000,000	854,592	0	0.00%	145,408
11.025 Findley ES Kitchen Repairs	75,000		95,065	170,065	170,065	170,065	100.00%	0
11.026 2022 Bond Post Warranty	250,000			250,000			0.00%	250,000
11.027 Sunset HS HVAC	8,000,000			8,000,000			0.00%	8,000,000
11.040 Greenway ES HVAC	475,500			475,500	434,080	410,750	86.38%	41,420
11.042 Barnes ES / Errol Hassell Re-Pipe	400,000		45,000	445,000	441,356	440,774	99.05%	3,644
11.043 Paging Improvements	150,000		1,800,000	1,950,000	1,910,139	415,589	21.31%	39,861
11.044 Aloha HS Paging	443,746			443,746	367,469	87,363	19.69%	76,277
11.045 Aloha HS Stadium Turf	600,000			600,000	537,227		0.00%	62,773
11.046 Westview HS Fire Strobes	141,025			141,025	134,310		0.00%	6,715
11.501 5th St. South Catch Basin	11,000		-2,525	8,475	8,475	8,475	100.00%	0
11.502 Stoller Freezer	526,000		-229,034	296,966	296,966	296,966	100.00%	0
11.503 Southridge HS Gym Roof	962,500			962,500	215,655	53,863	5.60%	746,845
11.504 Beaverton HS Theater Sound System	93,750		-11,826	81,924	81,924	81,924	100.00%	0
11.505 Aloha HS Courtyard Lighting	17,600		-6,251	11,349	11,349	11,349	100.00%	0
11.506 Stage Rigging Repairs	60,750			60,750	35,680	21,380	35.19%	25,070
11.507 ISB Gym Stage Renovations	88,250		-13,750	74,500	74,500	74,500	100.00%	0
11.508 Springville ES A/V Replacement	78,950		-12,704	66,246	66,246	66,246	100.00%	0
11.509 ISB Hallway Floor Replacement	77,000		-24,333	52,667	52,667	52,667	100.00%	0
11.510 Hiteon Water Main Repair	88,000		-34,959	53,041	53,041	53,041	100.00%	0
11.511 Conestoga MS South Wall Stucco Replacement	33,800		-5,452	28,348	28,348	28,348	100.00%	0
11.512 Beaverton HS Baseball Stadium Re-seal	231,335			231,335	176,679		0.00%	54,656
11.513 ACMA OS / Aloha HS Stage Curtain Repairs	55,000		-6,975	48,025	48,025	48,025	100.00%	0
11.514 Whitford MS Stage Curtain Replacement	27,500		-8,675	18,825	18,825	18,825	100.00%	0
11.515 Aloha HS Concrete Pilaster Repair	35,939			35,939	32,672		0.00%	3,267
11.516 Aloha HS Wheelchair Lift	153,500			153,500	8,630		0.00%	144,870
11.800 Maintenance Repair Projects 23/24	2,000,000		-496,247	1,503,753	1,503,753	1,129,975	75.14%	0
11.801 Maintenance Repair Projects 24/25	2,000,000		476,140	2,476,140	1,974,687	1,335,419	53.93%	501,452
Uncategorized Deferred Maintenance	41,400			41,400	41,400	41,400	100.00%	0
Unallocated	81,816,455		-78,954,739	2,861,716				2,861,716
12 Security Upgrades	10,000,000	11,000,000	0	21,000,000	9,293,000	3,338,253		11,707,000
12.001 Security Assessment	200,000		411,206	611,206	511,206	401,454	65.68%	100,000
12.002 HS Card Readers	1,000,000		-648,852	351,148	351,148	312,388	88.96%	0
12.003 Security Trio: Cameras, Access Control, Intrusion	3,000,000	11,000,000	3,000,000	17,000,000	8,419,446	2,621,212	15.42%	8,580,554
12.005 Security Fencing	650,000			650,000	11,200	3,200	0.49%	638,800
12.006 Distributed Antenna System	3,000,000		-612,354	2,387,646	0		0.00%	2,387,646
Unallocated	2,150,000		-2,150,000	0				0
13 NS Upgrades	5,000,000	10,000,000	300,000	15,300,000	3,853,678	2,109,366		11,446,322
13.001 Beaver Acres ES Kitchen	750,000	10,000,000	1,750,000	12,500,000	1,540,231	328,491	2.63%	10,959,769
13.002 Bottle Fillers	1,360,000		300,000	1,660,000	1,520,401	1,392,075	83.86%	139,599
13.003 Greenway Kitchen Improvements	65,000		323,799	388,799	388,799	388,799	100.00%	0.00
13.004 Dishwasher Installations	523,000			523,000	404,248		0.00%	118,753
Unallocated	2,302,000		-2,073,799	228,201				228,201
14 Critical Equipment	7,000,000	3,900,000	0	10,900,000	3,294,471	3,192,668		7,605,529
14.001 CE - Copiers	1,500,000			1,500,000	597,333	595,317	39.69%	902,667
14.002 CE - Athletic Director	1,000,000			1,000,000	438,023	338,730	33.87%	561,977
14.003 CE - Band Equipment	2,500,000			2,500,000	1,533,732	1,533,732	61.35%	966,268
14.004 CE - Maint Equipment	1,000,000			1,000,000	508,344	507,850	50.78%	491,656
14.005 CE - Furniture	1,000,000			1,000,000	217,040	217,040	21.70%	782,960
14.006 CE - Curriculum		3,900,000		3,900,000			0.00%	3,900,000
15 Management & OH	50,000,000	0	-736,898	49,263,102	19,173,127	19,079,208		30,089,975
15.001 Year 1 - 22/23 Bond Program Management	5,731,850			5,731,850	5,731,850	5,731,850	100.00%	

**2022 Bond Financial Report
May 2025**

Project Name		Original Project Budget	Contingency Transfers	Other Budget Transfers	Current Budget (C+D+E)	Committed to Date	Paid to Date	Current Percent Paid (H/F)	Uncommitted Budget
	15.002 Year 2 - 23/24 Bond Program Management	7,000,000		4,102,104	11,102,104	11,102,104	11,085,754	99.85%	0
	15.003 Year 3 - 24/25 Bond Program Management	8,107,965			8,107,965	2,339,173	2,261,604	27.89%	5,768,792
	15.004 Year 4 - 25/26 Bond Program Management	6,750,000			6,750,000			0.00%	6,750,000
	Unallocated	22,410,185		-4,839,002	17,571,183				17,571,183
16	Bus Replacements	10,000,000	0	0	10,000,000	7,000,000	5,358,861		3,000,000
	16 Bus Replacements	10,000,000			10,000,000	7,000,000	5,358,861	53.59%	3,000,000
17	Technology	44,000,000	0	0	44,000,000	21,292,428	21,292,012		22,707,572
	17 Technology	44,000,000			44,000,000	21,292,428	21,292,012	48.39%	22,707,572
18	SPED Upgrades	2,000,000	0	-640,292	1,359,708	645,181	447,624		714,527
	18.001 Rock Creek ISC Modifications	90,000		207,226	297,226	233,795	98,418	33.11%	63,431
	18.002 Capital Center SPED Upgrades	200,000		-200,000	0			0.00%	0
	18.003 Seclusion Rooms	50,000		770,299	820,299	411,385	349,206	42.57%	408,914
	Unallocated	1,660,000		-1,417,817	242,183				242,183
19	Kinder Upgrades	1,000,000	0	0	1,000,000				1,000,000
	19 Kinder Upgrades	1,000,000			1,000,000			0.00%	1,000,000
20	Contingency	43,000,000	4,204,126	135,196	47,339,322				47,339,322
Grand Totals		742,821,753	47,981,563	178,515	792,092,194	551,234,892	288,923,872	36.48%	240,857,302

Key: Change was made to budget.
 Project is complete.
 Correction to previous report.
 Will no longer show on this report

Contingency Transfers

Starting Balance \$ 43,000,000.00
 Current Balance \$ 47,339,322.64

Budget Change No.	Date	From	To	Purpose	Amount
46	5/31/2025	2022 Bond Contingency	Critical Equipment	14.006 CE - Curriculum	-\$3,900,000.00
45	5/31/2025	06 Office Relocations	06 Office Relocations	06.003 Cooper Mountain Office Relocation	-\$250,000.00
44	5/28/2025	Bond Premium	2022 Bond Contingency	Bond Sale Proceeds	\$8,756,125.90
43	4/30/2025	06.001 Aloha HS Office Relocation	2022 Bond Contingency	Project Savings	\$32,563.70
42	4/17/2025	2022 Bond Contingency	School Modernizations	10.048 Terra Nova OS Modernization	-\$200,000.00
41	3/31/2025		2022 Bond Contingency	Interest Earned	\$3,512,483.86
40	1/30/2025	2022 Bond Contingency	02 Raleigh Hills Replacement	02.002 Raleigh Hills ES Temp Relocation - Greenway Portables	-\$12,124.46
39	12/31/2024		2022 Bond Contingency	Interest Earned	\$1,245,717.50
38	12/23/2024	2022 Bond Contingency	07 Athletic Facilities	07.001 Athletic Facilities: Westview HS Bathroom and Concessions	-\$100,000.00
37	12/10/2024	2022 Bond Contingency	13.001 Beaver Acres ES Kitchen	Fall 2024 Budget Update	-\$10,000,000.00
36	12/10/2024	2022 Bond Contingency	12.003 Security Trio: Cameras, Access Control, Intrusion	Fall 2024 Budget Update	-\$11,000,000.00
35	12/10/2024	2022 Bond Contingency	08.005 Outdoor Learning: Capital Center	Fall 2024 Budget Update	-\$2,000,000.00
34	12/10/2024	2022 Bond Contingency	04.004 Westview HS SB/BB Artificial Turf	Fall 2024 Budget Update	-\$2,000,000.00
33	12/10/2024	2022 Bond Contingency	04.003 Aloha HS SB/BB Artificial Turf	Fall 2024 Budget Update	-\$7,000,000.00

Budget Change No.	Date	From	To	Purpose	Amount
32	12/10/2024	2022 Bond Contingency	03 Allen Transportation Replacement	Fall 2024 Budget Update	-\$2,900,000.00
31	12/2/2024	2022 Bond Contingency	05 Classroom Additions	05.002 Oak Hills ES Classroom Addition	-\$675,000.00
30	10/10/2024	2022 Bond Contingency	02 Raleigh Hills Replacement	02.002 Raleigh Hills ES Temp Relocation - Greenway Portables	-\$46,247.00
29	9/30/2024		2022 Bond Contingency	Interest Earned	\$5,611,177.41
28	9/18/2024	2022 Bond Contingency	09 Seismic	9.001 Five Oaks MS Seismic	-\$295,030.30
27	8/30/2024	2022 Bond Contingency	02 Raleigh Hills Replacement	02.002 Raleigh Hills ES Temp Relocation - Greenway Portables	-\$40,000.00
26	6/30/2024	ETO Incentive Checks	2022 Bond Contingency	06.001 Aloha HS Office Relocation	\$17,098.11
25	6/30/2024	SB1149 Reimbursement	2022 Bond Contingency	11.009 ISB Boiler	\$22,297.80
24	6/30/2024	SB1149 Reimbursement	2022 Bond Contingency	9.001 Five Oaks MS Seismic	\$153,832.75
23	6/30/2024	2022 Bond Contingency	06 Office Relocations	06.002 Westview HS Office Relocation	-\$200,000.00
22	6/30/2024		2022 Bond Contingency	Interest Earned - Q2 2024	\$2,342,598.07
21	4/23/2024	2022 Bond Contingency	07 Athletic Facilities	07.001 WHS Bathroom and Concessions	-\$422,406.00
20	3/31/2024		2022 Bond Contingency	Interest Earned - Q1 2024	\$1,888,083.47
19	2/27/2024	2022 Bond Contingency	04 Physical Education and Athletics	04.002 Southridge HS SB/BB Artificial Turf	-\$1,700,000.00
18	2/23/2024	2022 Bond Contingency	10 School Modernization	10.029 Montclair Modernization	-\$50,000.00
17	2/8/2024	2022 Bond Contingency	02 Raleigh Hills Replacement	02.002 Raleigh Hills Temporary Relocation	-\$1,000,000.00
16	1/31/2024	ETO Incentive Checks	2022 Bond Contingency	ISB Boiler	\$6,493.50
15	1/31/2024	ETO Incentive Checks	2022 Bond Contingency	Uncategorized Deferred Maintenance	\$5,195.00

Budget Change No.	Date	From	To	Purpose	Amount
14	1/31/2024	ETO Incentive Checks	2022 Bond Contingency	Uncategorized Deferred Maintenance	\$12,000.00
13	12/31/2023	ETO Incentive Checks	2022 Bond Contingency	9.001 Five Oaks MS Seismic - Roof Insulation	\$141,197.55
12	12/31/2023		2022 Bond Contingency	Interest Earned - Q4 2023	\$2,523,003.42
11	11/30/2023	05.001 Sato Classroom Addition	2022 Bond Contingency	Project Savings	\$135,196.00
10	9/30/2023		2022 Bond Contingency	Interest Earned	\$1,686,006.36
9	6/30/2023		2022 Bond Contingency	Interest Earned	\$2,051,052.00
8	5/31/2023		2022 Bond Contingency	Interest Earned	\$378,729.00

Key: Change was made to budget.
 Project is complete.
 Correction to previous report.
 Will no longer show on this report

Other Budget Transfers

Budget Change No.	Date	From Master Project	Subproject	To Master Project	Subproject	Amount
149	5/30/2025	SPED Upgrades	Unallocated	SPED Upgrades	18.003 Seclusion Rooms	\$300,000.00
148	5/21/2025	Deferred Maintenance	11.514 Whitford MS Stage Curtain Replacement (Project Complete)	Deferred Maintenance	Unallocated	\$8,675.00
147	5/21/2025	Deferred Maintenance	11.513 ACMA OS / Aloha HS Stage Curtain Repairs (Project Complete)	Deferred Maintenance	Unallocated	\$6,975.00
146	5/19/2025	School Modernizations	10.018 FLEX/CTP Modernization	School Modernizations	10.004 Beaver Acres Modernization	\$25,000.00
145	5/14/2025	SPED Upgrades	Unallocated	SPED Upgrades	18.003 Seclusion Rooms	\$100,000.00
144	5/9/2025	Deferred Maintenance	Unallocated	Deferred Maintenance	11.006 MS & SRHS Stage Improvements	\$665,000.00
143	4/30/2025	Security Upgrades	Unallocated	Security Upgrades	12.006 Distributed Antenna System	\$2,387,646.00
142	4/30/2025	Deferred Maintenance	11.800 Maintenance Repair Projects 23/24 (Project Savings)	Deferred Maintenance	11.801 Maintenance Repair Projects 24/25	\$496,247.29
141	4/30/2025	Deferred Maintenance	Unallocated	Deferred Maintenance	11.516 Aloha HS Wheelchair Lift	\$153,500.00
140	4/30/2025	Deferred Maintenance	Unallocated	Deferred Maintenance	11.046 Westview HS Fire Strobes	\$141,025.00
139	4/30/2025	Deferred Maintenance	Unallocated	Deferred Maintenance	11.019 West TV ES Modular Roof	\$673,700.00
138	4/24/2025	Deferred Maintenance	11.002 Southridge HS HVAC Upgrades (Project Savings)	Deferred Maintenance	Unallocated	\$1,000,000.00
137	4/23/2025	Deferred Maintenance	Unallocated	Deferred Maintenance	11.007 Landscape & Sitework Improvements	\$759,875.00
136	4/11/2025	Deferred Maintenance	11.508 Springville ES A/V Replacement (Project Complete)	Deferred Maintenance	Unallocated	\$12,704.00
135	4/11/2025	Deferred Maintenance	11.502 Stoller MS Freezer (Project Complete)	Deferred Maintenance	Unallocated	\$229,033.66
134	4/11/2025	Deferred Maintenance	11.003 Sunset HS Track (Project Complete)	Deferred Maintenance	Unallocated	\$138,531.00
133	4/11/2025	Outdoor Learning	08.001 Outdoor Learning: Springville ES (Project Complete)	Outdoor Learning	Unallocated	\$134,625.00
132	4/10/2025	Deferred Maintenance	11.025 Findley ES Kitchen Repairs (Project Complete)	Deferred Maintenance	Unallocated	\$29,935.00
131	3/31/2025	Deferred Maintenance	Unallocated	Seismic Upgrades	9.002 Mountain View Seismic	\$838,796.00
130	3/31/2025	Deferred Maintenance	Unallocated	Deferred Maintenance	11.017 Aloha HS HVAC Upgrades	\$4,753,443.00

Budget Change No.	Date	From Master Project	Subproject	To Master Project	Subproject	Amount
129	3/31/2025	SPED Upgrades	Unallocated	SPED Upgrades	18.001 Rock Creek ES ISC Modifications	\$99,097.00
128	3/20/2025	SPED Upgrades	Unallocated	School Modernizations	10.045 Whitford MS Modernization	\$123,000.00
127	3/20/2025	Deferred Maintenance	Unallocated	Deferred Maintenance	11.007 Landscape and Sitework Improvements	\$228,172.00
126	3/17/2025	School Modernizations	10.022 ISB Modernization	School Modernizations	10.016 Fir Grove Modernization	\$22,020.00
125	3/17/2025	School Modernizations	10.046 Modernization Tech/AV	School Modernizations	10.005 Bethany Modernization	\$34,127.34
124	3/17/2025	School Modernizations	10.034 Ridgewood Modernization	School Modernizations	10.020 Highland Park Modernization	\$60,413.85
123	3/17/2025	School Modernizations	10.029 Montclair Modernization	School Modernizations	10.005 Bethany Modernization	\$23,128.99
122	3/17/2025	School Modernizations	10.028 Merlo Station Modernization	School Modernizations	10.005 Bethany Modernization	\$21,362.31
121	3/17/2025	School Modernizations	10.025 McKay Modernization	School Modernizations	10.013 Elmonica Modernization	\$67,267.56
120	3/17/2025	School Modernizations	10.019 Greenway Modernization	School Modernizations	10.013 Elmonica Modernization	\$34,783.62
119	3/17/2025	School Modernizations	10.008 Cedar Mill Modernization	School Modernizations	10.020 Highland Park Modernization	\$13,221.33
118	3/13/2025	Security Upgrades	12.002 HS Card Readers (Project Complete)	Security Upgrades	Unallocated	\$648,852.00
117	3/13/2025	Security Upgrades	Unallocated	Security Upgrades	12.001 Security Assessment	\$200,000.00
116	3/6/2025	School Modernizations	10.016 Fir Grove Modernization	School Modernizations	10.003 Barnes Modernization	\$4,339.00
115	3/6/2025	School Modernizations	10.043 West TV Modernization	School Modernizations	10.003 Barnes Modernization	\$7,735.00
114	2/28/2025	Deferred Maintenance	Unallocated	Deferred Maintenance	11.044 Aloha HS Paging	\$443,746.00
113	2/27/2025	Deferred Maintenance	11.511 Conestoga MS South Wall Stucco Replacement (Project Complete)	Deferred Maintenance	Unallocated	\$5,452.00
112		02 Raleigh Hills Replacem	02.001 Raleigh Hills ES Replacement	02 Raleigh Hills Replacement	02.002 Raleigh Hills ES Temp Relocation - Greenway Portables	\$11,991.78
111		Deferred Maintenance	Unallocated	Deferred Maintenance	11.042 Barnes ES / Errol Hassell ES Re-Pipe	\$7,000.00
110		School Modernizations	10.045 Modernization Tech/AV	School Modernizations	10.047 Modernization Planning	\$1,000.00
109	2/19/2025	Deferred Maintenance	Unallocated	Deferred Maintenance	11.027 Sunset HS HVAC	\$8,000,000.00
108	2/14/2025	School Modernizations	10.030 Mountain View MS Modernization	09 Seismic Upgrades	09.002 Mountain View MS Seismic	\$137,159.75
107	2/12/2025	N/A	SB1149	Deferred Maintenance	11.005 Capital Center HVAC	\$318,420.00
106	1/30/2025	N/A	Energy Trust of Oregon	09 Seismic Upgrades	09.002 Mountain View MS Seismic	\$4,650.00

Budget Change No.	Date	From Master Project	Subproject	To Master Project	Subproject	Amount
105	1/30/2025	Deferred Maintenance	11.010 Capital Center OS Paging	Deferred Maintenance	11.005 Capital Center HVAC	\$35,088.00
104	1/30/2025	School Modernizations	10.027 Meadow Park MS Modernization	09 Seismic Upgrades	09.003 Meadow Park Seismic	\$192,000.00
103	1/31/2025	Deferred Maintenance	Unallocated	09 Seismic Upgrades	09.003 Meadow Park Seismic	\$18,908,000.00
102	1/22/2025	Deferred Maintenance	Unallocated	Deferred Maintenance	11.042 Barnes ES / Errol Hassell ES Re-Pipe	\$38,000.00
101	1/14/2025	Deferred Maintenance	Unallocated	Athletic Facilities	7.001 Westview HS Bathroom and Concessions	\$100,000.00
100	1/8/2025	School Modernizations	10.012 Cooper Mountain Modernization	Office Relocations	06.003 Cooper Mtn. Office Relocation	\$290,930.00
99	12/31/2024	Deferred Maintenance	Unallocated	Deferred Maintenance	11.005 Capital Center HVAC	\$70,000.00
98	12/23/2024	Deferred Maintenance	Unallocated	Office Relocations	06.002 Westview HS Office Relocation	\$100,000.00
97	12/6/2024	Deferred Maintenance	Unallocated	Deferred Maintenance	11.004 Mercury Gym Floor Replacements	\$7,610.00
96	12/6/2024	Deferred Maintenance	11.013 Westview HS Stadium Turf Replacement	Athletic Facilities	7.001 Westview HS Bathroom and Concessions	\$51,117.93
95	11/21/2024	SPED Upgrades	Unallocated	SPED Upgrades	18.001 Rock Creek ES ISC Modifications	\$151,000.00
94	11/18/2024	Deferred Maintenance	Unallocated	Deferred Maintenance	11.513 ACMA OS / Aloha HS Stage Curtain Repairs	\$55,000.00
93	11/18/2024	Deferred Maintenance	Unallocated	Deferred Maintenance	11.512 Beaverton HS Baseball Stadium Re-Seal	\$231,335.00
92	11/14/2024	Deferred Maintenance	Unallocated	Deferred Maintenance	11.043 Paging Improvements	\$1,800,000.00
91	11/13/2024	Deferred Maintenance	Unallocated	Deferred Maintenance	11.043 Paging Improvements	\$150,000.00
90	11/13/2024	Security Upgrades	12.004 Paging Improvements	Security Upgrades	Unallocated	\$150,000.00
89	11/8/2024	Deferred Maintenance	11.510 Hiteon Water Main Repair (Project Complete)	Deferred Maintenance	Unallocated	\$34,959.00
88	11/8/2024	Deferred Maintenance	11.509 ISB Hallway Floor Replacement (Project Complete)	Deferred Maintenance	Unallocated	\$24,333.00
87	11/8/2024	Deferred Maintenance	11.010 Capital Center OS Paging	Deferred Maintenance	11.005 Capital Center HVAC	\$51,000.00
86	11/8/2024	SPED Upgrades	Unallocated	SPED Upgrades	18.003 Seclusion Rooms	\$150,000.00
85	11/5/2024	Deferred Maintenance	Unallocated	Deferred Maintenance	11.005 Capital Center HVAC	\$245,717.00
84	11/7/2024	Deferred Maintenance	Unallocated	Deferred Maintenance	11.042 Barnes ES / Errol Hassell ES Re-Pipe	\$400,000.00
83	11/4/2024	Deferred Maintenance	Unallocated	Deferred Maintenance	11.040 Greenway ES HVAC	\$475,500.00
82	11/1/2024	School Modernizations	10.018 Flex/CTP Modernization	School Modernizations	10.016 Fir Grove Modernization	\$11,000.00

Budget Change No.	Date	From Master Project	Subproject	To Master Project	Subproject	Amount
81	11/1/2024	School Modernizations	10.020 Highland Park Modernization	School Modernizations	10.016 Fir Grove Modernization	\$23,000.00
80	10/31/2024	Deferred Maintenance	Unallocated	Deferred Maintenance	11.014 West Tualatin View ES HVAC	\$3,400,000.00
79	10/28/2024	Deferred Maintenance	Unallocated	Deferred Maintenance	11.013 Westview HS Stadium Turf Replacement	\$759,186.19
78	10/28/2024	Deferred Maintenance	Unallocated	Deferred Maintenance	11.005 Capital Center HVAC	\$28,000.00
77	10/23/2024	Nutrition Services	13.003 Greenway Kitchen Improvements (Project Complete)	Nutrition Services	Unallocated	\$387,283.81
76	10/21/2024	Deferred Maintenance	Unallocated	Athletic Facilities	07.001 Westview HS Bathroom and Concessions	\$42,000.00
75	10/16/2024	SPED Upgrades	Unallocated	Deferred Maintenance	11.005 Capital Center HVAC	\$25,276.00
74	10/16/2024	Deferred Maintenance	Unallocated	Athletic Facilities	7.001 Westview HS Bathroom and Concessions	\$28,600.00
73	10/14/2024	Deferred Maintenance	Unallocated	Seismic Upgrades	09.001 Five Oaks Seismic	\$229,969.70
72	10/14/2024	Nutrition Services	Unallocated	Nutrition Services	13.001 Beaver Acres ES Kitchen	\$1,750,000.00
71	9/23/2024	Outdoor Learning	8.004 Outdoor Learning: McKinley ES	School Modernization	10.026 McKinley ES Modernization	\$1,000,000.00
70	9/20/2024	Deferred Maintenance	Unallocated	Nutrition Services	13.002 Bottle Fillers	\$300,000.00
69	9/19/2024	Deferred Maintenance	11.507 ISB OS Gym Stage Renovations (Project Complete)	Deferred Maintenance	Unallocated	\$13,750.00
68	9/19/2024	Deferred Maintenance	Unallocated	Deferred Maintenance	11.026 2022 Bond Post Warranty	\$250,000.00
67	9/19/2024	School Modernization	10.047 Modernization Planning	School Modernization	10.048 Terra Nova OS Modernization	\$20,000.00
66	9/19/2024	School Modernization	10.046 Modernization Tech/AV	School Modernization	10.048 Terra Nova OS Modernization	\$59,979.05
65	9/19/2024	Deferred Maintenance	Unallocated	Deferred Maintenance	11.511 Conestoga MS South Wall Stucco Replacement	\$33,800.00
64	9/19/2024	Deferred Maintenance	Unallocated	Deferred Maintenance	11.508 Springville ES A/V Replacement	\$78,950.00
63	9/13/2024	Deferred Maintenance	11.002 Southridge HS HVAC	Deferred Maintenance	Unallocated	\$2,543,191.15
62	9/10/2024	Deferred Maintenance	11.004 Mercury Gym Floor Replacements	Deferred Maintenance	Unallocated	\$948,055.06
61	9/10/2024	School Modernization	10.008 Cedar Mill Modernization	School Modernization	10.029 Montclair Modernization	\$13,574.00
60	8/30/2024	SPED Upgrades	Unallocated	Deferred Maintenance	11.005 Capital Center HVAC	\$342,016.00
59	8/30/2024	Deferred Maintenance	11.002 Southridge HS HVAC	Deferred Maintenance	Unallocated	\$4,507,301.04
58	8/30/2024	Deferred Maintenance	Unallocated	Deferred Maintenance	11.801 Maintenance Repair Projects 24/25	\$2,000,000.00

Budget Change No.	Date	From Master Project	Subproject	To Master Project	Subproject	Amount
57	8/30/2024	Security Upgrades	Unallocated	Security Upgrades	12.006 Distributed Antenna System	\$3,000,000.00
56	8/22/2024	School Modernization	10.008 Cedar Mill Modernization	School Modernization	10.029 Montclair Modernization	\$16,000.00
55	8/2/2024	Management and Overhead	Unallocated	02 Raleigh Hills Replacement	02.001 Raleigh Hills ES Replacement	\$106,898.00
54	7/9/2024	School Modernization	10.008 Cedar Mill Modernization	School Modernization	10.029 Montclair Modernization	\$21,000.00
53	7/3/2024	Deferred Maintenance	Unallocated	Deferred Maintenance	11.019 West TV ES Modular Roof	\$645,000.00
52	7/3/2024	Deferred Maintenance	Unallocated	Deferred Maintenance	11.018 Kinnaman ES Roof	\$1,545,000.00
51	6/30/2024	Deferred Maintenance	Unallocated	Deferred Maintenance	11.013 Westview HS Stadium Turf Replacement	\$100,000.00
50	6/30/2024	School Modernization	10.044 Westview HS Modernization	Office Relocations	06.002 Westview HS Office Relocation	\$135,000.00
49	6/30/2024	Deferred Maintenance	Unallocated	Deferred Maintenance	11.013 WHS Stadium Turf Replacement	\$531,190.00
48	6/25/2024	Security Upgrades	Unallocated	Security Upgrades	12.001 Security Assessment	\$79,750.00
47	6/24/2024	Deferred Maintenance	11.013 WHS Stadium Turf Replacement	Athletic Facilities	07.001 WHS Bathroom and Concessions	\$217,682.00
46	5/31/2024	SPED Upgrades	Unallocated	SPED Upgrades	18.003 Seclusion Rooms	\$220,299.00
45	5/23/2024	Deferred Maintenance	Unallocated	Deferred Maintenance	11.510 Hiteon Water Main Repair	\$88,000.00
44	5/14/2024	Deferred Maintenance	Unallocated	Deferred Maintenance	11.007 Landscape & Sitework Improvements	\$800,000.00
43	5/14/2024	Deferred Maintenance	Unallocated	Deferred Maintenance	11.025 Findley ES Kitchen Repairs	\$125,000.00
42	5/9/2024	Security Upgrades	Unallocated	Security Upgrades	12.001 Security Assessment	\$74,455.69
41	5/7/2024	Management and Overhead		Beaverton HS Rebuild	01 Beaverton HS Rebuild	\$630,000.00
40	4/25/2024	SPED Upgrades	Unallocated	SPED Upgrades	18.003 Seclusion Rooms	\$50,000.00
39	4/25/2024	Deferred Maintenance	Unallocated	Deferred Maintenance	11.509 ISB Hallway Floor Replacement	\$77,000.00
38	4/19/2024	Deferred Maintenance	Unallocated	Athletic Facilities	07.001 WHS Bathroom and Concessions	\$499,167.00
37	4/18/2024	Deferred Maintenance	Unallocated	Deferred Maintenance	11.013 WHS Stadium Turf Replacement	\$424,369.53
36	4/17/2024	SPED Upgrades	Unallocated	Deferred Maintenance	11.005 Capital Center HVAC	\$150,000.00
35	4/11/2024	School Modernization	10.032 Oak Hills Modernization	Additional Classrooms	5.002 Oak Hills Classroom Addition	\$558,717.00
34	4/5/2024	Deferred Maintenance	Unallocated	Deferred Maintenance	11.017 Aloha HS HVAC Upgrade	\$20,560,000.00

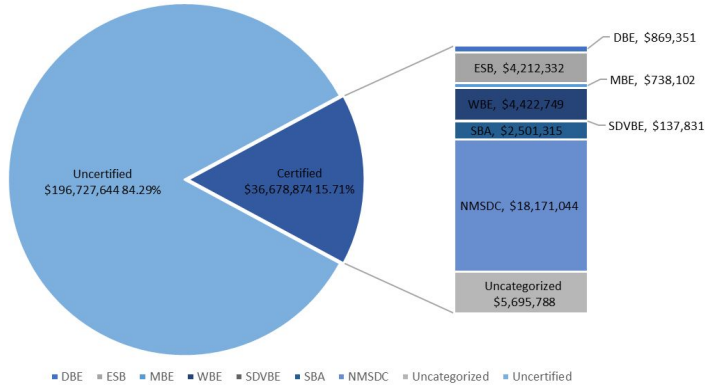
Budget Change No.	Date	From Master Project	Subproject	To Master Project	Subproject	Amount
33	3/31/2024	School Modernization	10.013 Elmonica Modernization	School Modernizations	10.016 Fir Grove Modernization	\$2,256.86
32	3/28/2024	Deferred Maintenance	Unallocated	Deferred Maintenance	11.006 MS & SRHS Stage Improvements	\$3,500,000.00
31	3/7/2024	Security Upgrades	Unallocated	Security Upgrades	12.001 Security Assessment	\$57,000.00
30	3/6/2024	School Modernization	10.044 Westview HS Modernization	Office Relocations	6.002 Westview HS Office Relocation	\$130,670.00
29	3/6/2024	Deferred Maintenance	Unallocated	Deferred Maintenance	11.013 WHS Stadium Turf Replacement	\$380,630.47
28	3/6/2024	Deferred Maintenance	Unallocated	Deferred Maintenance	11.010 Capital Center Paging	\$225,000.00
27	3/6/2024	Deferred Maintenance	Unallocated	Deferred Maintenance	11.012 Southridge HS Stadium Turf Replacement	\$299,846.00
26	2/22/2024	Deferred Maintenance	Unallocated	Deferred Maintenance	11.017 Aloha HS HVAC Upgrade	\$1,210,000.00
25	2/14/2024	School Modernization	10.013 Elmonica Modernization	School Modernizations	10.016 Fir Grove Modernization	\$3,492.50
24	1/31/2024	SPED Upgrades	18.001 Rock Creek ISC Modifications (Project Complete)	SPED Upgrades	N/A	\$42,871.00
23	1/31/2024	Deferred Maintenance	11.501 5th Street South Catch Basin (Project Complete)	Deferred Maintenance	Unallocated	\$2,525.00
22	1/26/2024	Deferred Maintenance	Unallocated	Athletic Facilities	07.001 WHS Bathroom and Concessions	\$175,750.00
21	1/19/2024	School Modernization	10.043 West TV Modernization	School Modernizations	10.003 Barnes Modernization	\$9,500.00
20	1/19/2024	School Modernization	10.016 Fir Grove Modernization	School Modernizations	10.003 Barnes Modernization	\$5,000.00
19	1/16/2024	Additional Classrooms	5.003 Stoller Gym & Added Classrooms	School Modernizations	10.040 Stoller Modernization	\$14,000.00
18	1/16/2024	School Modernization	Various	School Modernizations	10.046 Modernization Tech/AV	\$81,113.30
17	1/5/2024	School Modernization	10.008 Cedar Mill Modernization	School Modernizations	10.029 Montclair Modernization	\$150,000.00
16	12/31/2023	School Modernization	10.044 Westview HS Modernization	Office Relocations	6.002 Westview HS Office Relocation	\$400,000.00
15	11/20/2023	Physical Education & Athletics	N/A	Physical Education & Athletics	04.002 Southridge HS SB/BB Artificial Turf	\$1,500,000.00
14	10/15/2023	Deferred Maintenance	11.009 ISB Boiler (Project Complete)	Deferred Maintenance	Unallocated	\$25,599.00
13	9/30/2023	Athletic Facilities	07.001 WHS Bathroom and Concessions	Deferred Maintenance	11.013 WHS Stadium Turf Replacement	\$1,000,000.00
12	8/30/2023	Deferred Maintenance	Unallocated	Seismic	9.002 Mountain View Seismic	\$9,853,000.00
11	8/10/2023	School Modernizations	10.030 Mountain View Modernization	Seismic	9.002 Mountain View Seismic	\$808,827.00
10	7/31/2023	School Modernizations	10.040 Stoller Modernization	Additional Classrooms	5.003 Stoller Gym & Added Classrooms	\$225,054.00

Budget Change No.	Date	From Master Project	Subproject	To Master Project	Subproject	Amount
9	6/30/2023	School Modernizations	Reallocation of Modernization funds	School Modernizations	10.046 Modernization Tech/AV	\$630,605.00

Equity Report

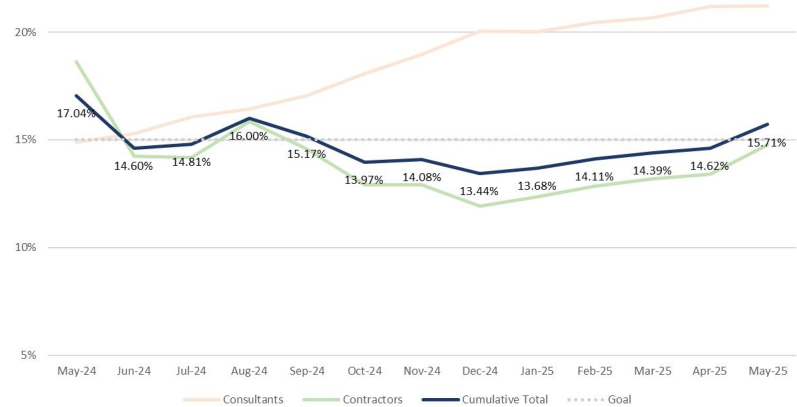
Equity Certification Types Total Bond Expenditures

*Excludes expenses for overhead, critical equipment, permit fees, technology equipment.
**Uncategorized includes certified expenditures through January 31, 2024.



Cumulative Equity Report

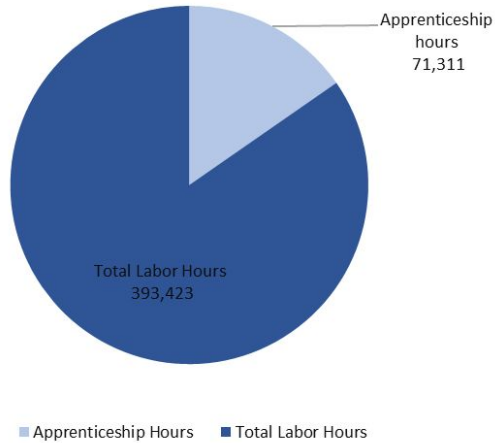
*Program-wide percentage of certified consultants and contractors.
**Prior to January 2024, data was based off contract values; beginning January 2024, data is actuals paid.



Excludes expenses for overhead, critical equipment, technology equipment and permit fees.

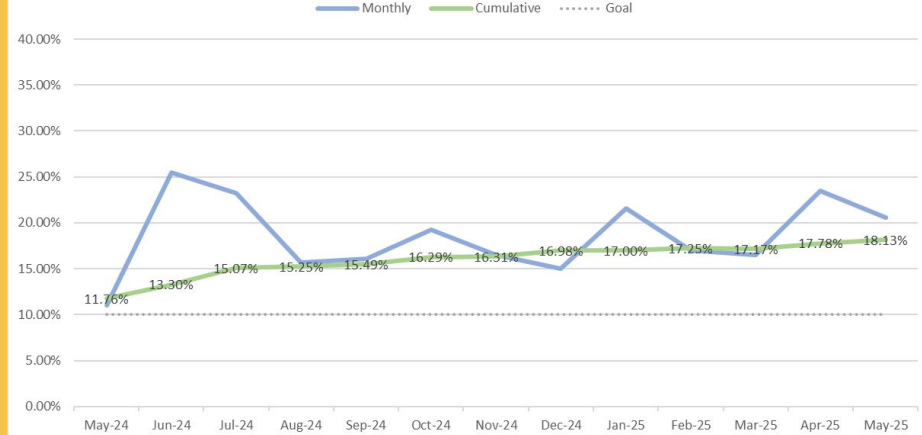
Apprenticeship

Certified Payroll Cumulative Hours



Apprenticeship Hours

*Based on contracts greater than \$200K.



*Percentage of hours worked by apprentices on contracts greater than \$200k.
This graph reflects updated values based on information received for prior months.

Contact: Aaron Boyle, Administrator for Facilities Development

Email: aaron_boyle@beaverton.k12.or.us

Phone: 503-356-4364
