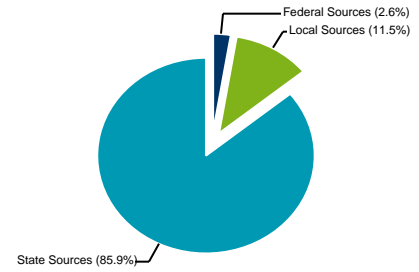


Consolidated Financial Statement
Sources and Uses of Funds - General Fund
Minnesota Department of Education
Two Year Period Ending June 30, 2024

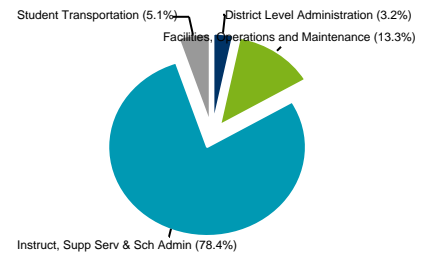
FOLEY PUBLIC SCHOOL DISTRICT #0051-01

	Actual 22-23	% of Total 22-23	Actual 23-24	% of Total 23-24
Sources of Funds:				
Local Sources:				
Property Taxes	\$1,942,630	8.0%	\$1,777,348	7.0%
All Other Local	<u>\$1,159,280</u>	4.8%	<u>\$1,127,850</u>	4.5%
Total Local Sources	\$3,101,910	12.7%	\$2,905,197	11.5%
State Sources:				
General Education Aid	\$16,035,076	65.7%	\$16,831,758	66.6%
Special Education Aid	\$2,920,669	12.0%	\$3,832,453	15.2%
All Other State Aid	<u>\$777,214</u>	3.2%	<u>\$1,015,970</u>	4.0%
Total State Sources	\$19,732,959	80.9%	\$21,680,181	85.8%
Federal Sources:				
Federal Sources	\$1,556,307	6.4%	\$668,763	2.6%
Total Sources of Funds:	<u>\$24,391,176</u>	100.0%	<u>\$25,254,141</u>	100.0%
Uses of Funds:				
Instruction:				
Salaries	\$10,641,442	43.6%	\$11,319,683	43.3%
Benefits and Payroll Taxes	\$3,918,652	16.1%	\$4,271,714	16.3%
All Other	<u>\$1,095,663</u>	4.5%	<u>\$1,426,005</u>	5.5%
Total Instruction	\$15,655,757	64.2%	\$17,017,401	65.1%
Instructional and Pupil Support Services:				
Salaries	\$1,215,674	5.0%	\$1,377,996	5.3%
Benefits and Payroll Taxes	\$339,092	1.4%	\$404,806	1.5%
All Other	<u>\$978,959</u>	4.0%	<u>\$752,578</u>	2.9%
Total Instructional and Pupil Support Services	\$2,533,725	10.4%	\$2,535,380	9.7%
School Level Administration:				
Salaries	\$662,048	2.7%	\$644,269	2.5%
Benefits and Payroll Taxes	\$248,447	1.0%	\$284,002	1.1%
All Other	<u>\$13,287</u>	.1%	<u>\$12,008</u>	.0%
Total School Level Administration	\$923,783	3.8%	\$940,278	3.6%
Facilities, Operations and Maintenance:				
Salaries	\$642,675	2.6%	\$745,678	2.9%
Benefits and Payroll Taxes	\$216,130	.9%	\$245,274	.9%
All Other	<u>\$2,030,512</u>	8.3%	<u>\$2,476,579</u>	9.5%
Total Facilities, Operations and Maintenance	\$2,889,317	11.8%	\$3,467,532	13.3%
Subtotal School Level Education Services:	\$22,002,582	90.2%	\$23,960,590	91.7%
Student Transportation:				
Salaries	\$646,851	2.7%	\$711,589	2.7%
Benefits and Payroll Taxes	\$174,159	.7%	\$188,991	.7%
All Other	<u>\$568,846</u>	2.3%	<u>\$426,432</u>	1.6%
Total Student Transportation	\$1,389,856	5.7%	\$1,327,012	5.1%
District Level Administration:				
Salaries	\$540,330	2.2%	\$418,641	1.6%
Benefits and Payroll Taxes	\$154,746	.6%	\$28,167	.1%
All Other	<u>\$315,100</u>	1.3%	<u>\$394,313</u>	1.5%
Total District Level Administration	\$1,010,176	4.1%	\$841,121	3.2%

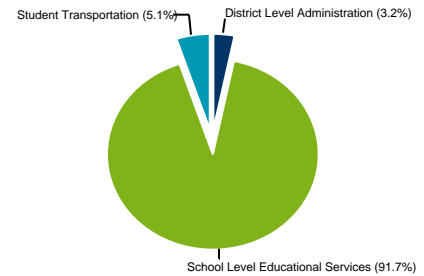
Sources of General Funds



Uses of General Funds by Function/Activity



Uses of General Funds - School Level vs District Level



Uses of General Funds - Employee Compensation vs All Other



Consolidated Financial Statement
Sources and Uses of Funds - General Fund
Minnesota Department of Education
Two Year Period Ending June 30, 2024

FOLEY PUBLIC SCHOOL DISTRICT #0051-01

Actual	% of Total	Actual	% of Total
22-23	22-23	23-24	23-24

Total Uses of Funds:

	<u>\$24,402,614</u>	100.0%	<u>\$26,128,723</u>	100.0%
--	---------------------	--------	---------------------	--------

Additional:

Sources Over (Under) Uses	-\$11,438		-\$874,583	
Other Financing Sources(Uses)	\$0		\$74,154	
Other Adjustments	\$0		\$0	
Net Transfers In (Out)	<u>\$0</u>		<u>-\$24,677</u>	
Net Changes in Funds	-\$11,438		-\$825,106	

Total Fund Balance:

Beginning of Year	<u>\$5,348,985</u>		<u>\$5,337,547</u>	
End of Year	\$5,337,547		\$4,512,441	

Excludes Source 397 - TRA & PERA Special Funding Situations Pension Revenue

Excludes Object 891 - TRA & PERA Special Funding Situations Pension Expense

Consolidated Financial Statement
Sources and Uses of Funds - General Fund
Minnesota Department of Education
Two Year Period Ending June 30, 2024

FOLEY PUBLIC SCHOOL DISTRICT #0051-01

Sources and Uses of Funds

	Actual 22-23	Actual 23-24
General Fund		
Total Sources	\$24,391,176	\$25,254,141
Total Uses	\$24,402,614	\$26,128,723
Other Financing Sources (Uses) & Net Transfers	<u>\$0</u>	<u>\$49,477</u>
Net Change in Funds	<u>-\$11,438</u>	<u>-\$825,106</u>
Ending Fund Balance (See Note 1)	\$5,337,547	\$4,512,441

Other Funds

Food Service		
Total Sources	\$1,653,105	\$2,051,708
Total Uses	\$1,767,123	\$1,884,977
Other Financing Sources (Uses) & Net Transfers	<u>\$0</u>	<u>\$0</u>
Net Change in Funds	<u>-\$114,017</u>	<u>\$166,731</u>
Ending Fund Balance (See Note 1)	\$953,627	\$1,120,358

Community Service

Total Sources	\$922,188	\$946,915
Total Uses	\$993,503	\$1,028,481
Other Financing Sources (Uses) & Net Transfers	<u>\$0</u>	<u>\$24,677</u>
Net Change in Funds	<u>-\$71,316</u>	<u>-\$56,888</u>
Ending Fund Balance (See Note 1)	\$63,607	\$6,719

Building Construction

Total Sources	\$7,264	\$12,470
Total Uses	\$24,824	\$0
Other Financing Sources (Uses) & Net Transfers	<u>\$0</u>	<u>\$0</u>
Net Change in Funds	<u>-\$17,560</u>	<u>\$12,470</u>
Ending Fund Balance (See Note 1)	\$59,848	\$72,318

Debt Service

Total Sources	\$1,589,858	\$1,717,401
Total Uses	\$1,642,938	\$1,621,838
Other Financing Sources (Uses) & Net Transfers	<u>\$0</u>	<u>\$0</u>
Net Change in Funds	<u>-\$53,079</u>	<u>\$95,564</u>
Ending Fund Balance (See Note 1)	\$1,169,854	\$1,265,418

Post-Employment Benefits Debt Service Fund

Total Sources	\$0	\$0
Total Uses	\$0	\$0
Other Financing Sources (Uses) & Net Transfers	<u>\$0</u>	<u>\$0</u>

Notes: 1. Amount Includes Reserved Fund Balances

Key Statistics

	Actual 22-23	Actual 23-24
Number of Students (ADM-Average Daily Membership)	1,885	1,866
Per Student Sources of Funds - General Fund	\$12,943	\$13,532
Per Student Uses of Funds - General Fund		
Instruction and Support Services	\$9,652	\$10,477
School Level Administration	\$490	\$504
Facilities, Operations and Maintenance	\$1,533	\$1,858
Student Transportation	\$738	\$711
District Level Administration	<u>\$536</u>	<u>\$451</u>
Total Per Student Use of Funds - General Fund	\$12,949	\$14,001
ADM Served per Licensed Instructional Staff	16.56	15.54

Consolidated Financial Statement
Sources and Uses of Funds - General Fund
Minnesota Department of Education
Two Year Period Ending June 30, 2024

FOLEY PUBLIC SCHOOL DISTRICT #0051-01

Sources and Uses of Funds

	<u>Actual</u>	<u>Actual</u>
	<u>22-23</u>	<u>23-24</u>
Net Change in Funds	<u>\$0</u>	<u>\$0</u>
Ending Fund Balance (See Note 1)	\$0	\$0

Total

Total Sources	\$28,563,591	\$29,982,636
Total Uses	\$28,831,001	\$30,664,019
Other Financing Sources/Uses & Net Transfers	<u>\$0</u>	<u>\$74,154</u>
Net Change in Funds	<u>-\$267,410</u>	<u>-\$607,229</u>
Ending Fund Balance (See Note 1)	\$7,584,484	\$6,977,254

Notes: 1. Amount Includes Reserved Fund Balances

Excludes Source 397 - TRA & PERA Special Funding Situations Pension Revenue

Excludes Object 891 - TRA & PERA Special Funding Situations Pension Expense