

AGENDA

November 15, 2024 – 9:00 a.m.

TELECONFERENCE LOCATIONS:

Health Sciences High and Middle Colleges – 3910 University Ave Ste 100, San Diego, CA 92105

Needles USD – 1600 Washington St., Needles, CA 92363

Trona JUSD – 83600 Trona Rd, Trona, CA 93562

1.0 CALL TO ORDER

2.0 ROLL CALL

3.0 PUBLIC PARTICIPATION

The public is encouraged to participate in the deliberation of the Desert Mountain SELPA Steering and Finance Committee. Several opportunities are available during the meeting for the Council to receive oral communication regarding the presentations of any items listed on the agenda. Please ask for recognition either before a presentation or after the presentation has been completed. Please complete and submit a “Registration Card to Address the Desert Mountain SELPA Steering and Finance Committee” to the Recording Secretary and adhere to the provisions described therein.

4.0 ADOPTION OF THE AGENDA

4.1 **BE IT RESOLVED** that the November 15, 2024, Desert Mountain SELPA Steering and Finance Committee Meeting Agenda be approved as presented.

5.0 CONSENT ITEMS

It is recommended that the Desert Mountain SELPA Steering and Finance Committee consider approving several Agenda items as a Consent list. Consent Items are routine in nature and can be enacted in one motion without further discussion. Consent items may be called up by any Committee Member at the meeting for clarification, discussion, or change.

5.1 **BE IT RESOLVED** that the following Consent Items be approved as presented:

5.1.1 October 18, 2024, Desert Mountain SELPA Steering and Finance Committee Meeting Minutes.

6.0 FINANCIAL COMMITTEE ITEMS

6.1 Subsequent Year Tracking (SYT) Update

Kayla Gewirtz will provide a Subsequent Year Tracking (SYT) Update.

6.2 2024-25 SPED Early Intervention Preschool Grant Principal Appointment

Kayla Gewirtz will discuss the 2024-25 SPED Early Intervention Preschool Grant Principal Appointment.

California Association of Health and Education Linked Professions,
Joint Powers Authority (CAHELP, JPA)
DESERT MOUNTAIN SELPA STEERING and FINANCE COMMITTEE MEETING
Desert Mountain Educational Service Center, 17800 Highway 18, Apple Valley CA 92307

6.3 Excess Cost Reporting Update

Kayla Gewirtz will provide an Excess Cost Reporting Update.

7.0 CHIEF EXECUTIVE OFFICER AND STAFF REPORTS

7.1 Legislative Update

Pam Bender will discuss Legislative Updates.

7.2 Credentials Bridge Authorization Update

Pam Bender will discuss the Credentials Bridge Authorization

7.3 Desert Mountain Children's Center Client Services Reports and Updates

Linda Llamas will review Mountain Children's Center Client Services Reports and provide updates.

7.4 [Professional Learning Opportunities](#)

Heidi Chavez will review Professional Learning Opportunities

7.5 Resolution Support Services Summary and Update

Sheila Parisian will review Resolution Supports Services Summary and Update.

7.6 Compliance Update

Dr. Peggy Dunn will provide a Compliance Update

7.7 Non-Public Updates

Dr. Peggy Dunn will provide a Compliance Updates

7.8 Special Education Information System (SEIS) Update

Colette Garland will provide a SEIS Update

7.9 Desired Results Developmental Profile (DRDP) Update

Colette Garland will provide a DRDP Update

7.10 California Longitudinal Pupil Achievement Data System (CALPADS) Update

Colette Garland will provide a CALPADS Update

7.11 Prevention and Intervention (P&I) Updates

California Association of Health and Education Linked Professions,
Joint Powers Authority (CAHELP, JPA)
DESERT MOUNTAIN SELPA STEERING and FINANCE COMMITTEE MEETING
Desert Mountain Educational Service Center, 17800 Highway 18, Apple Valley CA 92307

Deborah Sarkesian will provide Prevention and Intervention Updates

7.12 Occupational and Physical Therapy Services Reports and Updates

Codi Andersen will provide an Occupational and Physical Therapy Services Report and Updates

8.0 INFORMATION / ACTION ITEMS

8.1 Form D/M 108 - Initial Request for Audiological Services (**ACTION**)

Pam Bender will Form D/M 108 - Initial Request for Audiological Services.

8.2 Form D/M 108A – Annual Request for Audiological Evaluation/Services (**ACTION**)

Pam Bender will discuss Form D/M 108A – Annual Request for Audiological Evaluation/Services.

8.3 Upcoming Trainings

Pam Bender will review the Upcoming Trainings.

9.0 STEERING COMMITTEE MEMBERS COMMENTS / REPORTS

9.1 General Guidelines for Orientation of Pupil’s Caregiver in School Setting Form

Rich Frederick, SBCSS Student Services Administrator, will discuss the General Guidelines for Orientation of Pupil’s Caregiver in School form.

10.0 CEO COMMENTS

11.0 MATTERS BROUGHT BY THE PUBLIC

This is the time during the agenda when the Desert Mountain SELPA Steering and Finance Committee is again prepared to receive the comments of the public regarding items on this agenda or any school related special education issue. Speakers are requested to give their name and limit their remarks to five minutes.

Persons wishing to make complaints against Desert Mountain SELPA Steering and Finance Committee personnel must have filed an appropriate complaint form prior to the meeting.

When the Desert Mountain SELPA Steering and Finance Committee goes into Closed Session, there will be no further opportunity for the general public to address the Council on items under consideration.

12.0 ADJOURNMENT

The next regular meeting of the Desert Mountain SELPA Steering Committee will be held on Thursday, December 13, 2024, at 9:00 a.m., at the Desert Mountain Educational Service Center, 17800 Highway 18, Apple Valley, CA 92307.

California Association of Health and Education Linked Professions,
Joint Powers Authority (CAHELP, JPA)
DESERT MOUNTAIN SELPA STEERING and FINANCE COMMITTEE MEETING
Desert Mountain Educational Service Center, 17800 Highway 18, Apple Valley CA 92307

Individuals requiring special accommodation(s) for disabilities are requested to contact Cindy Quan at (760) 955-3555, at least seven days prior to the date of this meeting.

MINUTES

Friday, October 18, 2024 – 9:00 a.m.

DESERT MOUNTAIN SELPA MEMBERS PRESENT

Academy Academic of Excellence - Marcelo Congo, Apple Valley Unified– David Wheeler, Barstow Unified – Heather Reid, Bear Valley Unified – Leigh Anne Drake, Desert Mountain Operations – Richard Frederick, Health Sciences – Bryan Dale via Zoom, Hesperia Unified – Eric Land, Lucerne Valley – Vici Miller, Oro Grande – Scott Heitman, Silver Valley – Cheri Rigdon, Snowline Joint Unified – Pam De Renard.

CAHELP, DM SELPA, AND DMCC STAFF PRESENT

Pam Bender, Angela Mgbeke, Bobbie Taylor, Colette Garland, Danielle Côté, Deborah Sarkesian, Guille Robles-Burgos, Heidi Chavez, Iván Campos, Jennifer Rountree, Dr. Karina Quezada, Kayla Gewirtz, Linda Llamas, Linda Rodriguez, Lisa Nash, Misty Ubina, Miya Narvaiz-Ward, Dr. Peggy Dunn, Sheila Parisian, Veronica Rousseau.

1.0 CALL TO ORDER

The regular meeting of the California Association of Health and Education Linked Professions, Joint Powers Authority (CAHELP, JPA) Desert Mountain SELPA Steering and Finance Committee Meeting was called to order by Chairperson Pam Bender at 9:07 a.m. at the Desert Mountain Educational Service Center, Apple Valley CA.

2.0 ROLL CALL

3.0 PUBLIC PARTICIPATION

No public comments.

4.0 ADOPTION OF THE AGENDA

4.1 **BE IT RESOLVED** that a motion was made by David Wheeler, seconded by Richard Frederick, to approve the October 18, 2024, Desert Mountain SELPA Steering and Finance Committee Meeting Agenda as presented. The motion carried on the following vote: 11:0:0. Ayes: Marcelo Congo, David Wheeler, Heather Reid, Leigh Anne Drake, Richard Frederick, Bryan Dale, Eric Land, Vici Miller, Scott Heitman, Cheri Rigdon, Pam De Renard. Nays: None. Abstentions: None.

5.0 CONSENT ITEMS

It is recommended that the Desert Mountain SELPA Steering and Finance Committee consider approving several Agenda items as a Consent list. Consent Items are routine in nature and can be enacted in one motion without further discussion. Consent items may be called up by any Committee Member at the meeting for clarification, discussion, or change.

5.1 **BE IT RESOLVED** that a motion was made by Leigh Anne Drake, seconded by Pam De Renard, to approve the following Consent Item as presented. The motion carried on the following vote: 11:0:0. Ayes: Marcelo Congo, David Wheeler, Heather Reid, Leigh Anne Drake, Richard Frederick, Bryan Dale, Eric Land, Vici Miller, Scott Heitman, Cheri Rigdon, Pam De Renard. Nays: None. Abstentions: None.

California Association of Health and Education Linked Professions,
Joint Powers Authority (CAHELP, JPA)
DESERT MOUNTAIN SELPA STEERING and FINANCE COMMITTEE MEETING
Desert Mountain Educational Service Center, 17800 Highway 18, Apple Valley CA 92307

5.1.1 September 20, 2024, Desert Mountain SELPA Steering and Finance Committee Meeting Minutes.

6.0 PRESENTATIONS

6.1 2023-2024 Fee-For-Service Year End Actuals

Selina Hurley, SBCSS Fiscal Analyst II, introduced SBCSS Internal Business Program Manager Anthony Warnecke. Selina presented the 2023-2024 Fee-For-Service Year End Actuals provided in the meeting materials. The budget to actuals shows that the revenue is 15 million dollars more than expected and budgeted. This is a direct correlation to the increase of 794 students. The ending balance is \$12,636,468. ADA also had an increase of over 220 students. The reserve came out to 2.4 million. The return is listed by district.

6.2 2023-2024 Final 50% LCFF Transfer

Selina Hurley presented the 2023-2024 Final 50% LCFF Transfer. The total LCFF came in at \$14.4 million. The 50% half was taken at second interim. The final transfer is going to be \$7.3 million.

6.3 Prevention and Intervention

Deborah Sarkesian and Angela Mgbeke introduced the Prevention and Intervention (P&I) team and provided the P&I brochure. The P&I team introduced themselves individually. Angela shared the team's professional experiences and types of memberships, who they supported, and Multi-Tiered Systems of Support (MTSS). The P&I team is comprised of many expertise and faculties, specialties, and different backgrounds including coaching and leadership expertise, applied behavioral analysis, and classroom experience.

Ariel Clark discussed establishing a Social Culture of membership that encompasses common language, common vision/values, and common experience. Available training includes behavior, PBIS, social emotional, trauma-informed, and customized trainings tailored to what LEAs need.

Daniel Anchondo discussed the fee for service. A full contract includes training and coaching. Prevention and intervention trainings can be individually designed. Cost varies per full or half day training. Services can be written in LCAP for associated items to assist with costs. Participating contracted schools and those participating in PBIS in California can be recognized by the CAPBIS Association. They are recognized with a bronze, silver, gold or platinum Implementation Award. CAHELP hosts a recognition event celebrating all schools that participate throughout the year and present them with plaques. A video of the recognition event was shared.

Debroah Sarkesian shared that if LEAs are using a different behavioral framework, LEAs are still eligible to be recognized if they meet the CAPBIS criteria through that system or program. Reach out to Deborah if interested.

7.0 PRESENTATIONS

7.1 Maintenance of Effort (MOE) Report

Kayla Gewitz reminded everyone that the MOE report was due in September. A reminder was emailed to those who have not yet turned in their report. Please reach out to Kayla if you are not passing your MOE; we can contact the county office for further support.

7.2 Excess Report

Kayla Gewitz stated that the Excess Report was also due. Sam Barker is in communication with those who have not turned it in. Feel free to reach out to Kayla, Kayla.Gewitz@cahelp.org or Sam, Samuel.Barker@cahelp.org.

Pam informed everyone that Kayla is copying directors when emailing district fiscal staff so directors are in the know.

8.0 CHIEF EXECUTIVE OFFICER AND STAFF REPORTS

8.1 Legislative Update

Pam Bender shared the following legislative updates.

AB217 (Addis) was signed ahead of time, changing emotional disturbance terminology to emotional disability. Everything is in the process of being transferred over.

AB2268 (Muratsuchi) was also signed ahead of time. The ELPAC is not going to be used for children in TK. It has been found not to be appropriate for four-year-olds.

SB445 (Portantino) was signed and goes in effect January 1, 2027, or no later than eighteen months after the final draft of the established IEP template is complete. Once adopted, CDE is required to translate the template into the ten most spoken languages and have it available on their website. Information will still need to be entered into the template.

A question came up yesterday with Charter SELPA on whether they are going to connect with the software programs. Pam stated that we do not know at this time.

Cheri Rigdon asked if that was going to drive more of the one IEP system for the whole state. Pam stated that she thinks that is what they are trying to do.

SB483 (Cortese), now being cited as the Max Benson's Law, the elimination of prone restraint. It goes into effect on January 1, 2025. We are in the process of putting together amendments right now to send to all nonpublic schools and nonpublic agencies, so they know that this is no longer allowed. We are also sending out amendments to our residential schools who are out of state because in order for our students to go to those schools, they have to be certified by CDE which requires them to follow our legislation.

AB438 (Blanco Rubio), the post-secondary goals and transition goes into effect on July 1, 2025. Training will need to take place for middle school teachers who will be writing transition goals and services so the student will have them in place by the time they enroll in ninth grade. The IEP team could decide that there is a benefit to the student and does not need those services until age sixteen with a justification. There is a plan to meet with CDE to look at these items.

Stephanie Hedberg, SBCSS Desert Mountain Operations, asked if the justification to not add transition goals and language in the IEP needs to be in the notes. Pam stated it would be safe to go in that direction.

AB2725 (Blanco Rubio), OT/PT Administrative Bill was vetoed by the Governor. OTs and PTs who have at least three years of school-based experience to be able to satisfy the respective requirements to enroll in a preliminary services credential program with a specialization in administrative services. In

California Association of Health and Education Linked Professions,
Joint Powers Authority (CAHELP, JPA)
DESERT MOUNTAIN SELPA STEERING and FINANCE COMMITTEE MEETING
Desert Mountain Educational Service Center, 17800 Highway 18, Apple Valley CA 92307

the Governor's memo, it states that he would like to move it to the CCTC to make that determination.

SB1263 (Newman) is the new teacher credentialing and teacher performance bill requires a workgroup to look at TPAs and the programs to find out what is going on. It goes into effect on July 1, 2025.

SB1391 (Rubio), teacher preparation and retention data, looking at the Cradle to Career data system being able to create and have a teacher training and retention dashboard in place before January of 2026. The Governor vetoed this bill stating that there is already a Cradle to Career system and a dashboard system that this bill should be worked into, instead of increasing or enacting another system that works side by side, and the cost that would go along with it.

8.2 Alternate Pathway Diploma

Pam Bender shared that Victor Valley Union High School district will be presenting on October 29th from 9:00 am to 12:00 pm. There will be workgroups participation.

8.3 IEP Roles according to Education Code

Pam Bender shared that the SELPA handbook has a section on who can play what role in an IEP meeting according to the Education Code. We received a legal opinion and will have a summary we can put in our handbook available to districts to use when those questions arise. State and Federal law does allow us to fulfill more than one role if specific criteria are followed. Pam discussed possible conflicts.

Danielle Côté asked if that excludes program specialists. Pam answered, yes. Danielle shared that there may be some confusion as to say a single district down the hill allows program specialists to become that IEP representative or general education teacher. It is not possible here because we are not employees of the district and cannot play that role. Pam answered, correct.

Danielle Côté questioned non-public schools (NPS). Having a general education teacher does not become mandatory; the district employee becomes that person because the NPS would not have a general education teacher.

Sheila Parisian shared that CDE found a pattern of excusals. We learned that the general education teacher would also serve as the content knowledge expert to be able to develop goals or link them to state standards.

Pam will follow up with Kendra for the guidelines to include in the handbook.

8.4 Desert Mountain Children's Center (DMCC) Reports and Updates

Linda Llamas shared that the district point of contact was emailed the DMCC client services and client referral reposts by encrypted email from Keri Downing. If there are questions about the reports or if contact updates are needed, please reach out to Linda, Linda.Llamas@cahelp.org or Keri Downing, Keri.Downing@cahelp.org.

Linda Llamas provided a summary of two mental health articles. She shared information on a DMCC training, Responding to School Crises on October 24 and 25, 2024 from 8:30 am to 4:30 pm. Flyers were provided.

Cheri Rigdon shared that there is a trend with parents putting ADHD and autism together. There are cases where a student may have autistic characteristics and ADHD characteristics, but it is not a given. Linda contributed the overlapping of PTSA Autism and ADHD and how they can look very similar. When talking about where the symptomology derives from, it can tailor that down a little better.

California Association of Health and Education Linked Professions,
Joint Powers Authority (CAHELP, JPA)
DESERT MOUNTAIN SELPA STEERING and FINANCE COMMITTEE MEETING
Desert Mountain Educational Service Center, 17800 Highway 18, Apple Valley CA 92307

Jennifer Rountree added that there are just two characteristics, social communication deficits and repetitive cognitive behavior that does not automatically equate to ADHD symptomology but it can overlap.

8.5 [Professional Learning Opportunities](#)

Heidi Chavez shared the monthly summary for September. She shared information on the training Distressing Behaviors at Home: What Do I Do Now? at the upcoming CAC meeting on November 14th. The Director's Training, When ERHMS Is Not Enough, is being held today at 12:00 pm with Lauri Arrowsmith from Lozano Smith. The IMTSS symposium will be held on February 27, 2025, from 8:00 am to 4:00 pm at High Desert Church. Dr. Tina Payne Bryson will be presenting *No-Drama Discipline for Educators*. It costs \$175 for members and \$250 for non-members. If registrants request Spanish, a Spanish translator will be requested.

8.6 Resolution Support Services Summary and Update

Sheila Parisian reviewed the Resolution Supports Services Summary provided in the meeting materials highlighting that there are thirteen filings inclusive with Charter SELPA. There were four in October. Last month there were three and all three were dismissed.

8.7 Compliance Update

Dr. Peggy Dunn reviewed the Compliance information provided in the meeting materials. The cyclical monitoring for small LEAs is currently underway. Activities are due February 26, 2025. The annual determination letters are coming out February 25, 2025. Disproportionality will be pulled December 13, 2024. That data will be covered in the 2025 annual determination letters. She congratulated those who went through the compliance data process. The reduction in Late IEPS was significant and all should be commended for that. There are five hundred and seventy-six late annuals, two hundred and fifty late triennials, forty-one late initials, and fifty 30-day late reviews. Peggy encouraged districts to look into P&I offerings to assist in areas in the annual determination letters.

Pam Bender gave a shout out to Apple Valley Unified School District and Hesperia Unified School District for decreasing the number of late IEPS from eighty to six or eight.

Dr. Peggy Dunn went over the Compliance and Improvement Monitoring that was due October 10, 2024. Targeted progress report is due January 10, 2025. Those in intensive have eight progress reports due and those who are in target have four due.

Scott Heitman asked if feedback was provided. Peggy stated that feedback is provided but they may be behind. Peggy will inquire.

8.8 Nonpublic School/Nonpublic Agency Update

Dr. Peggy Dunn shared that 120 students are placed in non-public schools or residential treatment facilities.

Dr. Peggy Dunn is cognizant that there is an increased need for hearing and vision services. She is working with non-public agencies and trying to get them CDE certified.

8.9 SEIS Update

Colette Garland announced that CALPADS is open for the 2024-25 school year. We have access to

California Association of Health and Education Linked Professions,
Joint Powers Authority (CAHELP, JPA)
DESERT MOUNTAIN SELPA STEERING and FINANCE COMMITTEE MEETING
Desert Mountain Educational Service Center, 17800 Highway 18, Apple Valley CA 92307

the data discrepancy report in CALPADS early. December 13, 2024, is the due date. TOMS nightly exports are taking place. Open Forums and SEIS training is available.

8.10 Desired Results Developmental Profile (DRDP) Update

DRDP memorandum went out this past week. It is affecting TK and Kindergarten. Many attended the SEIS training last week. We are gathering handouts and all the information and will make it available on our website.

8.11 Career Technical Education (CTE) Update

Deborah Sarkesian shared that there is a Transition Planning for All Students training on November 7, 2024, via zoom from 9:00 am to 12:00 pm.

8.12 Prevention and Intervention and Career Technical Education Updates

Deborah Sarkesian highlighted that there were 61 schools in the high desert that were celebrated. Five schools starting out in the process received bronze, 25 received silver, 15 received gold, and 16 received platinum. She shared resource, *Positive Proactive Approaches to Supporting Children with Disabilities*. As Region 10's technical assistance center, know that PBIS and MTSS can be used for students in special education as they are students in general education first. Our MTSS sustainability network is coming back.

8.13 Occupational and Physical Therapy Services Reports and Updates

Pamela Bender shared that OT/ PT reports were provided for students receiving those services.

9.0 INFORMATION ITEMS

9.1 Emotional Disability Flyer

Pam Bender shared information on the Emotional Disability flyer. There are two attorneys that are going to discuss assessments and case law with emotional disabilities. This is supported through State SELPA and costs \$99. It will be held on February 27, 2025, from 9:00 am to 3:30 pm.

9.2 Legal Updates and Pro-Tips for 2025 Subscription

Pam Bender shared that the Legal Updates and Pro-Tips for 2025 is to be held on February 18th from 8:30 am to 3:15 pm. There are a total of five different attorneys that are going to be speaking about keeping out of trouble and providing resources. It is sponsored by the State SELPA organization. It is provided online and costs \$75.00. Jack Clark and Cynthia Vargas are presenting

9.3 Monthly Audiological Services

Richard Frederick asked to be contacted if there were any issues with the audiological services reports.

10.0 STEERING COMMITTEE MEMBERS COMMENTS / REPORTS

California Association of Health and Education Linked Professions,
Joint Powers Authority (CAHELP, JPA)
DESERT MOUNTAIN SELPA STEERING and FINANCE COMMITTEE MEETING
Desert Mountain Educational Service Center, 17800 Highway 18, Apple Valley CA 92307

Richard Frederick reminded everyone that on October 23, 2024, SBCSS is holding a Professional Development Day for all county programs bringing together all 1,400 employees together. SBCSS is completing a pilot on Teach Town for their K-12 programs.

Richard Frederick announced that Stephanie Hedberg has been selected as the new Area Director for the Desert Mountain Operations. Pam Bender congratulated and welcomed Stephanie Hedberg.

Pam Bender shared that the person doing the Teach Town has reached out to her asking if she could do a presentation at the SELPA level. Pam will provide more information as it becomes available.

Vici Miller asked what the make-up day will be for the Professional Development Day. Stephanie Hedberg stated that one day would be added to the end of the school year; it may be a minimum day. County principals and clerical staff have been asked to work with the transportation departments. Vici stated that it affects the transportation department, nutrition department, and ESY.

David Wheeler stated that there are no EL goal banks in SEIS. Is there a possibility of adding those goal banks? Pam Bender stated that SELPA will take a look at that and see what can be done to assist everyone.

11.0 CEO COMMENTS

Pam Bender spoke about the CYBHI grant fee-for-service that will be taken to Governance on November 1, 2024, for approval. It allows mental health services to be provided for students with funding that goes along with that. Linda Llamas stated that there was a meeting on the grant allocation funds that are distributed to districts if appropriate. One of the things that it could be used for is funding to build some infrastructure to apply for and bill for the multi payer fee schedule. That is one of the things that DMCC would like to offer to districts. DMCC has come up with a proposal that was submitted to Pam Bender that included what that could look like and the services that could be offered to districts via telehealth. It would be an added service that districts could opt in for. SELPA would take care of the hiring, training of staff, and Medi-Cal billing, and being able to invoice the third-party administrator for those services. Pam Bender stated that DMCC could be a contractor to provide those services to our member districts. With county school, the practice had been that we are not doing virtual. Through this process, services can be provided virtually.

Pam Bender shared that when looking at Low Incidence Requests, there are a few students that did not have a qualifying primary or secondary disability. Multi-disability and autism are not low incidence disabilities. When requests for low incidence equipment is received, she looks at the request and if they do not have qualifying disabilities, she will decline them.

Pam Bender quoted Leonardo da Vinci, "Learning is the only thing the mind never exhausts, never fears, and never regrets."

12.0 MATTERS BROUGHT BY THE PUBLIC

No matters brought by the public.

13.0 ADJOURNMENT

LET IT BE RESOLVED that a motion was made by Vici Miller, seconded by David Wheeler, to adjourn the Desert Mountain SELPA Steering and Finance Committee Meeting at 1:42 p.m. The motion carried on the following vote: 11:0:0. Ayes: Marcelo Congo, David Wheeler, Heather Reid, Leigh Anne Drake, Richard Frederick, Bryan Dale, Eric Land, Vici Miller, Scott Heitman, Cheri Rigdon, Pam De Renard. Nays: None. Abstentions: None.

California Association of Health and Education Linked Professions,
Joint Powers Authority (CAHELP, JPA)
DESERT MOUNTAIN SELPA STEERING and FINANCE COMMITTEE MEETING
Desert Mountain Educational Service Center, 17800 Highway 18, Apple Valley CA 92307

The next regular meeting of the Desert Mountain SELPA Steering Committee will be held on Friday, November 15, 2024, at 9:00 a.m., at the Desert Mountain Educational Service Center, 17800 Highway 18, Apple Valley, CA 92307.

Individuals requiring special accommodation(s) for disabilities are requested to contact Cindy Quan at (760) 955-3555, at least seven days prior to the date of this meeting.

Subsequent Year Tracking Worksheet

LOCAL EDUCATIONAL AGENCY (LEA):

SELPA Code and SELPA Name:

Desert Mountain County Operated/Desert Mountain SELPA	RR 3601 Desert Mountain
---	-------------------------


Fiscal Year

2023-2024

	A	B	C	D	E	F	G	H	I	J
School Year	State and Local Total Amount	State and Local Total MOE Result	State and Local Per Capita Amount	State and Local Per Capita MOE Result	Local Only Total Amount	Local Only Total MOE Result	Local Only Per Capita Amount	Local Only Per Capita MOE Result	CALPADS 16.12 SPED Pupil Count	Result for Fiscal Year
2011-2012 Expenditures (Compliance) SEMA - SACS2012ALL	\$ 36,623,865.85	Pass	\$ 29,897.03	Pass	\$ 4,145,985.44	Pass	\$ 3,384.48	Pass	1225	Pass
	\$ -			\$ -		\$ -		\$ -		
2012-2013 Expenditures (Compliance) SEMA - SACS2013ALL	\$ 39,429,796.15	Pass	\$ 31,368.18	Pass	\$ 4,058,252.29	Fail	\$ 3,228.52	Fail	1257	Pass
	\$ -			\$ -		\$ -		\$ -		
2013-2014 Expenditures (Compliance) SEMA - SACS2014ALL	\$ 40,531,754.75	Pass	\$ 33,469.66	Pass	\$ 350,357.99	Fail	\$ 289.31	Fail	1211	Pass
	\$ -			\$ -		\$ -		\$ -		
2014-2015 Expenditures (Compliance) SEMA - SACS2015ALL	\$ 43,325,900.44	Pass	\$ 54,022.32	Pass	\$ 605,087.10	Fail	\$ 754.47	Fail	802	Pass
	\$ -			\$ -		\$ -		\$ -		
2015-2016 Expenditures (Compliance) SEMA - SACS2016ALL	\$ 47,411,432.77	Pass	\$ 41,299.16	Fail	\$ 582,471.59	Fail	\$ 507.38	Fail	1148	Pass
	\$ -			\$ -		\$ -		\$ -		
2016-2017 Expenditures (Compliance) SEMA - SACS2017ALL	\$ 50,890,358.83	Pass	\$ 43,795.49	Fail	\$ 499,826.47	Fail	\$ 430.14	Fail	1162	Pass
	\$ -			\$ -		\$ -		\$ -		
2017-2018 Expenditures (Compliance) SEMA - SACS2018ALL	\$ 56,401,479.46	Pass	\$ 47,396.20	Fail	\$ 539,481.36	Fail	\$ 453.35	Fail	1190	Pass
	\$ -			\$ -		\$ -		\$ -		
2018-2019 Expenditures (Compliance) SEMA - SACS2019ALL	\$ 67,164,371.35	Pass	\$ 54,340.11	Pass	\$ 839,523.67	Fail	\$ 679.23	Fail	1236	Pass
	\$ 2,500,000.00			\$ 3,117.21		\$ -		\$ -		
2019-2020 Expenditures (Compliance) SEMA - SACS2020ALL	\$ 69,730,608.98	Pass	\$ 54,307.33	Fail	\$ 680,828.66	Fail	\$ 530.24	Fail	1284	Pass
	\$ 18,476.04			\$ 14.95		\$ -		\$ -		
2020-2021 Expenditures (Compliance) SEMA - SACS2021ALL	\$ 69,536,342.20	Pass With Exemption(s)	\$ 49,527.31	Fail	\$ 962,034.30	Fail	\$ 685.21	Fail	1404	Pass
	\$ 1,224,372.29			\$ 990.59		\$ -		\$ -		
2021-2022 Expenditures (Compliance) SEMA - SACS2022ALL	\$ 74,345,051.75	Pass	\$ 62,897.67	Pass	\$ 702,654.58	Fail	\$ 594.46	Fail	1182	Pass
	\$ -			\$ -		\$ -		\$ -		

2022-2023 Expenditures (Compliance) SEMA - SACS Web 2022/23	\$ 90,052,642.45	Pass	\$ 69,538.72	Pass	\$ 486,260.87	Fail	\$ 375.49	Fail	1295	Pass
		\$ -		\$ -		\$ -		\$ -		
2023-2024 Expenditures (Compliance) SEMA - SACS Web 2023/24	\$ 103,680,715.29	Pass	\$ 71,111.60	Pass	\$ 645,647.37	Fail	\$ 442.83	Fail	1458	Pass
		\$ -		\$ -		\$ -		\$ -		
Expenditures (Eligibility No PCRA) SEMB - SACS Web 2023/24 (Expenditures less PCRA for Comparison Year)	\$ 103,680,715.29	Comparison Year	\$ 71,111.60	Comparison Year	\$ 4,145,985.44	Comparison Year	\$ 3,384.48	Comparison Year		
	\$ (3,280,114.62)		\$ (2,249.74)							
	\$ 100,400,600.67	2023-2024	\$ 68,861.86	2023-2024	\$ 4,145,985.44	2011-2012	\$ 3,384.48	2011-2012		
2024-2025 Budget (Eligibility) SEMB - SACS Web 2023/24	\$ 113,184,924.88	Pass	\$ 77,630.26	Pass	\$ 472,194.00	Fail	\$ 323.86	Fail	1458	Pass
				\$ -				\$ -		

The signature of authorized agent conveys agreement with and accuracy of the information provided.

Signature of Authorized Agent 	Date Signed 10/1/24
Printed Name and Title of Authorized Agent Kayla Gewirtz, Program Manager	Contact Person's Name, E-Mail, and Telephone Number Kayla Gewirtz, kayla.gewirtz@cahelp.org, 760-646-8882

Subsequent Year Tracking Worksheet

LOCAL EDUCATIONAL AGENCY (LEA):

SELPA Code and SELPA Name:


Academy for Academic Excellence (RRA2)	RR 3601 Desert Mountain
--	-------------------------

Fiscal Year 2023-2024

School Year	A	B	C	D	E	F	G	H	I	J
	State and Local Total Amount	State and Local Total MOE Result	State and Local Per Capita Amount	State and Local Per Capita MOE Result	Local Only Total Amount	Local Only Total MOE Result	Local Only Per Capita Amount	Local Only Per Capita MOE Result	CALPADS 16.12 SPED Pupil Count	Result for Fiscal Year
2011-2012 Expenditures (Compliance) SEMA - SACS2012ALL	\$ 953,277.00	Pass With Exemption(s)	\$ 9,078.83	Pass With Exemption(s)	\$ 418,721.00	Pass	\$ 3,987.82	Pass	105	Pass
		\$ 68,661.71		\$ 653.92		\$ -		\$ -		
2012-2013 Expenditures (Compliance) SEMA - SACS2013ALL	\$ 957,471.46	Pass	\$ 9,032.75	Fail	\$ 416,617.46	Fail	\$ 3,930.35	Fail	106	Pass
		\$ -		\$ -		\$ -		\$ -		
2013-2014 Expenditures (Compliance) SEMA - SACS2014ALL	\$ 958,531.69	Pass	\$ 9,306.13	Pass	\$ 534,170.65	Pass	\$ 5,186.12	Pass	103	Pass
		\$ 31,109.00		\$ 296.28		\$ -		\$ -		
2014-2015 Expenditures (Compliance) SEMA - SACS2015ALL	\$ 1,000,689.48	Pass	\$ 9,440.47	Pass	\$ 399,387.83	Fail	\$ 3,767.81	Fail	106	Pass
		\$ 102,120.59		\$ 991.46		\$ -		\$ -		
2015-2016 Expenditures (Compliance) SEMA - SACS2016ALL	\$ 962,760.52	Pass With Exemption(s)	\$ 8,914.45	Pass With Exemption(s)	\$ -	Fail	\$ -	Fail	108	Pass
		\$ 108,407.06		\$ 1,022.71		\$ -		\$ -		
2016-2017 Expenditures (Compliance) SEMA - SACS2017ALL	\$ 975,255.26	Pass	\$ 8,195.42	Pass With Exemption(s)	\$ 477,601.00	Fail	\$ 4,013.45	Fail	119	Pass
		\$ 111,846.42		\$ 1,035.62		\$ -		\$ -		
2017-2018 Expenditures (Compliance) SEMA - SACS2018ALL	\$ 966,309.00	Fail	\$ 8,189.06	Fail	\$ 309,331.00	Fail	\$ 2,621.45	Fail	118	Fail
		\$ -		\$ -		\$ -		\$ -		
2018-2019 Expenditures (Compliance) SEMA - SACS2019ALL	\$ 980,041.00	Pass	\$ 8,167.01	Fail	\$ 303,880.00	Fail	\$ 2,532.33	Fail	120	Pass
		\$ -		\$ -		\$ -		\$ -		
2019-2020 Expenditures (Compliance) SEMA - SACS2020ALL	\$ 917,211.00	Pass With Exemption(s)	\$ 7,165.71	Fail	\$ 183,643.00	Fail	\$ 1,434.71	Fail	128	Pass
		\$ 78,322.07		\$ 658.17		\$ -		\$ -		
2020-2021 Expenditures (Compliance) SEMA - SACS2021ALL	\$ 933,424.51	Pass	\$ 6,349.83	Fail	\$ 65,474.51	Fail	\$ 445.40	Fail	147	Pass
		\$ -		\$ -		\$ -		\$ -		
2021-2022 Expenditures (Compliance) SEMA - SACS2022ALL	\$ 969,467.96	Pass	\$ 6,875.66	Fail	\$ -	Fail	\$ -	Fail	141	Pass
		\$ -		\$ -		\$ -		\$ -		

2022-2023 Expenditures (Compliance) SEMA - SACS Web 2022/23	\$ 1,194,457.08	Pass	\$ 7,152.44	Fail	\$ 82,136.04	Fail	\$ 491.83	Fail	167	Pass
		\$ -	\$ -	\$ -	\$ -					
2023-2024 Expenditures (Compliance) SEMA - SACS Web 2023/24	\$ 1,473,866.38	Pass	\$ 9,328.27	Pass	\$ 437,036.38	Fail	\$ 2,766.05	Fail	158	Pass
		\$ -	\$ -	\$ -	\$ -					
Expenditures (Eligibility No PCRA) SEMB - SACS Web 2023/24 (Expenditures less PCRA for Comparison Year)	\$ 1,473,866.38	Comparison Year	\$ 9,328.27	Comparison Year	\$ 534,170.65	Comparison Year	\$ 5,186.12	Comparison Year		
	\$ -	2023-2024	\$ -	2023-2024	\$ -	2013-2014	\$ -	2013-2014		
2024-2025 Budget (Eligibility) SEMB - SACS Web 2023/24	\$ 1,577,648.00	Pass	\$ 10,178.37	Pass	\$ 520,598.00	Fail	\$ 3,358.70	Fail	155	Pass
		\$ -	\$ -	\$ -	\$ -					

The signature of authorized agent conveys agreement with and accuracy of the information provided.

Signature of Authorized Agent 	September 13, 2024
Printed Name and Title of Authorized Agent David Gruber, Chief Business Officer	Contact Person's Name, E-Mail, and Telephone Number David Gruber, Dgruber@lcer.org, (760) 946-5414 ext. 172

Subsequent Year Tracking Worksheet

LOCAL EDUCATIONAL AGENCY (LEA):

SELPA Code and SELPA Name:

Adelanto Elementary (RR01)	RR 3601 Desert Mountain
----------------------------	-------------------------

Fiscal Year 2023-2024

School Year	A	B	C	D	E	F	G	H	I	J
	State and Local Total Amount	State and Local Total MOE Result	State and Local Per Capita Amount	State and Local Per Capita MOE Result	Local Only Total Amount	Local Only Total MOE Result	Local Only Per Capita Amount	Local Only Per Capita MOE Result	CALPADS 16.12 SPED Pupil Count	Result for Fiscal Year
2011-2012 Expenditures (Compliance) SEMA - SACS2012ALL	\$ 6,834,521.43	Pass	\$ 6,667.83	Pass	\$ 5,462,131.82	Pass	\$ 5,328.91	Pass	1025	Pass
2012-2013 Expenditures (Compliance) SEMA - SACS2013ALL	\$ 7,488,167.96	Pass	\$ 7,220.99	Pass	\$ 6,065,856.25	Pass	\$ 5,849.43	Pass	1037	Pass
2013-2014 Expenditures (Compliance) SEMA - SACS2014ALL	\$ 10,223,185.26	Pass	\$ 9,260.13	Pass	\$ 8,421,355.04	Pass	\$ 7,628.04	Pass	1104	Pass
2014-2015 Expenditures (Compliance) SEMA - SACS2015ALL	\$ 12,362,856.21	Pass	\$ 10,731.65	Pass	\$ 9,359,255.58	Pass	\$ 8,124.35	Pass	1152	Pass
2015-2016 Expenditures (Compliance) SEMA - SACS2016ALL	\$ 14,425,235.23	Pass	\$ 11,951.31	Pass	\$ 11,068,369.41	Pass	\$ 9,170.15	Pass	1207	Pass
2016-2017 Expenditures (Compliance) SEMA - SACS2017ALL	\$ 15,624,460.67	Pass	\$ 12,361.12	Pass	\$ 12,423,574.03	Pass	\$ 9,828.78	Pass	1264	Pass
2017-2018 Expenditures (Compliance) SEMA - SACS2018ALL	\$ 17,671,109.65	Pass	\$ 14,378.45	Pass	\$ 14,226,564.17	Pass	\$ 11,575.72	Pass	1229	Pass
2018-2019 Expenditures (Compliance) SEMA - SACS2019ALL	\$ 18,573,557.50	Pass	\$ 16,642.97	Pass	\$ 14,378,451.20	Pass	\$ 12,883.92	Pass	1116	Pass
2019-2020 Expenditures (Compliance) SEMA - SACS2020ALL	\$ 19,426,020.17	Pass	\$ 16,283.34	Fail	\$ 15,376,745.68	Pass	\$ 12,890.82	Pass	1193	Pass
2020-2021 Expenditures (Compliance) SEMA - SACS2021ALL	\$ 17,905,014.48	Fail	\$ 17,068.65	Pass	\$ 12,699,755.08	Fail	\$ 12,106.53	Fail	1049	Pass
2021-2022 Expenditures (Compliance) SEMA - SACS2022ALL	\$ 20,756,363.33	Pass	\$ 20,369.35	Pass	\$ 15,425,914.83	Pass	\$ 15,138.29	Pass	1019	Pass
2022-2023 Expenditures (Compliance) SEMA - SACS Web 2022/23	\$ 24,374,752.92	Pass	\$ 23,573.26	Pass	\$ 17,863,240.32	Pass	\$ 17,275.86	Pass	1034	Pass
2023-2024 Expenditures (Compliance) SEMA - SACS Web 2023/24	\$ 22,890,845.39	Fail	\$ 22,052.84	Fail	\$ 20,615,335.60	Pass	\$ 19,860.63	Pass	1038	Pass
Expenditures (Eligibility No PCRA) SEMB - SACS Web 2023/24 (Expenditures less PCRA for Comparison Year)	\$ 24,374,752.92 \$ (4,159,721.56)	Comparison Year	\$ 23,573.26 \$ (4,022.94)	Comparison Year	\$ 20,615,335.60	Comparison Year	\$ 19,860.63	Comparison Year		
	\$ 20,215,031.34	2022-2023	\$ 19,550.32	2022-2023	\$ 20,615,335.60	2023-2024	\$ 19,860.63	2023-2024		
2024-2025 Budget (Eligibility) SEMB - SACS Web 2023/24	\$ 21,721,570.00	Pass	\$ 20,926.37	Pass	\$ 20,859,896.00	Pass	\$ 20,086.24	Pass	1038	Pass

The signature of authorized agent conveys agreement with and accuracy of the information provided.

Signature of Authorized Agent <i>Zach Klemish</i>	Date Signed 9/13/24
Printed Name and Title of Authorized Agent Zach Klemish - Director of Fiscal Services	Contact Person's Name, E-Mail, and Telephone Number zachary_klemish@aed.net

Subsequent Year Tracking Worksheet

LOCAL EDUCATIONAL AGENCY (LEA):

SELPA Code and SELPA Name:

Apple Valley Unified (RR02)

RR 3601 Desert Mountain


Fiscal Year

2023-2024

School Year	A	B	C	D	E	F	G	H	I	J
	State and Local Total Amount	State and Local Total MOE Result	State and Local Per Capita Amount	State and Local Per Capita MOE Result	Local Only Total Amount	Local Only Total MOE Result	Local Only Per Capita Amount	Local Only Per Capita MOE Result	CALPADS 16.12 SPED Pupil Count	Result for Fiscal Year
2011-2012 Expenditures (Compliance) SEMA - SACS2012ALL	\$ 12,236,846.90	Pass	\$ 8,563.22	Pass	\$ 7,714,305.04	Pass	\$ 5,398.39	Pass	1429	Pass
	\$ -			\$ -		\$ -		\$ -		
2012-2013 Expenditures (Compliance) SEMA - SACS2013ALL	\$ 12,766,983.88	Pass	\$ 8,421.49	Fail	\$ 8,241,936.95	Pass	\$ 5,436.63	Pass	1516	Pass
	\$ -			\$ -		\$ -		\$ -		
2013-2014 Expenditures (Compliance) SEMA - SACS2014ALL	\$ 13,497,448.92	Pass	\$ 8,586.16	Pass	\$ 8,805,337.47	Pass	\$ 5,601.36	Pass	1572	Pass
	\$ -			\$ -		\$ -		\$ -		
2014-2015 Expenditures (Compliance) SEMA - SACS2015ALL	\$ 14,272,708.11	Pass	\$ 9,340.78	Pass	\$ 9,510,304.66	Pass	\$ 6,224.02	Pass	1528	Pass
	\$ -			\$ -		\$ -		\$ -		
2015-2016 Expenditures (Compliance) SEMA - SACS2016ALL	\$ 15,530,540.00	Pass	\$ 10,097.88	Pass	\$ 11,513,836.30	Pass	\$ 7,486.24	Pass	1538	Pass
	\$ -			\$ -		\$ -		\$ -		
2016-2017 Expenditures (Compliance) SEMA - SACS2017ALL	\$ 17,071,159.03	Pass	\$ 11,434.13	Pass	\$ 13,406,881.90	Pass	\$ 8,979.83	Pass	1493	Pass
	\$ -			\$ -		\$ -		\$ -		
2017-2018 Expenditures (Compliance) SEMA - SACS2018ALL	\$ 18,898,599.53	Pass	\$ 12,624.31	Pass	\$ 14,997,204.47	Pass	\$ 10,018.17	Pass	1497	Pass
	\$ -			\$ -		\$ -		\$ -		
2018-2019 Expenditures (Compliance) SEMA - SACS2019ALL	\$ 22,058,265.87	Pass	\$ 14,608.12	Pass	\$ 19,268,675.63	Pass	\$ 12,760.71	Pass	1510	Pass
	\$ -			\$ -		\$ -		\$ -		
2019-2020 Expenditures (Compliance) SEMA - SACS2020ALL	\$ 24,428,523.56	Pass	\$ 14,859.20	Pass	\$ 21,166,850.35	Pass	\$ 12,875.21	Pass	1644	Pass
	\$ -			\$ -		\$ -		\$ -		
2020-2021 Expenditures (Compliance) SEMA - SACS2021ALL	\$ 25,586,067.64	Pass	\$ 16,132.45	Pass	\$ 19,303,123.98	Fail	\$ 12,170.95	Fail	1586	Pass
	\$ -			\$ -		\$ -		\$ -		
2021-2022 Expenditures (Compliance) SEMA - SACS2022ALL	\$ 27,059,993.40	Pass	\$ 16,059.34	Fail	\$ 21,875,678.41	Pass	\$ 12,982.60	Pass	1685	Pass
	\$ -			\$ -		\$ -		\$ -		
2022-2023 Expenditures (Compliance) SEMA - SACS Web 2022/23	\$ 35,683,334.15	Pass	\$ 20,114.62	Pass	\$ 27,677,142.25	Pass	\$ 15,601.55	Pass	1774	Pass

SACS Web 2023/24		\$ -	\$ -	\$ -	\$ -	\$ -	\$ -				
2023-2024	Expenditures (Compliance) SEMA - SACS Web 2023/24	\$ 38,069,736.44	Pass	\$ 20,556.01	Pass	\$ 38,069,736.44	Pass	\$ 20,556.01	Pass	1852	Pass
		\$ -		\$ -		\$ -		\$ -			
	Expenditures (Eligibility No PCRA) SEMB - SACS Web 2023/24 (Expenditures less PCRA for Comparison Year)	\$ 38,069,736.44 \$ (4,001,850.76)	Comparison Year	\$ 20,556.01 \$ (2,160.83)	Comparison Year	\$ 38,069,736.44	Comparison Year	\$ 20,556.01	Comparison Year		
		\$ 34,067,885.68	2023-2024	\$ 18,395.18	2023-2024	\$ 38,069,736.44	2023-2024	\$ 20,556.01	2023-2024		
2024-2025	Budget (Eligibility) SEMB - SACS Web 2023/24										Pass
				\$ -				\$ -			

The signature of authorized agent conveys agreement with and accuracy of the information provided.

Signature of Authorized Agent 	Date Signed 9/3/2024
Printed Name and Title of Authorized Agent Cynthia Kunkel	Contact Person's Name, E-Mail, and Telephone Number Cynthia Kunkel, cindy.kunkel@advisd.org

Subsequent Year Tracking Worksheet

LOCAL EDUCATIONAL AGENCY (LEA):

SELPA Code and SELPA Name:

Barstow Unified (RR04)

RR 3601 Desert Mountain

Fiscal Year

2023-2024

School Year	A State and Local Total Amount	B State and Local Total MOE Result	C State and Local Per Capita Amount	D State and Local Per Capita MOE Result	E Local Only Total Amount	F Local Only Total MOE Result	G Local Only Per Capita Amount	H Local Only Per Capita MOE Result	I CALPADS 16.12 SPED Pupil Count	J Result for Fiscal Year
2011-2012 Expenditures (Compliance) SEMA - SACS2012ALL	\$ 6,580,551.17	Pass With Exemption(s)	\$ 10,186.61	Pass With Exemption(s)	\$ 3,619,071.10	Pass	\$ 5,602.28	Pass	646	Pass
		\$ 35,513.66		\$ 54.97		\$ -		\$ -		
2012-2013 Expenditures (Compliance) SEMA - SACS2013ALL	\$ 6,597,455.98	Pass	\$ 9,759.55	Fail	\$ 3,727,711.27	Pass	\$ 5,514.37	Fail	676	Pass
		\$ -		\$ -		\$ -		\$ -		
2013-2014 Expenditures (Compliance) SEMA - SACS2014ALL	\$ 8,720,812.49	Pass	\$ 12,352.43	Pass	\$ 3,659,988.76	Fail	\$ 5,184.12	Fail	706	Pass
		\$ -		\$ -		\$ -		\$ -		
2014-2015 Expenditures (Compliance) SEMA - SACS2015ALL	\$ 7,646,931.74	Fail	\$ 11,034.53	Fail	\$ 4,525,435.29	Pass	\$ 6,530.21	Pass	693	Pass
		\$ -		\$ -		\$ -		\$ -		
2015-2016 Expenditures (Compliance) SEMA - SACS2016ALL	\$ 8,189,337.94	Fail	\$ 11,437.62	Fail	\$ 5,432,101.42	Pass	\$ 7,586.73	Pass	716	Pass
		\$ -		\$ -		\$ -		\$ -		
2016-2017 Expenditures (Compliance) SEMA - SACS2017ALL	\$ 8,921,119.67	Pass	\$ 12,088.24	Fail	\$ 5,859,880.12	Pass	\$ 7,940.22	Pass	738	Pass
		\$ -		\$ -		\$ -		\$ -		
2017-2018 Expenditures (Compliance) SEMA - SACS2018ALL	\$ 10,419,281.24	Pass	\$ 12,784.39	Pass	\$ 7,648,526.87	Pass	\$ 9,384.70	Pass	815	Pass
		\$ -		\$ -		\$ -		\$ -		
2018-2019 Expenditures (Compliance) SEMA - SACS2019ALL	\$ 13,193,085.72	Pass	\$ 15,077.81	Pass	\$ 10,613,170.68	Pass	\$ 12,129.34	Pass	875	Pass
		\$ -		\$ -		\$ -		\$ -		
2019-2020 Expenditures (Compliance) SEMA - SACS2020ALL	\$ 13,297,970.46	Pass	\$ 13,638.94	Fail	\$ 11,118,048.86	Pass	\$ 11,403.13	Fail	975	Pass
		\$ -		\$ -		\$ -		\$ -		
2020-2021 Expenditures (Compliance) SEMA - SACS2021ALL	\$ 13,375,782.19	Pass	\$ 13,976.78	Fail	\$ 9,327,580.79	Fail	\$ 9,746.69	Fail	957	Pass
		\$ -		\$ -		\$ -		\$ -		
2021-2022 Expenditures (Compliance) SEMA - SACS2022ALL	\$ 15,485,963.06	Pass	\$ 15,721.79	Pass	\$ 11,945,232.05	Pass	\$ 12,127.14	Fail	985	Pass
		\$ -		\$ -		\$ -		\$ -		
2022-2023 Expenditures (Compliance) SEMA - SACS Web 2022/23	\$ 16,744,586.45	Pass	\$ 16,947.96	Pass	\$ 12,377,116.75	Pass	\$ 12,527.45	Pass	988	Pass
		\$ -		\$ -		\$ -		\$ -		

2023-2024 Expenditures (Compliance) SEMA - SACS Web 2023/24	\$ 19,976,783.58	Pass	\$ 20,962.00	Pass	\$ 4,158,239.28	Fail	\$ 4,363.32	Fail	953	Pass
	\$ -		\$ -		\$ -		\$ -			
Expenditures (Eligibility No PCRA) SEMB - SACS Web 2023/24 (Expenditures less PCRA for Comparison Year)	\$ 19,976,783.58	Comparison Year	\$ 20,962.00	Comparison Year	\$ 12,377,116.75	Comparison Year	\$ 12,527.45	Comparison Year		
	\$ (3,748,096.13)		\$ (3,932.94)							
	\$ 16,228,687.45	2023-2024	\$ 17,029.06	2023-2024	\$ 12,377,116.75	2022-2023	\$ 12,527.45	2022-2023		
2024-2025 Budget (Eligibility) SEMB - SACS Web 2023/24	\$ 22,976,999.00	Pass	\$ 24,110.18	Pass	\$ 22,171,712.00	Pass	\$ 23,265.18	Pass	953	Pass
			\$ -				\$ -			

The signature of authorized agent conveys agreement with and accuracy of the information provided.

Signature of Authorized Agent 	Date Signed 9/14/24
Printed Name and Title of Authorized Agent Julie Carter, Director-Fiscal Services	Contact Person's Name, E-Mail, and Telephone Number Julie Carter, julie_carter@busdk12.com, 760-255-6012

Subsequent Year Tracking Worksheet

LOCAL EDUCATIONAL AGENCY (LEA):

SELPA Code and SELPA Name:

Bear Valley Unified (RR05)

RR 3601 Desert Mountain


Fiscal Year

2023-2024

School Year		A	B	C	D	E	F	G	H	I	J
		State and Local Total Amount	State and Local Total MOE Result	State and Local Per Capita Amount	State and Local Per Capita MOE Result	Local Only Total Amount	Local Only Total MOE Result	Local Only Per Capita Amount	Local Only Per Capita MOE Result	CALPADS 16.12 SPED Pupil Count	Result for Fiscal Year
2011-2012	Expenditures (Compliance) SEMA - SACS2012ALL	\$ 2,312,465.07	Pass	\$ 8,408.96	Pass	\$ 1,106,491.10	Pass	\$ 4,023.60	Pass	275	Pass
		\$ -			\$ -		\$ -		\$ -		
2012-2013	Expenditures (Compliance) SEMA - SACS2013ALL	\$ 2,159,780.97	Fail	\$ 7,797.04	Fail	\$ 1,107,328.57	Pass	\$ 3,997.58	Fail	277	Pass
		\$ -			\$ -		\$ -		\$ -		
2013-2014	Expenditures (Compliance) SEMA - SACS2014ALL	\$ 2,424,095.74	Pass	\$ 8,107.34	Fail	\$ 1,098,387.70	Fail	\$ 3,673.54	Fail	299	Pass
		\$ -			\$ -		\$ -		\$ -		
2014-2015	Expenditures (Compliance) SEMA - SACS2015ALL	\$ 2,555,487.20	Pass	\$ 8,546.78	Pass	\$ 1,389,410.54	Pass	\$ 4,646.86	Pass	299	Pass
		\$ -			\$ -		\$ -		\$ -		
2015-2016	Expenditures (Compliance) SEMA - SACS2016ALL	\$ 2,921,069.99	Pass	\$ 9,422.81	Pass	\$ 1,633,606.44	Pass	\$ 5,269.70	Pass	310	Pass
		\$ -			\$ -		\$ -		\$ -		
2016-2017	Expenditures (Compliance) SEMA - SACS2017ALL	\$ 2,906,682.64	Fail	\$ 8,888.94	Fail	\$ 1,653,703.93	Pass	\$ 5,057.20	Fail	327	Pass
		\$ -			\$ -		\$ -		\$ -		
2017-2018	Expenditures (Compliance) SEMA - SACS2018ALL	\$ 3,488,990.20	Pass	\$ 10,604.83	Pass	\$ 1,965,033.30	Pass	\$ 5,972.75	Pass	329	Pass
		\$ -			\$ -		\$ -		\$ -		
2018-2019	Expenditures (Compliance) SEMA - SACS2019ALL	\$ 3,734,567.20	Pass	\$ 11,634.17	Pass	\$ 2,300,591.94	Pass	\$ 7,166.95	Pass	321	Pass
		\$ -			\$ -		\$ -		\$ -		
2019-2020	Expenditures (Compliance) SEMA - SACS2020ALL	\$ 3,868,853.63	Pass	\$ 12,602.13	Pass	\$ 2,291,608.98	Fail	\$ 7,464.52	Pass	307	Pass
		\$ -			\$ -		\$ -		\$ -		
2020-2021	Expenditures (Compliance) SEMA - SACS2021ALL	\$ 3,199,333.37	Pass With Exemption(s)	\$ 11,108.80	Pass With Exemption(s)	\$ 1,762,382.74	Fail	\$ 6,119.38	Fail	288	Pass
		\$ 696,765.72			\$ 2,269.60		\$ 141,825.96		\$ 461.97		
2021-2022	Expenditures (Compliance) SEMA - SACS2022ALL	\$ 3,540,682.71	Pass	\$ 12,084.24	Pass	\$ 2,233,782.21	Fail	\$ 7,623.83	Pass	293	Pass
		\$ -			\$ -		\$ -		\$ -		
2022-2023	Expenditures (Compliance) SEMA - SACS Web 2022/23	\$ 4,608,950.08	Pass	\$ 16,578.96	Pass	\$ 2,678,548.47	Pass	\$ 9,635.07	Pass	278	Pass
		\$ -			\$ -		\$ -		\$ -		
2023-2024	Expenditures (Compliance) SEMA - SACS Web 2023/24	\$ 5,462,220.10	Pass	\$ 19,233.17	Pass	\$ 3,404,487.20	Pass	\$ 11,987.63	Pass	284	Pass
		\$ -			\$ -		\$ -		\$ -		
	Expenditures (Eligibility No PCRA) SEMB - SACS Web 2023/24	\$ 5,462,220.10	Comparison Year	\$ 19,233.17	Comparison Year	\$ 3,404,487.20	Comparison Year	\$ 11,987.63	Comparison Year		
		\$ (1,399,649.61)		\$ (4,928.34)							

	(Expenditures less PCRA for Comparison Year)	\$ 4,062,570.49	2023-2024	\$ 14,304.83	2023-2024	\$ 3,404,487.20	2023-2024	\$ 11,987.63	2023-2024		
2024-2025	Budget (Eligibility) SEMB - SACS Web 2023/24	\$ 4,580,840.40	Pass	\$ 16,129.72	Pass	\$ 4,066,863.40	Pass	\$ 14,319.94	Pass	284	Pass
				\$ -				\$ -			

The signature of authorized agent conveys agreement with and accuracy of the information provided.

Signature of Authorized Agent 	Date Signed 9-12-2024
Printed Name and Title of Authorized Agent Jessica Rawlings, Executive Director of Business Services and Classified Personnel	Contact Person's Name, E-Mail, and Telephone Number Jessica Rawlings, jessica_rawlings@bearvalleyusd.org, (909) 866-4631

Subsequent Year Tracking Worksheet

LOCAL EDUCATIONAL AGENCY (LEA):

SELPA Code and SELPA Name:

Excelsior San Bernardino (RRA1)

RR 3601 Desert Mountain

Fiscal Year

2023-2024

School Year	A	B	C	D	E	F	G	H	I	J
	State and Local Total Amount	State and Local Total MOE Result	State and Local Per Capita Amount	State and Local Per Capita MOE Result	Local Only Total Amount	Local Only Total MOE Result	Local Only Per Capita Amount	Local Only Per Capita MOE Result	CALPADS 16.12 SPED Pupil Count	Result for Fiscal Year
2011-2012 Expenditures (Compliance) SEMA - SACS2012ALL	\$ 478,183.38	Pass	\$ 4,511.16	Pass	\$ 267.43	Pass	\$ 2.52	Pass	106	Pass
	\$ -			\$ -		\$ -		\$ -		
2012-2013 Expenditures (Compliance) SEMA - SACS2013ALL	\$ 532,616.00	Pass	\$ 4,475.76	Fail	\$ 427.50	Pass	\$ 3.59	Pass	119	Pass
	\$ -			\$ -		\$ -		\$ -		
2013-2014 Expenditures (Compliance) SEMA - SACS2014ALL	\$ 740,203.36	Pass	\$ 4,181.94	Fail	\$ 559.75	Pass	\$ 3.16	Fail	177	Pass
	\$ -			\$ -		\$ -		\$ -		
2014-2015 Expenditures (Compliance) SEMA - SACS2015ALL	\$ 834,656.04	Pass	\$ 4,091.45	Fail	\$ 559.75	Pass	\$ 2.74	Fail	204	Pass
	\$ -			\$ -		\$ -		\$ -		
2015-2016 Expenditures (Compliance) SEMA - SACS2016ALL	\$ 840,333.44	Pass	\$ 3,982.62	Fail	\$ 700.00	Pass	\$ 3.32	Fail	211	Pass
	\$ -			\$ -		\$ -		\$ -		
2017 Expenditures (Compliance) SEMA - SACS2017ALL	\$ 894,264.61	Pass	\$ 4,383.65	Fail	\$ 830.00	Pass	\$ 4.07	Pass	204	Pass
	\$ -			\$ -		\$ -		\$ -		
2018 Expenditures (Compliance) SEMA - SACS2018ALL	\$ 862,552.00	Fail	\$ 4,228.20	Fail	\$ 1,239.00	Pass	\$ 6.07	Pass	204	Pass
	\$ -			\$ -		\$ -		\$ -		
2019 Expenditures (Compliance) SEMA - SACS2019ALL	\$ 820,119.00	Fail	\$ 3,661.25	Fail	\$ 1,419.00	Pass	\$ 6.33	Pass	224	Pass
	\$ -			\$ -		\$ -		\$ -		
2020 Expenditures (Compliance) SEMA - SACS2020ALL	\$ 953,812.00	Pass	\$ 4,183.39	Fail	\$ 1,635.00	Pass	\$ 7.17	Pass	228	Pass
	\$ -			\$ -		\$ -		\$ -		
2021 Expenditures (Compliance) SEMA - SACS2021ALL	\$ 1,098,629.00	Pass	\$ 4,130.18	Fail	\$ 1,750.00	Pass	\$ 6.58	Fail	266	Pass
	\$ -			\$ -		\$ -		\$ -		
2022 Expenditures (Compliance) SEMA - SACS2022ALL	\$ 1,397,078.00	Pass	\$ 4,954.18	Pass	\$ 1,768.38	Pass	\$ 6.27	Fail	282	Pass
	\$ -			\$ -		\$ -		\$ -		

2022-2023 Expenditures (Compliance) SEMA - SACS Web 2022/23	\$ 1,777,647.00	Pass	\$ 5,167.58	Pass	\$ 1,856.00	Pass	\$ 5.40	Fail	344	Pass
	\$ -		\$ -		\$ -		\$ -			
2023-2024 Expenditures (Compliance) SEMA - SACS Web 2023/24	\$ 1,982,221.22	Pass	\$ 5,357.35	Pass	\$ 1,948.80	Pass	\$ 5.27	Fail	370	Pass
	\$ -		\$ -		\$ -		\$ -			
Expenditures (Eligibility No PCRA) SEMB - SACS Web 2023/24 (Expenditures less PCRA for Comparison Year)	\$ 1,982,221.22	Comparison Year	\$ 5,357.35	Comparison Year	\$ 1,948.80	Comparison Year	\$ 7.17	Comparison Year		
	\$ -		\$ -		\$ -		\$ -			
2024-2025 Budget (Eligibility) SEMB - SACS Web 2023/24	\$ 2,304,199.00	Pass		Fail	\$ 2,043.00	Pass	\$ 5.64	Fail	362	Pass
					\$ -		\$ -			

The signature of authorized agent conveys agreement with and accuracy of the information provided.

Signature of Authorized Agent <i>Alicia Anderson</i>	Date Signed 9-11-24
Printed Name and Title of Authorized Agent Alicia Anderson, CFO	Contact Person's Name, E-Mail, and Telephone Number Alicia Anderson, Aliciaa@excelsior.com, 760-245-4262 Ext. 1401

District: **Excelsior San Bernardino (RRA1)**

Page 3								
	Column A					Column B		
	1.Total Special Education Expenditures	2.Less: Expenditures Paid From Federal Sources	3.Expenditures Paid from State and Local Sources	4. Special Education Unduplicated Pupil Count	5. Per Capita State and Local Expenditures	3.Expenditures Paid from State and Local Sources*	Less: Exempt Reduction(s) from Section 1	Less: 50% reduction from Section 2
	B	C	D	E	F	G	H	I
2011-2012	630,941.68	152,758.30	478,183.38	106	4,511.16			
2012-2013	697,674.44	165,058.44	532,616.00	119	4,475.76			
2013-2014	984,584.11	244,380.75	740,203.36	177	4,181.94			
2014-2015	1,121,471.08	286,815.04	834,656.04	204	4,091.45			
2015-2016	1,145,238.50	304,905.06	840,333.44	211	3,982.62			
2016-2017	1,161,022.02	266,757.41	894,264.61	204	4,383.65			
2017-2018	1,129,138.00	266,586.00	862,552.00	204	4,228.20			
2018-2019	1,109,344.00	289,225.00	820,119.00	224	3,661.25			
2019-2020	1,241,678.00	287,866.00	953,812.00	228	4,183.39			
2020-2021	1,431,728.00	333,099.00	1,098,629.00	266	4,130.18			
2021-2022	1,752,081.00	355,003.00	1,397,078.00	282	4,954.18			
2022-2023	2,218,900.00	441,253.00	1,777,647.00	344	5,167.58			
2023-2024	2,469,945.22	487,724.00	1,982,221.22	370	5,357.35			
2024-2025			-		-			
2025-2026			-		-			
2026-2027			-		-			

8.28.24 Version 3

* Data Entry Optional

LEA Maintenance of Effort Calculation (LCM-A)

mn B		Column C			Current Fiscal Year		
Section No Longer Applicable	4. Special Education Unduplicated Pupil Count	Section No Longer Applicable	Section no longer Applicable	Section no Longer Applicable	Expenditures Paid from Local Sources	Per Capita Local Expenditures	Expenditures Paid from Local Sources*
J	K	L	M	N	O	P	Q
					267.43	2.52	
					427.50	3.59	
					559.75	3.16	
					559.75	2.74	
					700.00	3.32	
					830.00	4.07	
					1,239.00	6.07	
					1,419.00	6.33	
					1,635.00	7.17	
					1,750.00	6.58	
					1,768.38	6.27	
					1,856.00	5.40	
					1,948.80	5.27	
						-	
						-	
						-	

* Data Entry Option

Page 4						
Prior Fiscal Year				Difference		Program Cost Report Allocations (PCRA) X
Less: Exempt Reduction(s) from Section 1 R	Less: 50% reduction from Section 2 S	Section No Longer Applicable T	Section No Longer Applicable U	Section No Longer Applicable V	Section No Longer Applicable W	
						-
						-
						-
						-
						-
						-
						-
						-
						-
						-
						-
						-
						-
						-
						-

ial

Subsequent Year Tracking Worksheet

LOCAL EDUCATIONAL AGENCY (LEA):

SELPA Code and SELPA Name:

Excelsior Corona-Norco (RRA16)	RR 3601 Desert Mountain
--------------------------------	-------------------------

Fiscal Year

2023-2024

	A	B	C	D	E	F	G	H	I	J
School Year	State and Local Total Amount	State and Local Total MOE Result	State and Local Per Capita Amount	State and Local Per Capita MOE Result	Local Only Total Amount	Local Only Total MOE Result	Local Only Per Capita Amount	Local Only Per Capita MOE Result	CALPADS 16.12 SPED Pupil Count	Result for Fiscal Year
2011-2012 Expenditures (Compliance) SEMA - SACS2012ALL	\$ -	Pass	\$ -	Pass	\$ -	Pass	\$ -	Pass	0	Pass
		\$ -				\$ -				
2012-2013 Expenditures (Compliance) SEMA - SACS2013ALL	\$ -	Pass	\$ -	Pass	\$ -	Pass	\$ -	Pass	0	Pass
		\$ -				\$ -				
2013-2014 Expenditures (Compliance) SEMA - SACS2014ALL	\$ -	Pass	\$ -	Pass	\$ -	Pass	\$ -	Pass	0	Pass
		\$ -				\$ -				
2014-2015 Expenditures (Compliance) SEMA - SACS2015ALL	\$ -	Pass	\$ -	Pass	\$ -	Pass	\$ -	Pass	0	Pass
		\$ -				\$ -				
2015-2016 Expenditures (Compliance) SEMA - SACS2016ALL	\$ -	Pass	\$ -	Pass	\$ -	Pass	\$ -	Pass	0	Pass
		\$ -				\$ -				
2016-2017 Expenditures (Compliance) SEMA - SACS2017ALL	\$ -	Pass	\$ -	Pass	\$ -	Pass	\$ -	Pass	0	Pass
		\$ -				\$ -				
2017-2018 Expenditures (Compliance) SEMA - SACS2018ALL	\$ -	Pass	\$ -	Pass	\$ -	Pass	\$ -	Pass	0	Pass
		\$ -				\$ -				
2018-2019 Expenditures (Compliance) SEMA - SACS2019ALL	\$ 52,541.00	Pass	\$ 17,513.67	Pass	\$ -	Pass	\$ -	Pass	3	Pass
		\$ -				\$ -				
2019-2020 Expenditures (Compliance) SEMA - SACS2020ALL	\$ 53,992.00	Pass	\$ 10,798.40	Fail	\$ -	Pass	\$ -	Pass	5	Pass
		\$ -		\$ -		\$ -		\$ -		
2020-2021 Expenditures (Compliance) SEMA - SACS2021ALL	\$ 59,483.00	Pass	\$ 4,575.62	Fail	\$ -	Pass	\$ -	Pass	13	Pass
		\$ -		\$ -		\$ -		\$ -		
2021-2022 Expenditures (Compliance) SEMA - SACS2022ALL	\$ 83,298.00	Pass	\$ 4,627.67	Fail	\$ -	Pass	\$ -	Pass	18	Pass
		\$ -		\$ -		\$ -		\$ -		

2022-2023 Expenditures (Compliance) SEMA - SACS Web 2022/23	\$ 111,783.82	Pass	\$ 5,883.36	Fail	\$ -	Pass	\$ -	Pass	19	Pass
	\$ -				\$ -		\$ -			
2023-2024 Expenditures (Compliance) SEMA - SACS Web 2023/24	\$ 120,206.00	Pass	\$ 6,326.63	Fail	\$ -	Pass	\$ -	Pass	19	Pass
	\$ -				\$ -		\$ -			
Expenditures (Eligibility No PCRA) SEMB - SACS Web 2023/24 (Expenditures less PCRA for Comparison Year)	\$ 120,206.00	Comparison Year	\$ 17,513.67	Comparison Year	\$ -	Comparison Year	\$ -	Comparison Year		
	\$ -		\$ -		\$ -		\$ -			
2024-2025 Budget (Eligibility) SEMB - SACS Web 2023/24	\$ 140,330.00	Pass		Fail	\$ -	Pass	\$ -	Pass	15	Pass
					\$ -		\$ -			

The signature of authorized agent conveys agreement with and accuracy of the information provided.

Signature of Authorized Agent <i>Alicia Anderson</i>	Date Signed 9-11-24
Printed Name and Title of Authorized Agent Alicia Anderson, CFO	Contact Person's Name, E-Mail, and Telephone Number Alicia Anderson, Aliciaa@excelsior.com, 760-245-4262 Ext. 1401

District: **Excelsior Corona-Norco (RRA16)**

Page 3								
	Column A					Column B		
	1.Total Special Education Expenditures	2.Less: Expenditures Paid From Federal Sources	3.Expenditures Paid from State and Local Sources	4. Special Education Unduplicated Pupil Count	5. Per Capita State and Local Expenditures	3.Expenditures Paid from State and Local Sources*	Less: Exempt Reduction(s) from Section 1	Less: 50% reduction from Section 2
	B	C	D	E	F	G	H	I
2011-2012	-	-	-	-	-			
2012-2013	-	-	-	-	-			
2013-2014	-	-	-	-	-			
2014-2015	-	-	-	-	-			
2015-2016	-	-	-	-	-			
2016-2017	-	-	-	-	-			
2017-2018	-	-	-	-	-			
2018-2019	56,415.00	3,874.00	52,541.00	3	17,513.67			
2019-2020	65,082.00	11,090.00	53,992.00	5	10,798.40			
2020-2021	76,568.00	17,085.00	59,483.00	13	4,575.62			
2021-2022	105,958.00	22,660.00	83,298.00	18	4,627.67			
2022-2023	136,155.82	24,372.00	111,783.82	19	5,883.36			
2023-2024	145,251.00	25,045.00	120,206.00	19	6,326.63			
2024-2025			-		-			
2025-2026			-		-			
2026-2027			-		-			

8.28.24 Version 3

* Data Entry Optional

Subsequent Year Tracking Worksheet

LOCAL EDUCATIONAL AGENCY (LEA):

SELPA Code and SELPA Name:

Helendale Elementary (RR17)

RR 3601 Desert Mountain

Fiscal Year

2023-2024

School Year	A	B	C	D	E	F	G	H	I	J
	State and Local Total Amount	State and Local Total MOE Result	State and Local Per Capita Amount	State and Local Per Capita MOE Result	Local Only Total Amount	Local Only Total MOE Result	Local Only Per Capita Amount	Local Only Per Capita MOE Result	CALPADS 16.12 SPED Pupil Count	Result for Fiscal Year
2011-2012 Expenditures (Compliance) SEMA - SACS2012ALL	\$ 423,567.31	Pass \$ -	\$ 6,831.73	Pass \$ -	\$ 164,212.96	Pass \$ -	\$ 2,648.60	Pass \$ -	62	Pass
2012-2013 Expenditures (Compliance) SEMA - SACS2013ALL	\$ 416,859.00	Fail \$ -	\$ 8,507.33	Pass \$ -	\$ 174,740.74	Pass \$ -	\$ 3,566.14	Pass \$ -	49	Pass
2013-2014 Expenditures (Compliance) SEMA - SACS2014ALL	\$ 485,163.91	Pass \$ -	\$ 6,383.74	Fail \$ -	\$ 265,882.21	Pass \$ -	\$ 3,498.45	Fail \$ -	76	Pass
2014-2015 Expenditures (Compliance) SEMA - SACS2015ALL	\$ 586,850.55	Pass \$ 50,380.66	\$ 6,520.56	Fail \$ 1,028.18	\$ 288,401.66	Pass \$ 50,380.66	\$ 3,204.46	Pass With Exemption(s) \$ 1,028.18	90	Pass
2015-2016 Expenditures (Compliance) SEMA - SACS2016ALL	\$ 670,469.23	Pass \$ -	\$ 6,385.42	Fail \$ -	\$ 217,720.11	Fail \$ -	\$ 2,073.52	Fail \$ -	105	Pass
2016-2017 Expenditures (Compliance) SEMA - SACS2017ALL	\$ 822,378.68	Pass \$ -	\$ 7,028.88	Fail \$ -	\$ 392,921.58	Pass \$ -	\$ 3,358.30	Pass \$ -	117	Pass
2017-2018 Expenditures (Compliance) SEMA - SACS2018ALL	\$ 1,027,910.80	Pass \$ -	\$ 8,289.60	Fail \$ -	\$ 558,164.48	Pass \$ -	\$ 4,501.33	Pass \$ -	124	Pass
2018-2019 Expenditures (Compliance) SEMA - SACS2019ALL	\$ 1,101,576.09	Pass \$ -	\$ 8,539.35	Pass \$ -	\$ 665,408.15	Pass \$ -	\$ 5,158.20	Pass \$ -	129	Pass
2019-2020 Expenditures (Compliance) SEMA - SACS2020ALL -	\$ 1,213,087.41	Pass \$ -	\$ 9,190.06	Pass \$ -	\$ 752,819.96	Pass \$ -	\$ 5,703.18	Pass \$ -	132	Pass
2020-2021 Expenditures (Compliance) SEMA - SACS2021ALL	\$ 971,105.42	Pass With Exemption(s) \$ 262,106.72	\$ 7,413.02	Pass With Exemption(s) \$ 1,985.66	\$ 648,576.56	Pass With Exemption(s) \$ 262,106.20	\$ 4,950.97	Pass With Exemption(s) \$ 1,985.65	131	Pass
2021-2022 Expenditures (Compliance) SEMA - SACS2022ALL	\$ 1,287,305.57	Pass \$ -	\$ 8,147.50	Pass \$ -	\$ 817,200.59	Pass \$ -	\$ 5,172.16	Pass \$ -	158	Pass
2022-2023 Expenditures (Compliance) SEMA - SACS Web 2022/23	\$ 1,444,096.42	Pass \$ -	\$ 10,389.18	Pass \$ -	\$ 888,345.40	Pass \$ -	\$ 6,390.97	Pass \$ -	139	Pass
2023-2024 Expenditures (Compliance) SEMA - SACS Web 2023/24	\$ 1,949,401.70	Pass \$ -	\$ 13,825.54	Pass \$ -	\$ 1,122,832.78	Pass \$ -	\$ 7,963.35	Pass \$ -	141	Pass
Expenditures (Eligibility) PCRA	\$ 1,949,401.70	Comparison Year	\$ 13,825.54	Comparison Year	\$ 1,122,832.78	Comparison Year	\$ 7,963.35	Comparison Year		
SEMB - SACS Web 2023/24 (Expenditures less PCRA for Comparison Year)	\$ (439,096.63)		\$ (3,114.16)							
2024-2025 Budget (Eligibility) SEMB - SACS Web 2023/24	\$ 2,067,782.00	Pass	\$ 14,665.12	Pass	\$ 1,754,243.00	Pass	\$ 12,441.44	Pass	141	Pass

The signature of authorized agent confirms agreement with and accuracy of the information provided.

Signature of Authorized Agent

René Palmer

Printed Name and Title of Authorized Agent

René Palmer- Director of Finance

Date Signed

9/17/24

Contact Person's Name, E-Mail, and Telephone Number

René Palmer, rpalmer@helendalesd.com, 760-952-1180

Subsequent Year Tracking Worksheet

LOCAL EDUCATIONAL AGENCY (LEA):

SELPA Code and SELPA Name:

Hesperia Unified (RR06)

RR 3601 Desert Mountain


Fiscal Year

2023-2024

School Year	A State and Local Total Amount	B State and Local Total MOE Result	C State and Local Per Capita Amount	D State and Local Per Capita MOE Result	E Local Only Total Amount	F Local Only Total MOE Result	G Local Only Per Capita Amount	H Local Only Per Capita MOE Result	I CALPADS 16.12 SPED Pupil Count	J Result for Fiscal Year
2011-2012 Expenditures (Compliance) SEMA - SACS2012ALL	\$ 20,376,345.94	Pass \$ -	\$ 10,844.25	Pass \$ -	\$ 9,933,237.73	Pass \$ -	\$ 5,286.45	Pass \$ -	1879	Pass
2012-2013 Expenditures (Compliance) SEMA - SACS2013ALL	\$ 21,772,882.01	Pass \$ -	\$ 11,423.34	Pass \$ -	\$ 12,960,369.48	Pass \$ -	\$ 6,799.77	Pass \$ -	1906	Pass
2013-2014 Expenditures (Compliance) SEMA - SACS2014ALL	\$ 23,487,729.30	Pass \$ -	\$ 11,702.90	Pass \$ -	\$ 15,255,545.52	Pass \$ -	\$ 7,601.17	Pass \$ -	2007	Pass
2014-2015 Expenditures (Compliance) SEMA - SACS2015ALL	\$ 28,407,139.20	Pass \$ -	\$ 13,355.50	Pass \$ -	\$ 17,601,262.20	Pass \$ -	\$ 8,275.16	Pass \$ -	2127	Pass
2015-2016 Expenditures (Compliance) SEMA - SACS2016ALL	\$ 33,862,273.59	Pass \$ -	\$ 14,085.80	Pass \$ -	\$ 20,378,791.39	Pass \$ -	\$ 8,685.02	Pass \$ -	2404	Pass
2016-2017 Expenditures (Compliance) SEMA - SACS2017ALL	\$ 37,971,253.51	Pass \$ -	\$ 14,925.81	Pass \$ -	\$ 26,187,949.81	Pass \$ -	\$ 10,294.01	Pass \$ -	2544	Pass
2017-2018 Expenditures (Compliance) SEMA - SACS2018ALL	\$ 41,629,426.27	Pass \$ -	\$ 15,254.46	Pass \$ -	\$ 30,057,764.68	Pass \$ -	\$ 11,014.20	Pass \$ -	2729	Pass
2018-2019 Expenditures (Compliance) SEMA - SACS2019ALL	\$ 42,691,345.06	Pass \$ -	\$ 15,230.59	Fail \$ -	\$ 34,136,006.55	Pass \$ -	\$ 12,178.38	Pass \$ -	2803	Pass
2019-2020 Expenditures (Compliance) SEMA - SACS2020ALL	\$ 43,718,067.92	Pass \$ -	\$ 15,254.04	Fail \$ -	\$ 33,611,647.02	Fail \$ -	\$ 11,727.72	Fail \$ -	2866	Pass
2020-2021 Expenditures (Compliance) SEMA - SACS2021ALL	\$ 43,787,192.26	Pass \$ -	\$ 14,797.97	Fail \$ -	\$ 32,632,267.23	Fail \$ -	\$ 11,028.14	Fail \$ -	2959	Pass
2021-2022 Expenditures (Compliance) SEMA - SACS2022ALL	\$ 49,167,834.16	Pass \$ -	\$ 16,616.37	Pass \$ -	\$ 39,356,573.37	Pass \$ -	\$ 13,300.63	Pass \$ -	2959	Pass
2022-2023 Expenditures (Compliance) SEMA - SACS With 2022/23	\$ 60,512,102.37	Pass	\$ 20,057.04	Pass	\$ 46,931,864.78	Pass	\$ 15,555.81	Pass	3017	Pass

SACS Web 2023/24		\$ -	\$ -	\$ -	\$ -						
2023-2024	Expenditures (Compliance) SEMA - SACS Web 2023/24	\$ 64,104,300.40	Pass	\$ 20,324.76	Pass	\$ 45,172,372.53	Fail	\$ 14,322.25	Fail	3154	Pass
		\$ -		\$ -		\$ -		\$ -			
	Expenditures (Eligibility No PCRA) SEMB - SACS Web 2023/24 (Expenditures less PCRA for Comparison Year)	\$ 64,104,300.40	Comparison Year	\$ 20,324.76	Comparison Year	\$ 46,931,864.78	Comparison Year	\$ 15,555.81	Comparison Year		
		\$ (11,381,835.76)		\$ (3,608.70)							
		\$ 52,722,464.64	2023-2024	\$ 16,716.06	2023-2024	\$ 46,931,864.78	2022-2023	\$ 15,555.81	2022-2023		
2024-2025	Budget (Eligibility) SEMB - SACS Web 2023/24	\$ 62,879,020.00	Pass	\$ 19,936.28	Pass	\$ 57,978,409.00	Pass	\$ 18,382.50	Pass	3154	Pass
		\$ -		\$ -		\$ -		\$ -			

The signature of authorized agent conveys agreement with and accuracy of the information provided.

Signature of Authorized Agent 	Date Signed 8/30/24
Printed Name and Title of Authorized Agent Kortney Grimm Director Fiscal	Contact Person's Name, E-Mail, and Telephone Number Kortney.grimm@hesperiausd.org

Subsequent Year Tracking Worksheet

LOCAL EDUCATIONAL AGENCY (LEA): Health Sciences of High and Middle College (RRA9)	SELPA Code and SELPA Name: RR 3601 Desert Mountain
Fiscal Year 2023-2024	

School Year	A State and Local Total Amount	B State and Local Total MOE Result	C State and Local Per Capita Amount	D State and Local Per Capita MOE Result	E Local Only Total Amount	F Local Only Total MOE Result	G Local Only Per Capita Amount	H Local Only Per Capita MOE Result	I CALPADS 16.12 SPED Pupil Count	J Result for Fiscal Year
2011-2012 Expenditures (Compliance) SEMA - SACS2012ALL	\$ 386,651.57	Pass	\$ 9,205.99	Pass	\$ 162,149.57	Pass	\$ 3,860.70	Pass	42	Pass
	\$ -				\$ -					
2012-2013 Expenditures (Compliance) SEMA - SACS2013ALL	\$ 394,256.00	Pass	\$ 6,358.97	Fail	\$ 150,770.00	Fail	\$ 2,431.77	Fail	62	Pass
	\$ -				\$ -					
2013-2014 Expenditures (Compliance) SEMA - SACS2014ALL	\$ 423,410.00	Pass	\$ 5,963.52	Fail	\$ 216,340.00	Pass	\$ 3,047.04	Fail	71	Pass
	\$ -				\$ -					
2014-2015 Expenditures (Compliance) SEMA - SACS2015ALL	\$ 433,986.00	Pass	\$ 5,424.83	Fail	\$ 216,340.00	Pass	\$ 2,704.25	Fail	80	Pass
	\$ -				\$ -					
2015-2016 Expenditures (Compliance) SEMA - SACS2016ALL	\$ 411,107.00	Fail	\$ 4,725.37	Fail	\$ 216,341.00	Pass	\$ 2,486.68	Fail	87	Pass
	\$ -				\$ -					
2016-2017 Expenditures (Compliance) SEMA - SACS2017ALL	\$ 390,803.88	Fail	\$ 4,157.49	Fail	\$ 220,121.88	Pass	\$ 2,341.72	Fail	94	Pass
	\$ -				\$ -					
2017-2018 Expenditures (Compliance) SEMA - SACS2018ALL	\$ 439,847.00	Pass	\$ 5,174.67	Fail	\$ 205,502.00	Fail	\$ 2,417.67	Fail	85	Pass
	\$ -				\$ -					
2018-2019 Expenditures (Compliance) SEMA - SACS2019ALL	\$ 469,265.00	Pass	\$ 5,393.85	Fail	\$ 263,865.00	Pass	\$ 3,032.93	Fail	87	Pass
	\$ -				\$ -					
2019-2020 Expenditures (Compliance) SEMA - SACS2020ALL	\$ 476,461.00	Pass	\$ 4,963.14	Fail	\$ 246,266.00	Fail	\$ 2,565.27	Fail	96	Pass
	\$ -				\$ -					
2020-2021 Expenditures (Compliance) SEMA - SACS2021ALL	\$ 477,703.00	Pass	\$ 5,192.42	Fail	\$ 179,279.00	Fail	\$ 1,948.68	Fail	92	Pass
	\$ -				\$ -					
2021-2022 Expenditures (Compliance) SEMA - SACS2022ALL	\$ 505,391.00	Pass	\$ 4,906.71	Fail	\$ 149,974.00	Fail	\$ 1,456.06	Fail	103	Pass
	\$ -				\$ -					
2022-2023 Expenditures (Compliance) SEMA - SACS Web 2022/23	\$ 569,804.79	Pass	\$ 5,641.63	Fail	\$ 91,145.79	Fail	\$ 902.43	Fail	101	Pass
	\$ -				\$ -					
2023-2024 Expenditures (Compliance) SEMA - SACS Web 2023/24	\$ 570,319.95	Pass	\$ 5,380.38	Fail	\$ 160,212.95	Fail	\$ 1,511.44	Fail	106	Pass
	\$ -				\$ -					
Expenditures (Eligibility No PCRA) SEMB - SACS Web 2023/24 (Expenditures less PCRA for Comparison Year)	\$ 570,319.95	Comparison Year	\$ 9,205.99	Comparison Year	\$ 263,865.00	Comparison Year	\$ 3,860.70	Comparison Year		
	\$ -		\$ -		\$ -		\$ -			
	\$ 570,319.95	2023-2024	\$ 9,205.99	2011-2012	\$ 263,865.00	2018-2019	\$ 3,860.70	2011-2012		
2024-2025 Budget (Eligibility) SEMB - SACS Web 2023/24	\$ 573,182.00	Pass	\$ 5,407.38	Fail	\$ 162,000.00	Fail	\$ 1,528.30	Fail	106	Pass
	\$ -				\$ -					

The signature of authorized agent conveys agreement with and accuracy of the information provided.

Signature of Authorized Agent <i>Janice A. Vaca</i>	Date Signed 9-10-2024
Printed Name and Title of Authorized Agent Janice A. Vaca, Administrator	Contact Person's Name, E-Mail, and Telephone Number Joshua Eng, jeng@csneci.com, 951-526-1920

Subsequent Year Tracking Worksheet

LOCAL EDUCATIONAL AGENCY (LEA):

SELPA Code and SELPA Name:

Lucerne Valley Unified (RR07)


RR 3601 Desert Mountain

Fiscal Year

2023-2024

School Year	A	B	C	D	E	F	G	H	I	J
	State and Local Total Amount	State and Local Total MOE Result	State and Local Per Capita Amount	State and Local Per Capita MOE Result	Local Only Total Amount	Local Only Total MOE Result	Local Only Per Capita Amount	Local Only Per Capita MOE Result	CALPADS 16.12 SPED Pupil Count	Result for Fiscal Year
2011-2012 Expenditures (Compliance) SEMA - SACS2012ALL	\$ 734,536.12	Pass	\$ 3,293.88	Pass	\$ 288,912.17	Pass	\$ 1,295.57	Pass	223	Pass
	\$ -									
2012-2013 Expenditures (Compliance) SEMA - SACS2013ALL	\$ 704,893.94	Fail	\$ 3,489.57	Pass	\$ 299,472.22	Pass	\$ 1,482.54	Pass	202	Pass
	\$ -									
2013-2014 Expenditures (Compliance) SEMA - SACS2014ALL	\$ 862,447.16	Pass	\$ 4,087.43	Pass	\$ 347,870.55	Pass	\$ 1,648.68	Pass	211	Pass
	\$ -									
2014-2015 Expenditures (Compliance) SEMA - SACS2015ALL	\$ 893,464.64	Pass	\$ 4,234.43	Pass	\$ 285,022.58	Fail	\$ 1,350.82	Fail	211	Pass
	\$ -									
2015-2016 Expenditures (Compliance) SEMA - SACS2016ALL	\$ 890,122.51	Fail	\$ 4,660.33	Pass	\$ 392,478.50	Pass	\$ 2,054.86	Pass	191	Pass
	\$ -									
2016-2017 Expenditures (Compliance) SEMA - SACS2017ALL	\$ 1,021,569.74	Pass	\$ 4,480.57	Fail	\$ 521,283.60	Pass	\$ 2,286.33	Pass	228	Pass
	\$ -									
2017-2018 Expenditures (Compliance) SEMA - SACS2018ALL	\$ 1,122,250.08	Pass	\$ 4,656.64	Fail	\$ 638,829.23	Pass	\$ 2,650.74	Pass	241	Pass
	\$ -									
2018-2019 Expenditures (Compliance) SEMA - SACS2019ALL	\$ 1,474,757.37	Pass	\$ 14,318.03	Pass	\$ 685,153.50	Pass	\$ 6,651.98	Pass	103	Pass
	\$ -									
2019-2020 Expenditures (Compliance) SEMA - SACS2020ALL	\$ 1,637,070.65	Pass	\$ 13,529.51	Fail	\$ 970,368.30	Pass	\$ 8,019.57	Pass	121	Pass
	\$ -									
2020-2021 Expenditures (Compliance) SEMA - SACS2021ALL	\$ 1,922,922.03	Pass	\$ 16,295.95	Pass	\$ 1,201,279.15	Pass	\$ 10,180.33	Pass	118	Pass
	\$ -									
2021-2022 Expenditures (Compliance) SEMA - SACS2022ALL	\$ 2,114,441.44	Pass	\$ 17,919.00	Pass	\$ 1,110,836.56	Fail	\$ 9,413.87	Fail	118	Pass
	\$ -									
2022-2023 Expenditures (Compliance) SEMA - SACS Web 2022/23	\$ 1,985,322.52	Fail	\$ 14,386.40	Fail	\$ 1,143,995.79	Pass With Exemption(s)	\$ 8,289.82	Fail	138	Pass
	\$ 100,693.29			\$ 853.33		\$ 100,693.29		\$ 853.33		
2023-2024 Expenditures (Compliance) SEMA - SACS Web 2023/24	\$ 2,456,462.32	Pass	\$ 16,597.72	Fail	\$ 1,614,115.36	Pass	\$ 10,906.18	Pass	148	Pass
	\$ -									
Expenditures (Eligibility No PCRA) SEMB - SACS Web 2023/24 (Expenditures less PCRA for Comparison Year)	\$ 2,456,462.32 \$ (469,952.93)	Comparison Year	\$ 17,919.00 \$ (4,162.27)	Comparison Year	\$ 1,614,115.36	Comparison Year	\$ 10,906.18	Comparison Year		
	\$ 1,986,509.39	2023-2024	\$ 13,756.73	2021-2022	\$ 1,614,115.36	2023-2024	\$ 10,906.18	2023-2024		
2024-2025 Budget (Eligibility) SEMB - SACS Web 2023/24	\$ 2,271,621.00	Pass	\$ 15,348.79	Pass	\$ 1,888,918.00	Pass	\$ 12,762.96	Pass	148	Pass
	\$ -									

The signature of authorized agent conveys agreement with and accuracy of the information provided.

Signature of Authorized Agent 	Date Signed 9/13/2023
Printed Name and Title of Authorized Agent Olga Fisher, Assistant Superintendent	Contact Person's Name, E-Mail, and Telephone Number Lori Herriman, Accountant (760)248-6108 lori_herriman@lucernevalleyusd.org

Subsequent Year Tracking Worksheet

LOCAL EDUCATIONAL AGENCY (LEA):

SELPA Code and SELPA Name:

Needles Unified (RR08)

RR 3601 Desert Mountain

Fiscal Year

2023-2024

School Year	A	B	C	D	E	F	G	H	I	J
	State and Local Total Amount	State and Local Total MOE Result	State and Local Per Capita Amount	State and Local Per Capita MOE Result	Local Only Total Amount	Local Only Total MOE Result	Local Only Per Capita Amount	Local Only Per Capita MOE Result	CALPADS 16.12 SPED Pupil Count	Result for Fiscal Year
2011-2012 Expenditures (Compliance) SEMA - SACS2012ALL	\$ 667,049.33	Pass	\$ 7,021.57	Pass	\$ 299,968.00	Pass	\$ 3,157.56	Pass	95	Pass
	\$ -			\$ -		\$ -		\$ -		
2012-2013 Expenditures (Compliance) SEMA - SACS2013ALL	\$ 633,725.94	Pass With Exemption(s)	\$ 9,458.60	Pass	\$ 341,257.75	Pass	\$ 5,093.40	Pass	67	Pass
	\$ 84,737.91			\$ 1,264.74		\$ -		\$ -		
2013-2014 Expenditures (Compliance) SEMA - SACS2014ALL	\$ 634,773.76	Pass	\$ 7,934.67	Fail	\$ 233,695.44	Fail	\$ 2,921.19	Fail	80	Pass
	\$ -			\$ -		\$ -		\$ -		
2014-2015 Expenditures (Compliance) SEMA - SACS2015ALL	\$ 744,406.46	Pass	\$ 8,459.16	Fail	\$ 364,327.97	Pass	\$ 4,140.09	Fail	88	Pass
	\$ -			\$ -		\$ -		\$ -		
2015-2016 Expenditures (Compliance) SEMA - SACS2016ALL	\$ 923,378.06	Pass	\$ 8,629.70	Fail	\$ 480,269.89	Pass	\$ 4,488.50	Fail	107	Pass
	\$ -			\$ -		\$ -		\$ -		
2016-2017 Expenditures (Compliance) SEMA - SACS2017ALL	\$ 1,085,265.62	Pass	\$ 10,142.67	Pass	\$ 586,400.54	Pass	\$ 5,480.38	Pass	107	Pass
	\$ -			\$ -		\$ -		\$ -		
2017-2018 Expenditures (Compliance) SEMA - SACS2018ALL	\$ 1,109,289.88	Pass	\$ 8,734.57	Fail	\$ 624,307.04	Pass	\$ 4,915.80	Fail	127	Pass
	\$ -			\$ -		\$ -		\$ -		
2018-2019 Expenditures (Compliance) SEMA - SACS2019ALL	\$ 1,109,453.90	Pass	\$ 9,818.18	Fail	\$ 596,135.71	Fail	\$ 5,275.54	Fail	113	Pass
	\$ -			\$ -		\$ -		\$ -		
2019-2020 Expenditures (Compliance) SEMA - SACS2020ALL	\$ 1,217,922.10	Pass	\$ 10,234.64	Pass	\$ 674,494.75	Pass	\$ 5,668.02	Pass	119	Pass
	\$ -			\$ -		\$ -		\$ -		
2020-2021 Expenditures (Compliance) SEMA - SACS2021ALL	\$ 1,152,077.16	Pass With Exemption(s)	\$ 10,473.43	Pass	\$ 590,654.83	Fail	\$ 5,369.59	Fail	110	Pass
	\$ 92,111.76			\$ 774.05		\$ -		\$ -		
2021-2022 Expenditures (Compliance) SEMA - SACS2022ALL	\$ 1,152,077.28	Pass	\$ 7,245.77	Fail	\$ 612,345.31	Fail	\$ 3,851.23	Fail	159	Pass
	\$ -			\$ -		\$ -		\$ -		
2022-2023 Expenditures (Compliance) SEMA - SACS Web 2022/23	\$ 1,099,300.04	Fail	\$ 6,744.17	Fail	\$ 848,471.54	Pass	\$ 5,205.35	Fail	163	Pass

SACS Web 2022/23		\$ -	\$ -	\$ -	\$ -						
2023-2024	Expenditures (Compliance) SEMA - SACS Web 2023/24	\$ 1,338,023.09	Pass	\$ 8,745.25	Fail	\$ 543,001.61	Fail	\$ 3,549.03	Fail	153	Pass
		\$ -		\$ -		\$ -		\$ -			
	Expenditures (Eligibility No PCRA) SEMB - SACS Web 2023/24 (Expenditures less PCRA for Comparison Year)	\$ 1,338,023.09	Comparison Year	\$ 10,473.43	Comparison Year	\$ 848,471.54	Comparison Year	\$ 5,668.02	Comparison Year		
		\$ (448,049.91)		\$ (1,854.69)							
		\$ 889,973.18	2023-2024	\$ 8,618.74	2020-2021	\$ 848,471.54	2022-2023	\$ 5,668.02	2019-2020		
2024-2025	Budget (Eligibility) SEMB - SACS Web 2023/24	\$ 1,120,024.69	Pass	\$ 7,320.42	Fail	\$ 679,846.00	Fail	\$ 4,443.44	Fail	153	Pass
				\$ -				\$ -			

The signature of authorized agent conveys agreement with and accuracy of the information provided.

Signature of Authorized Agent	Date Signed
Printed Name and Title of Authorized Agent	Contact Person's Name, E-Mail, and Telephone Number

Subsequent Year Tracking Worksheet

LOCAL EDUCATIONAL AGENCY (LEA):

SELPA Code and SELPA Name:


Norton Science and Language Academy (RRA10)	RR 3601 Desert Mountain
---	-------------------------

Fiscal Year 2023-2024

	A	B	C	D	E	F	G	H	I	J
School Year	State and Local Total Amount	State and Local Total MOE Result	State and Local Per Capita Amount	State and Local Per Capita MOE Result	Local Only Total Amount	Local Only Total MOE Result	Local Only Per Capita Amount	Local Only Per Capita MOE Result	CALPADS 16.12 SPED Pupil Count	Result for Fiscal Year
2011-2012 Expenditures (Compliance) SEMA - SACS2012ALL	\$ 242,263.26	Pass With Exemption(s)	\$ 7,570.73	Pass With Exemption(s)	\$ -	Pass	\$ -	Pass	32	Pass
		\$ 24,476.43				\$ 764.89				
2012-2013 Expenditures (Compliance) SEMA - SACS2013ALL	\$ 252,028.10	Pass	\$ 6,000.67	Fail	\$ 4,538.10	Pass	\$ 108.05	Pass	42	Pass
		\$ -				\$ -				
2013-2014 Expenditures (Compliance) SEMA - SACS2014ALL	\$ 378,063.62	Pass	\$ 7,715.58	Pass	\$ 103,360.41	Pass	\$ 2,109.40	Pass	49	Pass
		\$ -				\$ -				
2014-2015 Expenditures (Compliance) SEMA - SACS2015ALL	\$ 326,513.43	Fail	\$ 8,592.46	Pass	\$ 6,644.83	Fail	\$ 174.86	Fail	38	Pass
		\$ -				\$ -				
2015-2016 Expenditures (Compliance) SEMA - SACS2016ALL	\$ 503,130.85	Pass	\$ 8,984.48	Pass	\$ -	Fail	\$ -	Fail	56	Pass
		\$ -				\$ -				
2016-2017 Expenditures (Compliance) SEMA - SACS2017ALL	\$ 541,642.16	Pass	\$ 8,597.49	Fail	\$ 116,584.00	Pass	\$ 1,850.54	Fail	63	Pass
		\$ -				\$ -				
2017-2018 Expenditures (Compliance) SEMA - SACS2018ALL	\$ 584,865.00	Pass	\$ 7,798.20	Fail	\$ 317,524.00	Pass	\$ 4,233.65	Pass	75	Pass
		\$ -				\$ -				
2018-2019 Expenditures (Compliance) SEMA - SACS2019ALL	\$ 549,935.00	Pass With Exemption(s)	\$ 7,332.47	Fail	\$ 275,315.00	Fail	\$ 3,670.87	Fail	75	Pass
		\$ 34,983.84				\$ 624.71				
2019-2020 Expenditures (Compliance) SEMA - SACS2020ALL	\$ 515,233.00	Pass With Exemption(s)	\$ 5,481.20	Fail	\$ 225,845.00	Fail	\$ 2,402.61	Fail	94	Pass
		\$ 94,216.26				\$ 1,682.43				
2020-2021 Expenditures (Compliance) SEMA - SACS2021ALL	\$ 569,893.65	Pass	\$ 5,276.79	Fail	\$ 152,187.65	Fail	\$ 1,409.14	Fail	108	Pass
		\$ -				\$ -				
2021-2022 Expenditures (Compliance) SEMA - SACS2022ALL	\$ 666,218.48	Pass	\$ 4,862.91	Fail	\$ 17,834.48	Fail	\$ 130.18	Fail	137	Pass
		\$ -				\$ -				

2022-2023 Expenditures (Compliance) SEMA - SACS Web 2022/23	\$ 1,005,309.02	Pass	\$ 6,485.86	Fail	\$ 295,076.02	Fail	\$ 1,903.72	Fail	155	Pass
	\$ -		\$ -		\$ -		\$ -			
2023-2024 Expenditures (Compliance) SEMA - SACS Web 2023/24	\$ 1,254,373.75	Pass	\$ 6,636.90	Fail	\$ 585,927.75	Pass	\$ 3,100.15	Fail	189	Pass
	\$ -		\$ -		\$ -		\$ -			
Expenditures (Eligibility No PCRA) SEMB - SACS Web 2023/24 (Expenditures less PCRA for Comparison Year)	\$ 1,254,373.75	Comparison Year	\$ 8,984.48	Comparison Year	\$ 585,927.75	Comparison Year	\$ 4,233.65	Comparison Year		
	\$ -	2023-2024	\$ -	2015-2016	\$ -	2023-2024	\$ -	2017-2018		
2024-2025 Budget (Eligibility) SEMB - SACS Web 2023/24	\$ 1,632,632.00	Pass	\$ 8,329.76	Fail	\$ 952,614.00	Pass	\$ 4,860.28	Pass	196	Pass
	\$ -		\$ -		\$ -		\$ -			

The signature of authorized agent conveys agreement with and accuracy of the information provided.

Signature of Authorized Agent 	September 13, 2024
Printed Name and Title of Authorized Agent David Gruber, Chief Business Officer	Contact Person's Name, E-Mail, and Telephone Number David Gruber, Dgruber@Icer.org, (760) 946-5414 ext. 172

Subsequent Year Tracking Worksheet

LOCAL EDUCATIONAL AGENCY (LEA):

SELPA Code and SELPA Name:

Oro Grande Elementary (RR09)

RR 3601 Desert Mountain


Fiscal Year

2023-2024

School Year		A	B	C	D	E	F	G	H	I	J
		State and Local Total Amount	State and Local Total MOE Result	State and Local Per Capita Amount	State and Local Per Capita MOE Result	Local Only Total Amount	Local Only Total MOE Result	Local Only Per Capita Amount	Local Only Per Capita MOE Result	CALPADS 16.12 SPED Pupil Count	Result for Fiscal Year
2011-2012	Expenditures (Compliance) SEMA - SACS2012ALL	\$ 613,664.95	Pass	\$ 3,486.73	Pass	\$ 411,498.93	Pass	\$ 2,338.06	Pass	176	Pass
		\$ -			\$ -		\$ -				
2012-2013	Expenditures (Compliance) SEMA - SACS2013ALL	\$ 488,916.99	Fail	\$ 3,492.26	Pass	\$ 246,460.24	Fail	\$ 1,760.43	Fail	140	Pass
		\$ -			\$ -		\$ -				
2013-2014	Expenditures (Compliance) SEMA - SACS2014ALL	\$ 1,569,861.08	Pass	\$ 11,983.67	Pass	\$ -	Fail	\$ -	Fail	131	Pass
		\$ -			\$ -		\$ -				
2014-2015	Expenditures (Compliance) SEMA - SACS2015ALL	\$ 1,979,818.70	Pass	\$ 12,939.99	Pass	\$ -	Fail	\$ -	Fail	153	Pass
		\$ -			\$ -		\$ -				
2015-2016	Expenditures (Compliance) SEMA - SACS2016ALL	\$ 2,097,264.52	Pass	\$ 13,707.61	Pass	\$ -	Fail	\$ -	Fail	153	Pass
		\$ -			\$ -		\$ -				
2016-2017	Expenditures (Compliance) SEMA - SACS2017ALL	\$ 2,162,532.49	Pass	\$ 12,217.70	Fail	\$ -	Fail	\$ -	Fail	177	Pass
		\$ -			\$ -		\$ -				
2017-2018	Expenditures (Compliance) SEMA - SACS2018ALL	\$ 2,290,300.29	Pass	\$ 10,803.30	Fail	\$ -	Fail	\$ -	Fail	212	Pass
		\$ -			\$ -		\$ -				
2018-2019	Expenditures (Compliance) SEMA - SACS2019ALL	\$ 2,637,723.79	Pass	\$ 9,916.25	Fail	\$ 700.00	Fail	\$ 2.63	Fail	266	Pass
		\$ -			\$ -		\$ -				
2019-2020	Expenditures (Compliance) SEMA - SACS2020ALL	\$ 2,637,908.04	Pass	\$ 6,325.92	Fail	\$ -	Fail	\$ -	Fail	417	Pass
		\$ -			\$ -		\$ -				
2020-2021	Expenditures (Compliance) SEMA - SACS2021ALL	\$ 3,461,105.42	Pass	\$ 7,920.15	Fail	\$ -	Fail	\$ -	Fail	437	Pass
		\$ -			\$ -		\$ -				
2021-2022	Expenditures (Compliance) SEMA - SACS2022ALL	\$ 4,072,589.51	Pass	\$ 7,877.35	Fail	\$ -	Fail	\$ -	Fail	517	Pass
		\$ -			\$ -		\$ -				
2022-2023	Expenditures (Compliance) SEMA - SACS Web 2022/23	\$ 4,743,261.87	Pass	\$ 7,446.25	Fail	\$ -	Fail	\$ -	Fail	637	Pass
		\$ -			\$ -		\$ -				
2023-2024	Expenditures (Compliance) SEMA - SACS Web 2023/24	\$ 5,339,036.97	Pass	\$ 6,988.27	Fail	\$ -	Fail	\$ -	Fail	764	Pass
		\$ -			\$ -		\$ -				
Expenditures (Eligibility No PCRA) SEMB - SACS Web 2023/24		\$ 5,339,036.97	Comparison Year	\$ 13,707.61	Comparison Year	\$ 411,498.93	Comparison Year	\$ 2,338.06	Comparison Year		
		\$ -		\$ (534.63)							

	(Expenditures less PCRA for Comparison Year)	\$ 5,339,036.97	2023-2024	\$ 13,172.98	2015-2016	\$ 411,498.93	2011-2012	\$ 2,338.06	2011-2012		
2024-2025	Budget (Eligibility) SEMB - SACS Web 2023/24	\$ 5,525,400.96	Pass	\$ 7,232.20	Fail			\$ -		764	Pass
				\$ -				\$ -			

The signature of authorized agent conveys agreement with and accuracy of the information provided.

Signature of Authorized Agent 	Date Signed 9-12-24
Printed Name and Title of Authorized Agent Morgan Daugherty, Executive Director Fiscal Services	Contact Person's Name, E-Mail, and Telephone Number Morgan Daugherty, morgan_daugherty@orogrande.org, 760-243-5884x458

Subsequent Year Tracking Worksheet

LOCAL EDUCATIONAL AGENCY (LEA):

SELPA Code and SELPA Name:

Silver Valley Unified (RR10)	RR 3601 Desert Mountain
------------------------------	-------------------------

Fiscal Year

2023-2024

	A	B	C	D	E	F	G	H	I	J
School Year	State and Local Total Amount	State and Local Total MOE Result	State and Local Per Capita Amount	State and Local Per Capita MOE Result	Local Only Total Amount	Local Only Total MOE Result	Local Only Per Capita Amount	Local Only Per Capita MOE Result	CALPADS 16.12 SPED Pupil Count	Result for Fiscal Year
2011-2012 Expenditures (Compliance) SEMA - SACS2012ALL	\$ 2,911,474.95	Pass	\$ 8,439.06	Pass	\$ 1,709,951.56	Pass	\$ 4,956.38	Pass	345	Pass
		\$ -		\$ -		\$ -		\$ -		
2012-2013 Expenditures (Compliance) SEMA - SACS2013ALL	\$ 3,022,442.22	Pass	\$ 9,656.36	Pass	\$ 1,880,554.51	Pass	\$ 6,008.16	Pass	313	Pass
		\$ -		\$ -		\$ -		\$ -		
2013-2014 Expenditures (Compliance) SEMA - SACS2014ALL	\$ 3,155,714.97	Pass	\$ 9,016.33	Fail	\$ 2,034,411.16	Pass	\$ 5,812.60	Fail	350	Pass
		\$ -		\$ -		\$ -		\$ -		
2014-2015 Expenditures (Compliance) SEMA - SACS2015ALL	\$ 3,606,373.30	Pass	\$ 12,101.92	Pass	\$ 2,137,171.12	Pass	\$ 7,171.72	Pass	298	Pass
		\$ -		\$ -		\$ -		\$ -		
2015-2016 Expenditures (Compliance) SEMA - SACS2016ALL	\$ 3,643,723.03	Pass	\$ 11,530.77	Fail	\$ 2,213,931.09	Pass	\$ 7,006.11	Fail	316	Pass
		\$ -		\$ -		\$ -		\$ -		
2016-2017 Expenditures (Compliance) SEMA - SACS2017ALL	\$ 3,710,878.53	Pass	\$ 11,279.27	Fail	\$ 2,094,565.23	Fail	\$ 6,366.46	Fail	329	Pass
		\$ -		\$ -		\$ -		\$ -		
2017-2018 Expenditures (Compliance) SEMA - SACS2018ALL	\$ 3,712,471.08	Pass	\$ 11,637.84	Fail	\$ 1,862,903.83	Fail	\$ 5,839.82	Fail	319	Pass
		\$ -		\$ -		\$ -		\$ -		
2018-2019 Expenditures (Compliance) SEMA - SACS2019ALL	\$ 3,888,101.31	Pass	\$ 10,594.28	Fail	\$ 2,241,416.87	Pass	\$ 6,107.40	Fail	367	Pass
		\$ -		\$ -		\$ -		\$ -		
2019-2020 Expenditures (Compliance) SEMA - SACS2020ALL	\$ 3,898,981.42	Pass	\$ 10,233.55	Fail	\$ 2,271,973.47	Pass	\$ 5,963.18	Fail	381	Pass
		\$ -		\$ -		\$ -		\$ -		
2020-2021 Expenditures (Compliance) SEMA - SACS2021ALL	\$ 4,206,819.08	Pass	\$ 11,462.72	Fail	\$ 2,120,018.51	Fail	\$ 5,776.62	Fail	367	Pass
		\$ -		\$ -		\$ -		\$ -		
2021-2022 Expenditures (Compliance) SEMA - SACS2022ALL	\$ 4,491,383.73	Pass	\$ 13,651.62	Pass	\$ 2,356,274.76	Pass	\$ 7,161.93	Fail	329	Pass
		\$ -		\$ -		\$ -		\$ -		

2022-2023 Expenditures (Compliance) SEMA - SACS Web 2022/23	\$ 4,815,714.97	Pass	\$ 15,191.53	Pass	\$ 2,419,314.05	Pass	\$ 7,631.91	Pass	317	Pass
	\$ -		\$ -		\$ -		\$ -			
2023-2024 Expenditures (Compliance) SEMA - SACS Web 2023/24	\$ 6,032,893.07	Pass	\$ 16,619.54	Pass	\$ 3,221,263.41	Pass	\$ 8,874.00	Pass	363	Pass
	\$ -		\$ -		\$ -		\$ -			
Expenditures (Eligibility No PCRA) SEMB - SACS Web 2023/24 (Expenditures less PCRA for Comparison Year)	\$ 6,032,893.07	Comparison Year	\$ 16,619.54	Comparison Year	\$ 3,221,263.41	Comparison Year	\$ 8,874.00	Comparison Year		
	\$ (676,264.15)		\$ (1,862.99)							
	\$ 5,356,628.92	2023-2024	\$ 14,756.55	2023-2024	\$ 3,221,263.41	2023-2024	\$ 8,874.00	2023-2024		
2024-2025 Budget (Eligibility) SEMB - SACS Web,2023/24	\$ 5,485,581.00	Pass	\$ 15,111.79	Pass	\$ 3,625,545.00	Pass	\$ 9,987.73	Pass	363	Pass
			\$ -				\$ -			

The signature of authorized agent conveys agreement with and accuracy of the information provided.

Signature of Authorized Agent 	Date Signed 9/13/24
Printed Name and Title of Authorized Agent Robin Schreiner, Sr. Director, Business Services	Contact Person's Name, E-Mail, and Telephone Number rschreiner@svusdk12.net (760) 254-1334

Subsequent Year Tracking Worksheet

LOCAL EDUCATIONAL AGENCY (LEA):

SELPA Code and SELPA Name:

Snowline Joint Unified (RR16)	RR 3601 Desert Mountain
-------------------------------	-------------------------

Fiscal Year

2023-2024

	A	B	C	D	E	F	G	H	I	J
School Year	State and Local Total Amount	State and Local Total MOE Result	State and Local Per Capita Amount	State and Local Per Capita MOE Result	Local Only Total Amount	Local Only Total MOE Result	Local Only Per Capita Amount	Local Only Per Capita MOE Result	CALPADS 16.12 SPED Pupil Count	Result for Fiscal Year
2011-2012 Expenditures (Compliance) SEMA - SACS2012ALL	\$ 6,813,793.40	Pass	\$ 8,092.39	Pass	\$ 4,114,770.52	Pass	\$ 4,886.90	Pass	842	Pass
	\$ -				\$ -					
2012-2013 Expenditures (Compliance) SEMA - SACS2013ALL	\$ 7,850,262.71	Pass	\$ 8,761.45	Pass	\$ 5,228,217.81	Pass	\$ 5,835.06	Pass	896	Pass
	\$ -				\$ 280,879.56			\$ 313.48		
2013-2014 Expenditures (Compliance) SEMA - SACS2014ALL	\$ 7,251,238.49	Fail	\$ 7,498.70	Fail	\$ 5,255,496.12	Pass	\$ 5,434.85	Fail	967	Pass
	\$ -				\$ -			\$ -		
2014-2015 Expenditures (Compliance) SEMA - SACS2015ALL	\$ 8,410,933.90	Pass	\$ 9,152.27	Pass	\$ 6,413,116.80	Pass	\$ 6,978.36	Pass	919	Pass
	\$ -				\$ -			\$ -		
2015-2016 Expenditures (Compliance) SEMA - SACS2016ALL	\$ 9,204,337.23	Pass	\$ 10,004.71	Pass	\$ 7,550,343.51	Pass	\$ 8,206.90	Pass	920	Pass
	\$ -				\$ -			\$ -		
2016-2017 Expenditures (Compliance) SEMA - SACS2017ALL	\$ 10,898,079.81	Pass	\$ 10,833.08	Pass	\$ 8,559,469.81	Pass	\$ 8,508.42	Pass	1006	Pass
	\$ -				\$ -			\$ -		
2017-2018 Expenditures (Compliance) SEMA - SACS2018ALL	\$ 11,529,121.28	Pass	\$ 11,314.15	Pass	\$ 8,461,876.91	Fail	\$ 8,304.10	Fail	1019	Pass
	\$ -				\$ -			\$ -		
2018-2019 Expenditures (Compliance) SEMA - SACS2019ALL	\$ 12,789,421.30	Pass	\$ 11,831.10	Pass	\$ 9,991,663.70	Pass	\$ 9,242.98	Pass	1081	Pass
	\$ -				\$ -			\$ -		
2019-2020 Expenditures (Compliance) SEMA - SACS2020ALL	\$ 12,846,233.15	Pass	\$ 11,721.02	Fail	\$ 9,993,265.05	Pass	\$ 9,117.94	Fail	1096	Pass
	\$ -				\$ -			\$ -		
2020-2021 Expenditures (Compliance) SEMA - SACS2021ALL	\$ 13,436,541.87	Pass	\$ 12,475.93	Pass	\$ 9,538,405.83	Fail	\$ 8,856.46	Fail	1077	Pass
	\$ -				\$ -			\$ -		
2021-2022 Expenditures (Compliance) SEMA - SACS2022ALL	\$ 15,576,653.55	Pass	\$ 13,995.20	Pass	\$ 11,441,401.27	Pass	\$ 10,279.79	Pass	1113	Pass
	\$ -				\$ -			\$ -		
2022-2023 Expenditures (Compliance) SEMA - SACS Web 2022/23	\$ 20,025,402.17	Pass	\$ 17,353.03	Pass	\$ 14,114,908.22	Pass	\$ 12,231.29	Pass	1154	Pass
	\$ -				\$ -			\$ -		
2023-2024 Expenditures (Compliance) SEMA - SACS Web 2023/24	\$ 24,874,679.00	Pass	\$ 20,540.61	Pass	\$ 20,007,978.60	Pass	\$ 16,521.87	Pass	1211	Pass
	\$ -				\$ -			\$ -		
Expenditures (Eligibility No PCRA) SEMB - SACS Web 2023/24	\$ 24,874,679.00	Comparison Year	\$ 20,540.61	Comparison Year	\$ 20,007,978.60	Comparison Year	\$ 16,521.87	Comparison Year		
(Expenditures less PCRA for Comparison Year)	\$ (5,233,573.24)		\$ (4,321.70)							
	\$ 19,641,105.76	2023-2024	\$ 16,218.91	2023-2024	\$ 20,007,978.60	2023-2024	\$ 16,521.87	2023-2024		
2024-2025 Budget (Eligibility) SEMB - SACS Web 2023/24	\$ 22,336,006.00	Pass	\$ 18,444.27	Pass	\$ 23,617,252.00	Pass	\$ 19,502.27	Pass	1211	Pass
	\$ -				\$ -			\$ -		

The signature of authorized agent conveys agreement with and accuracy of the information provided.

Signature of Authorized Agent 	Date Signed 9/12/24
Printed Name and Title of Authorized Agent BILL FLYNN, CHIEF BUSINESS OFFICIAL	Contact Person's Name, E-Mail, and Telephone Number BILL_FLYNN@SNOWLINESCHOOLS.COM 760-868-5817

Subsequent Year Tracking Worksheet

LOCAL EDUCATIONAL AGENCY (LEA):

SELPA Code and SELPA Name:


Trona Joint Unified (RR11)	RR 3601 Desert Mountain
----------------------------	-------------------------

Fiscal Year 2023-2024

	A	B	C	D	E	F	G	H	I	J
School Year	State and Local Total Amount	State and Local Total MOE Result	State and Local Per Capita Amount	State and Local Per Capita MOE Result	Local Only Total Amount	Local Only Total MOE Result	Local Only Per Capita Amount	Local Only Per Capita MOE Result	CALPADS 16.12 SPED Pupil Count	Result for Fiscal Year
2011-2012 Expenditures (Compliance) SEMA - SACS2012ALL	\$ 409,251.82	Pass	\$ 15,740.45	Pass	\$ 104,719.12	Pass	\$ 4,027.66	Pass	26	Pass
		\$ -		\$ -		\$ -		\$ -		
2012-2013 Expenditures (Compliance) SEMA - SACS2013ALL	\$ 383,227.38	Pass With Exemption(s)	\$ 12,774.25	Fail	\$ 127,793.84	Pass	\$ 4,259.79	Pass	30	Pass
		\$ 28,158.01		\$ 938.60		\$ 28,158.01		\$ 938.60		
2013-2014 Expenditures (Compliance) SEMA - SACS2014ALL	\$ 357,348.21	Fail	\$ 11,167.13	Fail	\$ 133,050.18	Pass	\$ 4,157.82	Fail	32	Pass
		\$ -		\$ -		\$ -		\$ -		
2014-2015 Expenditures (Compliance) SEMA - SACS2015ALL	\$ 387,989.34	Pass	\$ 13,378.94	Fail	\$ 113,056.36	Fail	\$ 3,898.50	Fail	29	Pass
		\$ -		\$ -		\$ -		\$ -		
2015-2016 Expenditures (Compliance) SEMA - SACS2016ALL	\$ 456,297.26	Pass	\$ 11,407.43	Fail	\$ 147,123.86	Pass	\$ 3,678.10	Fail	40	Pass
		\$ -		\$ -		\$ -		\$ -		
2016-2017 Expenditures (Compliance) SEMA - SACS2017ALL	\$ 485,759.18	Pass	\$ 8,522.09	Fail	\$ 109,545.52	Fail	\$ 1,921.85	Fail	57	Pass
		\$ -		\$ -		\$ -		\$ -		
2017-2018 Expenditures (Compliance) SEMA - SACS2018ALL	\$ 407,486.98	Fail	\$ 10,448.38	Fail	\$ 172,378.40	Pass	\$ 4,419.96	Pass	39	Pass
		\$ -		\$ -		\$ -		\$ -		
2018-2019 Expenditures (Compliance) SEMA - SACS2019ALL	\$ 577,971.92	Pass	\$ 15,620.86	Fail	\$ 35,845.85	Fail	\$ 968.81	Fail	37	Pass
		\$ -		\$ -		\$ -		\$ -		
2019-2020 Expenditures (Compliance) SEMA - SACS2020ALL	\$ 885,853.36	Pass	\$ 19,257.68	Pass	\$ 494,028.10	Pass	\$ 10,739.74	Pass	46	Pass
		\$ -		\$ -		\$ -		\$ -		
2020-2021 Expenditures (Compliance) SEMA - SACS2021ALL	\$ 662,767.63	Pass With Exemption(s)	\$ 14,101.44	Pass With Exemption(s)	\$ 259,297.30	Pass With Exemption(s)	\$ 5,516.96	Pass With Exemption(s)	47	Pass
		\$ 350,090.48		\$ 7,610.66		\$ 350,090.48		\$ 7,610.66		
2021-2022 Expenditures (Compliance) SEMA - SACS2022ALL	\$ 684,636.84	Pass	\$ 12,011.17	Fail	\$ 164,229.03	Fail	\$ 2,881.21	Fail	57	Pass
		\$ 83,151.23		\$ 1,769.18		\$ 83,151.23		\$ 1,769.18		
2022-2023 Expenditures (Compliance) SEMA - SACS Web 2022/23	\$ 768,015.23	Pass	\$ 13,241.64	Fail	\$ 238,856.71	Fail	\$ 4,118.22	Fail	58	Pass

SACS Web 2023/24		\$ -	\$ -	\$ -	\$ -						
2023-2024	Expenditures (Compliance) SEMA - SACS Web 2023/24	\$ 1,113,255.05	Pass \$ -	\$ 21,828.53	Pass \$ -	\$ 541,560.41	Pass \$ -	\$ 10,618.83	Pass \$ -	51	Pass
	Expenditures (Eligibility No PCRA) SEMB - SACS Web 2023/24 (Expenditures less PCRA for Comparison Year)	\$ 1,113,255.05 \$ (383,185.76)	Comparison Year 2023-2024	\$ 21,828.53 \$ (7,513.45)	Comparison Year 2023-2024	\$ 541,560.41	Comparison Year 2023-2024	\$ 10,618.83	Comparison Year 2023-2024		
2024-2025	Budget (Eligibility) SEMB - SACS Web 2023/24	\$ 730,069.29 \$ 734,061.73	Pass \$ -	\$ 14,315.08	Pass \$ -	\$ 541,560.41	Fail \$ -	\$ 10,618.83	Fail \$ -	51	Pass

The signature of authorized agent conveys agreement with and accuracy of the information provided.

Signature of Authorized Agent 	Date Signed 10/8/2024
Printed Name and Title of Authorized Agent Rebecca Workman Director of Business	Contact Person's Name, E-Mail, and Telephone Number Rebecca Workman rworkman@jUSD.net (760) 392-2849

Subsequent Year Tracking Worksheet

LOCAL EDUCATIONAL AGENCY (LEA):


SELPA Code and SELPA Name:

Victor Elementary (RR12)	
--------------------------	--

Fiscal Year 2023-2024

School Year	A State and Local Total Amount	B State and Local Total MOE Result	C State and Local Per Capita Amount	D State and Local Per Capita MOE Result	E Local Only Total Amount	F Local Only Total MOE Result	G Local Only Per Capita Amount	H Local Only Per Capita MOE Result	I Enrollment	J Result for Fiscal Year
2013-2014 Expenditures (Compliance) SEMA - SACS2014ALL	\$ 11,605,054.80	Pass \$ -	\$ 10,666.41	Fail \$ -	\$ 9,947,541.53	Pass \$ -	\$ 9,142.96	Pass \$ -	1088	Pass
2014-2015 Expenditures (Compliance) SEMA - SACS2015ALL	\$ 13,177,195.95	Pass \$ 626,760.50	\$ 13,310.30	Pass \$ 739.98	\$ 11,898,619.83	Pass \$ -	\$ 12,018.81	Pass \$ -	990	Pass
2015-2016 Expenditures (Compliance) SEMA - SACS2016ALL	\$ 14,669,525.35	Pass \$ 1,286,789.00	\$ 12,255.24	Pass With Exemption(s) \$ 1,299.79	\$ 13,926,879.96	Pass \$ -	\$ 11,634.82	Fail \$ -	1197	Pass
2016-2017 Expenditures (Compliance) SEMA - SACS2017ALL	\$ 16,101,086.20	Pass \$ 257,357.80	\$ 12,290.91	Pass \$ 215.00	\$ 13,945,244.70	Pass \$ -	\$ 10,645.22	Fail \$ -	1310	Pass
2017-2018 Expenditures (Compliance) SEMA - SACS2018ALL	\$ 17,953,607.63	Pass \$ 393,351.24	\$ 12,433.25	Pass \$ 300.27	\$ 15,959,117.31	Pass \$ -	\$ 11,052.02	Fail \$ -	1444	Pass
2018-2019 Expenditures (Compliance) SEMA - SACS2019ALL	\$ 19,432,715.88	Pass \$ 939,212.78	\$ 13,319.20	Pass \$ 650.42	\$ 17,127,064.88	Pass \$ -	\$ 11,738.91	Fail \$ -	1459	Pass
2019-2020 Expenditures (Compliance) SEMA - SACS2020ALL	\$ 19,250,825.49	Pass With Exemption(s) \$ 839,109.73	\$ 13,789.99	Pass \$ 575.13	\$ 16,402,721.02	Fail \$ -	\$ 11,749.80	Fail \$ -	1396	Pass
2020-2021 Expenditures (Compliance) SEMA - SACS2021ALL	\$ 18,568,252.84	Pass With Exemption(s) \$ 910,458.38	\$ 12,520.74	Fail \$ 652.19	\$ 13,564,489.44	Fail \$ -	\$ 9,146.66	Fail \$ -	1483	Pass
2021-2022 Expenditures (Compliance) SEMA - SACS2022ALL	\$ 21,870,197.91	Pass \$ -	\$ 16,116.58	Pass \$ -	\$ 17,174,882.81	Pass \$ -	\$ 12,656.51	Pass \$ -	1357	Pass
2022-2023 Expenditures (Compliance) SEMA - SACS Web 2022/23	\$ 23,315,073.83	Pass \$ -	\$ 16,349.98	Pass \$ -	\$ 17,707,320.51	Pass \$ -	\$ 12,417.48	Fail \$ -	1426	Pass
2023-2024 Expenditures (Compliance) SEMA - SACS Web 2023/24	\$ 27,927,633.93	Pass \$ -	\$ 18,128.31	Pass \$ -	\$ 20,229,369.79	Pass \$ -	\$ 14,659.09	Pass \$ -	1541	Pass
Expenditures (Eligibility No PCRA) SEMB - SACS Web 2023/24 (Expenditures less PCRA for Comparison Year)	\$ 27,927,633.93 \$ (2,973,971.55)	Comparison Year 2023-2024	\$ 18,128.31 \$ (1,929.90)	Comparison Year 2023-2024	\$ 20,229,369.79	Comparison Year 2023-2024	\$ 14,659.09	Comparison Year 2023-2024		
2024-2025 Budget (Eligibility) SEMB - SACS Web 2023/24	\$ 22,976,999.00	Fail	\$ 15,318.00	Fail \$ -	\$ 22,171,712.00	Pass	\$ 14,781.14	Pass \$ -	1500	Pass

The signature of authorized agent conveys agreement with and accuracy of the information provided.

Signature of Authorized Agent 	Date Signed 9/27/24
Printed Name and Title of Authorized Agent Lisa S. Loop, Director, Fiscal Services	Contact Person's Name, E-Mail, and Telephone Number Lisa S. Loop, lloop@vesd.net, 760-245-1691

Principal Apportionment Summary

2024–25 Advance Principal Apportionment

LEGEND: AB 602 = Assembly Bill 602; ADA = Average Daily Attendance; Co. = County; COE = Co
Payment Type: 1 = Paid pursuant to Education Code (EC) Section 14041(a)(2); 2 = Paid pursuant to

County Code	District Code	Local Educational Agency	Special Education Early Intervention Preschool Grant (6547-8590) A-12
36	67587	Adelanto Elementary	520,849
36	67611	Barstow Unified	441,590
36	67637	Bear Valley Unified	101,905
36	67736	Helendale Elementary	84,921
36	67801	Needles Unified	45,291
36	67827	Oro Grande	16,984
36	67892	Trona Joint Unified	11,323
36	67918	Victor Elementary	1,222,863
36	73858	Baker Valley Unified	11,323
36	73890	Silver Valley Unified	249,102
36	73957	Snowline Joint Unified	362,330
36	75044	Hesperia Unified	1,030,376
36	75051	Lucerne Valley Unified	84,921
36	75077	Apple Valley Unified	724,660
TOTAL			\$ 4,908,438

Prepared by:

California Department of Education

School Fiscal Services Division

July 2024

6.3 Excess Cost Reporting Update



No materials, verbal report only.

Legislative Calendar

- New statutes take effect on January 1, 2025, unless otherwise noted.
- Legislature reconvenes in January 2025.
- Governor's 2025 budget will be released by January 10th.
- Last day for bills to be introduced is February 21, 2025. ■



California Association of Health and Education Linked Professions
17800 Highway 18
Apple Valley, CA 92307-1219

 (760) 552-6700
 (760) 242-5363
 www.cahelp.org

MEMORANDUM

To: DMSELPA Governance Council
DMCS Executive Council
LEA Human Resource Departments

From: Pamela Bender, CEO

Subject: Update Bridge Authorization Credential

As an authorized agent, the Desert Mountain SELPA and Desert Mountain Charter SELPA will provide professional development for each of the three special education credential bridges (Mild/Moderate Support Needs, Extensive Support Needs, and Early Childhood Special Education.)

Pre-Training

- Districts need to identify all eligible candidates for each credential.
 - *To be eligible for a bridge credential, the candidate **must** possess the Autism Authorization.*
 - *Educators who hold a credential authorizing special education instruction that was issued under older standards and does not include the autism preparation must also hold the added authorization in autism spectrum disorders to be considered equivalent.*
 - *For additional information, [CIA 22-07](#) and [CIA 22-06](#)*
 - *(Resources for Autism Add-on Authorizations: [AASE ASD](#))*
 - *For MMSN: Learning Handicap (LH) + Autism added authorization +Resource Specialist added authorization*
 - *For ESN: Severely Handicap (SH) + Resource Specialist added authorization*
 - *You can only bridge the base credential- not added authorizations*
- Districts could consider a plan to incentivize teachers for bridging their credentials. One idea is to pay the \$100 CTC application fee.
- District to have participants sign up through OMS.

Training

- The developed training will cover the additional content identified in the newly adopted Teaching Performance Expectations that represent the content not covered during the initial preparation.
- Each training will be approximately 3 hours.
- Training will only be held virtually over Zoom. Please let your candidates know their cameras will need to be on to ensure participation. Should a participant's camera remain off for an extended period, the participant will be asked to re-take the course and the district will be notified.
 - A Zoom link will be sent to registered participants the day before each training.
- **Candidates only need to attend one training date to complete the requirement**
- Registration information will be available on the flyer. Registration will close at the end of our business day 2 days before each training. Example: Training August 1, 2024. Registration will close end of business day on July 30, 2024. Email to participants on July 31, 2024.
 - A pre-registration will be required with the Zoom link to help accurately identify who is in attendance. We ask the participants to have their full name and their LEA identified on the screen. Example: Bugs Bunny, Loony Tunes SD.
- **Commitment from participants**
 - Support and contribute to the culture and atmosphere for professional learning and networking.
 - Make learning meaningful for yourself and your fellow colleagues/participants and look forward to the benefit and impact the learning provides to you, the district you work for, and the students you serve.
 - Participating in the training session from a fixed location (ex: stationary, not in transit) free from distractions.
 - Arriving to the training and returning from breaks promptly.
- **Zoom Etiquette**
 - Participate from a location with sustained, stable internet bandwidth.
 - Turn your camera on for the entirety of the presentation:
 - Participate from a location that is quiet and comfortable for a business meeting that is free from distractions.
 - Mute your microphone:
 - Keep background noise to a minimum when you are not speaking
 - Avoid activities that could cause background noise (ex: shuffling papers or scrolling through social media).

- Limit distractions to focus more on the session:
 - Ex: Turn off notifications, close or minimize running apps, mute your cellphone, etc.
- Position your camera properly:
 - Adjust the camera in a stable position and focus at eye level, if possible.
 - Strive for a more direct sense of engagement with the presenters and other participants.
- Avoid multitasking:
 - Refrain from replying to emails or text messages during the session.
 - Wait to work on other items until after the session ends.

Post Training (CIA 22-07)

LEA / Candidate Responsibility	SELPA Responsibility
<p><u>Application Process is MAIL-IN ONLY (no online submissions for CTC)</u></p> <ul style="list-style-type: none"> • Submit a paper submission to CTC of application form 41-4 • Include the Verification of Professional Development completion letter (provided by SELPA to your HR dept) – you will need to see your Human Resource department to get this form and to include your SSN prior to submission. • Submit a processing fee of \$100 by check or money order payable to “CTC” <p><u>Steps to Complete the Process for Submitting to CTC</u></p> <ol style="list-style-type: none"> 1. Complete & Print CTC Application Form 41-4 2. Submit all documents with wet signatures to Human Resources. <p><u>Steps to Complete Form 41-4:</u></p>	<p>Will complete the Verification Form for each candidate and provide to the LEA for record keeping (MMSN, ESN, ECSE+ TK/K content standards)</p> <p>Will provide a Verification of professional development completion letter to each candidate who participates in the training. This letter will be provided to each LEA Human Resource department after the training.</p> <ol style="list-style-type: none"> 1. Complete & Print Verification of Requirements for the SpEd Bridge Authorizations to Form 41-4 <ol style="list-style-type: none"> a. Wet signature only–no scanned or photocopy <p>CL-904 Bridge Verification Form</p> <p>https://www.ctc.ca.gov/docs/default-source/credentials/alerts/2023_alerts/cia-23-01.pdf?sfvrsn=757d21b1_3</p> <p>One Pager with instructions on how to submit application from DMSELPA</p>

Popup box: Read and scroll to the bottom to check “I’ve read and understand these instructions” Click OK

1. Section 1: Personal Information
 - a. Fill out completely to include the County of Employment and School District of Employment.
 - b. Last name and first name must match your current credential.
2. Section 2: Application Type
 - a. **Select** *Add Subject/Authorization to Existing Document*
3. Section 3: Choose Document Type
 - a. Under Teacher Credentials, **Select** *Education Specialist*
4. Section 4: Select Authorization Subject Areas
 - a. **Select** box for *Special Education Specialty Areas*
 - b. **Use drop-down to select** one of the following
 - i. *Early Childhood Special Education*
 - ii. *Mild Moderate Support Needs*
 - iii. *Extensive Support Needs*
5. Section 5: **Skip** (this is for Child Development applicants only)
6. Section 6: **Complete** Professional Fitness Questions
 - a. Answer yes or no
7. Section 7: **Complete** Child Abuse & Neglect Mandated Reporting

8. Section 8: **Skip** Employing Agency Information (this section is not applicable to the document type)
9. Section 9: Complete Oath and Affidavit
 - a. Date
 - b. City
 - c. County
 - d. State
 - e. Signature – WET Signature ONLY. You must print and sign.
 - f. Comments: **Add the following** “I am applying for the Educational Specialist Bridge Authorization- {ECSE, MMSN, ESN). I have attached the Verification Letter of Professional Development provided by Desert Mountain SELPA.”
10. Click generate document.
11. **Print** document and sign.
12. **Mail application and payment** (check or money order payable to CTC) to:

Commission on Teacher Credentialing
ATTN: Certification Division
651 Bannon Street, Suite 601
Sacramento, CA 95811

For anyone with a different legal name vs CTC name on credential:

Application regarding a Legal Name Change

1. Per the CTC regarding Legal Name Changes:
 - a. Current document holders note: If you have legally changed your name, you must submit by postal mail a completed [Form 41-NC](#) to the Commission along with any required documentation as indicated on the form.
2. This can be submitted prior to or along with the application for a Bridge document.



Desert Mountain Children's Center
17800 Highway 18
Apple Valley, CA 92307-1219

(760) 955-3601
(760) 946-0819
www.dmchildrenscenter.org

MEMORANDUM

Date: November 13, 2024
To: Special Education Directors
From: Linda Llamas, Director

Subject: Desert Mountain Children's Center Client Reports

Attached are the opened and closed cases for the following services:

- Screening, Assessment, Referral and Treatment (SART)
- Early Identification Intervention Services (EIIS)
- School-Age Treatment Services (SATS)
- Student Assistance Program (SAP)
- Speech and occupational therapy

If you should have any questions, please contact me at (760) 955-3606
or by email at

linda.llamas@cahelp.org



Desert Mountain Children's Center

Apple Valley: 17800 Highway 18 Apple Valley, CA 92307 | (760) 955-3601

Big Bear: 42007 Fox Farm Road, Suite 2A, Big Bear Lake, CA 92315 | (909) 866-2165

Yucca Valley: 58967 Business Center Drive, Suites C and D, Yucca Valley, CA 92284 | (760) 369-3130

Some thoughts on childhood bereavement, the holidays, and Seasonal Affective Disorder

Steering Committee

November 1, 2024

As we head into the holiday season, it is an important time to think about some of the ways the ways grief and loss, the holidays, and time and weather changes can affect children's mental health. The month of November marks the observance of Children's Grief Awareness Month in the United States (US) and it seems like a perfect opportunity to think about children's bereavement and the ways it can impact children's development.

According to the Childhood Bereavement Estimation Model (CBEM) developed by Judi's House/JAG Institute and the New York Life Foundation, an estimated 6.3 million children in the US will experience the death of a parent or sibling by age 18.¹ This translates to about 1 in 12 US children experiencing such a loss before reaching adulthood. In California, the estimated rate is 1 in 14 children will experience the death of a parent or sibling before age 18, that is 7.1% or 626K children in California. If you expand the age of bereavement to 25, the rate more than doubles to 1.5 million children in California losing a parent or sibling!²

The COVID-19 pandemic brought childhood bereavement to the forefront due to the sheer number of losses as over 1.2 million people in the US died from COVID-19.³ We also know that the COVID-19 pandemic disproportionately affected racial and ethnic minority groups, therefore youth from these groups were disproportionately affected by parental loss.⁴ For example, between April 2020 – June 2021, 65% of youth who lost a parent or guardian to COVID-related deaths were children from racial and ethnic minorities.⁵ The pandemic likely worsened the gaps in access to health care (including mental health care), employment, housing, and wealth – the social determinants of health that caused the disparities in the first place – compounding the effects of bereavement for children.

Research indicates that unaddressed childhood grief can have profound and lasting impacts, including but not limited to:



Desert Mountain Children's Center

Apple Valley: 17800 Highway 18 Apple Valley, CA 92307 | (760) 955-3601

Big Bear: 42007 Fox Farm Road, Suite 2A, Big Bear Lake, CA 92315 | (909) 866-2165

Yucca Valley: 58967 Business Center Drive, Suites C and D, Yucca Valley, CA 92284 | (760) 369-3130

- Developmental disruptions, including relationship and academic functioning issues.
- Increased risks of substance abuse, mental health challenges (including depression and suicide), and poverty.⁶

In California, racial and ethnic minority youth experience mental illness at rates above the state average, presumably have unmet mental health needs, and are more likely to attend underfunded public schools that lack quality mental health services.⁷ This means communities with the largest percentage of youth impacted by parental loss are often the least likely to have adequate resources to address bereaved youth's needs.

A report by the New York Life Foundation and American Federation of Teachers found that bereaved students often exhibit:

- Difficulty concentrating in class
- Withdrawal/disengagement and less class participation
- Absenteeism
- Decrease in quality of work
- Less reliability in turning in assignments⁸

Addressing childhood grief through comprehensive, culturally responsive, grief-focused, and trauma-informed care is crucial to mitigate these long-term consequences and promote healthy development among bereaved children in California.

The confluence of the holidays, time, and weather changes may exacerbate children's grief which may lead to depression, notably one that is commonly known as Seasonal Affective Disorder (SAD). SAD is a form of depression that follows a seasonal pattern, typically occurring in fall and winter months. Common symptoms in children include irritability, fatigue, school difficulties, sadness, sleep changes, low energy, difficulty concentrating, and loss of interest in activities. While often discussed in terms of adults, children and adolescents can also experience SAD. The exact cause is unknown, but decreased sunlight is believed to disrupt the body's biological clock and production of serotonin and melatonin. This disruption can affect mood, energy levels, and sleep patterns. SAD can affect school performance, leading to difficulties with concentration and motivation. It's important to note that while many children may experience some "winter blues," SAD is a more



Desert Mountain Children's Center

Apple Valley: 17800 Highway 18 Apple Valley, CA 92307 | (760) 955-3601

Big Bear: 42007 Fox Farm Road, Suite 2A, Big Bear Lake, CA 92315 | (909) 866-2165

Yucca Valley: 58967 Business Center Drive, Suites C and D, Yucca Valley, CA 92284 | (760) 369-3130

persistent and severe condition that significantly impacts a child's functioning and requires professional assessment and treatment.⁹

Schools can support children and adolescents who may be experiencing symptoms of SAD by:^{10,11}

1. Implement school-wide strategies:
 - Consider evidence-based programs that support social and emotional learning
 - Train staff on recognizing and supporting students with SAD
2. Offer accommodations:
 - Be familiar with options for accommodations like IEPs or 504 Plans for severely affected students
 - Provide instructional, environmental, and assessment accommodations as required
3. Create a supportive classroom environment:
 - Reduce classroom stress by offering flexible deadlines and avoiding rigid schedules
 - Maintain a positive and upbeat atmosphere
 - Use strength-based teaching strategies to empower students
4. Adapt teaching methods:
 - Use differentiated instruction targeted at the student's preferred learning method
 - Chunk large tasks into smaller, manageable parts
 - Provide frequent teacher check-ins and offer breaks from tasks
5. Implement physical activities:
 - Incorporate regular exercise into the school day, particularly outdoor activities when possible
 - Offer indoor physical activities like yoga or dance during winter months
6. Encourage social connections:
 - Promote involvement in extracurricular activities
 - Facilitate positive peer interactions and support
7. Provide emotional support:
 - Develop a warm and supportive rapport with affected students
 - Offer positive feedback and reinforcement whenever possible
 - Teach coping skills and problem-solving strategies



Desert Mountain Children's Center

Apple Valley: 17800 Highway 18 Apple Valley, CA 92307 | (760) 955-3601

Big Bear: 42007 Fox Farm Road, Suite 2A, Big Bear Lake, CA 92315 | (909) 866-2165

Yucca Valley: 58967 Business Center Drive, Suites C and D, Yucca Valley, CA 92284 | (760) 369-3130

8. Promote emotional awareness:

- Teach students to identify and label their emotions
- Use activities like making faces expressing different emotions or discussing emotions in stories

9. Teach self-care strategies:

- Educate students about the importance of healthy sleep habits, nutrition, and exercise
- Provide lessons on coping with criticism and managing stress

10. Address mental health:

- Make referrals to school counselors, social workers, or mental health professionals when necessary
- Collect data on student behavior and mood to track progress and identify patterns

11. Collaborate with families:

- Maintain open communication with parents about the student's behavior and mood
- Provide resources on SAD for families

By implementing these strategies, schools can create a supportive environment that helps children and adolescents with SAD manage their symptoms and succeed academically and socially.



Desert Mountain Children's Center

Apple Valley: 17800 Highway 18 Apple Valley, CA 92307 | (760) 955-3601

Big Bear: 42007 Fox Farm Road, Suite 2A, Big Bear Lake, CA 92315 | (909) 866-2165

Yucca Valley: 58967 Business Center Drive, Suites C and D, Yucca Valley, CA 92284 | (760) 369-3130

References:

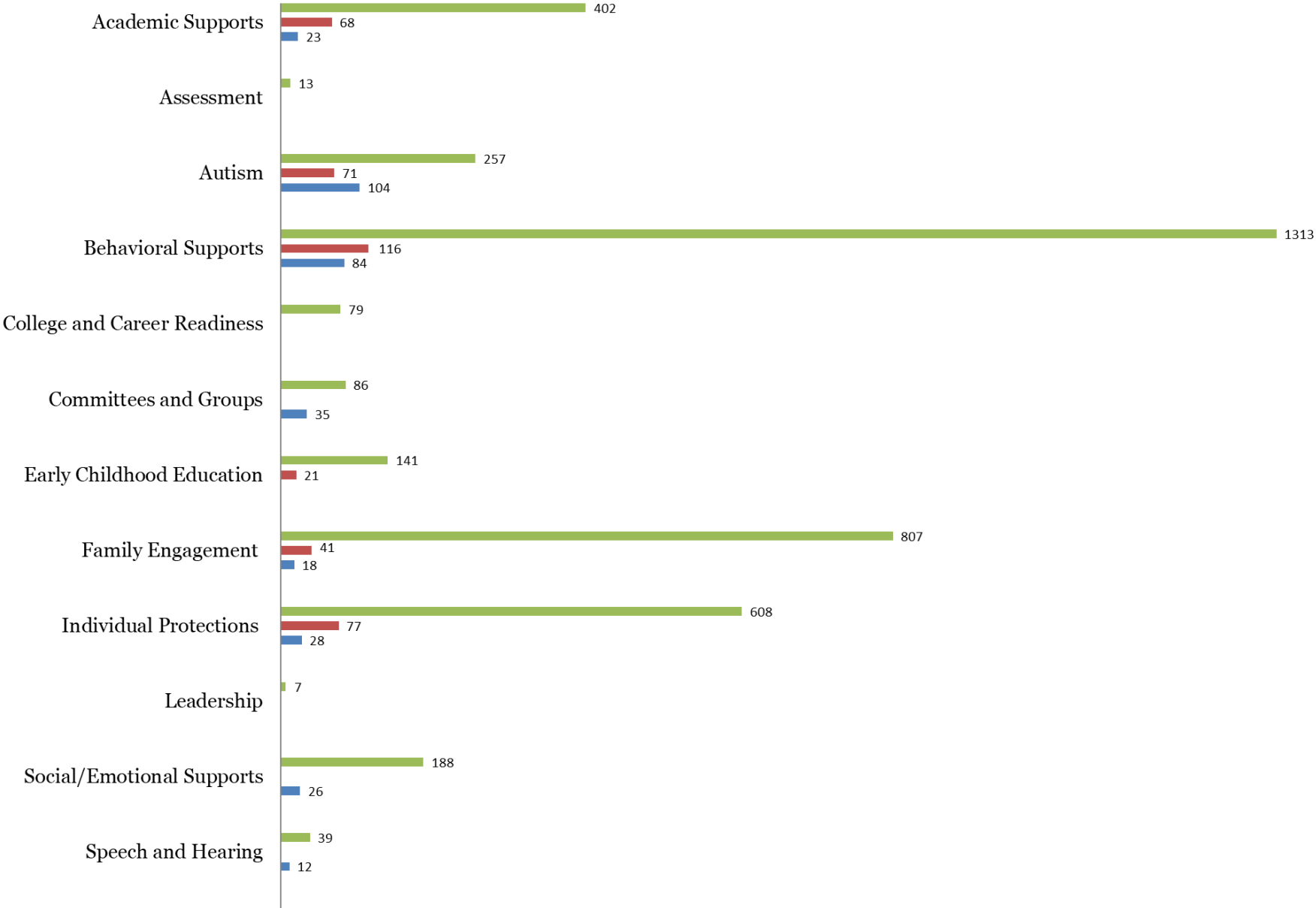
1. <https://judishouse.org/research-tools/cbem/>
2. [ibid](#)
3. <https://covid.cdc.gov/covid-data-tracker/#datatracker-home>
4. <https://pmc.ncbi.nlm.nih.gov/articles/PMC8513546/>
5. <https://www.nih.gov/news-events/news-releases/more-140000-us-children-lost-primary-or-secondary-caregiver-due-covid-19-pandemic>
6. <https://experiencecamps.org/childhood-grief-facts-and-statistics>
7. <https://bppj.studentorg.berkeley.edu/2022/05/04/policy-brief-effects-of-childhood-parental-loss-on-mental-health-outcomes/>
8. <https://experiencecamps.org/childhood-grief-facts-and-statistics>
9. <https://childmind.org/article/seasonal-affective-disorder/>
10. <https://www.tanner.org/the-scope/7-ways-to-help-a-child-with-seasonal-affective-disorder-sad>
11. <https://mhanational.org/tips-teachers-ways-help-students-who-struggle-emotions-or-behavior>

Resources:

- <https://judishouse.org/>
- <https://experiencecamps.org/>
- <https://nacg.org/>
- https://www.aacap.org/AACAP/Families_and_Youth/Facts_for_Families/FFF-Guide/Children-And-Grief-008.aspx
- <https://www.mayoclinichealthsystem.org/hometown-health/speaking-of-health/do-children-grieve>
- <https://www.healthychildren.org/English/healthy-living/emotional-wellness/Building-Resilience/Pages/Grieving-Whats-Normal-When-to-Worry.aspx>
- <https://psychcentral.com/lib/children-and-grief>
- <https://988lifeline.org/>
- <https://www.nami.org/>
- <https://mhanational.org/>
- <https://www.thenationalcouncil.org/>

DMSelpa Professional Learning Participation Summary
OCTOBER 2024 PARTICIPANTS= 330 REGIONAL, 394 ON-SITE; GRAND TOTAL 724
3,940 YEAR-TO-DATE PARTICIPANTS

■ Total Participants YTD by Content Area
 ■ On-Site Trainings
 ■ Regional Trainings



CAHELP PRESENTS



The **2025** IMTSS SYMPOSIUM

NO-DRAMA DISCIPLINE FOR EDUCATORS

**10 Ways to Elevate Discipline and Changing
Challenging Behaviors with the Brain in Mind**

02.27.25

8AM - 4PM

WHERE

High Desert Church
14545 Hook Blvd. Victorville, CA 92394

COST

DMSELPA and DMCS members \$175
Non-members \$250
(includes continental breakfast and lunch)

REGISTRATION

Please register online on OMS
(URL: <https://sbcss.k12oms.org/52-253263>)

A full day symposium with two time
New York Times Best Seller

DR. TINA PAYNE BRYSON

GET IN TOUCH

Letitia.Macaraeg@cahelp.org
(760) 955-3552



California Association of Health and Education Linked Professions



WHAT TO EXPECT?

In this full day symposium, Dr. Bryson applies her “No-Drama Discipline” perspective to education. She will define the true meaning of the word discipline (to teach so that kids learn skills), and show us how to turn big feelings, big behaviors, and big problems into teachable moments.

By “chasing the why” and combining nurture and structure, you will see how behaviors change, relationships get stronger, and discipline becomes more effective. Participants will gain a better understanding of how kids change their behaviors, the role of the nervous system, and how to move kids from reactive into receptive states. She will also walk through the challenges we see on campus and help us approach from a brain-based lens.

Complete with candid stories and a great deal of compassion and humor, this presentation shows you how to effectively shift behaviors, while working with your students’ developing minds, peacefully resolve conflicts, and create an overall classroom and school culture based on positive, growing relationships.

AGENDA

TIME	EVENT
8:00 - 8:30 a.m.	Registration and Breakfast
8:30 - 8:45 a.m.	Welcome and Introduction
8:45 - 10:00 a.m.	Dr. Bryson Presentation Begins
10:00 - 10:15 a.m.	Break
10:15 - 11:30 a.m.	Dr. Bryson Presentation Continued
11:30 a.m. - 12:30 p.m.	Lunch
12:30 - 2:00 p.m.	Dr. Bryson Presentation Continued
2:00 - 2:15 p.m.	Break
2:15 - 3:30 p.m.	Dr. Bryson Presentation Continued
3:30 - 3:45 p.m.	Closing
3:45 - 4:00 p.m.	Dr. Bryson Book Signing



Desert Mountain SELPA
Due Process Summary
July 1, 2024 - October 31, 2024

DISTRICT								CASE ACTIVITY FOR CURRENT YEAR								Filed on Parent
	19/20	20/21	21/22	22/23	23/24	24/25	Total	D/W	Resolution		Mediation		Hearing			
									Active	Settled	Active	Settled	Active	Decision		
Adelanto SD	3	3.5	4	6	5.5	4.5	26.5		0	2	2.5	0	0	0	0	0
Apple Valley USD	10	5	5	6	5	1	32		0	1	0	0	0	0	0	0
Baker USD	0	0	0	0	1	0	1		0	0	0	0	0	0	0	0
Barstow USD	0	1	1	1	2	0	5		0	0	0	0	0	0	0	0
Bear Valley USD	0	1	1	1	2	0	5		0	0	0	0	0	0	0	0
Helendale SD	0	0	0	0	1	2	3		1	0	1	0	0	0	0	0
Hesperia USD	17.5	7	12	3	6.5	3	49		0	1	1	0	1	0	0	0
Lucerne Valley USD	0	0	0	0	0	0	0		0	0	0	0	0	0	0	0
Needles USD	0	0	0	0	0	0	0		0	0	0	0	0	0	0	0
Oro Grande SD	2	0	1	2	3.5	0	8.5		0	0	0	0	0	0	0	0
Silver Valley USD	0	0	0	1	1	0	2		0	0	0	0	0	0	0	0
Snowline USD	7	2	3	1	6	3	22		2	0	1	0	0	0	0	0
Trona USD	0	0	0	0	0	0	0		0	0	0	0	0	0	0	0
Victor Elementary SD	7	1	6	10	12.5	1	37.5		0	1	0	0	0	0	0	0
Victor Valley Union High SD	6.5	10	6	2	7	0	31.5		0	0	0	0	0	0	0	0
Desert/Mountain OPS	2	1	0	0	0	0.5	3.5		0.5	0	0	0	0	0	0	0
Excelsior Education Center	2	0	1	1	1	0	5		0	0	0	0	0	0	0	0
Health Sciences HS & MS	1	1	0	0	0	0	2		0	0	0	0	0	0	0	0
Lewis Center - AAE	1	1	0	1	1	0	4		0	0	0	0	0	0	0	0
Lewis Center - Norton	0	0	0	0	1	0	1		0	0	0	0	0	0	0	0
SELPA-WIDE TOTALS	59	33.5	40	35	56	15	238.50		3.5	5	5.5	0	1	0	0	0

Districts showing a value of .50 above indicates that the district is a co-respondent with another district.

*Number accounts for High Tech High but has exited from CAHELP. Actual count for 2019-20 is 67.

Desert Mountain SELPA
 Due Process Activity Summary
 July 1, 2024 - October 31, 2024

LEA Case Number	Issue(s)	Date Filed	Resolution Scheduled	Mediation Scheduled	Due Process Hearing	Status	IEE	Comp Ed.
1. HUSD Case no. 2024070096	1. Failure to asses in all areas of suspected disabilities (functional vision, ERMHS) 2. Goals not measurable.	7/2/2024	7/11/2024 7/16/2024		8/20-22/2024	For days that students can come to school, a scooter and wheelchair with aide to push will be available. CASE CLOSED - Resolution	Functional Vision, Academic and cognitive with large print	academic tutoring - 80
2. SJUSD Case no. 2024070221	1. Failed to assess in all areas of suspected disabilities (Child find), 2. Goals not measurable, 3. Failed to assess in a timely manner, 4. Vague offer of FAPE	7/8/2024	7/16/2024		8/27-29/2024	District will reach out to Southern CA Diagnostic Center for evaluations per parent request Case Closed - Resolution	FBA	Not to exceed \$18,000
3. Helendale Case no. 2024070128	1. Failed to assess in all areas of suspected disabilities. 2. No goals in all areas of need.	7/9/2024	7/22/2024		8/20-22/2024	Settlement Agreement on July 26, 2024 Case Closed - Resolution	Psychoed up to \$6,000	PTA -\$5700
4. HUSD Case no. 2024070745	1. Failing to offer and provide appropriate FAPE, 2. Impeded parent's ability to participate in decision-making	7/22/2024	7/24/2024 8/12/2024	9/10/2024	9/10-12/2024	District Assessments Case Closed - Mediation		

Desert Mountain SELPA
 Due Process Activity Summary
 July 1, 2024 - October 31, 2024

LEA Case Number	Issue(s)	Date Filed	Resolution Scheduled	Mediation Scheduled	Due Process Hearing	Status	IEE	Comp Ed.
5. AESD Case no. 2024070973	1. Failing to provide FBA or response per parent request, Failed to reassess (psychoed, SPL, OT), 2. Failed to provide PWN for refusal to grant parent request for 1:1, 3. Removed counseling services	7/25/2024	8/2/2024			District Assessments Case Closed: Resolution		20 hours Counseling
6. AESD Case no. 2024080007	1. Fail to conduct Tri within timelines 2. Fail to offer services linked to needs 3. Fail to assess in all areas of suspected disability	7/31/2024	8/14/2024		9/17-19/2024	Case Closed: Resolution	academic tutoring - 85 hours, Behavior - 10, SL -30 hours, counseling - 30 hours	FBA, Psychoeducation
7. VESD Case no. 2024080457	1. Failure to assess in all areas of suspected disability (OT, AAC, Autism, ERMHS) 2. Failure to offer and provide appropriate related services (OT, S&L, Counseling) 3. Failure to provide placement in the LRE	8/13/2024	8/21/2024 9/4/2024	10/24/2024	12/3-5/2024	Request for assessments, increase of services, and comp ed - far apart		

Desert Mountain SELPA
 Due Process Activity Summary
 July 1, 2024 - October 31, 2024

LEA Case Number	Issue(s)	Date Filed	Resolution Scheduled	Mediation Scheduled	Due Process Hearing	Status	IEE	Comp Ed.
8. ASED Case no. 2024080915	1. Failure to provide appropriate placement and Services (OT, S&L, AT, Behavior) 2. Failure to address behaviors	8/23/2024	9/3/2024 9/11/2024		10/8-10/2024	Request to increase services and comp ed Complaint against DMOPS was withdrawn. CASE CLOSED - Resolution		125 hours (speech, OT, behavior)
9. Helendale Case no. 2024090297	Case Dismissed. Helendale has no FAPE obligation. The Charter that was named does not belong to DM SELPA.	9/9/2024				Case Dismissed. Helendale has no FAPE obligation. The Charter that was named does not belong to DM SELPA. CASE CLOSED - Dismissed		
10. SJUSD Case no. 2024091006	Alleges failure to offer Speech and Language, ESY, OT, Home ABA, Clinic Meetings, Parent Training, LRE Placement	9/26/2024	10/7/2024		11/13-14/2024	Request dismissal. Parent no longer hold Ed Rights. CASE CLOSED - Dismissed		

Desert Mountain SELPA
 Due Process Activity Summary
 July 1, 2024 - October 31, 2024

LEA Case Number	Issue(s)	Date Filed	Resolution Scheduled	Mediation Scheduled	Due Process Hearing	Status	IEE	Comp Ed.
11. SJUSD Case no. 2024091077	Alleges failure to offer Speech and Language, ESY, OT, PT, Accommodations, Home ABA, Clinic Meetings, Parent Training, LRE Placement	9/27/2024	10/7/2024		11/13-14/2024	Request dismissal. Parent no longer hold Ed Rights. CASE CLOSED - Dismissed		
12. HUSD Case no. 2024100238	Failure to provide appropriate placement and services (OT,LAS, BIP, behavior, social/emotional) Failing to conduct appropriate assessments (OT. TISA)	10/7/2024	10/17/2024 11/1/2024		11/26-27/2024	Very far apart on reaching settlement. Parent requesting reimbursement for private placement.		
13. AVUSD Case no. 2024100465	Failed to offer Student with sufficient language and speech (LAS) services including ESY Student's reading, writing, and math goal deficient Failing to report on Student's periodic progress	10/14/2024	10/25/2024 11/8/2024		12/3-5/2024			

Desert Mountain SELPA
 Due Process Activity Summary
 July 1, 2024 - October 31, 2024

LEA Case Number	Issue(s)	Date Filed	Resolution Scheduled	Mediation Scheduled	Due Process Hearing	Status	IEE	Comp Ed.
14. AESD Case no. 2024100649	Failing to offer full time 1:1 Failing to offer BCBA, Reading Program, ERMHS, Social Skills, AT, establish new goals Failed to offer sufficient Language and Speech services	10/15/2024	10/23/2024		12/3-4/2024	Negotiating compensatory education		
15. AESD Case no. 2024100795	Child Find Failing to assess FBA, ERMHS	10/24/2024	11/7/2024		12/10- 12/2024			

Desert Mountain SELPA
Legal Expense Summary
As reported at steering October 18, 2024

2000-2001	\$39,301.51
2001-2002	\$97,094.90
2002-2003	\$37,695.13
2003-2004	\$100,013.02
2004-2005	\$136,514.09
2005-2006	\$191,605.08
2006-2007	\$140,793.00
2007-2008	\$171,614.04
2008-2009	\$263,390.71
2009-2010	\$114,076.96
2010-2011	\$293,578.50
2011-2012	\$567,958.10
2012-2013	\$321,646.04
2013-2014	\$250,372.65
2014-2015	\$297,277.76
2015-2016	\$204,756.26
2016-2017	\$233,130.03
2017-2018	\$247,459.52
2018-2019	\$314,479.71
2019-2020	\$475,930.79
2020-2021	\$354,582.16
2021-2022	\$401,072.52
2022-2023	\$391,662.84
2023-2024	\$680,992.26
2024-2025	\$102,945.85

**Desert Mountain SELPA & Charter SELPA
California Department of Education (CDE) Compliance
November 2024**

Annual Determination Letters

February 2025 – Annual Determination Letters will come out earlier than in previous years, so that LEAs have more time to complete Compliance and Improvement Monitoring Activities (CIM).

Disproportionality & Disproportionality by Specific Disability Categories

New for the 2024-25 academic year, data used to calculate **Indicator 9** (Disproportionality overall), and **Indicator 10** (Disproportionality by specific categories) will be pulled from CALPADS following the initial certification deadline, **December 13, 2024**, rather than the close of the amendment window. These data will therefore include data approved by the LEA only, or data which have been approved by both the LEA and SELPA.

**Compliance and Improvement Monitoring Process (CIM)
STEP FOUR: Implementation and Monitoring
Targeted-Progress Reports**

Progress Report #2 due **January 10, 2025** (for the reporting period July 2024–December 2024)

**STEP FOUR: Implementation and Monitoring
Intensive-Progress Reports**

Progress Report #4 due **January 10, 2025** (for the reporting period October 2024-December 2024)

Cyclical Monitoring for Small LEAs Cycle B: 2024

CYCLE B - PARTICIPANTS

La Verne Elementary Academy Preparatory, Leonardo Da Vinci Health Sciences Charter, Mojave River Academy-Oro Grande, Mojave River Academy-Route 66, Mountain View Montessori, Odyssey Charter School, Taylion High Desert Academy

Due: February 28, 2025

Desert Mountain SELPA
2024-2025 Non-Public School Placement Report

	July				August				September				October				November				December			
	District Placed	Residential Placed	LCI/Foster Placed	TOTAL	District Placed	Residential Placed	LCI/Foster Placed	TOTAL	District Placed	Residential Placed	LCI/Foster Placed	TOTAL	District Placed	Residential Placed	LCI/Foster Placed	TOTAL	District Placed	Residential Placed	LCI/Foster Placed	TOTAL	District Placed	Residential Placed	LCI/Foster Placed	TOTAL
Adelanto	10	1		11	10	1		11	9	1		10	9	1		10	12	1		13				
Apple Valley	11	1	13	25	11	1	13	25	12	1	11	24	14	1	11	26	13	1	13	27				
Baker																								
Barstow	8	1		9	8	1		9	8	1		9	9	1		10	9	1		10				
Bear Valley	1			1	1			1	1			1	1			1	1			1				
Helendale																								
Hesperia	14	1	2	17	14		2	16	17		4	21	16		4	20	17	1	4	22				
Lucerne Valley	2	1		3	2	1		3	2	1		3	3	1		4	3	1		4				
Needles																								
Oro Grande																								
Silver Valley	3			3	3			3	3			3	4			4	4			4				
Snowline	10		2	12	10		2	12	9	1		10	8	1		9	9	1		10				
Trona																								
Victor Elem	7		1	8	7		1	8	6	1		7	7			7	7			7				
VVUHSD	23	2	2	27	23	2	2	27	22	2	3	27	23	2	4	29	22	2	4	28				
TOTALS	89	7	20	116	89	6	20	115	89	6	20	115	94	5	21	120	97	7	22	126				
2023-24 Totals	78	8	16	102	78	8	15	102	78	7	14	100	66	8	25	99	68	9	21	98	76	10	20	106
2022-23 Totals	70	5	6	81	70	5	6	81	70	6	9	85	75	6	11	92	73	6	8	87	75	5	9	89
2021-22 Totals	83	4	8	95	82	4	8	94	80	4	10	94	80	4	9	93	80	4	9	93	78	5	10	93
2020-21 Totals	78	6	16	100	69	6	15	90	81	4	18	103	80	4	18	102	80	4	17	101	83	4	17	104
2019-20 Totals	80	11	19	110	74	11	16	101	73	8	17	98	74	8	19	101	75	8	19	102	75	8	19	102
2018-19 Totals	56	18	10	84	63	15	10	88	66	15	13	94	76	13	15	103	81	12	17	110	82	12	17	111
2017-18 Totals	32	17	5	54	30	16	5	51	33	16	6	55	30	17	5	51	21	17	6	44	23	17	5	45



SEIS Open Forum

The Desert Mountain SELPA and Charter SELPA will provide a open forum twice a month to cover any questions or issues relating to Special Education Information System (SEIS). Each session is an open forum style where questions and/or concerns can be addressed. This informal forum is for all SEIS users to bring their experiences and knowledge to assist in navigating through the SEIS system and to hear others' experiences. Questions and comments are welcomed and encouraged.

Presented by:

Colette Garland, MIS Support Analyst
Terri Nelson, MIS Program Technician

Date & Time:

December 10, 2024
Training time 9:00 - 11:00 a.m.

Location:

Virtual

Cost:

Members: \$0.00
Non-member participants: \$0.00

Registration:

Please Click to join [December 10th Open Forum](https://sbcss-net.zoom.us/j/97175032118?pwd=NjVSMIJWR01pT29NNVFEalo0Lzc5dz09)
(URL: <https://sbcss-net.zoom.us/j/97175032118?pwd=NjVSMIJWR01pT29NNVFEalo0Lzc5dz09>)

Audience:

All level SEIS users.

Special Accommodations:

Please submit any special accommodation requests at least fifteen working days prior to the training by notating your request when registering.



7.9 Desired Results Developmental Profile (DRDP) Update

No materials, verbal report only.

7.10 California Longitudinal Pupil Achievement Data System (CALPADS)

Update

No materials, verbal report only.



Desert Mountain Special Education Local Plan Area
17800 Highway 18
Apple Valley, CA 92307-1219

(760) 552-6700
(760) 242-5363
www.cahelp.org

MEMORANDUM

Date: November 15, 2024
To: Directors of Special Education
From: Deborah Sarkesian, Program Manager

Subject: Prevention & Intervention Dedicated Hours & Training Report July-Nov. 2024

The following is an update from the Desert Mountain SELPA Prevention and Intervention Department. If you have any questions regarding expected outcomes, please contact me at (760) 646-8000 extension. 333, or via email at Deborah.Sarkesian@cahelp.org.

Dedicated Hours	Coaching
Coaching	79.08
Collaboration In-Person Meeting	85.17
Observation	19.5
Total	183.75
Behavior/SEL/Trauma-Informed Supports	Facilitated
Bullying Prevention and Intervention: Using Expected Respect Curriculum	1
Creating a Responsive Classroom	2
Cultural Responsiveness: A Compilation of Classroom Strategies	1
EC PBIS	2
EC PBIS in the Home	1
MTSS Sustainability Network	1
PBIS in the Home	3
PBIS Overview	1
Regaining School Muscle Memory	1

MEMORANDUM
PAGE 2

Restorative Practices	3
School-Wide Information System (SWIS) Application – Tier 1	1
The Role of the Universal Screener	6
Weaving SEL into Everyday Practices	1
Working with Behaviors through a Trauma-Informed Lens	1
Customized Trainings	
EC PBIS Beginning of the Year Start up	4
EC PBIS Parent Kick Off	1
EC PBIS Quarterly	2
PBIS & SEL for Frontline Staff 2.0	1
PBIS New Hire Orientation	1
PBIS Refresher	1
PBIS Tier 2 Systems Development	1
Real Talk: Bullying (Partnered w/Outreach Team)	1



Desert Mountain Special Education Local Plan Area
 17800 Highway 18
 Apple Valley, CA 92307-1219

(760) 552-6700
 (760) 242-5363
 www.cahelp.org

MEMORANDUM

Date: November 15, 2024
 To: Directors of Special Education
 From: Deborah Sarkesian, Program Manager
 Subject: **Prevention & Intervention CA-ISP Grant July-November 2024**

The following is an update from the Desert Mountain SELPA Prevention and Intervention Department. If you have any questions regarding expected outcomes, please contact me at (760) 646-8000 extension. 333, or via email at Deborah.Sarkesian@cahelp.org.

<i>Cohort 1: 2 Districts, 4 Schools</i>	<i>Facilitated Trainings</i>	<i>Hours</i>	<i>Coaching Hours</i>
<i>District Professional Learning</i>	2	16	6
<i>MTSS/PBIS Site Team Professional Learning</i>	12	96	12
<i>Whole Staff Professional Learning</i>	*	*	
<i>Cohort 2: 1 District, 3 Schools</i>	<i>Facilitated Trainings</i>	<i>Hours</i>	<i>Coaching Hours</i>
<i>District Professional Learning</i>	1	8	4
<i>MTSS/PBIS Site Team Professional Learning</i>	9	72	9
<i>Whole Staff Professional Learning</i>	3	3	

*Begins November 18th



MTSS Sustainability Network

The Prevention and Intervention team is bringing back an opportunity for district leads, site admin and school site coaches leading the charge for Multi-Tiered Systems of Support (MTSS) on their campuses to be able to attend a network and collaborate with other educators.

The MTSS Sustainability Network provides a forum for practitioners representing school and districts to share successful strategies and resources, update their knowledge, and build capacity and sustainability within their school or district. The MTSS Sustainability Network will focus on providing strategies for embedding practices within your MTSS framework such as school and community collaboration, Social-Emotional Learning (SEL), Cultural Responsiveness, Universal Design for Learning (UDL), and more.

Presented by:

Angela Mgbeke, Project Manager,
Prevention and Intervention

Dates & Times:

Day 1: October 29, 2024 - 8:30 - 10:30 a.m.
Day 2: January 8, 2025 - 8:30 - 10:30 a.m.
Day 3: April 2, 2025 - 8:30 - 10:30 a.m.

Location:

Virtual training, a link will be sent to each participant prior to the training date. This training may be recorded.

Cost:

Desert Mountain SELPA and Charter SELPA
Members \$0.00
Non-member participants \$25.00

Registration:

Please register [online on OMS](https://sbcss.k12oms.org/52-256776)
(URL: <https://sbcss.k12oms.org/52-256776>)

Audience:

Special education teachers, general education teachers, paraprofessionals, school counselors, school psychologists, site administrators and district administrators.

Special Accommodations:

Please submit any special accommodation requests at least fifteen working days prior to the training by notating your request when registering.





Fundamentals of Restorative Practices

This training is a 2-day hybrid model where each day of training requires 2 hours of pre-work to be completed before the 8 hour in person training. Materials will be sent out a week prior to the first day of training. Restorative Practices are a continuum of research-based informal and formal strategies to develop community in schools where adults do things WITH youth rather than TO or FOR them. As a prevention and intervention approach to discipline, restorative practices provide an alternative to suspension and can integrate into a school's multi-tiered system of behavioral and social emotional supports. In this training, participants will learn practical strategies to build strong, healthy relationships and community through the Restorative Practices Continuum.

Day 1 (4 hours): Introduction to Restorative Practices: Learn practical strategies to build strong, healthy relationships and community. Learn to use affective statements and questions for impromptu restorative conversations.

Day 2 (4 hours): Using Circles Effectively: Discover how to optimally utilize circles for community building, social-emotional development, problem solving, and academics.

Presented by:

Craig Cleveland, Prevention and Intervention Specialist

Dates & Times:

January 29-30, 2025

Training time 8:00 a.m. - 12:00 p.m.

Location:

Desert Mountain Educational Service Center
17800 Highway 18, Apple Valley, CA 92307

Cost:

Desert Mountain SELPA and Charter SELPA
Members \$75.00

Non-member participants \$125.00

Registration:

Please register [online on OMS](https://sbcss.k12oms.org/52-238202)
(URL: <https://sbcss.k12oms.org/52-238202>)

Audience:

Special education teachers, general education teachers, paraprofessionals, site administrators, and district administrators.

Special Accommodations:

Please submit any special accommodation requests at least fifteen working days prior to the training by notating your request when registering.





Authorized California PBIS External Reviewer (ACER) 2.0

Are you interested in becoming an Authorized California PBIS External Reviewer 2.0 or were you previously an ACER? We welcome you to come learn about ACER 2.0! By becoming certified as an ACER 2.0, you are able to facilitate the Tiered Fidelity Inventory with PBIS teams and support them through the CA PBIS Recognition Process.

To attend the training, participants must first complete a readiness form. Based on the form's scoring criteria, they will receive an email confirmation if they qualify. Only those who receive this confirmation can attend.

Presented by:

Angela Mgbeke, Project Manager, Desert Mountain SELPA

Dates and Times:

January 21, 2025 - 9:00 - 11:00 a.m. or 1:00 - 3:00 p.m.

February 4, 2025 - 9:00 - 11:00 a.m.

February 26, 2025 - 9:00 - 11:00 a.m.

March 11, 2025 - 9:00 - 11:00 a.m. or 1:00 - 3:00 p.m.



© 2024 Intellectual Property of California Association of Health and Education Linked Professions JPA

Cost:

Free to attend.

Registration and Locations:

Please register online on OMS

[Register for January 21, 2025](#)

Desert Mountain Educational Service Center (DMESC)

[Register for February 4, 2025](#)

Riverside County Office of Education (RCOE)

[Register for February 26, 2025](#)

Dorothy Inghram Learning Center

[Register for March 11, 2025](#)

West End Educational Service Center

Audience:

District and/or site personnel who facilitate the Tiered Fidelity Inventory (TFI) with school teams as an external reviewer.

Special Accommodations:



Please submit any special accommodation requests at least fifteen working days prior to the training by notating your request when registering.

Email: Jeni.Galyean@cahelp.org

Phone: (760) 955-3586



Desert Mountain Special Education Local Plan Area
17800 Highway 18
Apple Valley, CA 92307-1219

 (760) 552-6700
 (760) 242-5363
 www.cahelp.org

MEMORANDUM

Date: November 15, 2024
To: Directors of Special Education
From: Codi Anderson, Occupational/Physical Therapy Supervisor

Subject: Occupational and Physical Therapy Reports

Attached are the occupational and physical therapy Current Students Direct Services reports by district.

If you have any questions concerning either report, please contact me at (760) 955-3659 at Codi.Andersen@cahelp.org



Initial Request for Audiological Services

Request for: Evaluation Equipment Recommendation and Fitting (must have an audiogram dated w/in one year)

Student Name: _____ Date of Birth: _____ Age: _____ Grade: _____

LEA of Attendance: _____ School Site: _____ Teacher: _____

Special Education and Related Service(s): _____

Parent/Guardian: _____

Home Phone: _____ Work Phone: _____ Email Address: _____

I. REFERRAL DETAILS

- The student has a known hearing loss.
- The student transferred with an IEP that included audiological services (Please attach IEP from previous LEA).
- The student transferred with an IEP that included an FM System (Please attach IEP from previous LEA).
- The student has failed a LEA hearing screening and staff would like to confirm the hearing loss.

II. MEDICAL HISTORY

DIRECTIONS: The following information must be obtained via an interview with the parent (see Section A and B).

Interview Conducted By: _____ in person by phone on (date): _____

Contact phone: _____ Email Address: _____

Section A: Prenatal and Birth History

Course of Pregnancy (Check all areas that apply):

- | | | | |
|--------------------------------------|--|--|--|
| <input type="checkbox"/> Accidents | <input type="checkbox"/> Drug/Medication | <input type="checkbox"/> Infections | <input type="checkbox"/> Unusual Weight Gain or Loss |
| <input type="checkbox"/> Alcohol Use | <input type="checkbox"/> Edema (swelling) | <input type="checkbox"/> Nausea/Vomiting | <input type="checkbox"/> Other: _____ |
| <input type="checkbox"/> Bleeding | <input type="checkbox"/> Emotional Disturbance | <input type="checkbox"/> Tobacco Use | _____ |
| <input type="checkbox"/> Diabetes | <input type="checkbox"/> High Blood Pressure | <input type="checkbox"/> Toxemia | _____ |

Birth/Delivery (Check all areas that apply):

- Anesthesia/Medications During Labor/Delivery C-Section Delivery Breech Presentation Vaginal Delivery

Newborn Condition at Birth (Check all areas that apply):

- | | | | |
|---|--|---|--|
| <input type="checkbox"/> Blue Baby | <input type="checkbox"/> Failed Newborn Hearing Screening (NBHS) | <input type="checkbox"/> Feeding Problem | <input type="checkbox"/> Sucking Problem |
| <input type="checkbox"/> Breathing Problem | <input type="checkbox"/> Discharged with Mother | <input type="checkbox"/> ICU Care After Delivery No. of Days: _____ | |
| <input type="checkbox"/> Cord Around the Neck | <input type="checkbox"/> Did Not Follow-up After Failed NBHS | <input type="checkbox"/> Jaundice | |

Section B: Additional Information Required (Parent Interview)

1. Has your child ever had any ear infections? Yes No If yes, how many? _____ When? _____
 What was the treatment? _____
2. Has your child ever had high fevers? Yes No If yes, how high was the temperature? _____ How many? _____
 At what age(s)? _____ What was the treatment? _____
3. Was your child born with a cleft palate and/or lip? Yes No If yes, was it repaired? Yes No
 When? _____ Are additional surgeries planned? Yes No
4. Has your child ever had ear surgery to have tube(s) inserted? Yes No
 If yes, at what age(s)? _____ How many times? _____ Which ear? Left Right
5. Has your child had any other ear surgeries? Yes No If yes, please explain: _____

6. Has your child ever put anything in his/her ear such as a bead, bean, small toy or pencil? Yes No
 Did your child see a doctor for removal? Yes No

Initial Request for Audiological Services

Student Name: _____ **Date of Birth:** _____

7. Has your child ever had a head injury or suffered loss of consciousness? Yes No If yes, at what age? _____
What was the treatment? _____

8. Has your child ever been in a car accident where he/she sustained injuries? Yes No If yes, when? _____
9. Has your child ever put a Q-tip in his/her ear and complained of ear pain or bleeding? Yes No
10. Has your child ever been diagnosed with encephalitis or meningitis? Yes No If yes, at what age? _____
Did a hearing loss occur at the time? Yes No
11. Does your child's outer ear look typical? Yes No If no, please describe below.

12. Does your child have frequent colds, allergies, sinus problems, asthma, or other illnesses? Yes No
When? _____ Treatment: _____

13. When watching TV or listening to music, does your child like the volume up louder than typical? Yes No
14. When called from another room or outside, does your child realize he/she is being called? Yes No
15. How difficult is it for your child to hear and understand telephone conversations? _____
16. When riding in the back seat of the car with your child, how easy is it for him/her to hear and understand what you say?

17. Are there family members who have been diagnosed with hearing loss? Yes No If yes, who and at what age did the hearing loss occur? _____

18. Has your child ever been exposed to very loud noises such as a firecracker or gunshot at a close range? Yes No
19. Has your child previously been diagnosed with a hearing loss? Yes No If yes, when? _____
20. Have hearing aids been prescribed for your child? Yes No If yes, when were they received? _____
21. How often does your child utilize his/her hearing aids? Daily Occasionally Never
Make/Model: _____
22. Does your child have a cochlear implant? Yes No
If yes, which ear? _____ When were they implanted? _____
How often does your child see their audiologist for mapping? _____

23. Do you have a local doctor who provides treatment for ear issues? Yes No
Physician: _____ Address: _____
Contact Phone: _____ Do we have permission to contact this physician? Yes No
24. Has your child ever utilized an FM System? Yes No If yes, what is the make/model? _____
 Speaker Worn on ear Worn around neck Connected to aids

Initial Request for Audiological Services

Student Name: _____ **Date of Birth:** _____

III. HEARING/AMPLIFICATION EQUIPMENT

HEARING AIDS This student currently has personal hearing aids. Yes No If yes, please describe below:
Make: _____ Model: _____ Unilateral Bilateral In the Ear Behind the Ear
How often does the student wear his/her hearing aids? Daily Occasionally Never
The child has/had hearing aids but the equipment is Lost Broken Per parent, in the process of getting hearing aids

FM SYSTEM Did the student utilize an FM System at his/her previous school? Yes No If yes, please describe.
Make/Model: _____
How often does the student use the FM system? Daily Occasionally Never
Does the student have a personal FM System that he/she and parent are willing to utilize at school? Yes No

COCHLEAR IMPLANT Does the student have a cochlear implant? Yes No If yes, please describe below.
Make/Model: _____ Which ear? Left Right

IV. ACADEMIC HISTORY

The student: functions at or above grade level academically
 struggles with the following subject areas: _____
 has some social skills difficulties. Please explain: _____
 has behavioral difficulties. Please explain: _____

Please attach a copy of the student’s most recent report card or progress report.

V. REFERRAL DOCUMENTS REQUIRED

- Signed Assessment Plan *(D/M 66)*
- Signed Authorization for Use and/or Disclosure of Information *(D/M 63)-or Release of Information*
- Current Individualized Education Program *(IEP)*
- Evidence of failed LEA screening *(Actual screening form is preferred)*
- Previous Audiogram *(If hearing loss previously identified)*
- Most Recent Audiological Evaluation Report *(If hearing loss previously identified)*

VI. ADDITIONAL INFORMATION

Please note any other information that will assist in making an accurate diagnosis and assist the IEP team in determining educational impact of a hearing loss.

Referred By: _____ **Title:** _____
Contact Phone: _____ **Email:** _____

DETERMINATION OF NEED

The need for an audiological evaluation or audiological services has been determined and services are requested as summarized above.

Director of Special Education Signature: _____ Date: _____



Initial Request for Audiological Services

Request for: Evaluation Equipment Recommendation and Fitting (must have an audiogram dated w/in one year)

Student Name: _____ Date of Birth: _____ Age: _____ Grade: _____

LEA of Attendance: _____ School Site: _____ Teacher: _____

Special Education and Related Service(s): _____

Parent/Guardian: _____

Home Phone: _____ Work Phone: _____ Email Address: _____

I. REFERRAL DETAILS

- The student has a known hearing loss.
 The student has failed a LEA hearing screening and staff would like to confirm the hearing loss.

II. MEDICAL HISTORY

DIRECTIONS: The following information must be obtained via an interview with the parent (see Section A and B).

Interview Conducted By: _____ in person by phone on (date): _____

Contact phone: _____ Email Address: _____

Section A: Prenatal and Birth History

Course of Pregnancy (Check all areas that apply):

- | | | | |
|--------------------------------------|--|--|--|
| <input type="checkbox"/> Accidents | <input type="checkbox"/> Drug/Medication | <input type="checkbox"/> Infections | <input type="checkbox"/> Unusual Weight Gain or Loss |
| <input type="checkbox"/> Alcohol Use | <input type="checkbox"/> Edema (swelling) | <input type="checkbox"/> Nausea/Vomiting | <input type="checkbox"/> Other: _____ |
| <input type="checkbox"/> Bleeding | <input type="checkbox"/> Emotional Disturbance | <input type="checkbox"/> Tobacco Use | _____ |
| <input type="checkbox"/> Diabetes | <input type="checkbox"/> High Blood Pressure | <input type="checkbox"/> Toxemia | _____ |

Birth/Delivery (Check all areas that apply):

- Anesthesia/Medications During Labor/Delivery C-Section Delivery Breech Presentation Vaginal Delivery

Newborn Condition at Birth (Check all areas that apply):

- | | | | |
|---|--|---|--|
| <input type="checkbox"/> Blue Baby | <input type="checkbox"/> Failed Newborn Hearing Screening (NBHS) | <input type="checkbox"/> Feeding Problem | <input type="checkbox"/> Sucking Problem |
| <input type="checkbox"/> Breathing Problem | <input type="checkbox"/> Discharged with Mother | <input type="checkbox"/> ICU Care After Delivery No. of Days: _____ | |
| <input type="checkbox"/> Cord Around the Neck | <input type="checkbox"/> Did Not Follow-up After Failed NBHS | <input type="checkbox"/> Jaundice | |

Section B: Additional Information Required (Parent Interview)

1. Has your child ever had any ear infections? Yes No If yes, how many? _____ When? _____
 What was the treatment? _____
2. Has your child ever had high fevers? Yes No If yes, how high was the temperature? _____ How many? _____
 At what age(s)? _____ What was the treatment? _____
3. Was your child born with a cleft palate and/or lip? Yes No If yes, was it repaired? Yes No
 When? _____ Are additional surgeries planned? Yes No
4. Has your child ever had ear surgery to have tube(s) inserted? Yes No
 If yes, at what age(s)? _____ How many times? _____ Which ear? Left Right
5. Has your child had any other ear surgeries? Yes No If yes, please explain: _____

6. Has your child ever put anything in his/her ear such as a bead, bean, small toy or pencil? Yes No
 Did your child see a doctor for removal? Yes No

Initial Request for Audiological Services

Student Name: _____ **Date of Birth:** _____

7. Has your child ever had a head injury or suffered loss of consciousness? Yes No If yes, at what age? _____
What was the treatment? _____

8. Has your child ever been in a car accident where he/she sustained injuries? Yes No If yes, when? _____
9. Has your child ever put a Q-tip in his/her ear and complained of ear pain or bleeding? Yes No
10. Has your child ever been diagnosed with encephalitis or meningitis? Yes No If yes, at what age? _____
Did a hearing loss occur at the time? Yes No
11. Does your child's outer ear look typical? Yes No If no, please describe below.

12. Does your child have frequent colds, allergies, sinus problems, asthma, or other illnesses? Yes No
When? _____ Treatment: _____

13. When watching TV or listening to music, does your child like the volume up louder than typical? Yes No
14. When called from another room or outside, does your child realize he/she is being called? Yes No
15. How difficult is it for your child to hear and understand telephone conversations? _____
16. When riding in the back seat of the car with your child, how easy is it for him/her to hear and understand what you say?

17. Are there family members who have been diagnosed with hearing loss? Yes No If yes, who and at what age did the hearing loss occur? _____

18. Has your child ever been exposed to very loud noises such as a firecracker or gunshot at a close range? Yes No
19. Has your child previously been diagnosed with a hearing loss? Yes No If yes, when? _____
20. Have hearing aids been prescribed for your child? Yes No If yes, when were they received? _____
21. How often does your child utilize his/her hearing aids? Daily Occasionally Never
Make/Model: _____
22. Does your child have a cochlear implant? Yes No
If yes, which ear? _____ When were they implanted? _____
How often does your child see their audiologist for mapping? _____

23. Do you have a local doctor who provides treatment for ear issues? Yes No
Physician: _____ Address: _____
Contact Phone: _____ Do we have permission to contact this physician? Yes No
24. Has your child ever utilized an FM System? Yes No If yes, what is the make/model? _____
 Speaker Worn on ear Worn around neck Connected to aids

Initial Request for Audiological Services

Student Name: _____ **Date of Birth:** _____

III. HEARING/AMPLIFICATION EQUIPMENT

HEARING AIDS This student currently has personal hearing aids. Yes No If yes, please describe below:
 Make: _____ Model: _____ Unilateral Bilateral In the Ear Behind the Ear
 How often does the student wear his/her hearing aids? Daily Occasionally Never
 The child has/had hearing aids but the equipment is Lost Broken Per parent, in the process of getting hearing aids

FM SYSTEM Did the student utilize an FM System at his/her previous school? Yes No If yes, please describe.
 Make/Model: _____
 How often does the student use the FM system? Daily Occasionally Never
 Does the student have a personal FM System that he/she and parent are willing to utilize at school? Yes No

COCHLEAR IMPLANT Does the student have a cochlear implant? Yes No If yes, please describe below.
 Make/Model: _____ Which ear? Left Right

IV. ACADEMIC HISTORY

The student: functions at or above grade level academically
 struggles with the following subject areas: _____
 has some social skills difficulties. Please explain: _____
 has behavioral difficulties. Please explain: _____

Please attach a copy of the student’s most recent report card or progress report.

V. REFERRAL DOCUMENTS REQUIRED

- Signed Assessment Plan
- Signed Authorization for Use and/or Disclosure of Information *or* Release of Information
- Current Individualized Education Program (IEP)
- Evidence of failed LEA screening (*Actual screening form is preferred*)
- Previous Audiogram (*If hearing loss previously identified*)
- Most Recent Audiological Evaluation Report (*If hearing loss previously identified*)

VI. ADDITIONAL INFORMATION

Please note any other information that will assist in making an accurate diagnosis and assist the IEP team in determining educational impact of a hearing loss.

Referred By: _____ **Title:** _____

Contact Phone: _____ **Email:** _____

DETERMINATION OF NEED

The need for an audiological evaluation or audiological services has been determined and services are requested as summarized above.

Director of Special Education Signature: _____ Date: _____



Annual Request for Audiological Evaluation/Services
 (Use this form if the student has been previously evaluated by the SELPA audiologist)

STUDENT INFORMATION

The following student has been previously referred and evaluated by the Desert/Mountain SELPA contract audiologist.

Student Name: _____ Date of Birth: _____ Age: _____ Grade: _____
 LEA of Attendance: _____ School Site: _____
 Special Education Service(s): _____
 Parent/Guardian: _____
 Home Phone: _____ Work Phone: _____ Email Address: _____

ANNUAL REFERRAL INFORMATION

1. The student has followed upon on the recommendation(s) from the most recent D/M SELPA audiological report
 (*contact the parent to find out*)

List Recommendation(s)	Follow-up

2. The student has had the following **during the past school year**.
 Ear infection(s): _____
 Colds, allergies, etc.: _____
 Other illnesses (*please describe*): _____
3. Did the student consult a physician regarding the above mentioned illnesses? Yes No
 Results: _____
4. The student uses his/her personal hearing aids Daily Occasionally Never N/A
5. Does the student have ~~an FM System~~ **school issued assistive hearing devices**? Yes No
 How often utilized? Daily Occasionally Never
 The FM System is working fine broken. Please describe the problem.

6. Academically, the student is struggling in these subject areas: _____
 The student is meeting grade level expectations working above grade level
7. Behaviorally, the student has no behavioral issues does not pay attention in class
 does not follow school rules has the following behavioral challenges: _____
8. The student is currently dealing with the following issues: _____



Annual Request for Audiological Evaluation/Services
 (Use this form if the student has been previously evaluated by the SELPA audiologist)

STUDENT INFORMATION

The following student has been previously referred and evaluated by the Desert/Mountain SELPA contract audiologist.

Student Name: _____ Date of Birth: _____ Age: _____ Grade: _____
 LEA of Attendance: _____ School Site: _____
 Special Education Service(s): _____
 Parent/Guardian: _____
 Home Phone: _____ Work Phone: _____ Email Address: _____

ANNUAL REFERRAL INFORMATION

1. The student has followed up on the recommendation(s) from the most recent D/M SELPA audiological report
 (*contact the parent to find out*)

List Recommendation(s)	Follow-up

2. The student has had the following **during the past school year**.

Ear infection(s): _____
 Colds, allergies, etc.: _____
 Other illnesses (*please describe*): _____

3. Did the student consult a physician regarding the above mentioned illnesses? Yes No

Results: _____

4. The student uses his/her personal hearing aids Daily Occasionally Never N/A

5. Does the student have **school issued assistive hearing devices**? Yes No

How often utilized? Daily Occasionally Never
 The FM System is working fine broken. Please describe the problem.

6. Academically, the student is struggling in these subject areas: _____

The student is meeting grade level expectations working above grade level

7. Behaviorally, the student has no behavioral issues does not pay attention in class

does not follow school rules has the following behavioral challenges: _____

8. The student is currently dealing with the following issues: _____

Upcoming Trainings

Date/Time	Event	Location
11/18/2024 8:00 AM - 2:30 PM	PBIS TEAM TRAINING - TIER 2 IMPLEMENTATION - DAY 4 - AESD	DMESC
11/19/2024 1:00 PM - 4:00 PM	SEIS TRAINING (EVENT ID# 248261)	VIRTUAL
11/20/2024 8:00 AM - 2:30 PM	PBIS TEAM TRAINING - TIER 2 IMPLEMENTATION - DAY 4 - AESD	DMESC
11/21/2024 8:30 AM - 3:30 PM	CPI NON-VIOLENT CRISIS INTERVENTION	EAST VALLEY SELPA
11/21/2024 8:00 AM - 2:30 PM	PBIS TEAM TRAINING - TIER 2 IMPLEMENTATION - DAY 4 - AESD	DMESC
11/22/2024 8:30 AM - 3:30 PM	CPI NON-VIOLENT CRISIS INTERVENTION FLEX-BLENDED	EAST VALLEY SELPA
11/22/2024 8:00 AM - 2:30 PM	PBIS TEAM TRAINING - TIER 2 IMPLEMENTATION - DAY 4 - AESD	DMESC
12/1/2024 -	CO-TEACHING: POWER OF TWO SELF-PACED OVERVIEW	VIRTUAL
12/1/2024 8:00 AM - 4:30 PM	ECSE: PRESCHOOL TO TK/KINDER TRANSITION PLANNING AND ASSESSMENT (SELF-PACED COURSE)	VIRTUAL
12/1/2024 -	TISA: DETERMINING THE NEED AND WORKING EFFECTIVELY WITH INTENSIVE SUPPORTS	ONLINE

For more information, visit the CAHELP Staff Development calendar (url: www.cahelp.org/calendar)
17800 Highway 18, Apple Valley, California 92307
(760) 552-6700 Office * (760) 242-5363 Fax

Upcoming Trainings

Date/Time	Event	Location
12/5/2024 1:00 PM - 4:00 PM	SEIS TRAINING (EVENT ID#248269)	VIRTUAL
12/11/2024 9:00 AM - 12:00 PM	SEIS TRAINING (EVENT ID#248270)	VIRTUAL

For more information, visit the CAHELP Staff Development calendar ([url: www.cahelp.org/calendar](http://www.cahelp.org/calendar))
17800 Highway 18, Apple Valley, California 92307
(760) 552-6700 Office * (760) 242-5363 Fax

General Guidelines for Orientation of Pupil's Caregiver to School Setting

Date:	
Pupil's Name:	DOB:
School:	Teacher/Rm:
Address:	Phone:
Caregiver:	Relationship to Pupil:
Agency:	
Supervisor/contact:	
Will caregiver be riding the school bus? _____ NO _____ YES	

Definition of Caregiver: An individual not employed by the school district (parent, parent designee, contracted licensed nurse [LVN or RN]) who provides specialized physical healthcare services to a pupil within the educational setting.

RESPONSIBILITIES OF CAREGIVER:		<u>Caregiver Initial</u>	<u>School Nurse Initial</u>
1.	Follow district policies: (a) ALWAYS maintain confidentiality for all pupils (b) Wear a visible name tag (c) Follow professional conduct expectations (see attached) (d) ALWAYS PRACTICE UNIVERSAL PRECAUTIONS	_____	_____
2.	Verify daily that equipment and supplies are sufficient and in good working order.	_____	_____
3.	ALWAYS remain in close enough vicinity to the pupil in order to maintain safety (make ongoing observations and assessments), while maintaining a distance that promotes the development of independence.	_____	_____
4.	NEVER leave the classroom without personally coordinating with the teacher.	_____	_____
5.	The caregiver's role in the school setting is to provide healthcare procedures and support the pupil in having as independent an educational experience as possible.	_____	_____

6.	Any participation in educational instruction and classroom discipline should be done through teacher guidance only.	_____	_____
7.	Please refrain from physical contact and personal questions concerning other pupils in the program. School staff is required to protect confidentiality of all pupils.	_____	_____
8.	Supervision of the classroom is to be provided by district employees only.	_____	_____
7.	Ask assistance of school staff as needed. School staff will ask for assistance in classroom activities only if necessary.	_____	_____
8.	Direct concerns and questions regarding the pupil's educational program to the teacher. Communication regarding the pupil's progress or behavior will be made directly to parent/guardian by teacher.	_____	_____
RESPONSIBILITIES OF CAREGIVER DURING TRANSPORTATION:		<u>Caregiver Initial</u>	<u>School Nurse Initial</u>
1.	Remains responsible for the pupil during transportation.	_____	_____
2.	Must remain seated while school bus is in motion.	_____	_____
3.	If the caregiver determines that the pupil needs special physical healthcare services, additional or emergency attention, he/she will instruct the bus driver to stop at the closest, safest area.	_____	_____
4.	If immediate and additional healthcare procedures do not alleviate the problem: (a) Tell the bus driver to call 911 emergency services and request paramedic response to the bus location. (b) While waiting for the paramedics respond to the pupil's needs according to appropriate procedures, be prepared to initiate CPR. (c) Be sure that the school 911 emergency services procedure is followed – Ensure that school administrator and parent/guardian are contacted.	_____ _____ _____	_____ _____ _____

Name (Print)	Signature	Initials	Date
Caregiver:			
School Nurse:			
Administrator:			
Parent:			

- Copy to parent
- Copy to agency

- Copy to teacher
- Original to administration

- Copy to School Nurse