

California Association of Health and Education Linked Professions,
Joint Powers Authority (CAHELP, JPA)
DESERT MOUNTAIN SELPA STEERING and FINANCE COMMITTEE MEETING
August 16, 2024 – 9:00 a.m.
Desert Mountain Educational Service Center, 17800 Highway 18, Apple Valley CA 92307

AGENDA

TELECONFERENCE LOCATIONS:

Baker Valley USD – 72100 School House Ln, Baker, CA 92309

Health Sciences High and Middle Colleges – 3910 University Ave Ste 100, San Diego, CA 92105

Needles USD – 1900 Erin Dr, Needles, CA 92363

Trona JUSD – 83600 Trona Rd, Trona, CA 93562

1.0 CALL TO ORDER

2.0 ROLL CALL

3.0 PUBLIC PARTICIPATION

The public is encouraged to participate in the deliberation of the Desert Mountain SELPA Steering and Finance Committee. Several opportunities are available during the meeting for the Council to receive oral communication regarding the presentations of any items listed on the agenda. Please ask for recognition either before a presentation or after the presentation has been completed. Please complete and submit a “Registration Card to Address the Desert Mountain SELPA Steering and Finance Committee” to the Recording Secretary and adhere to the provisions described therein.

4.0 ADOPTION OF THE AGENDA

4.1 **BE IT RESOLVED** that the August 16, 2024 Desert Mountain SELPA Steering and Finance Committee Meeting Agenda be approved as presented.

5.0 CONSENT ITEMS

It is recommended that the Steering and Finance Committee consider approving several Agenda items as a Consent list. Consent Items are routine in nature and can be enacted in one motion without further discussion. Consent items may be called up by any Committee Member at the meeting for clarification, discussion, or change.

5.1 **BE IT RESOLVED** that the following Consent Item be approved as presented:

5.1.1 May 17, 2024 Desert Mountain SELPA Steering and Finance Committee Meeting Minutes.

6.0 CHIEF EXECUTIVE OFFICER AND STAFF REPORTS

6.1 Legislative Update

Pam Bender will present a legislative update.

California Association of Health and Education Linked Professions,
Joint Powers Authority (CAHELP, JPA)
DESERT MOUNTAIN SELPA STEERING and FINANCE COMMITTEE MEETING
August 16, 2024 – 9:00 a.m.
Desert Mountain Educational Service Center, 17800 Highway 18, Apple Valley CA 92307

AGENDA

6.2 Alternate Pathway Diploma

Pam Bender to review recent Alternate Pathway Diploma sub-committee plans.

6.3 Credentials Bridge Authorization

Pam Bender will share the SELPA plan for assisting member LEAs.

6.4 State SELPA Update

Pam Bender will review updates from State SELPA

6.5 SEIS Update

Pam Bender will share an update

6.6 CALPADS Support

Pam Bender to share updates on CALPADS certifications

6.7 Desert Mountain Operations Notice of Intent to Transfer Program

Desert Mountain Operations has provided notice on June 28, 2024 to Helendale School District of the intent to no longer provide speech services to Helendale School District effective for the 2025-2026 school year.

6.8 Desert Mountain Children's Center Client Services Reports and Update

Linda Llamas will present the Desert Mountain Children's Center Client Services monthly reports and update.

6.9 Professional Learning Summary and Update

Heidi Chavez will present the Desert Mountain SELPA's Professional Learning Summary and update.

6.10 Resolution Support Services Summary and Update

Sheila Parisian will present DMSELPA's Resolution Support Services Summary and update.

6.11 Compliance Update

California Association of Health and Education Linked Professions,
Joint Powers Authority (CAHELP, JPA)
DESERT MOUNTAIN SELPA STEERING and FINANCE COMMITTEE MEETING
August 16, 2024 – 9:00 a.m.
Desert Mountain Educational Service Center, 17800 Highway 18, Apple Valley CA 92307

AGENDA

Dr. Peggy Dunn will present an update on compliance items from the California Department of Education (CDE).

6.12 Nonpublic School/Nonpublic Agency Update

Dr. Peggy Dunn will provide a nonpublic school/nonpublic agency update.

6.13 Prevention and Intervention Update

Deborah Sarkesian will provide the Prevention and Intervention update.

6.14 Occupational and Physical Therapy Service Reports and Update

Codi Andersen will provide the Occupational and Physical Therapy Service Reports and update.

7.0 FINANCE COMMITTEE REPORTS

7.1 SPED Revenue Distribution Certified 6/19/24

Marina Gallegos will discuss the SPED Revenue Distribution Certification.

7.2 2024-2025 SPED Revenue Projection as of 7/10/24

Marina Gallegos will discuss the 2024-2025 SPED Revenue Projection.

7.3 2023-2024 Minimum Funding Requirements

Marina Gallegos will discuss the 2023-2024 Minimum Funding Requirements.

7.4 Federal Mental Health ADA Expenditure Reporting

Marina Gallegos will discuss the Federal Mental Health ADA Expenditure Reporting.

7.5 State Mental Health Advance Apportionment

Marina Gallegos will discuss the State Mental Health Advance Apportionment.

7.6 Maintenance of Effort Comparison Year Information

Marina Gallegos will discuss the Maintenance of Effort Comparison Year Information.

8.0 INFORMATION ITEMS

California Association of Health and Education Linked Professions,
Joint Powers Authority (CAHELP, JPA)
DESERT MOUNTAIN SELPA STEERING and FINANCE COMMITTEE MEETING
August 16, 2024 – 9:00 a.m.
Desert Mountain Educational Service Center, 17800 Highway 18, Apple Valley CA 92307

AGENDA

- 8.1 Monthly Audiological Service Reports
- 8.2 Monthly Nonpublic School Placement Report
- 8.3 Upcoming Professional Learning Opportunities
- 8.4 Special Ed Connections Subscription

9.0 STEERING COMMITTEE MEMBERS COMMENTS / REPORTS

10.0 CEO COMMENTS

11.0 MATTERS BROUGHT BY THE PUBLIC

This is the time during the agenda when the Desert Mountain SELPA Steering and Finance Committee is again prepared to receive the comments of the public regarding items on this agenda or any school related special education issue. Speakers are requested to give their name and limit their remarks to five minutes.

Persons wishing to make complaints against Desert Mountain SELPA Steering and Finance Committee personnel must have filed an appropriate complaint form prior to the meeting.

When the Desert Mountain SELPA Steering and Finance Committee goes into Closed Session, there will be no further opportunity for general public to address the Council on items under consideration.

12.0 ADJOURNMENT

The next regular meeting of the Desert Mountain SELPA Steering and Finance Committee will be held on Friday, June 21, 2024, at 9:00 a.m., at the Desert Mountain Educational Service Center, Aster/Cactus Room, 17800 Highway 18, Apple Valley, CA 92307.

Individuals requiring special accommodations for disabilities are requested to contact Cindy Quan at (760) 955-3555, at least seven days prior to the date of this meeting.

California Association of Health and Education Linked Professions,
Joint Powers Authority (CAHELP, JPA)
DESERT MOUNTAIN SELPA STEERING and FINANCE COMMITTEE MEETING
May 17, 2024 – 9:00 a.m.
Desert Mountain Educational Service Center, 17800 Highway 18, Apple Valley CA 92307

MINUTES

DESERT MOUNTAIN SELPA (DMSELPA) STEERING AND FINANCE MEMBERS PRESENT:

Academy for Academic Excellence – Marcelo Congo, Adelanto SD – Amber Best, Apple Valley USD – Priscilla Avila, Pat Schlosser, David Wheeler, Baker Valley USD – Michael Esposito via Zoom, Bear Valley USD – Leigh Anne Drake, Desert Mountain Operations (SBCSS) – Cristian Castellanos, Dale Folkens, Excelsior Charter Schools – Deanna Crocker, Amber Englehart, Health Sciences HS and Middle College – Bryan Dale via Zoom, Helendale SD – Chantell Butler, Hesperia USD – Shannon Garibay, Elaine Nelson, Lucerne Valley USD – Vici Miller, Needles USD – Jamie Wiesner via Zoom, Oro Grande SD – Scott Heitman, Silver Valley USD – Cheri Rigdon, Snowline JUSD – Pam De Renard, Trona JUSD – Nicole Yeager, Rebecca Workman both via Zoom, Victor Elementary SD – Tanya Benitez, and Victor Valley Union HSD – Larry Brunson, Krystal Kerns.

GUESTS:

Kaleb Manahl – Apple Valley USD Student, Ryan Ostlie – Apple Valley USD Computer Science Teacher, Christina Leal – Options for Youth, Selina Hurley – SBCSS.

CAHELP, DMSELPA, & DMCC STAFF PRESENT:

Jamie Adkins, Daniel Anchondo, Codi Andersen, Pam Bender, Ivan Campos, Heidi Chavez, Danielle Cote, Mia Day-Butler, Peggy Dunn, Marina Gallegos, Colette Garland, April Hatcher, Linda Llamas, Maurica Manibusan, Isaac Medina, Angela Mgbeke, Miya Narvaiz-Ward, Lisa Nash, Sheila Parisian, Karina Quezada, Annette Rego, Linda Rodriguez, Jennifer Rountree, Deborah Sarkesian, Jessica Soto, Bobbie Taylor, and Misty Ubina.

1.0 CALL TO ORDER

The regular meeting of the California Association of Health and Education Linked Professions, Joint Powers Authority (CAHELP, JPA) Desert Mountain SELPA Steering and Finance Committee Meeting was called to order by Chairperson Pam Bender at 9:06 a.m., at the Desert Mountain Educational Service Center, Apple Valley.

2.0 ROLL CALL

3.0 PUBLIC PARTICIPATION

None.

4.0 ADOPTION OF THE AGENDA

4.1 **BE IT RESOLVED** that a motion was made by Tanya Benitez, seconded by David Wheeler, to approve the May 17, 2024 Desert Mountain SELPA Steering and Finance Committee Meeting Agenda as presented. The motion carried on the following vote: 17:0:0, Ayes: Benitez, Best, Brunson, Butler, Congo, Dale, De Renard, Drake, Englehart, Esposito, Folkens, Heitman, Miller, Rigdon, Wheeler, Wiesner, and Yeager. Nays: None, Abstentions: None.

5.0 PRESENTATIONS

California Association of Health and Education Linked Professions,
Joint Powers Authority (CAHELP, JPA)
DESERT MOUNTAIN SELPA STEERING and FINANCE COMMITTEE MEETING
May 17, 2024 – 9:00 a.m.
Desert Mountain Educational Service Center, 17800 Highway 18, Apple Valley CA 92307

MINUTES

5.1 2024-25 Proposed County Operated Special Education Fee-For-Service Budget

Selina Hurley with SBCSS Internal Business Services presented the 2024-25 Proposed County Operated Special Education Fee-For-Service (FFS) Budget. Selina went over the budget assumptions that include changes to COLA, changes to health and welfare costs, any retirement rate changes, changes to indirect cost. Selina also showed the FFS to provide services to our student population by the area director, Rich Frederick. Budget expenditures are expected to be at 8.9 to 9 million with some offsetting revenue which is from grants and LCFF revenue bringing the cost to about 67.2 million. Selina reviewed the counts and FFS rates that SBCSS is projecting for the 24-25 school year. Selina reviewed the supporting documentation and asked if there were any questions. No questions, concerns, or comments were made.

5.2 Student Presentation of Action Skills

Apple Valley High School student Kaleb Manahl presented Action Skills, accompanied by Ryan Ostlie, Apple Valley High School Computer Science teacher. Deborah Sarkesian, Program Manager with CAHELP, introduced Kaleb and Mr. Ostlie. Deborah explained that Kaleb won first place in the category of action skills and will be representing the State of California at the National Skills USA competition next month in Atlanta, GA. Mr. Ostlie added that action skills is a contest for students that have an IEP. Kaleb attends Mr. Ostlie's AP Computer Science Principles class where he has been very successful. Kaleb introduced himself and talked about the video games he likes to play such as Sonic and Mario and describes how those have influenced the games he created. Kaleb went on to demonstrate his game and gave a glimpse of the needed coding to make a character jump, run, flip, etc. Kaleb showed the audience how to change background colors and objects within the screen using the keyboard to code, showing off his expertise. Kaleb is excited to move forward in his gaming capabilities.

6.0 INFORMATION / ACTION

6.1 DMSELPA Steering and Finance Committee Meeting scheduled for June 21, 2024 (ACTION)

The DMSELPA Steering and Finance Committee members discussed the possibility of the June 21, 2024 meeting being cancelled. Pam Bender explained that many schools will be out of session and there is not much legislative change expected at this time of year.

6.1.1 **BE IT RESOLVED** that a motion was made by Cheri Rigdon, seconded by Leigh Anne Drake, to approve the June 21, 2024 DMSELPA Steering and Finance Committee meeting be canceled as presented. The motion carried on the following vote: 17:0:0, Ayes: Benitez, Best, Brunson, Butler, Congo, Dale, De Renard, Drake, Englehart, Esposito, Folkens, Heitman, Miller, Rigdon, Wheeler, Wiesner, and Yeager. Nays: None, Abstentions: None.

7.0 CONSENT ITEMS

California Association of Health and Education Linked Professions,
Joint Powers Authority (CAHELP, JPA)
DESERT MOUNTAIN SELPA STEERING and FINANCE COMMITTEE MEETING
May 17, 2024 – 9:00 a.m.
Desert Mountain Educational Service Center, 17800 Highway 18, Apple Valley CA 92307

MINUTES

It is recommended that the Steering and Finance Committee consider approving several Agenda items as a Consent list. Consent Items are routine in nature and can be enacted in one motion without further discussion. Consent items may be called up by any Committee Member at the meeting for clarification, discussion, or change.

7.1 **BE IT RESOLVED** that a motion was made by David Wheeler, seconded by Pam De Renard, to approve the following Consent Item as presented. The motion carried on the following vote: 17:0:0, Ayes: Benitez, Best, Brunson, Butler, Congo, Dale, De Renard, Drake, Englehart, Esposito, Folkens, Heitman, Miller, Rigdon, Wheeler, Wiesner, and Yeager. Nays: None, Abstentions: None.

7.1.1 April 19, 2024 Desert Mountain SELPA Steering and Finance Committee Meeting Minutes.

8.0 CHIEF EXECUTIVE OFFICER AND STAFF REPORTS

8.1 Legislative Update

Pam Bender presented a legislative update. Assembly Bill (AB) 2173 changing emotional disturbance to emotional disability; it is not changing the criteria, but changing the label. ACSE presentation and template letter to Senate Education Committee with portal submission demonstration was shared. Reviewed Senate Bill 445 will require funds to hire translators; this bill comes to us every 4 or 5 years and proposes that translation be done in the top 8 languages in your district or LEA and have that done within 30 days. State SELPA was proposing 30 working days, 45 days, or 60 days to match with other assessment timelines; it has been placed in the inactive file due to the amount asked for, around 6 million dollars. It will most likely be rewritten and come back. SB 483 elimination of prone restraint is going to the Assembly Education Committee, there is not a hearing date set, but there is a high volume of support and moving quickly. AB 438 “encourages” transition goals before high school but can be postponed with reasons listed in IEP. Significant costs in professional development so 8th grade teachers are trained may also be of consequence This bill will be headed to the governor very soon. AB 2026 is using person first terminology however, within the bill language, person first terminology was not used consistently. Bill was amended but missed the deadline to resubmit. Some disability communities do not want person first terminology used, i.e.; autism and deaf community. AB 2563 does not affect special education at this time but could later, when services are diagnosed. AB 1876 extends remote meetings. AB 1938 special education inclusive practices and strategies. The deaf community is looking at inclusive practices. There is advocacy from SB 354 Inclusion Bill using UDL there are some major revisions being made. SB 1263 repealing teacher performance assessments (TPA), TPA tends to be a time consuming process. This in the suspense file, probably not going forward. There could be some new TPAs coming forward. SB 1391 examines teacher preparedness, preparation and retention data. This bill would require a cradle to career data system so that they can create a teacher training and retention dashboard, with a

MINUTES

possible completion date by January 1, 2026. It is also in the suspense file so will not be going forward. Pam is not sure of the purpose other than trying to take a look at teacher shortages and determine why teachers are leaving the education field.

Vici Miller asked about the Xerox program that translates documents in different languages. She talked with Rich about it several years ago. Curious if anyone used this option. No one was aware.

Artificial intelligence is an option but it would need to be reviewed. Dr. Karina Quezada shared Microsoft Word can be used for an initial translation but there are errors.

8.2 2024-25 DMSELPA Steering and Finance Committee Schedule of Meetings

Pam Bender presented the 2024-25 DMSELPA Steering and Finance Committee Schedule of Meetings. The agenda will be changed with Finance Committee being moved to the beginning. This could increase Finance Committee participation and will allow business staff and special education directors to hear the same information. Hearing the same financial information at the same time is very helpful and valuable to the director and business representative.

8.3 Alternate Pathway Diploma

Pam Bender reviewed recent Alternate Pathway Diploma sub-committee plans. She said there are some districts that are further along in planning and implementing their alternate diploma pathway. There will be a presentation/workshop meeting held so all member LEAs can hear the same information on standards and credits needed as well as the implications of the decisions. County students are affected by different criteria of different LEAs and it would be beneficial to have a conversation about the different standards and how to streamline the requirements if possible. The decision of process is to be made at the local level with DMSELPA offering support and suggestions for the member LEAs. Pam said K-8 LEAs are not expected to attend but are welcome to send a representative if they are interested in the information.

8.4 Credentials Bridge Authorization

Pam Bender shared the SELPA plan for assisting member LEAs. Training will be finalized this summer. Working on options for participation to allow more teachers to participate. Superintendents and special education directors will receive the training details when finalized for them to forward to teachers. Once finalized it will go to the Governance Council and then move forward from there.

8.5 SEIS Transitional Update

Pam Bender shared an update for Web IEP data storage. Tech services is downloading the Web IEP data for each of the LEAs with the expected completed date no later than May 29, 2024. Tech

MINUTES

Services is providing training on how to search for data. If there are IEPs that need to be input in SEIS from the transition period, it must be done so that LEAs do not get placed in monitoring.

8.6 CALPADS Support

Pam Bender shared the support provided to LEAs and their Special Education Directors, MIS staff, and CALPADS staff preparing for P2 certification. Colette is reviewing SEIS reports for errors caused by the transition or due to the CALPADS redesign.

Pat - The changes made directly to CALPADS should be fine without explanation. What would make our CALPADS team feel better is that what you just said about this being a one off is true. Do we know that for certain? Pam stated that she cannot guarantee that this will not happen again and understands that the CALPADS teams want to ensure that everything is accurate. Pat stated that it is difficult to have someone else fixing or inputting their data. That it interrupts the data flow and he wants to confirm this is a one off so that data is not being entered twice. Pam stated she would follow up with some of the other SELPA and Brandi with CDE.

8.7 Desert Mountain Children's Center Client Services Reports and Update

Linda Llamas presented the Desert Mountain Children's Center Client Services monthly reports and update. Any questions or corrections, contact DMCC. DMCC received a 3-month extension on contracts with San Bernardino Department of Behavioral Health for SART and EIIS programs, which are the Medi-cal contracts for the 0-5 year old population in our Apple Valley, Big Bear and Yucca Valley region. DMCC submitted a proposal to continue serving in these contracts for the next 3 years with 2- 1 year extensions. DMCC will receive a 6 month extension on contracts for SATS and SAP programs which is DMCC's Medi-cal contracts for the 6-21 year old population. The proposal for these contracts should come out early next fiscal year and DMCC plans to write for them to continue services for the next 3 years with 2 – 1 year extensions as well. Linda shared a Mental Health Services article on how kids are doing in terms of mental health since the shutdown from the pandemic. This article, along with others, can be found on the DMCC website.

8.8 Professional Learning Summary and Update

Heidi Chavez presented the Desert Mountain SELPA's Professional Learning Summary and update. Total of 730 participants for the month of April 2024; 514 were for onsite trainings and 216 were for regional trainings. Year-to-date, that is 8, 561 participants (5,139 on-sites, 3,422 regional) this is a 129% increase over last year's participation rate. SEIS trainings are part of individual protections and does account for a part of the increased numbers, however Behavioral Supports is the largest category of attendance. Two additional program specialist positions will be added to assist with trainings and facilitated IEPs. Contact Heidi if a training is needed that is not available or a piece added to an existing training. Email sent with three surveys for: Directors Training topics, Community Advisory Committee (CAC) topics, and contact for training flyers. The CAC survey can be sent to families of special education students so they have input as to

MINUTES

training topics and how they are offered. It was suggested that the flyers be placed in a shared drive for easy access. Heidi said that is a possibility but without knowing they have been added, the flyers will not be accessed. The third survey addresses who you want the training advertisements/flyers to be sent to. Celebrating Families is a resiliency program for families. It does take a team of 8-10 people each cohort for the program to be successful. There are two cohorts each year. There are some expenses involved as the families are provided with dinner. It can also be used as part of the SARB process.

Ivan Campos reported on Speech-Language Pathologist (SLP). Each section will have two parts. Assessment/Report Writing participants will bring their own reports to review. Alternative Augmentative Communication (AAC) will be discussion and getting more comfortable using AAC skills. Will also offer coaching sessions to support participants in these topics. CAHELP is working to purchase a system (OWL) that will allow hybrid trainings to be available more often. Because it will be a collaborative format, all knowledge levels will be welcomed.

8.9 Resolution Support Services Summary and Update

Pam Bender called on Sheila Parisian to present DMSELPA's Resolution Support Services Summary and update. Five due process cases open in the month of April 2024, 2 remain open with same attorney who is known to increase settlement demands by using ADA issues. As of May 17, 2024 there are five open filings. Sheila commended Norton's team and Marcelo Congo in being prepared for a hearing. Sheila reviewed impairment types and ethnicities as well as reasons for filings that are cited. She noted that 52% of filings involve a speech and language impairment (SLI) disability. Based on the data analysis, the top three ethnicities for due process complaints are Hispanic (62%), African American (20%), white (15%), and Native American (3%). Based on the analysis of due process complaints, the top underlying issues identified are placement issues (52%), services (24%), child find (7%), and discipline (7%). There is also a large increase in Assistive Technology (AT) and Augmentative and Alternative Communication (AAC) referrals as a result of settled cases. This has increased SELPA's AT and AAC referrals this year.

8.10 Compliance Update

Dr. Peggy Dunn presented an update on compliance items from the California Department of Education (CDE). IEP Implementation due by June 28, 2024 to ensure fidelity of students receiving at least 90% of what is listed in IEP. Compliance Improvement Monitoring (CIM) does not require new plan but building on the previous plan. Progress report #2 due on July 10 for Targeted #3 only that is progress report 1. Progress report #2 is due July 10 for those who are in Intensive, which is a higher degree of monitoring. If you are in intensive 1, 2, or 3 your second report is due July 10. Cyclical monitoring is for small schools, 100 or less students with disabilities. Late IEPs plan reviews 1,215 and 382 reevaluations. This does affect monitoring and compliance.

Colette Garland said IEPs must be affirmed if the meeting happened. If part 1 or part 2, continuation, affirm the first meeting. This allows records to go to CALPADS and be documented

MINUTES

in Pupil Count. When signature received, update SEIS. This creates plan and service records in SEIS. The SEIS dashboard has real time data. Each part is to be affirmed. One on one meetings are being held with MIS and CALPADS staff. DRDP email will remind all of data needed in SEIS. Post-secondary for exited students is being worked on. Ivan Campos asked if each part (part, 1, 2 and 3) needs to be affirmed and Colette answered yes. For post-secondary students we are working with the WebIEP portal because exited students are not in SEIS for this year. Colette reiterated how important it is to affirm the IEPs and Addendums in SEIS. No questions, comments or concerns.

8.11 Nonpublic School/Nonpublic Agency Update

Dr. Peggy Dunn provided a nonpublic school/nonpublic agency update. Any concerns or needs, contact Peggy for assistance to meet the needs of students.

Dr. Karina Quezada reported there are currently 10 students in RTC with 3 returning to district by the fall. DMOPS is providing step down support. There are two additional students where we are looking for step down support. One pending placement looking for school. Continue to invite DMSELPA to IEP meetings when RTC placement is being considered. We want to be partners with you in this process and collaborate about the support and experience of the student. Local residential placements are wrapping up the standard school year and preparing for extended school year (ESY). No questions, comments or concerns.

Pam Bender said there is a trend that residential treatment centers are starting to deny placements and costs are increasing significantly. California has requirements for their students including oversight.

8.12 Prevention and Intervention Update

Deborah Sarkesian provided the Prevention and Intervention update. PBIS Recognition window closed May 10. The team has been helping complete applications. Invitations for the recognition event will be sent to all schools once the date is set. Thank you for looking at the whole child.

No questions, comments or concerns.

Pat Schlosser (AVUSD) works with a national agency other than PBIS and is wondering if there is a way for their sites to get recognized locally as well. Deborah said yes, we can also look at MTSS because there are several different programs that share similar framework. A specialist would need to set a time in the fall and spring to come out and conduct a tiered fidelity indicator (TFI), this is the measurement that is used for the recognition event. Deborah asked Pat to reach out to her to set this up.

California Association of Health and Education Linked Professions,
Joint Powers Authority (CAHELP, JPA)
DESERT MOUNTAIN SELPA STEERING and FINANCE COMMITTEE MEETING
May 17, 2024 – 9:00 a.m.
Desert Mountain Educational Service Center, 17800 Highway 18, Apple Valley CA 92307

MINUTES

8.13 Occupational and Physical Therapy Service Reports and Update

Codi Andersen provided the Occupational and Physical Therapy Service Reports and updates. Codi mentioned the student services reports are being emailed monthly, if you would like those to go to someone else in your district let her know. Many new training courses coming for the new school year open to special education directors and teachers. These focus on helping students access their education. Transportation presenter is an OT and certified in transport of students with behavioral and physical disabilities. Size Matters Handwriting and S'cool Moves trainings are being offered to the DMSELPA OTs, PTs, COTAs and PTAs as well as LEA employees. On-site request can include training requests for general education staff as well.

Note: Michael Esposito left the meeting at 10:43 a.m.

9.0 FINANCE COMMITTEE REPORTS

9.1 Mental Health Average Daily Attendance (ADA)

Marina Gallegos provided information regarding Federal Mental Health ADA funding. 2023-24 is the first year funding is going directly to districts instead of SELPA. Each LEA would have received a Grant Notification Award letter. These letters need to be signed and returned to the CDE. Marina displayed the instructions from the CDE about filling out the expenditure reports and what reports/forms are needed for the SELPA. New processes due to the change in ERHMS funding are being put into place.

Note: Scott Heitman left the meeting at 10:55 a.m.

9.2 Low Incidence Fiscal Report

Marina Gallegos spoke to the status of low incidence reimbursement requests. Reviewed encumbered amount, reimbursed, and balance. Final transfer at year end close and are due by August 30, 2024.

9.3 Independent Educational Evaluation (IEE) and Assistive Technology Assessment (ATA) Funding

Marina Gallegos reported on the status of available funding for independent educational evaluations (IEE) and assistive technology assessments (ATA). Each district has a maximum of \$10,000 available for reimbursement, request due by August 30, 2024. Submit the DM83 form for reimbursement.

9.4 State Mental Health

Marina Gallegos presented district fund transfer information for state mental health funding. Transfer for January through April the week of May 20, 2024. Will be finalized at year end.

California Association of Health and Education Linked Professions,
Joint Powers Authority (CAHELP, JPA)
DESERT MOUNTAIN SELPA STEERING and FINANCE COMMITTEE MEETING
May 17, 2024 – 9:00 a.m.
Desert Mountain Educational Service Center, 17800 Highway 18, Apple Valley CA 92307

MINUTES

10.0 INFORMATION ITEMS

- 10.1 Monthly Audiological Service Reports
- 10.2 Monthly Nonpublic School Placement Report
- 10.3 Upcoming Professional Learning Opportunities

11.0 STEERING COMMITTEE MEMBERS COMMENTS / REPORTS

Leigh Anne Drake is having trouble finding speech providers. Asked if anyone has a virtual NPA that they can recommend. Can DMSELPA help increase capacity for speech providers? Discussion about the lack of spots at universities for students wanting to become SLPs. Pam will bring it up at State SELPA Administrators. Codi shared a clause in the NPA contract where services can be cancelled 20 days before services begin if a permanent employee is hired.

Sheila shared Scrubbing the Question training on June 4, 2024 as an all day training.

Note: Dale Folkens left the meeting at 11:00 a.m.

Cheri Rigdon left the meeting at 11:04 a.m.

Pam De Renard left the meeting at 11:08 a.m.

12.0 CEO COMMENTS

Pam Bender welcomed Dr. Chantell Butler as the new special education director at Helendale and Leigh Anne Drake at Bear Valley USD. Next year's meeting will be different with Jamie Adkins leaving CAHELP.

13.0 MATTERS BROUGHT BY THE PUBLIC

None.

14.0 ADJOURNMENT

Having no further business to discuss, a motion was made by David Wheeler, seconded by Tanya Benitez, to adjourn the meeting at 11:13 a.m. The motion carried on the following vote: 12:0:0, Ayes: Benitez, Best, Brunson, Butler, Congo, Dale, Drake, Englehart, Miller, Wheeler, Wiesner, and Yeager. Nays: None, Abstentions: None

The next regular meeting of the Desert Mountain SELPA Steering and Finance Committee will be held on Friday, August 16, 2024, at 9:00 a.m., at the Desert Mountain Educational Service Center, Aster/Cactus Room, 17800 Highway 18, Apple Valley, CA 92307.

California Association of Health and Education Linked Professions,
Joint Powers Authority (CAHELP, JPA)
DESERT MOUNTAIN SELPA STEERING and FINANCE COMMITTEE MEETING
May 17, 2024 – 9:00 a.m.
Desert Mountain Educational Service Center, 17800 Highway 18, Apple Valley CA 92307

MINUTES

Individuals requiring special accommodations for disabilities are requested to contact April Hatcher at (760) 955-3555, at least seven days prior to the date of this meeting.

Legislative Updates – August 2024

Signed Bills

- **AB 2173 (Addis) Special Education: emotional disability:** removes disturbed terminology from emotional disturbance replacing with emotional disability
- **AB-2268 (Muratsuchi) English Learners: initial identification: English language proficiency assessment:** exempt children enrolled in Transitional Kindergarten (TK) from being assessed with the ELPAC. The assessment is not developmentally appropriate for four year olds and had not been proven valid and reliable for them

Assembly Bills – 2 -year Bills

- **438 (Rubio) Pupils with exceptional needs:** IEPs: postsecondary goals and transition services- change age to 14; possible amendment to prior to 9th grade. Ordered to a third reading in the senate

Senate Bills – 2 year Bills

- **SB-445 (Portantino) IEP Translations-** requires translation of the IEP, assessments and progress used to determine IEP into the native language of the parent, or communication type; within 30 days of the meeting; top 8 languages. Recently amended to include requirements of CDE to develop and issue guidance. The bill has been re-referred to the Commission on Appropriations and will most likely end up as a suspense file.

6.2 Alternate Pathway Diploma

No materials, verbal report only

6.3 Credentials Bridge Authorization

No materials, verbal report only

State SELPA – August 2024

State -wide IEP

- 2-year process
- Stakeholders include parents, state agencies, organizations and associations, public education and higher education staff
- **IEP Goal** – collaborative, team oriented, student centered, asset-based, inclusion oriented and outcome driven
- **Administrative data sheet** – house the required data collection for state reporting and monitoring
- Legal counsel involved reviewing for compliance and defensibility
- Possibly pilot with at least 2 LEAs
- Still working on next steps

ADR Statewide

- 86% of cases have been resolved prior to requesting due process

Alternate Diploma/Alternate Mean to a Diploma – SB 154

- Committee currently working on this with completion date of June 30, 2025
- Resources to support students with disabilities to meet graduation requirements for standard/regular diploma
- **Inclusive Access to a Diploma: Reimagining Proficiency for Students with Disabilities**
- “create, curate resources, coursework, and performance tasks for CA educators to use when providing students with disabilities alternate means of expression to

complete prescribes courses of study needed to meet the state minimum graduation requirements for a standard diploma”

- Not to be confused with SB 181 – Alternate Pathway Diploma - students who participate in Alternate Assessments

State-wide Monitoring

- CDE will begin monitoring IEP implementation and Restraint and Seclusion data in their annual monitoring

6.5 SEIS Update

No materials, verbal report only

6.6 CALPADS Support

No materials, verbal report only

DATE: June 28, 2024

TO: Joshua Behnke, Superintendent, Helendale School District
Chantell Butler, Pupil Services, Helendale School District
Pamela Bender, Chief Executive Officer, CA HELP

FROM: Mr. Richard Frederick, Area Director, Desert Mountain Operations, SBCSS

SUBJECT: Notice of Intent for Program Transfer

As outlined in the DMSELPA Local Plan pertaining to the transfer of programs and services already in operation and meeting requirements of California Education Code - EDC § 56207, Desert Mountain Operations, Student Services, SBCSS, is providing notice to Helendale School District of intent to transfer provision of 415 Speech and Language Services to Helendale School District commencing July 1, 2025.

The transfer of Speech and Language Services to Helendale School District impacts only those students whose primary enrollment is in district-operated programs. Helendale School District students enrolled in and attending Desert Mountain Operations Specialized Academic Instruction (SAI) programs will continue to be provided 415 Services through Desert Mountain Operations' Speech and Language service providers.

Desert Mountain Operations has a long tradition of providing Speech and Language Services to all students in Helendale School District programs. We have been honored to provide Speech and Language Services for all students in Helendale School District. However, due to growth and need in Desert Mountain Operations programs, we believe we will no longer be able to meet the need of Speech and Language Services for students in district-operated programs after July 1, 2025.

Desert Mountain Operations is committed to working with Helendale School District over the upcoming year as you plan for and transition to a new provider of Speech and Language Services for students in district-operated programs.



Desert Mountain Children's Center
17800 Highway 18
Apple Valley, CA 92307-1219

(760) 955-3601
(760) 946-0819
www.dmchildrenscenter.org

MEMORANDUM

Date: August 14, 2024
To: Special Education Directors
From: Linda Llamas, Director

Subject: Desert Mountain Children's Center Client Reports

Attached are the opened and closed cases for the following services:

- Screening, Assessment, Referral and Treatment (SART)
- Early Identification Intervention Services (EIIS)
- School-Age Treatment Services (SATS)
- Student Assistance Program (SAP)
- Speech and occupational therapy

If you should have any questions, please contact me at (760) 955-3606
or by email at

linda.llamas@cahelp.org



Desert Mountain Children's Center

Apple Valley: 17800 Highway 18 Apple Valley, CA 92307 | (760) 955-3601

Big Bear: 42007 Fox Farm Road, Suite 2A, Big Bear Lake, CA 92315 | (909) 866-2165

Yucca Valley: 58967 Business Center Drive, Suites C and D, Yucca Valley, CA 92284 | (760) 369-3130

Status of Teachers' Mental Health

How are the teachers doing?

Steering Committee

June 1, 2024

Since we revisited the status of the mental health of children and youth last month, revisiting the status of teachers' mental health feels timely as we head toward the end of another school year. As we learned last month, children and youth continue to grapple with the long-term effects of the COVID-19 pandemic and the ensuing shutdown of most typical activities. Most of the information and research shows that teachers also continue to struggle with the long-term effects of the COVID-19 pandemic and the rising prevalence of mental health disorders among children and youth. Teachers are on the frontlines with children and youth, so they see and experience first-hand the increased levels of anxiety, stress, and emotional needs of students. But teachers also experienced significant emotional strain during the pandemic, dealing with their own mental health concerns, adapting to new teaching formats, and supporting students' well-being. And now, four years later, the significant learning gaps students face due to the disruptions during the COVID-19 shutdown weigh heavily on the shoulders of teachers.

The "State of the American Teacher" survey conducted in January 2023 by the Rand corporation found that teachers reported worse well-being than other working adults.¹ The data did show improved well-being from 2021 and 2022 and that the rates of job-related stress are now back to pre-pandemic levels, but about a quarter of teachers still reported intentions of leaving the profession at the end of the school year. Of the teachers who reported intending to leave, those who reported poor well-being were more likely to report their intentions to leave. The top reasons teachers gave for leaving the professions included stress, disappointment in the job, salary, and the number of working hours.

"Just like their students, teachers face mental health struggles in their classrooms. Many of them must learn to cope with teacher-facing trauma while balancing students' needs and commitment to teaching, which is emotionally exhausting."² The unprecedented levels of stress remaining after the COVID-19 pandemic and its aftermath has led to teachers experiencing significant emotional strain that often leads to chronic stress. This chronic stress can lead to burnout, which affects a teachers' ability to perform effectively. According to a Gallup poll conducted in 2022, 44% of K-12 workers in the United States (US) say they "always" or "very often" feel burned out at work – higher than any other industry nationally.³ In addition to being the number one most burnt-out profession in the US, here are some additional statistics for 2024:



Desert Mountain Children's Center

Apple Valley: 17800 Highway 18 Apple Valley, CA 92307 | (760) 955-3601

Big Bear: 42007 Fox Farm Road, Suite 2A, Big Bear Lake, CA 92315 | (909) 866-2165

Yucca Valley: 58967 Business Center Drive, Suites C and D, Yucca Valley, CA 92284 | (760) 369-3130

- 90% of teachers claim that feeling burnt out is a serious problem
- Over half of teachers say they will leave teaching sooner than originally planned
- There are 500,000+ fewer educators in the American public school systems post-pandemic
- 44% of public schools posted teaching vacancies in early 2022
- 43% of educator job postings are going unfilled
- 30% of teachers were found to be chronically absent
- Compensation is the #1 reason educators plan to quit their jobs⁴

Burnout can lead to more serious mental health disorders such as anxiety and depression, which can affect the quality of the classroom environment and students' learning. Research shows that teachers who report more symptoms of depression have classrooms of lesser quality and students with fewer performance gains, especially in math.⁵ They also tend to provide less feedback and struggle more with managing challenging behaviors in the classroom.⁶ There are less studies regarding how anxiety in teachers impacts students, but one recent study has shown that increased teacher anxiety leads to increased student anxiety.⁷

And while there has been plenty written regarding the social-emotional needs of children and youth because we know that emotions matter, they matter in children and youth, but they also matter for adults, and they absolutely matter when it comes to our teachers. The Yale Center for Emotional Intelligence lists these five reasons for why educators' emotions matter⁸:

1. Emotions matter for attention, memory, and learning
 - Positive emotions harness attention and promote engagement
 - Negative emotions disrupt concentration and interfere with thinking
2. Emotions matter for decision-making
 - Positive emotions enhance mental flexibility and creativity
 - Negative emotions impair our ability to make good decisions
3. Emotions matter for relationships
 - Positive emotions help build trust and partnership
 - Negative emotions can alienate and impact our sense of safety
4. Emotions matter for health and well-being
 - Positive emotions can foster greater resilience in the face of trauma
 - Negative emotions can lead to negative physical and mental health
5. Emotions matter for performance
 - Positive emotions increase teacher engagement and motivation
 - Negative emotions can lead to burnout, absenteeism, and leaving the profession



Desert Mountain Children's Center

Apple Valley: 17800 Highway 18 Apple Valley, CA 92307 | (760) 955-3601

Big Bear: 42007 Fox Farm Road, Suite 2A, Big Bear Lake, CA 92315 | (909) 866-2165

Yucca Valley: 58967 Business Center Drive, Suites C and D, Yucca Valley, CA 92284 | (760) 369-3130

Given all this information, there is a growing recognition of the need for additional supports that lead to positive mental health and well-being for teachers and why this is important. These are just four benefits of prioritizing teacher mental health to help create a more effective and stable educational environment:

1. Reduces burnout and turnover
2. Improved teaching effectiveness
3. Preserves institutional knowledge
4. Fosters a positive organizational culture⁹

In 1975, Dan Lortie conducted a sociological study of teachers and found that teachers are driven by the positive emotions derived from participating in a students' development more than any other benefit. Many decades later another study, conducted by Schutz & Zembylas in 2007, found this to still ring true. Research today continues to support that "the way teachers feel at and about their work has deep implications for both their own success as well as that of their students."¹⁰ Returning to the Rand survey, we see this still reflected in the responses of the teachers who intended to stay in the field with their reason for wishing to remain in the field being the ability to have a positive effect on students and building positive relationships with students and other teachers.

"Recognizing and supporting the needs of teachers is crucial. It's not just about problem-solving. It's a smart investment in the long-term success and resilience of the entire educational community."¹¹ Taking care of teachers, making sure that they have the support they need for positive mental health and well-being, not only benefits them, but their students as well. Thus, it behooves all of us in the fields of education and mental health to do what we can to ensure the positive mental health and well-being of teachers.



Desert Mountain Children's Center

Apple Valley: 17800 Highway 18 Apple Valley, CA 92307 | (760) 955-3601

Big Bear: 42007 Fox Farm Road, Suite 2A, Big Bear Lake, CA 92315 | (909) 866-2165

Yucca Valley: 58967 Business Center Drive, Suites C and D, Yucca Valley, CA 92284 | (760) 369-3130

References:

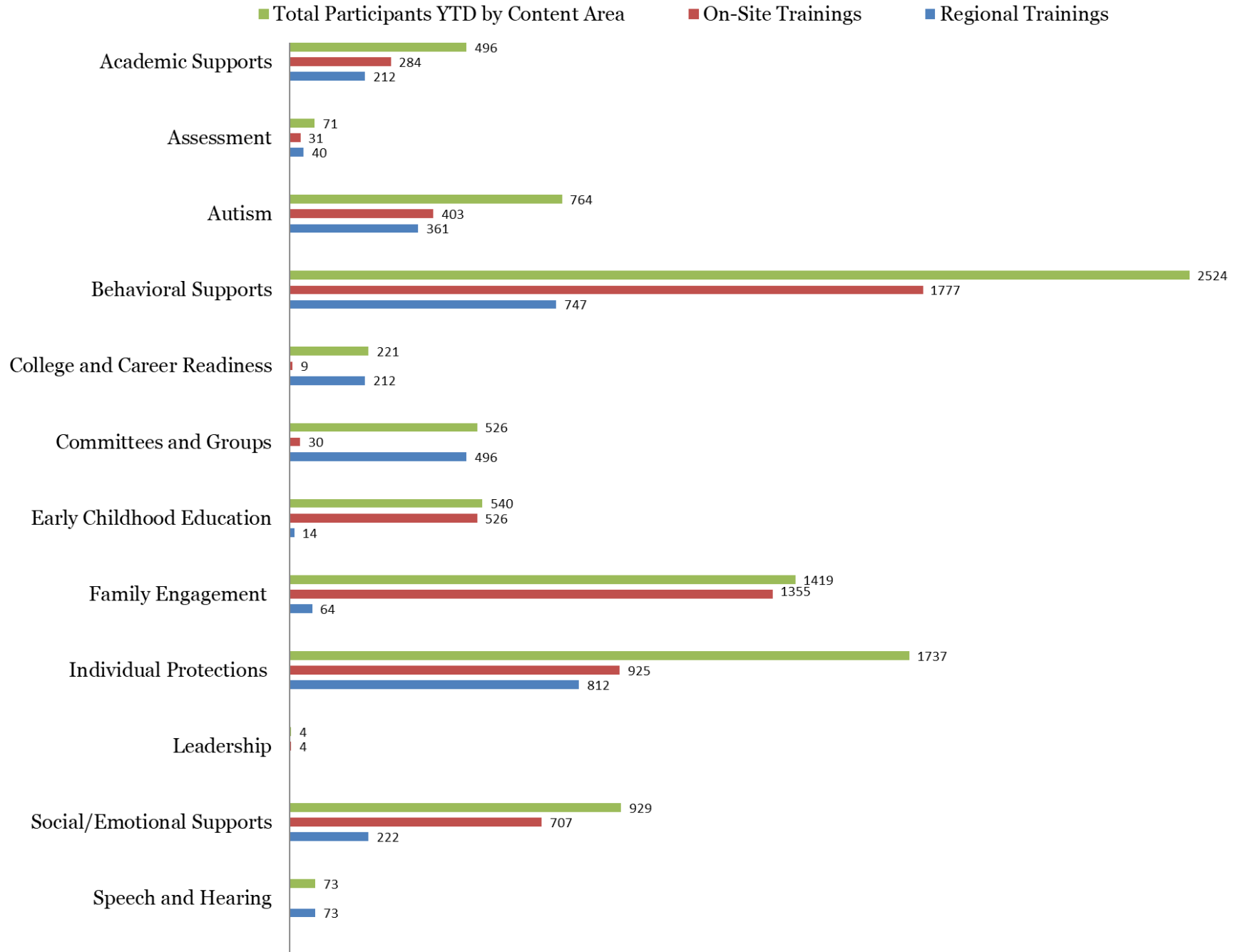
1. https://www.rand.org/pubs/research_reports/RRA1108-8.html
2. <https://journals.sagepub.com/doi/10.1177/00317217231212004>
3. <https://news.gallup.com/poll/393500/workers-highest-burnout-rate.aspx>
4. <https://www.devlinpeck.com/content/teacher-burnout-statistics>
5. <https://www.sciencedaily.com/releases/2015/02/150211084106.htm>
6. <https://journals.sagepub.com/doi/10.1177/21582440231217872>
7. Ibid
8. <https://www.edsurge.com/news/2020-04-07-teachers-are-anxious-and-overwhelmed-they-need-sel-now-more-than-ever>
9. <https://phys.org/news/2024-01-students-schools-stable-teachers-mental.html>
10. <https://kappanonline.org/teachers-emotional-well-being-stark-daulat-king/>
11. <https://blogs.und.edu/und-today/2024/01/und-in-the-conversation-why-teachers-need-deserve-mental-health-support/>

Resources:

- <https://www.the74million.org/article/what-one-educators-grief-reveals-about-the-mental-health-challenges-facing-teachers-now/>
- <https://www.forbes.com/sites/nickmorrison/2022/06/22/teachers-twice-as-likely-to-be-stressed-as-other-occupations/?sh=195a9b313d20>
- “My brain feels like a browser with 100 tabs open”: A longitudinal study of teachers’ mental health and well-being during the COVID-19 pandemic - <https://bpspsychub.onlinelibrary.wiley.com/doi/10.1111/bjep.12450>
- <https://www.edsurge.com/research/reports/education-in-the-face-of-unprecedented-challenges>
- <https://www.edweek.org/policy-politics/educators-mental-health-gets-new-attention-in-federal-bill/2023/02>
- <https://mhanational.org/>
- <https://www.nami.org/Home>
- <https://www.samhsa.gov/>
- <https://988lifeline.org/>

DMSELPA PROFESSIONAL LEARNING PARTICIPATION SUMMARY

ON-SITE PARTICIPANTS= 6,051 REGIONAL PARTICIPANTS= 3,253
9,304 TOTAL PARTICIPANTS FOR THE 2023-2024 SCHOOL YEAR



Desert Mountain SELPA
Due Process Summary
July 1, 2024 - July 31, 2024

DISTRICT								CASE OUTCOME FOR CURRENT YEAR				Filed on Parent
	19/20	20/21	21/22	22/23	23/24	24/25	Total	D/W	Resolution	Mediation	Hearing	
Adelanto SD	3	3.5	4	6	5.5	2	24	0	0	0	0	0
Apple Valley USD	10	5	5	6	5	0	31	0	0	0	0	0
Baker USD	0	0	0	0	1	0	1	0	0	0	0	0
Barstow USD	0	1	1	1	2	0	5	0	0	0	0	0
Bear Valley USD	0	1	1	1	2	0	5	0	0	0	0	0
Helendale SD	0	1	0	0	1	1	3	0	1	0	0	0
Hesperia USD	17.5	7	12	3	6.5	2	48	0	1	0	0	0
Lucerne Valley USD	0	0	0	0	0	0	0	0	0	0	0	0
Needles USD	0	0	0	0	0	0	0	0	0	0	0	0
Oro Grande SD	2	0	1	2	3.5	0	8.5	0	0	0	0	0
Silver Valley USD	0	0	0	1	1	0	2	0	0	0	0	0
Snowline USD	7	2	3	1	6	1	20	0	0	0	0	0
Trona USD	0	0	0	0	0	0	0	0	0	0	0	0
Victor Elementary SD	7	1	6	10	12.5	0	36.5	0	0	0	0	0
Victor Valley Union High SD	6.5	10	6	2	5	0	29.5	0	0	0	0	0
Desert/Mountain OPS	2	1	0	0	0	0	3	0	0	0	0	0
Excelsior Education Center	2	0	1	1	1	0	5	0	0	0	0	0
Health Sciences HS & MS	1	1	0	0	0	0	2	0	0	0	0	0
Lewis Center - AAE	1	1	0	1	1	0	4	0	0	0	0	0
Lewis Center - Norton	0	0	0	0	1	0	1	0	0	0	0	0
SELPA-WIDE TOTALS	59	34.5	40	35	54	6	228.50	0	2	0	0	0

Districts showing a value of .50 above indicates that the district is a co-respondent with another district.

*Number accounts for High Tech High but has exited from CAHELP. Actual count for 2019-20 is 67.

Desert Mountain SELPA
 Due Process Activity Summary
 July 1, 2024 - July 31, 2024

LEA Case Number	Issue(s)	Date Filed	Resolution Scheduled	Mediation Scheduled	Due Process Hearing	Status	IEE	Comp Ed.
1. HUSD Case no. 2024070096	Failure to asses in all areas of suspected disabilities (functional vision, ERMHS) Goals not measurable.	7/2/2024	7/11/2024 7/16/2024		8/20-22/2024	For days that students can come to school, a scooter and wheelchair with aide to push will be available. CASE CLOSED - Resolution	Functional Vision, Academic and cognitive with large print	academic tutoring - 80
2. SJUSD Case no. 2024070221	Failed to assess in all areas of suspected disabilities (Child find), Goals not measurable, Failed to assess in a timely manner, Vague offer of FAPE	7/8/2024	7/16/2024		8/27-29/2024	District will reach out to Southern CA Diagnostic Center for evaluations per parent request		
3. Helendale Case no. 2024070128	Failed to assess in all areas of suspected disabilities. No goals in all areas of need.	7/9/2024	7/22/2024		8/20-22/2024	Settlement Agreement on July 26, 2024 CASE CLOSED - Resolution	Psychoed up to \$6,000	PTA -\$5700

Desert Mountain SELPA
 Due Process Activity Summary
 July 1, 2024 - July 31, 2024

LEA Case Number	Issue(s)	Date Filed	Resolution Scheduled	Mediation Scheduled	Due Process Hearing	Status	IEE	Comp Ed.
4. HUSD Case no. 2024070745	Failing to offer appropriate FAPE, Failing to provide FAPE, Impeded parent's ability to participate in decion-making	7/22/2024	7/24/2024 8/12/2024		9/10-12/2024			
5. AESD Case no. 2024070973	Failing to provide FBA or response per parent request, Failed to reassess (psychoed, SPL, OT), Failed to provide PWN for reffusal to grant parent request for 1:1, Removed counseling services	7/25/2024	8/2/2024					
6. AESD Case no. 2024080007	1. Fail to conduct Tri within tiimelines 2. Fail to offer services linked to needs 3. Fail to assess in all areas of suspected disability	7/31/2024	8/14/2024		9/17-19/2024			

Desert Mountain SELPA
Due Process Summary
July 1, 2023 - June 30, 2024

DISTRICT								CASE ACTIVITY FOR CURRENT YEAR							Filed on Parent
	18/19	19/20	20/21	21/22	22/23	23/24	Total	D/W	Resolution Active	Resolution Settled	Mediation Active	Mediation Settled	Hearing Active	Hearing Decision	
Adelanto SD	3.5	3	3.5	4	6	5.5	25.5	0	0	4.5	0	1	0	0	0
Apple Valley USD	3.5	10	5	5	6	5	34.5	1	0	4	0	0	0	0	0
Baker USD	0	0	0	0	0	1	1	0	0	0	0	1	0	0	0
Barstow USD	2	0	1	1	1	2	7	0	0	1	0	1	0	0	0
Bear Valley USD	0	0	1	1	1	2	5	1	0	1	0	0	0	0	0
Helendale SD	0	0	0	0	0	1	1	0	0	0	0	1	0	0	0
Hesperia USD	7	17.5	7	12	3	6.5	53	1	0	3.5	1	1	0	0	0
Lucerne Valley USD	1.5	0	0	0	0	0	1.5	0	0	0	0	0	0	0	0
Needles USD	0	0	0	0	0	0	0	0	0	0	0	0	0	0	0
Oro Grande SD	0	2	0	1	2	3.5	8.5	1	0	2.5	0	2	0	0	0
Silver Valley USD	0	0	0	0	1	1	2	0	0	1	0	0	0	0	0
Snowline USD	8.5	7	2	3	1	6	27.5	0	0	2	0	1	0	1	1
Trona USD	0	0	0	0	0	0	0	0	0	0	0	0	0	0	0
Victor Elementary SD	0	7	1	6	10	12.5	36.5	1	0	3.5	1	6	0	1	3
Victor Valley Union High SD	8.5	6.5	10	6	2	7	40	0	0	5	1	1	0	0	0
Desert/Mountain OPS	3	2	1	0	0	0	6	0	0	0	0	0	0	0	0
Excelsior Education Center	0.5	2	0	1	1	1	5.5	0	0	0	0	1	0	0	0
Health Sciences HS & MS	0	1	1	0	0	0	2	0	0	0	0	0	0	0	0
Lewis Center - AAE	1	1	1	0	1	1	5	0	0	1	0	0	0	0	0
Lewis Center - Norton	0	0	0	0	0	1	1	1	0	0	0	0	0	0	0
SELPA-WIDE TOTALS	39	59	33.5	40	35	56	262.50	6	0	29	3	16	0	2	4

Districts showing a value of .50 above indicates that the district is a co-respondent with another district.
*Number accounts for High Tech High but has exited from CAHELP. Actual count for 2019-20 is 67.

Desert Mountain SELPA
Due Process Activity Summary
July 1, 2023 - June 30, 2024

LEA Case Number	Issue(s)	Date Filed	Resolution Scheduled	Mediation Scheduled	Due Process Hearing	Status	IEE	Comp Ed
1. SVUSD Case no. 2023070703	Denial of FAPE 1. Failure to implement the IEP 2. Inappropriate offer of FAPE 3. Lack of ed benefit 4. Failure to facilitate parent participation and appropriate IEP team members.	7/2/2023	8/2/2023	9/28/2023	9/6-7/2023	8/2/23 - Concerns with location of provision of services. Reviewing IEE at upcoming IEP. 9/26/23 - Settlement Post Resolution CLOSED - Resolution	SPL (\$3,000)	Tutoring 135 hrs. OT 10 hrs. SPL 15 hrs. Counseling 10 hrs.
2. AVUSD Case no. 2023080387	Denial of FAPE 1. Failure to implement the IEP 2. Failure to provide comparable services upon transfer. 3. Lack of Ed Benefit 4. Failure to provide timely assessments 5. Failure to timely respond to the parent request for IEE	8/8/2023	8/17/2023 9/5/2023		9/26-28/2023	9/5/23 - Parents seeking push-in at AVHS. 9/12/23 - District will assess for FBA and ERMHS. Placement at AVHS. CLOSED - Resolution	Psycho Ed	SAI 40 hrs. SPL 10 hrs. ERMHS 10 hrs.
3. VVUHSD Case no. 2023080453	Denial of FAPE by failing to provide: 1. Appropriate placement 2. Progress on goals 3. Appropriate ITP 4. Academic supports and services Violated parent rights by: 1. Predetermining students needs 2. Failure to provide full copy of records	8/17/2023	8/25/2023		10/3-5/2023	8/25/23 - 38 weeks enrolled in VVUHSD. Super senior behind in credits. Missing information from transfer of records. Will go to mediation. 9/29/23 - District will conduct Psycho Ed, ERMHS, TP, SPL, OT and academic assessments. CLOSED - Resolution		Reading SAI 80 hrs. Transition 38 hrs.

Desert Mountain SELPA
 Due Process Activity Summary
 July 1, 2023 - June 30, 2024

LEA Case Number	Issue(s)	Date Filed	Resolution Scheduled	Mediation Scheduled	Due Process Hearing	Status	IEE	Comp Ed
4. SJUSD Case no. 2023080600	Denial of FAPE Lack of Ed Benefit 1. Reading goals 2. Math goals 3. Writing goals Failure to provide research based remediation 1. Reading 2. Writing 3. Math Failure to assess 1. FBA 2. ERMHS Failure to provide 1:1 Employing negative behavior reinforcement practices.	8/18/2023	8/31/2023 9/7/2023	10/17/2023	10/10-12/2023	9/7/23 - Parent demand of 1:1 aide despite TISA results. Unreasonably high comp ed demand. 10/23/23 - Amend the IEP and provide parent assessment plan; include ERHMS and FBA. 10/25/23 - Parent to consent to assessments for FBA, ERMHS, Feifer Reading Assessment to consider Autism/SLD. IEP to follow completion of assessments. IEP Amended: SAI, counseling, parent consult, 1:1 CLOSED - Mediation		Academic tutoring \$9,000
5. VVUHSD Case no. 2023080895	Denial of FAPE 1. Failure to timely provide comprehensive assessments 2. Lack of Ed Benefit Denial of meaningful parent participation 1. Predetermination 2. Failure to provide complete records	8/23/2023	9/6/2023	10/13/2023	10/10-12/2023 11/28-30/2023	9/6/23 - Agree to ERMHS assessment and Foster Youth Grad credits. Disagree with comp ed demand. 10/16/23 - Credit recovery plan; multiple district assessments CLOSED - Mediation		Comped 80 hrs. Counseling 20 hrs. SPL 20 hrs. Transition supports 30 hrs.

Desert Mountain SELPA
Due Process Activity Summary
July 1, 2023 - June 30, 2024

LEA Case Number	Issue(s)	Date Filed	Resolution Scheduled	Mediation Scheduled	Due Process Hearing	Status	IEE	Comp Ed
6. Bear Valley Case no. 2023081001	Denial of FAPE 1. Academics 2. SPL 3. Soc. Emotional 4. Behavior Failure to assess 1. OT 2. SPL 3. FBA Impeded parent participation 4. Lack of full team	8/30/2023	9/13/2023	11/8/2023	10/10-12/2023 12/5-7/2023	9/13/23 - Parent attorney delaying settlement until recent IEP copy received. 10/3/23 - Partial settlement demand received. Waiting for the IEP and new FAPE offer. 11/6/23 - Withdrawn by parent attorney CLOSED - Withdrawn		
7. VESD Case no. 202309041	VESD filed on the parent. 1. Does the IEP constitute FAPE? 2. May district implement IEP of 3/9/2023	9/5/2023	N/A	N/A	9/26-28/2023 10/10-12/2023	9/18/23 - Request for continuance by parent granted. Despite our disagreement OAH honored request. 9/29/23 - OAH rescheduled for VE fall break. VE withdrew case with intent to refile. CLOSED - Withdrawn		
8. AESD Case no. 2023090114	1. Violation of Child Find since 9/22/22. 2. Denial of services 3. Denial of FAPE 21-22, 22-23, 23-24.	9/5/2023	10/3/2023	12/11/2023	10/24-26/2023 1/17-18/2024	10/3/23 - Parent seeking unreasonable services including equine therapy. Seeking NPS for Autism. 10/23/23 - Attorney correspondence over unrealistic asks when placement is of most concern. 11/2/23 - Seeking to resolve placement so students gets to school. 12/11/23 - IEP Amendment: Placement change and increased SPL New assessments: SCIA, OT. CLOSED - Mediation		Tutoring 40 hrs. SPL 15 hrs.

Desert Mountain SELPA
Due Process Activity Summary
July 1, 2023 - June 30, 2024

LEA Case Number	Issue(s)	Date Filed	Resolution Scheduled	Mediation Scheduled	Due Process Hearing	Status	IEE	Comp Ed
9. HUSD Case no. 2023090600	Denial of FAPE 1. Failure to find child eligible under SLD or OHI	9/22/2023	10/5/2023		11/7-9/2023	10/5/23 - Student no longer enrolled in HUSD. 10/5/23 - Parent no-show to resolution. 10/9/23 - Case withdrawn CLOSED - Withdrawn		
10. VESD Case no. 2023100085	Did the IEP of 3/9/23 constitute FAPE and LRE? District filed to implement.	10/2/2023	N/A		10/24-26/2023	10/24-26/23 - Hearing held. Awaiting judges decision 12/8/23 - Judges decision - LEA prevailed on placement. CLOSED - Hearing		
11. Helendale SD Case no. 2023100129	Denial of FAPE 1. Appropriate placement 2. Increase OT 3. Appropriate goals 4. Appropriate aides and supports 5. Provide ESY 6. Collaborate with in home ABA 7. OT sensory integration	10/3/2023	10/18/2023	11/16/2023	11/21-22/2023 1/7-18/2024	10/18/23 - Attorney and advocates were present. Attorney deferring to advocates. Could not define "appropriate" or articulate what they are wanting. Suggested mediation - opposition pushed against it. 11/3/23 - Continuance granted. 11/16/23 - Mediation - agreed to parent drafted goals; to hold an IEP 12/9; continue gen ed placement; awaiting IEEs. 12/20/23 - IEP Amendment: new goals of parent discretion. Placement remains through completion and review of IEEs. CLOSED - Mediation		

Desert Mountain SELPA
Due Process Activity Summary
July 1, 2023 - June 30, 2024

LEA Case Number	Issue(s)	Date Filed	Resolution Scheduled	Mediation Scheduled	Due Process Hearing	Status	IEE	Comp Ed
12. VVUHSD Case no. 2023100	Denial of FAPE 1. Failure to complete comprehensive psycho-ed assessment 5/8/23 2. Failure to conduct triennial ERMHS, FBA, SPL 3. Inadequate placement	10/10/2023	10/19/2023 11/6/2023	12/19/23 (canceled)	11/28-30/2023	11/6/23 - Parent is seeking placement at a new NPS. Concerns related to BFA. LEA needs more information from BFA 12/19/23 - Doing well at BFA, returning student to LEA. CLOSED - Resolution		SAI 50 hrs. Counseling 30 hrs.
13. AESD Case no. 2023100596	Denial of Fape 1. Failure to appropriately assess 2. Failing to design IEPs, implement IEPs and provide proper placement 3. Denied parent meaningful participation by failing to have full staff team, failed to provide PWN, failure to provide complete records.	10/18/2023	11/1/2023 11/8/2023		12/5-7/2023	11/8/2023 - Advocate attended resolution. Concluded with verbal agreement. 11/10/23 - Overturned by parent attorney. 11/23/23 - To the IEP: increase in SAI, SPL. District to assess in behavior, 1:1, AT, and OT. IEE: Psycho ed CLOSED - Resolution		SAI, SPL 110 hrs.
14. VESD Case no. 2023	Denial of FAPE 1. Failure to provide appropriate program a. ERMHS b. Social skills c. SAI 2. Child Find 3. Unlawful disciplinary action	10/27/2023	11/7/2023		12/19-21/2023	11/14/23 - Limited student attendance; countered with reduced hours; student no longer in the LEA. 11/9/23 - Agreed to IEE's in OT, SPL CLOSED - Resolution		Tutoring 60 hrs. SPL 15 hrs. <hr/> Counseling 20 hrs.

Desert Mountain SELPA
 Due Process Activity Summary
 July 1, 2023 - June 30, 2024

LEA Case Number	Issue(s)	Date Filed	Resolution Scheduled	Mediation Scheduled	Due Process Hearing	Status	IEE	Comp Ed
15. HUSD Case no. 2023110042	Denial of FAPE 1. Failure to provide appropriate program a. Academics b. SPL c. OT d. PT	11/1/2023	11/13/2023 11/14/2023			11/14/23 - CCS referral. Divided time HUSD, SJUSD. Additional assessment needed. 11/27/23 - IEP amendment: Eligibility changed to OI, 1:1 aide all day, increase SPL, OT, PT, Health Plan. CLOSED - Resolution		
16. Oro Grande SD Case no. 2023110283	Denial of FAPE 1. IEP failure to provide wrap services 2. IEP failure to provide ABA services 3. Failure to provide 1:1 aide	11/8/2023	11/17/2023	1/22/2024	12/27-28/2023 2/8/2024	11/7/23 - Seeking wrap services, hold IEP to reconsider eligibility of ABA services. 1/11/24 - Expulsion retracted 1/22/24 - Agreement to May IEP to review behavior needs; releases of information. Full waiver of claims. CLOSED - Mediation	ERMHS	Behavior Support 40 hrs.
17. SJUSD Case no. 2023110381	Denial of FAPE 1. Failure to assess a. Visual Processing b. VMI c. Auditory Processing d. Memory e. Executive functioning f. FBA g. Psycho Ed 2. Inappropriate placement in I.S. 3. Failure to offer credit recovery	11/13/2023	11/20/2023 12/7/2023		1/3-4/2024	12/7/23 - Placement issues due to probation requirements and restraining order. 12/19/23 - Placement at CHS in on-line learning for English; if court order changes, student may resume Eng. Class; transition goals developed at IEP. CLOSED - Resolution		DOR 100 hrs.

Desert Mountain SELPA
 Due Process Activity Summary
 July 1, 2023 - June 30, 2024

LEA Case Number	Issue(s)	Date Filed	Resolution Scheduled	Mediation Scheduled	Due Process Hearing	Status	IEE	Comp Ed
18. SJUSD Case no. 2023110431	Denial of FAPE 1. Failure to offer BI services : FBA 2. Failure to address regression 3. Failure to provide ESY 4. Failure to offer home ABA 5. Failure to offer parent training in behavior and SPL 6. Failure to offer placement with neurotypical peers 7. Predetermined IEP 8. Ignoring parent concerns: BUS, CPI holds	11/14/2023	11/28/23 12/7/2023		1/3-4/2024 1/23-25/2024	11/28/23 - No show to Resolution; rescheduled. 12/7/23 - Student residing in foster care, yet adopted mom filed and lacks information, no trust with LEA. 12/20/23 - Opposing attorney unresponsive. 1/24 - Preparing for hearing 1/23/24 - 10 day OAH hearing. Awaiting judges decision 2/27/24 - Closing brief filed CLOSED - HEARING		
19. VESD Case no. 2023110554	Denial of FAPE 1. Failure to assess in all areas 2. Failure to calculate IEP to meet her needs a. placement b. progress c. supports d. soc. Emotional e. 1:1 aide f. ESY 3. Predetermination	11/16/2023	11/28/2023		1/3-4/2024	11/28/23 - Placement concerns, cannot verify ed rights holder, moved to an Ed m/m - triggered by others behavior 12/11/23 - Placement to remain. IEP amended: increase in individual counseling, add group counseling; district to assess: FBA, SPL, OT CLOSED - Resolution		Academic 50 hrs. Counseling 25 hrs.

Desert Mountain SELPA
 Due Process Activity Summary
 July 1, 2023 - June 30, 2024

LEA Case Number	Issue(s)	Date Filed	Resolution Scheduled	Mediation Scheduled	Due Process Hearing	Status	IEE	Comp Ed
20. VESD (.5) HUSD (.5) Case no. 2023110843	Denial of FAPE 1. Failure to assess in all areas 2. Failure to provide records 3. Denied parent participation 4. Failure to provide PWN 5. Not a full IEP team 6. Failure to offer LRE 7. Failure to provide services 8. Failure to provide appropriate goals	11/27/2023	12/12/2023		1/17-18/2024	12/12/23 - Filed on HUSD and VESD jointly. Behavior concerns. Residency established. Student refusing Hesperia attendance. Mom has no car - wants transportation. 12/18/23 - 10 Day Statutory offer; done separately for HUSD and VESD. 1/4/24 - Both stat. offers declined by opposition. 1/11/24 - Settlement agreement; amended IEP to include increased SAI, add social skills, clarify ERMHS. CLOSED - Resolution		Academic SPL OT or reading 50 hrs.
20. VESD (.5) HUSD (.5) Case no. 2023110843	See above					See above		
21. HUSD Case no. 2023110783	Denial of FAPE 1. Failure to designate as SPED prior to 10/28/2022 2. Failure to make progress 3. Failure to provide B/A 1:1 4. Failure to assess for OT 5. Failure to provide toileting goals	11/28/2023	12/12/2023		1/17-18/2024	12/12/23 - Prospective services cannot be reached - student residency not HUSD. Student enrolled in correct district by 1/8/24 12/14/23 - IEP Amendment - Autism eligibility, 1:1 aide, 1 hr. consultation with district of residence over FBA findings. CLOSED - Resolution		

Desert Mountain SELPA
Due Process Activity Summary
July 1, 2023 - June 30, 2024

LEA Case Number	Issue(s)	Date Filed	Resolution Scheduled	Mediation Scheduled	Due Process Hearing	Status	IEE	Comp Ed
22. Baker USD Case no. 2023120155	Denial of FAPE 1. Inadequate support in LRE 2. Failure to complete appropriate psycho ed 3. Failure to conduct ERMHS assessment. 4. Failure to provide appropriate supports and services 5. Failure to convene an MD 6. Unilaterally changing placement due to suspension	12/1/2023	12/8/2023	12/14/2023		12/8/23 - Student needs more restrictive placement. Parent refuses RTC. 12/11/23 - Parent to visit county class in Barstow. 12/14/23 - Placement in Barstow, Expulsion removed, ERMHS CLOSED - Mediation		Tutoring 20hrs
23. VESD Case no. 2023120162	Denial of FAPE 1. Failure to provide appropriate program a. Academics b. Fine Motor c. Behavior	12/5/2023	12/18/2023			12/18/23 - Dispute about who should provide ESY - VVUHSD dismissed. 12/20/23 - Reading comp ed agreed to CLOSED - Resolution		Reading 120 hrs.
24. VESD Case no. 2023120425	Denial of FAPE 1. Failure to properly assess 2. Failure to design appropriate IEP 3. Failure to provide SAI and ERMHS	12/12/2023	12/18/2023	1/19/2024	2/13-15/2024	12/1/23 - Agreed to waive resolution 1/19/24 - Modified IEP to include ABA aide. OT provision clarified. CLOSED - Mediation	OT Visual Processing SPL ERMHS	Reading 120 hrs.
25. AVUSD Case no. 2023120499	Denial of FAPE 1. Failure to provide appropriate placement and services a. Academic b. Communication c. Transition d. Behavior 2. Stu failed to make progress 3. IEEs approved but did not occur	12/14/2023	12/20/2023 1/8/2024	2/20/2024	1/30-2/1/2024 3/5-7/2024	1/8/24 - Parent to visit adult transition at AVHS; conservatorship in process 1/16/24 - Dismissed opportunity to file on parent, thus comped high demand 2/19/24 - Adult transition IEP; placement; comped; provide Tpad with "touch chat" CLOSED - Resolution		Academic 200 hrs. Vocational 150 hrs. SPL 100 hrs.

Desert Mountain SELPA
 Due Process Activity Summary
 July 1, 2023 - June 30, 2024

LEA Case Number	Issue(s)	Date Filed	Resolution Scheduled	Mediation Scheduled	Due Process Hearing	Status	IEE	Comp Ed
26. VVUHSD Case no. 2023120579	Denial of FAPE 1. Failure to comply with IEP 2. No provision of services for HH 3. Failure to facilitate meaningful parent participation.	12/15/2023	1/12/2024	2/16/2024	2/8/2024	1/12/24 - H/H teacher quit, unclear basis for H/H; awaiting ROI, refusal of virtual platform; unreasonable demands for in home 1:1 instruction. 2/15/24 - Agreed to 10 hrs. SAI for H/H per week by an NPA operative through 5/24/24 and the IEP of 10/31/2022 becomes operative. Truancy to be pursued if student does not participate 5 hrs. per week. District to assess fully before 5/24/24. CLOSED - Resolution		SAI 75 hrs.
27. VESD Case no. 2023120738	Denial of FAPE 1. Failure to consider all info in MD prior to expulsion 2. Child-Find 3. Failure to assess in all areas 4. Failure to address all areas of need.	12/20/2023	1/3/2024	1/17/2024 Expedited 3/1/2024 Regular	1/30/2024 1/22/2024 Expedited 4/16/2024 Regular	1/3/24 - Agreed to expunge MD; remaining issue is placement location. Need fact finding. Behaviors at home increasing. 1/17/24 - Agreed to ROI for ERMHS. Parent concerns about appropriate ERMHS services. Concern - returning from Charter to Home School. 1/19/24 - Parent agreed to I.S. with increased SAI. 1/30/24 - School counseling services 60 min per week through 23-24, DMCC ERMHS assessment CLOSED - Mediation		Tutoring 100 hrs.

Desert Mountain SELPA
 Due Process Activity Summary
 July 1, 2023 - June 30, 2024

LEA Case Number	Issue(s)	Date Filed	Resolution Scheduled	Mediation Scheduled	Due Process Hearing	Status	IEE	Comp Ed
28. VESD Case no. 2023120915	Denial of FAPE 1. Substantive errors in eligibility determination 2. Failed to properly develop a. Placement b. Behavior supports c. Social-emotional supports d. Academic supports and services 3. Failed to ensure progress 4. Failure to implement IEP 2/10/23 - 8/7/23	12/27/2023	1/10/2024 Expedited	1/17/2024 Expedited		1/10/24 - Placement concern; exploring NPS. 1/17/24 - Placement agreement, add counseling, increase BCBA. 1/22/24 - IEP Amendment of placement, ERMHS, BCBA, District assessments to include Autism and SLD, OT, ERMHS, FBA, all with new assessors. CLOSED - Mediation		SAI 75 hrs. ERMHS 12 hrs.
29. SJUSD - filing against student Case no. 2024010262	Filing to change placement. Consolidated with parent case.	1/10/2024	Not Required		1/23-25/2024 1/30-2/1/2024	See case #2023110431 SJUSD prevailed to implement IEP. Opposing counsel and parent did not prevail on any counts.		
30. AESD Case no. 2024010547	Denial of FAPE 1. Child find 2. Failure to timely assess 3. Failed to train teachers 4. Lack of progress 5. Lack of behavioral supports Denying parent meaningful participation.	1/16/2024	1/25/2024 2/5/2024		2/27-29/2024	2/5/24 - SCIA underway; staff to meet student at drop off. 2/23/24 - IEP add support during drop off. CLOSED - Resolution		

Desert Mountain SELPA
 Due Process Activity Summary
 July 1, 2023 - June 30, 2024

LEA Case Number	Issue(s)	Date Filed	Resolution Scheduled	Mediation Scheduled	Due Process Hearing	Status	IEE	Comp Ed
31. SJUSD Case no. 2024010453	Denial of FAPE 1. Child find prior to 12/23 2. Failure to assess in all areas a. FBA b. ERMHS 3. Failure to provide 1:1 4. Inappropriate change of placement with stipulated expulsion	1/16/2024	1/26/2024 2/6/2024		3/5-7/2024	2/6/24 - Considered school placement and behavior aide. 2/16/24 - Resume attendance at Pinon Mesa Middle School for remainder 23-24 school year. CLOSED - Resolution	FBA (\$3,000)	Academic tutoring 40 hrs. (\$4,000) Counseling 20 hrs. (\$2400)
32. Excelsior Case no. 2024010453	Denial of FAPE 1. Failure to consider IEEs 2. Failure to provide vision therapy. 3. Failure to provide parent participation in the IEP 4. Predetermination	1/16/2024	1/26/2024 1/31/2024	4/16/2024	4/16-18/2024	4/2/24- Opposing counsel and parent want functional goals. Student is performing at or above grade level. Offering a statutory offer and considering hearing. CLOSED - Mediation		Fund of \$6400 for vision therapy and auditory processing Reimburse parent \$1391 and \$450
33. VESD Case no. 2024010638	Denial of Fape 1. Inappropriate placement in LRE 2. Lack of intensive reading, writing and math 3. Failure to assess 4. Failure to provide behavior interventions 5. Lack of meaningful goals 6. Inappropriate frequency and duration of DIS Service	1/17/2024	1/25/2024 2/2/2024	3/12/2024	3/5-7/2024 4/23-24/2024	2/2/24 - Very little progress in reaching settlement 3/12/24 - parental consent to IEP and add monthly BCBA consult. CLOSED - Mediation	Vision processing w/ Ketchum Health	Reading services by DES 120 hrs. Related services comp ed 80 hrs. (\$10,000)

Desert Mountain SELPA
Due Process Activity Summary
July 1, 2023 - June 30, 2024

LEA Case Number	Issue(s)	Date Filed	Resolution Scheduled	Mediation Scheduled	Due Process Hearing	Status	IEE	Comp Ed
34. Oro Grande (.5) AESD (.5) Case no. 2024020471	Denial of FAPE: Lack of appropriate placement a) Academics b) ERMHS c) Behavior	2/1/2024	2/14/2024	4/12/2024	5/21-23/2024	2/14/24 - Main concern is behavior; added bus aide to demand. 2/27/24 - District investigated bus needs. 3/21/24 - Settlement Agreement Provide 1:1 aide for full day until IEP meeting to review results of FBA Adult support for transportation Assessments by District- psychoed, speech, OT, FBA CLOSED - Resolution	ERMHS by Neuro Clinic	
34. Oro Grande (.5) AESD (.5) Case no. 2024020471	See above					Cont: Speech - increase 2x 30 min weekly CLOSED- Resolution		
35. Bear Valley Case no. 2024020378	Denial of FAPE Failure to address student needs 1. Academics 2. SPL 3. Soc. Emotional 4. Behavior Failure to assess 1. OT 2. SPL 3. FBA Impeded parent participation 1. Lack of full IEP team	2/9/2024	2/21/2024		3/26-28/2024	2/21/24 - IEE and LEA assessments match; parent not agreeing demanding 1:1, not wanting to wait for TISA. 3/8/24 - 1:1 aide until IEP (not stay put) develop fade out plan OT - direct 2x monthly 30 min CLOSED - Resolution (3/8/24)	Psycho ed (Jerry Turner) Speech	Academic 75 hrs. (\$7500) OT 10 hrs. (\$1250) Speech 20 hrs. (\$2500)

Desert Mountain SELPA
 Due Process Activity Summary
 July 1, 2023 - June 30, 2024

LEA Case Number	Issue(s)	Date Filed	Resolution Scheduled	Mediation Scheduled	Due Process Hearing	Status	IEE	Comp Ed
36. VESD - filing against student Case no. 2024020500	Does the IEP of 9/21/24 constitute FAPE?	2/13/2024	Not Required		3/5-7/2024 4/9-11/2024	2/22/24 - Parent attorney refused to bring case to hearing. 2/26/24 - Continuance granted Parent no show to Prehearing Conf. Hearing scheduled for April 9-11 Parent obtained an attorney day of hearing and asked for continuance. Settled the case. CLOSED - Pre Hearing	Audiology - auditory processing	110 hours (\$11,000)
37. VESD Case no. 2024020651	Denial of FAPE Failure to provide appropriate program 1. Academics 2. Fine motor 3. Mental health 4. Behavior management	2/20/2024	3/1/2024	5/13/2024	5/29-30/2024	4/1/24- Still very far apart with regard to comp ed. Considering a statutory offer. Settlement Agreement 5/13/24 Closed - Mediation	FBA by PointQuest	250 hours - academic tutoring (\$25,000) 40 hours- OT (\$7,000)
38. Oro Grande Case no. 2024020800	Denial of FAPE 1. Denied support of an OLF 2. Inadequate amplification device 3. Abusive AVT provider 4. Lack of ERMHS 5. Abuse and discrimination	2/23/2024	3/12/2024	6/4/2024	4/9-11/2024 7/23-25/2024	Prospective Placement & ESY - Linda Mood Bell - Pasadena (2024-2026) up to \$102,745 per school year, travel (mileage) up to \$20,000, Placement considered parentally placed private school student and Stay Put is June 2024 IEP Settlement - Post Mediation CLOSED		\$25,000 per school year 24-26

Desert Mountain SELPA
Due Process Activity Summary
July 1, 2023 - June 30, 2024

LEA Case Number	Issue(s)	Date Filed	Resolution Scheduled	Mediation Scheduled	Due Process Hearing	Status	IEE	Comp Ed
39. SJUSD Case no. 2024030630	Denial FAPE: 1. No FBA 2. No trained 1:1 3. Failure to offer sufficient SLP, OT, PT, appropriate goals, home ABA, 4. Didn't offer parent training in AAC, sensory training, Speech, and behavior 5. Not all required members at IEP	3/15/2024	3/26/2024		4/30-5/1/2024 Withdrawn night before	3/15/2024 - No attorneys present at resolution. Didn't make progress or movement. Refused Mediation Held Witness Prep for all staff and the night before the hearing, opposing counsel withdrew CLOSED - Withdrawn		
40. BUSD Case no. 2024030464	Denial of FAPE: 1. Did not receive Speech services 2. No progress on goals 3. Wrongfully mainstreamed 4. No permanent Sped teacher	3/14/2024		3/27/2024		3/27/2024 - Formal mediation with OAH judge. Assessment Plan – TISA 60 min Speech comp Mr. Hoffman participates in IEP in May CLOSED - Mediation		1 hour
41. BUSD Case no. 2024030937	Denial of FAPE: 1. Failure to provide Sped and related services 2. Failure to conduct IEP 3. Failure to conduct Triennial in Dec 2023 4. Child Find	3/27/2024		4/5/2024	5/14-16/2024	1. Request for district assessments (ED, FBA). 2. 30 min weekly counseling from District Counselor 3. ESY will be SAI in midl /mod classroom CLOSED - Resolution		\$8,000 for academic tutoring, counseling from NPA
42. Norton Case no. 2024040047	1. Predetermine Manifestation Determination Review for expulsion 2. Failing to assess properly 3. Failing to develop effective strategies	4/1/2024	4/8/2024			CLOSED - Withdrawn		

Desert Mountain SELPA
Due Process Activity Summary
July 1, 2023 - June 30, 2024

LEA Case Number	Issue(s)	Date Filed	Resolution Scheduled	Mediation Scheduled	Due Process Hearing	Status	IEE	Comp Ed
43. HUSD Case no. 2024040439	1. District has failed to provide placement and program 2. Exclusion from programs	4/9/2024	4/25/2024			Negotiating terms and requesting mediation dates. Expedited residential placement assessment. Seeking RTC - Case still OPEN		
44. Oro Grande Case no. 2024040563	Denial of FAPE: 1. Failing to provide Home and Hospital Instruction 2. Failure to consider parent arguments and documentation	4/12/2024	4/22/2024			Submitted a Notice of Dismissal as the prior settlement agreement covers the claim. OAH agreed. CASE DISMISSED		
45. AVUSD Case no. 2024040851	1. Failing to provide appropriate services, SAI, accommodations, goals, and assessments. 2. Failure to conduct FBA 3. Inappropriate ERMHS assessment	4/22/2024	5/2/2024			Currently negotiating terms for an agreement. 1. Amendments to IEP (Increase services, add 1:1, ESY) 2. Compe Ed 3. IEEs CLOSED - Resolution	FBA ERMHS Speech & Language	1. Academic tutor - 100 hrs (\$11,000) 2. ERMHS - 40 hrs (\$5,000) 3. BCBA consult in home 30 hrs (\$3750)
46. AESD Case no. 2024040555	1. Failing Child Find obligation by not identifying and assessing in a timely manner 2. Untimely FBA 3. Not offering appropriate services	4/12/2024	5/9/2024			Settled 5/13/2024 1. District shall staff an additional support person (classroom aide, substitute, teacher, etc.) in Student's general education classroom. 2. Comp ed: academic, OT, SLP 3. FBA CLOSED - Resolution		\$6,000

Desert Mountain SELPA
 Due Process Activity Summary
 July 1, 2023 - June 30, 2024

LEA Case Number	Issue(s)	Date Filed	Resolution Scheduled	Mediation Scheduled	Due Process Hearing	Status	IEE	Comp Ed
47. VVUHSD Case no. 2024050249	1. Residential Placement Request	5/6/2024	5/20/2024		6/25-27/2024	Student moved to another Foster home outside of the district boundaries. Residential Placement dropped and Comp Ed requested. Case still OPEN		
48. AESD Case no. 2024050629	1. Failed to comprehensively assess in all areas of suspected disability 2. Failed to offer adequate Speech frequency 3. Failing to offer a Reading goal, Writing goal, and Math goal	5/10/2024	6/5/2024		6/25-27/2024	Resolution Session negotiations: Comp Ed hours for •Speech and Language •Compensatory Education services (academic) CLOSED - Resolution		SPL - 30 hrs Reading -75
49. AVUSD Case no. 2024050940	1. Failed to comprehensively assess in all areas of suspected disability for Tri (no interviews) 2. Failed to comprehensively assess Speech and Language 3. Failed to implement Speech 4. Failed to offer goals in Reading and Writing 5. Deficient IEP goals	5/13/2024	6/3/2024		7/9-11/2024	Settled 6/25/2024 CLOSED - Resolution	Speech/Lang by Keaunna Knox	Transition - 20 SPL -40 hrs

Desert Mountain SELPA
Due Process Activity Summary
July 1, 2023 - June 30, 2024

LEA Case Number	Issue(s)	Date Filed	Resolution Scheduled	Mediation Scheduled	Due Process Hearing	Status	IEE	Comp Ed
50. VESD Case no. 2024051066	1. Failed to offer an appropriate placement and support 2. Failed to offer appropriate frequency, duration, and type of DIS services 3. Failed to provide intensive academic programs 4. Failed to devise meaningful goals in all areas of suspected need	5/29/2024	6/10/2024	8/7/2024	7/16/-18/2024	Resolution Session - Negotiating Comp Ed for Reading Intervention, Math Referral for OT and ERMHS CASE - Still OPEN		
51. HUSD Case no. 202405113	1. Failing to appropriately, timely, and comprehensively assess all areas of suspected disability 2. Failing to appropriately design or implement educational program 3. Violating guardian's right to meaningful participation 4. Fail to provide guardian full copies of educational records	5/30/2024	6/10/2024	7/18/2024	7/16/ 18/2024	Settled: May 20, 2024 IEP shall be agreed 24-25 school year - LVN aide 1. Health and Safety Plan 2. Increase SAI 3. Early Tri (sensory, lang/speech, CAPD, AAT, ERMHS) 5. Health Assessment Closed - Mediation		DES through 6/30/26 230 hours: 180 - reading 50 - math
52. HUSD Case no. 2024060	<ul style="list-style-type: none"> • Failure to reassess in all areas prior to changing eligibility • Failed to offer appropriate services • April 4, 2023 and 2024 IEPs - Failing to issue appropriate goals • No clear offer of FAPE • No parent participation • Fail to accommodate student's scooter 	6/12/2024	6/20/2024	7/22/2024	7/30 8/1/2024	Settled: 7/24/2024 District Assessments: OT, PT Mobility Services: District will make available motorized scooter and wheelchair with an aide to push Closed - Mediation	By Laurie Cottrell (Functional Vision, Standardized Cognitive in large print, Standardized Academic in large print)	PTA no later than 6/30/26: 85 hours - 80 of tutoring 5 of SPL

Desert Mountain SELPA
Due Process Activity Summary
July 1, 2023 - June 30, 2024

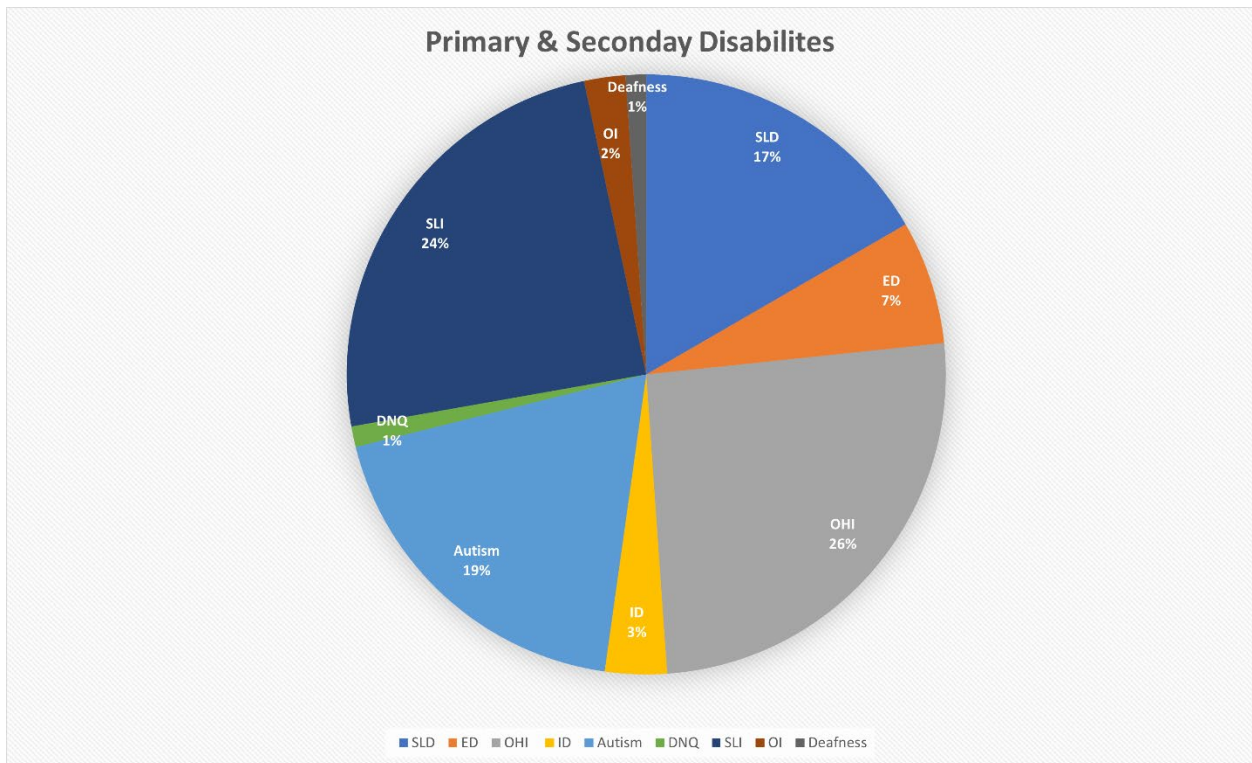
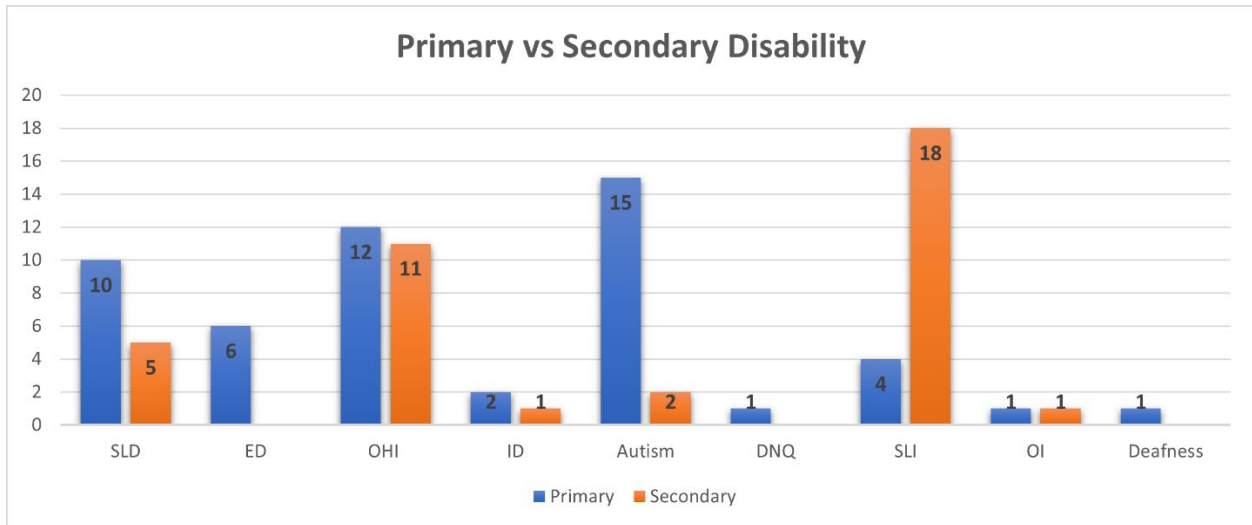
LEA Case Number	Issue(s)	Date Filed	Resolution Scheduled	Mediation Scheduled	Due Process Hearing	Status	IEE	Comp Ed
53. AVUSD Case no. 2024060	Denial of FAPE: IEP: May 21, 2024 – May 30, 2024 • Placement 51% SAI • Failing to offer sufficient services	6/12/2024	6/20/2024		7/30-8/1/2024	CLOSED - Withdrawn		
54. AAE Case no. 2024060	1. Failed to assess in all areas of suspected disability (psychoeducational assessment) (ERMHS) 2. Failing a comprehensive Speech evaluation for exit. 3. Failed to offer counseling services, develop safety plan, and address bullying	6/12/2024	6/21/2024		7/30-8/1/2024	Charter Assessments: Student is not eligible agrees to conduct psychoeducation and ERMHS Establish Check in Check out system CLOSED - Resolution	Speech and Language	Available through 6/30/26 NPA: 20 hours - counseling 15 hours - tutoring
55. VVUHSD Case no. 2024060789	1. Assess in all areas of suspected disability (ERMHS, FBA) 2. Failed to offer appropriate program and services.	6/21/2024	7/2/2024		8/6-8/2024	1. 504 plan in place for start of new school year. 2. District assessment: Psycho ed, ERMHS, S&L, OT, Adaptive skills CLOSED - Resolution		1. \$18,000 in Education Services (NPA) by 6/30/2027
56. VVUHSD Case no. 2024060758	1. Fail to hold Interim Placement 2. Failed to assess 3. Fail to offer behavioral /social & Emotional services 4. Failed to hold annual IEP	6/24/2024	7/3/2024		8/6-8/2024	Settled: July 12, 2024 1. The District will continue to implement Amended IEP (Jan. 2024) and provide 30 min weekly counseling. 2. District will hold IEP to review IEEs. CLOSED - Resolution	Psycho ed up to \$4500 (Dr. Lucia Serio / Dr. Donica Dohrenwend) Speech/Lan (Elizabeth Gallardo)	SP&L- 15 hr up to \$175

Desert Mountain SELPA
Legal Expense Summary
As reported at steering May 17, 2024

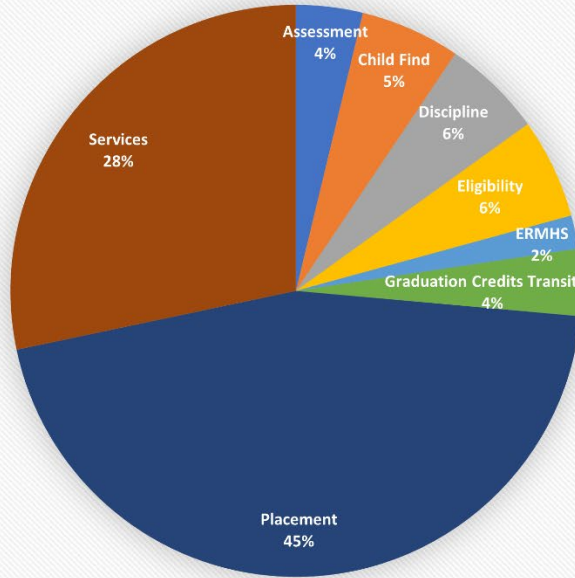
2000-2001	\$39,301.51
2001-2002	\$97,094.90
2002-2003	\$37,695.13
2003-2004	\$100,013.02
2004-2005	\$136,514.09
2005-2006	\$191,605.08
2006-2007	\$140,793.00
2007-2008	\$171,614.04
2008-2009	\$263,390.71
2009-2010	\$114,076.96
2010-2011	\$293,578.50
2011-2012	\$567,958.10
2012-2013	\$321,646.04
2013-2014	\$250,372.65
2014-2015	\$297,277.76
2015-2016	\$204,756.26
2016-2017	\$233,130.03
2017-2018	\$247,459.52
2018-2019	\$314,479.71
2019-2020	\$475,930.79
2020-2021	\$354,582.16
2021-2022	\$401,072.52
2022-2023	\$391,662.84
2023-2024	\$680,992.26

Desert Mountain SELPA 2023-2024

Analyzing Due Process Complaints in Special Education: Trends by Issue, Demographics, Disability Categories, and Educational Environment

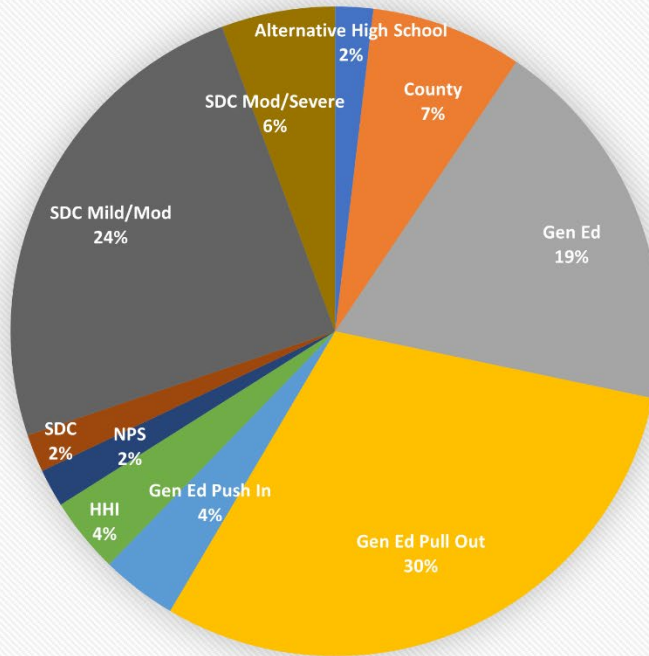


Underlying Issue



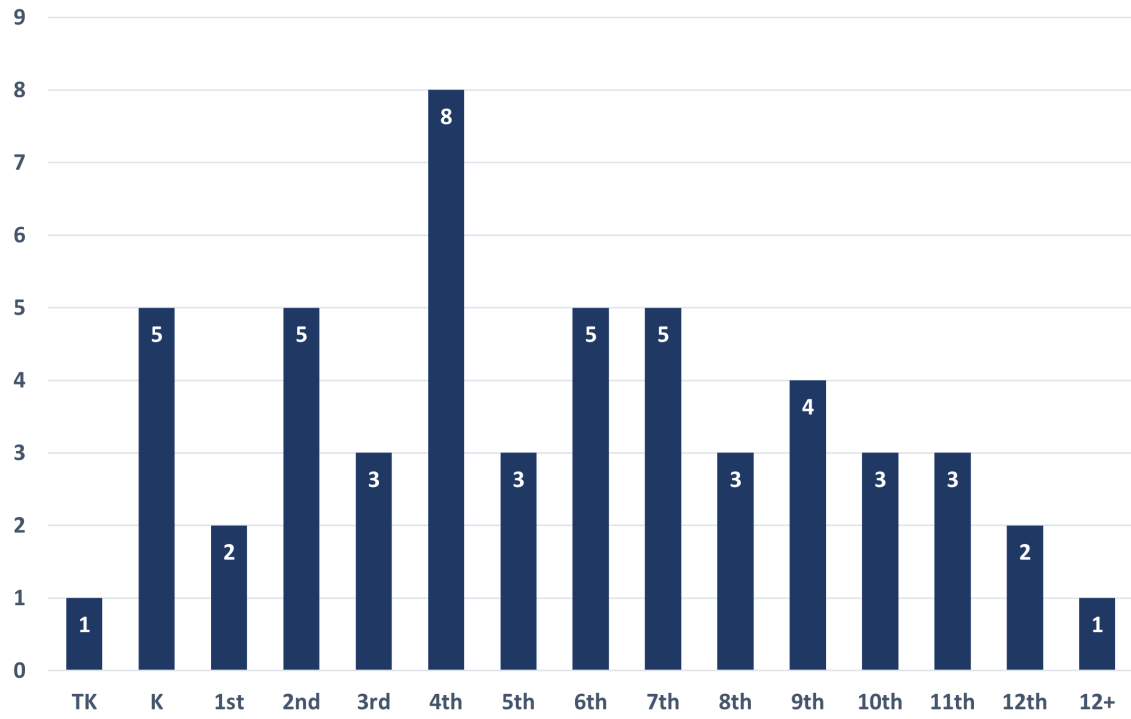
■ Assessment ■ Child Find ■ Discipline ■ Eligibility ■ ERMHS ■ Graduation Credits Transition ■ Placement ■ Services

Placement

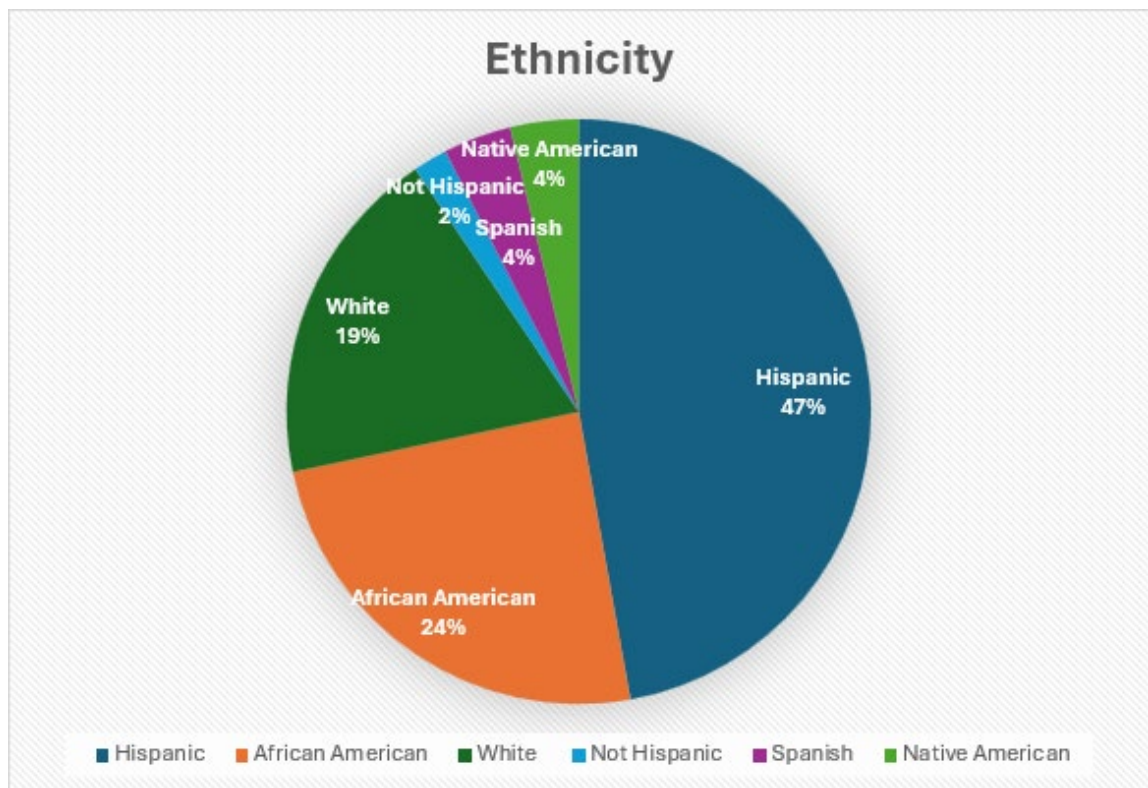


■ Alternative High School ■ County ■ Gen Ed ■ Gen Ed Pull Out ■ Gen Ed Push In ■ HHI ■ NPS ■ SDC ■ SDC Mild/Mod ■ SDC Mod/Severe

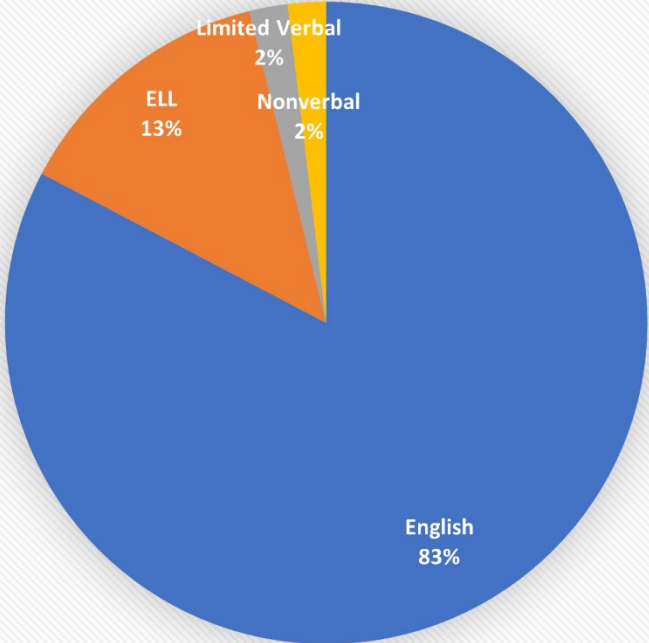
Grade Level



Ethnicity



Language/ELL



English ELL Limited Verbal Nonverbal

**Desert Mountain SELPA & Charter SELPA
California Department of Education (CDE) Compliance
AUGUST 2024**

Prong 2 Timeline Compliance Reminder

The Special Education Division will re-pull timeline compliance data on **Tuesday, August 20, 2024**, to verify that LEAs have met their obligations to hold timely meetings. The data pulled will be: Students who were enrolled on Census Day (10/04/2023), who were still enrolled in the LEA on 02/13/2024, whose meetings were overdue as of 02/13/2024, and are **STILL** overdue based on the most recent meeting records in CALPADS.

**Compliance and Improvement Monitoring Process (CIM)
STEP FOUR: Implementation and Monitoring
Targeted 3 – Progress Reports**

Progress Report #2 due **January 10, 2025** (for the reporting period July 1, 2024–December 31, 2024).

**Compliance and Improvement Monitoring Process (CIM)
STEP FOUR: Implementation and Monitoring
Intensive 1,2,3 – Progress Reports**

Progress Report #3 due **October 10, 2024** (for the reporting period July 2024–September 2024)

Cyclical Monitoring for Small LEAs Cycle B 2024

Monitoring will begin in Fall 2024. LEAs will be sent additional information with more details and an invitation to a Cycle B overview webinar.

CYCLE B:

La Verne Elementary Academy Preparatory, Leonardo Da Vinci Health Sciences Charter, Mojave River Academy-Oro Grande, Mojave River Academy-Route 66, Mountain View Montessori, Odyssey Charter School, Taylion High Desert Academy

Late IEPs

DM SELPA: **501** Plan Reviews & **192** Re-evaluations
Charter SELPA: **13** Plan Reviews & **3** Re-evaluations

6.12 Nonpublic School/Nonpublic Agency Update

No materials, verbal report only

6.13 Prevention and Intervention Update

No materials, verbal report only



Desert Mountain Special Education Local Plan Area
17800 Highway 18
Apple Valley, CA 92307-1219

 (760) 552-6700
 (760) 242-5363
 www.cahelp.org

MEMORANDUM

Date: August 16, 2024
To: Directors of Special Education
From: Codi Anderson, Occupational/Physical Therapy Supervisor

Subject: Occupational and Physical Therapy Reports

Attached are the occupational and physical therapy Current Students Direct Services reports by district.

If you have any questions concerning either report, please contact me at (760) 955-3659 at Codi.Andersen@cahelp.org

Desert Mountain SELPA
2023-24 AB602 Certified Funding

Local Education Agency	P1 2/20/2024		P2 6/19/2024		P2 Less P1	
	ADA Certified	Resource 6500	ADA Certified	Resource 6500	ADA Certified	Resource 6500
1 County Operated Programs	125.92	60,070,140	119.44	60,233,549	(6.48)	163,409
2 Academy for Academic Excellence	1,417.13	1,057,595	1,409.84	1,037,113	(7.29)	(20,482)
3 Norton Science and Language Academy	1,116.98	692,930	1,105.52	668,667	(11.46)	(24,262)
4 Adelanto Elementary	7,087.67	(2,879,033)	7,034.28	(3,106,669)	(53.39)	(227,636)
5 Apple Valley Unified	12,708.61	148,024	12,602.06	(348,140)	(106.55)	(496,164)
6 Baker Valley Unified	124.39	115,926	124.67	83,350	0.28	(32,576)
7 Barstow Unified	5,752.35	(1,614,451)	5,784.59	(1,631,875)	32.24	(17,424)
8 Bear Valley Unified	1,981.59	(73,069)	1,969.26	(150,159)	(12.33)	(77,090)
9 Excelsior Charter School	2,256.22	1,805,400	2,256.22	1,806,550	-	1,151
10 Excelsior Charter School Corona-Norco	132.15	114,430	136.90	119,721	4.75	5,291
11 Health Sciences High and Middle College	537.91	420,376	537.91	420,754	-	378
12 Helendale Elementary	1,076.42	195,765	1,061.49	246,305	(14.93)	50,540
13 Hesperia Unified	21,601.16	3,048,215	21,445.87	2,487,396	(155.29)	(560,819)
14 Lucerne Valley Unified	1,030.68	191,703	1,025.43	191,703	(5.25)	-
15 Needles Unified	925.32	246,646	912.50	246,646	(12.82)	-
16 Oro Grande Elementary	5,533.85	4,222,587	5,754.12	4,375,745	220.27	153,158
17 Silver Valley Unified	1,904.63	1,258,186	1,910.10	1,405,955	5.47	147,769
18 Snowline Joint Unified	7,454.89	(2,257,414)	7,405.18	(2,331,445)	(49.71)	(74,030)
19 Trona Joint Unified	232.14	186,306	219.08	172,527	(13.06)	(13,779)
20 Victor Elementary	11,696.99	(6,568,523)	11,659.05	(7,299,180)	(37.94)	(730,657)
21 Victor Valley Union High	11,748.26	(55,605)	11,692.01	159,489	(56.25)	215,094
22 SELPA Low Incidence Entitlement (0296)	-	2,481,367	-	2,481,367	-	-
23 SELPA Related Services (0297)	-	11,009,665	-	11,707,507	-	697,842
24 Intensive Therapeutic Services (029P)	-	1,179,922	-	1,135,587	-	(44,335)
25 SELPA PS/RS (0293)	-	3,423,438	-	3,413,509	-	(9,930)
26 SELPA Out-of-Home (298B)	-	5,411,732	-	5,518,285	-	106,553
27 SELPA X-Pot (0292)	-	-	-	-	-	-
28 SELPA Revenue Pool (029C)	-	222,376	-	222,376	-	-
29 SELPA State & Federal Mental Health	-	-	-	-	-	-
30 DMCC MHS (483F)	-	5,898,314	-	6,032,369	-	134,055
31 Total	96,445.26	89,952,948	96,165.52	89,299,004	(279.74)	(653,944)

Desert Mountain SELPA
Schedule A - Special Education Revenue Distribution Overview
2023-24 P-2 Certified 6/2024

	A	B	Adjustments							J
			C	D	E	F	G	H	I	
	Funded ADA Schedule A	AB602 & Federal Local Assistance Apportionment 6500 & 3310 Per ADA	Purchased Services Schedule C	Preschool Assessments Schedule C	Small District Shortfall / Protection Schedule D	AB602 Out-of-Home Funding for 100% LCI Schedule E	DM SELPA Charter NPS/NPA Schedule E	DM SELPA Charter NPS/NPA Indemnity Offset Schedule E	DM SELPA Charter X-Pot Contribution Schedule F	Adjusted Apportionment
1 Local Education Agency		\$ 1,094.38								
2 County Operated Programs	119.44	130,712	68,631,972	170,304	-	-	-	-	-	68,932,988
3 Academy for Academic Excellence	1,409.84	1,542,897	(195,678)	-	(60,090)	-	-	(42,028)	-	1,245,102
4 Norton Science and Language Academy	1,105.52	1,209,856	(204,388)	-	(47,119)	-	-	(48,678)	-	909,671
5 Adelanto Elementary	7,034.28	7,698,158	(9,039,705)	(98,457)	(299,812)	-	-	-	-	(1,739,817)
6 Apple Valley Unified	12,602.06	13,791,411	(11,528,177)	-	(537,120)	568,618	-	-	-	2,294,732
7 Baker Valley Unified	124.67	136,436	(24,012)	(7,983)	931	-	-	-	-	105,372
8 Barstow Unified	5,784.59	6,330,525	(6,402,251)	(58,542)	(246,549)	-	-	-	-	(376,817)
9 Bear Valley Unified	1,969.26	2,155,114	(1,936,274)	-	-	-	-	-	-	218,840
10 Excelsior Charter School	2,256.22	2,469,156	(76,462)	-	-	-	-	(98,420)	-	2,294,274
11 Excelsior Charter School Corona-Norco	136.90	149,820	-	-	-	-	-	(5,054)	-	144,766
12 Health Sciences High and Middle College	537.91	588,677	-	-	-	-	(54,705)	30,000	(28,196)	535,776
13 Helendale Elementary	1,061.49	1,161,671	(1,217,179)	(5,322)	509,301	-	-	-	-	448,471
14 Hesperia Unified	21,445.87	23,469,877	(15,820,877)	-	(914,058)	-	-	-	-	6,734,942
15 Lucerne Valley Unified	1,025.43	1,122,207	(1,622,986)	-	889,092	-	-	-	-	388,314
16 Needles Unified	912.50	998,619	(2,305,011)	-	1,758,673	-	-	-	-	452,281
17 Oro Grande Elementary	5,754.12	6,297,179	(670,255)	-	(245,250)	-	-	-	-	5,381,674
18 Silver Valley Unified	1,910.10	2,090,370	(184,618)	-	-	-	-	-	-	1,905,752
19 Snowline Joint Unified	7,405.18	8,104,062	(8,528,833)	-	(315,621)	-	-	-	-	(740,392)
20 Trona Joint Unified	219.08	239,756	(502,880)	-	502,880	-	-	-	-	239,756
21 Victor Elementary	11,659.05	12,759,402	(17,450,443)	-	(496,928)	-	-	-	-	(5,187,969)
22 Victor Valley Union High	11,692.01	12,795,472	(9,797,406)	-	(498,332)	-	-	-	-	2,499,734
23 SELPA Low Incidence Entitlement (0296)	-	2,481,367	-	-	-	-	-	-	-	2,481,367
24 SELPA Related Services (0297)	-	-	11,707,507	-	-	-	-	-	-	11,707,507
25 Intensive Therapeutic Services (029P)	-	-	1,135,587	-	-	-	-	-	-	1,135,587
26 SELPA PS/RS (0293)	-	3,413,507	-	-	-	-	-	-	-	3,413,507
27 SELPA Out-of-Home (298B)	-	5,923,043	-	-	(568,618)	-	-	-	-	5,354,425
28 SELPA X-Pot (0292)	-	-	-	-	-	-	-	-	-	-
29 SELPA Revenue Pool (029C)	-	-	-	-	-	54,705	(30,000)	222,376	-	247,081
30 SELPA State & Federal Mental Health	-	-	-	-	-	-	-	-	-	-
31 DMCC MHS (483F)	-	-	6,032,369	-	-	-	-	-	-	6,032,369
32 Total	96,165.52	117,059,295	-	-	(0)	-	-	-	-	117,059,295

Desert Mountain SELPA
Schedule A - Special Education Revenue Distribution Overview
2023-24 P-2 Certified 6/2024

	Revenue Distribution			
	K	L	M	N
	County Property Tax Resource 6500	Local Assistance Resource 3310	AB602 Apportionment Resource 6500	Adjusted Apportionment
1 Local Education Agency				
2 County Operated Programs	6,440,462	2,230,879	60,261,647	68,932,988
3 Academy for Academic Excellence	-	208,271	1,036,830	1,245,102
4 Norton Science and Language Academy	-	241,226	668,446	909,671
5 Adelanto Elementary	-	1,368,264	(3,108,080)	(1,739,817)
6 Apple Valley Unified	-	2,477,772	(183,040)	2,294,732
7 Baker Valley Unified	-	21,091	84,281	105,372
8 Barstow Unified	-	1,256,219	(1,633,035)	(376,817)
9 Bear Valley Unified	-	374,361	(155,521)	218,840
10 Excelsior Charter School	-	487,724	1,806,550	2,294,274
11 Excelsior Charter School Corona-Norco	-	25,045	119,721	144,766
12 Health Sciences High and Middle College	-	139,726	396,049	535,776
13 Helendale Elementary	-	185,862	262,609	448,471
14 Hesperia Unified	-	4,251,849	2,483,093	6,734,942
15 Lucerne Valley Unified	-	196,611	191,703	388,314
16 Needles Unified	-	205,635	246,646	452,281
17 Oro Grande Elementary	-	1,007,084	4,374,590	5,381,674
18 Silver Valley Unified	-	499,797	1,405,955	1,905,752
19 Snowline Joint Unified	-	1,596,307	(2,336,699)	(740,392)
20 Trona Joint Unified	-	67,229	172,527	239,756
21 Victor Elementary	-	2,136,286	(7,324,255)	(5,187,969)
22 Victor Valley Union High	-	2,342,591	157,143	2,499,734
23 SELPA Low Incidence Entitlement (0296)	-	-	2,481,367	2,481,367
24 SELPA Related Services (0297)	-	-	11,707,507	11,707,507
25 Intensive Therapeutic Services (029P)	-	-	1,135,587	1,135,587
26 SELPA PS/RS (0293)	-	-	3,413,508	3,413,508
27 SELPA Out-of-Home (298B)	-	-	5,354,425	5,354,425
28 SELPA X-Pot (0292)	-	-	-	-
29 SELPA Revenue Pool (029C)	-	-	247,081	247,081
30 SELPA State & Federal Mental Health	-	-	-	-
31 DMCC MHS (483F)	-	-	6,032,369	6,032,369
32 Total	6,440,462	21,319,829	89,299,004	117,059,295

Desert Mountain SELPA
 Schedule A - Special Education Revenue Distribution Overview
 2023-24 P-2 Certified 6/2024

	A				B				C	D			E	F	G
	Pupil Count 10/2023 Final				Federal Local Assistance Resource 3310 *				County Operated Federal Local Assistance Adjustment *	Federal Preschool Resource 3315			Preschool Staff Development Resource 3345	Part C Early Intervention Resource 3385	Infant Funding Resources 6510/6515
LEA	Infant	Preschool	K-12	Total Pupil Count	K-12	Preschool	SigDis Adjustment for County Served	21,319,829	412,411	Preschool	SigDis Adjustment for County Served	362,051	3,432	37,210	690,264
1 County Operated Programs	21	237	1,200	1,458	1,581,808	672,997	(23,925)	2,230,879	412,411	199,230	-	199,230	-	32,210	690,264
2 Academy for Academic Excellence	-	-	158	158	208,271	-	-	208,271	-	-	-	-	-	-	-
3 Norton Science and Language Academy	-	-	183	183	241,226	-	-	241,226	-	-	-	-	-	-	-
4 Adelanto Elementary	-	-	1,038	1,038	1,368,264	-	-	1,368,264	-	-	-	-	-	-	-
5 Apple Valley Unified	-	24	1,828	1,852	2,409,620	68,152	-	2,477,772	-	20,175	-	20,175	-	-	-
6 Baker Valley Unified	-	-	16	16	21,091	-	-	21,091	-	-	-	-	-	-	-
7 Barstow Unified	-	-	953	953	1,256,219	-	-	1,256,219	-	-	-	-	-	-	-
8 Bear Valley Unified	-	-	284	284	374,361	-	-	374,361	-	-	-	-	-	-	-
9 Excelsior Charter School	-	-	370	370	487,724	-	-	487,724	-	-	-	-	-	-	-
10 Excelsior Charter School Corona-Norco	-	-	19	19	25,045	-	-	25,045	-	-	-	-	-	-	-
11 Health Sciences High and Middle College	-	-	106	106	139,726	-	-	139,726	-	-	-	-	-	-	-
12 Helendale Elementary	-	-	141	141	185,862	-	-	185,862	-	-	-	-	-	-	-
13 Hesperia Unified	-	62	3,092	3,154	4,075,791	176,058	-	4,251,849	-	52,119	-	52,119	-	-	-
14 Lucerne Valley Unified	-	1	147	148	193,771	2,840	-	196,611	-	841	-	841	-	-	-
15 Needles Unified	-	-	156	156	205,635	-	-	205,635	-	-	-	-	-	-	-
16 Oro Grande Elementary	-	-	764	764	1,007,084	-	-	1,007,084	-	-	-	-	-	-	-
17 Silver Valley Unified	-	14	349	363	460,042	39,755	-	499,797	-	11,769	-	11,769	-	-	-
18 Snowline Joint Unified	-	-	1,211	1,211	1,596,307	-	-	1,596,307	-	-	-	-	-	-	-
19 Trona Joint Unified	-	-	51	51	67,229	-	-	67,229	-	-	-	-	-	-	-
20 Victor Elementary	-	69	1,472	1,541	1,940,351	195,936	-	2,136,286	-	58,004	-	58,004	-	-	-
21 Victor Valley Union High	-	-	1,759	1,759	2,318,666	-	23,925	2,342,591	-	-	-	-	-	-	-
22 SELPA	-	-	-	-	-	-	-	-	-	19,913	-	19,913	3,432	5,000	-
23	21	407	15,297	15,725	20,164,093	1,155,738	-	21,319,829	412,411	362,051	-	362,051	3,432	37,210	690,264

* 2017-18 Historical Grant Award Information			
Effective 2018-19 Resource 3320 Preschool Local Entitlements			
	3310	3320	
	17,347,661	994,309	94.58%
		18,341,970	5.42%
			100.00%
	Pupil Count	Amount Per Pupil	
2023-24 Grant Award	21,732,240		
Less County Operated 2017-18 Allocation	412,411		
Total to Be Allocated	21,319,829		
K-12	94.58%	20,164,092	15,297 1,318.173
Preschool	5.42%	1,155,737	407 2,839.649

Desert Mountain SELPA
Schedule B - Funding Exhibit
2023-24 P-2 Certified 6/2024

COLA [EC 56836.14]		
Cost-of-Living Adjustment (COLA) Factor	A-1	8.22%
BASE GRANT FUNDING [EC 56836.148]		
Total Base Grant Entitlement	B-1	85,337,667.12
Base Proration Factor	B-2	1.00
Total Adjusted Base Grant Entitlement (B-1 * B-2)	B-3	85,337,667.12
GENERAL FUNDING [EC 56836.15]		
Local Special Education Property Taxes [EC 2572]	C-1	6,440,462.00
Applicable Excess ERAF	C-2	-
Total Deductions (C-1 + C-2)	C-3	6,440,462.00
Net Funding Entitlement (B-3 - C-3)	C-4	78,897,205.12
PROGRAM SPECIALISTS/REGIONALIZED SERVICES (PS/RS) [EC 56836.24 & EC 56836.31]		
2019-20 SELPA Funded ADA	D-1	100,926.64
Prior Year Statewide PS/RS Rate	D-2	18.2872868
Current Year Statewide PS/RS Rate (D-2 * A-1)	D-3	19.7905018
Apportionment		
NSS ADA Threshold	D-4	-
Qualifying NSS ADA Adjustment (If D-4 > D-1, then D-4 - D-1; else 0)	D-5	-
NSS PS/RS Entitlement (D-3 * D-5)	D-6	-
NSS PS/RS Proration Factor	D-7	1.00
NSS PS/RS Apportionment (D-6 * D-7)	D-8	-
PS/RS Apportionment		
PS/RS Entitlement (D-1 * D-3)	D-9	1,997,388.85
PS/RS Proration Factor	D-10	1.00
PS/RS Apportionment (D-9 * D-10)	D-11	1,997,388.85
Total PS/RS Apportionment (D-8 + D-11)	D-12	1,997,388.85
LOW INCIDENCE [EC 56836.22]		
CALPADS Fall 1 Prior Year Low Incidence Pupil Counts	E-1	680
Low Incidence Rate	E-2	3,649.068497777
Low Incidence Apportionment (E-1 * E-2)	E-3	2,481,366.58
OUT-OF-HOME CARE [EC 56836.168]		
Out-of-Home Care Apportionment	F-1	5,923,043.00
EXTRAORDINARY COST POOL FOR NONPUBLIC NONSECTARIAN SCHOOLS (NPS) / LICENSED CHILDRENS INSTITUTIONS (LCI) & NSS MENTAL HEALTH SERVICES [EC 56836.21]		
NPS/LCI Extraordinary Cost Pool Apportionment	G-1	-
NSS Mental Health Services Extraordinary Cost Pool Apportionment	G-2	-
Total Extraordinary Cost Pool Apportionment (G-1 + G-2)	G-3	-
ADJUSTMENT FOR NSS WITH DECLINING ENROLLMENT [EC 56214]		
2019-20 Adjustment for NSS with Declining ADA Only	H-1	-
Total 2019-20 Statewide Adjustment for NSS	H-2	-
Percentage of 2019-20 Adjustment for NSS (If H-1 = 0, then 0, else H-1 / H-2)	H-3	-
Current Year Appropriation Increase	H-4	-
Proportionate Share (H-3 * H-4)	H-5	-
Total Adjustment for NSS with Declining Enrollment (H-1 + H-5)	H-6	-

Desert Mountain SELPA
Schedule B - Funding Exhibit
2023-24 P-2 Certified 6/2024

APPORTIONMENT SUMMARY		
Net Funding Entitlement (C-4)	I-1	78,897,205.12
PS/RS Apportionment (D-11)	I-2	1,997,388.85
Low Incidence (E-3)	I-3	2,481,366.58
Out-of-Home Care Apportionment (F-1)	I-4	5,923,043.00
Extraordinary Cost Pool Apportionment (G-3, Annual Only; else 0)	I-5	-
Adjustment for NSS with Declining Enrollment (H-6)	I-6	-
Total Apportionment (Sum of I-1 through I-6)	I-7	89,299,004
Property Taxes and Excess ERAF		6,440,462
Total AB 602 Funding		95,739,466
Federal Local Assistance		21,319,829
Total Funding with Local Assistance		117,059,295
Less PS/RS		(1,997,389)
Less PS/RS Adjustment		
Allocation Methodology) Base + Property Tax * 4%	3,413,506.68	(1,416,118)
Less Low Incidence Materials & Equipment (K-8)		(2,481,367)
Less Out of Home Care (K-9)		(5,923,043)
Total Funding (Equally Distributed per ADA)		105,241,378
SELPA ADA Schedule C		96,165.52
AB602 Funding per ADA		1,094.38

LEA	Funded ADA	Base Rate 887.40
County Operated Programs	119.44	105,991.53
Academy for Academic Excellence	1409.84	1,251,097.66
Norton Science and Language Academy	1105.52	981,042.87
Adelanto Elementary	7034.28	6,242,248.21
Apple Valley Unified	12602.06	11,183,118.45
Baker Valley Unified	124.67	110,632.66
Barstow Unified	5784.59	5,133,268.30
Bear Valley Unified	1969.26	1,747,529.20
Excelsior Charter School	2256.22	2,002,178.65
Excelsior Charter School Corona-Norco	136.9	121,485.61
Health Sciences High and Middle College	537.91	477,343.49
Helendale Elementary	1061.49	941,970.47
Hesperia Unified	21445.87	19,031,150.82
Lucerne Valley Unified	1025.43	909,970.68
Needles Unified	912.5	809,756.15
Oro Grande Elementary	5754.12	5,106,229.10
Silver Valley Unified	1910.1	1,695,030.38
Snowline Joint Unified	7405.18	6,571,386.35
Trona Joint Unified	219.08	194,412.47
Victor Elementary	11659.05	10,346,287.61
Victor Valley Union High	11692.01	10,375,536.44
Total	96,165.52	85,337,667.12

Desert Mountain SELPA
Schedule B - Funding Exhibit
2023-24 P-2 Certified 6/2024

	2023-24 District Countywide Charter District Charter ADA	2023-24 County ADA	2023-24 Funded ADA
1 LEA			
2 County Operated Programs	-	119.44	119.44
3 Academy for Academic Excellence	1,409.84	-	1,409.84
4 Norton Science and Language Academy	1,105.52	-	1,105.52
5 Adelanto Elementary	6,918.17	116.11	7,034.28
6 Apple Valley Unified	12,481.95	120.11	12,602.06
7 Baker Valley Unified	120.71	3.96	124.67
8 Barstow Unified	5,722.59	62.00	5,784.59
9 Bear Valley Unified	1,950.15	19.11	1,969.26
10 Excelsior Charter School	2,256.22	-	2,256.22
11 Excelsior Charter School Corona-Norco	136.90	-	136.90
12 Health Sciences High and Middle College	537.91	-	537.91
13 Helendale Elementary	1,049.28	12.21	1,061.49
14 Hesperia Unified	21,303.12	142.75	21,445.87
15 Lucerne Valley Unified	1,001.86	23.57	1,025.43
16 Needles Unified	844.58	67.92	912.50
17 Oro Grande Elementary	5,750.42	3.70	5,754.12
18 Silver Valley Unified	1,904.19	5.91	1,910.10
19 Snowline Joint Unified	7,311.52	93.66	7,405.18
20 Trona Joint Unified	213.81	5.27	219.08
21 Victor Elementary	11,404.20	254.85	11,659.05
22 Victor Valley Union High	11,578.05	113.96	11,692.01
23 Total	95,000.99	1,164.53	96,165.52

Desert Mountain SELPA
Schedule B - Funding Exhibit
2023-24 P-2 Certified 6/2024

		2021-22 Annual R-3						
LEA	District ADA	Countywide Charter	District Charter ADA	Subtotal District/Charter	County ADA	ADA Rported by County OOS Tuition	Subtotal County	Total 2021-22
1	LEA							
2	County Operated Programs	-	-	-	-	76.47	-	76.47
3	Academy for Academic Excellence	-	-	1,320.00	-	-	-	1,320.00
4	Norton Science and Language Academy	-	966.10	-	-	-	-	966.10
5	Adelanto Elementary	6,419.24	-	-	-	63.74	63.74	6,482.98
6	Apple Valley Unified	11,329.95	-	-	-	92.36	92.36	11,422.31
7	Baker Valley Unified	119.45	0	-	-	2.95	2.95	122.40
8	Barstow Unified	5,133.34	-	-	-	53.33	53.33	5,186.67
9	Bear Valley Unified	1,917.39	-	-	-	14.15	14.15	1,931.54
10	Excelsior Charter School	-	2,012.49	-	-	-	-	2,012.49
11	Excelsior Charter School Corona-Norco	-	-	115.38	-	-	-	115.38
12	Health Sciences High and Middle College	-	-	537.91	-	-	-	537.91
13	Helendale Elementary	583.12	-	466.09	-	9.80	9.80	1,059.01
14	Hesperia Unified	19,733.99	-	-	-	92.80	92.80	19,826.79
15	Lucerne Valley Unified	857.39	-	-	-	19.63	19.63	877.02
16	Needles Unified	773.87	-	-	-	131.06	131.06	904.93
17	Oro Grande Elementary	86.04	-	5,032.51	-	1.68	1.68	5,120.23
18	Silver Valley Unified	1,785.42	-	-	-	3.89	3.89	1,789.31
19	Snowline Joint Unified	6,970.95	-	-	-	76.73	76.73	7,047.68
20	Trona Joint Unified	208.54	-	-	-	3.45	3.45	211.99
21	Victor Elementary	10,597.54	-	421.94	-	170.62	170.62	11,190.10
22	Victor Valley Union High	10,130.55	-	739.03	-	97.37	97.37	10,966.95
23	Total	76,646.78	2,978.59	8,632.86	88,258.23	76.47	833.56	910.03

Desert Mountain SELPA
Schedule B - Funding Exhibit
2023-24 P-2 Certified 6/2024

		2022-23 Annual R-1						
LEA	District ADA	Countywide Charter	District Charter ADA	Subtotal District/Charter	County ADA	ADA Rported by County OOS Tuition	Subtotal County	Total 2022-23
2	County Operated Programs	-	-	-	-	111.23	111.23	111.23
3	Academy for Academic Excellence	-	1,378.08	1,378.08		-	-	1,378.08
4	Norton Science and Language Academy	-	1,042.88	1,042.88		-	-	1,042.88
5	Adelanto Elementary	6,897.27	-	6,897.27		83.35	83.35	6,980.62
6	Apple Valley Unified	12,173.78	-	12,173.78		99.66	99.66	12,273.44
7	Baker Valley Unified	116.46	-	116.46		2.90	2.90	119.36
8	Barstow Unified	5,617.54	-	5,617.54		58.09	58.09	5,675.63
9	Bear Valley Unified	1,921.90	-	1,921.90		18.44	18.44	1,940.34
10	Excelsior Charter School	-	2,256.22	2,256.22		-	-	2,256.22
11	Excelsior Charter School Corona-Norco	-	132.15	132.15		-	-	132.15
12	Health Sciences High and Middle College	-	474.38	474.38		-	-	474.38
13	Helendale Elementary	630.08	-	630.08		13.92	13.92	644.00
14	Hesperia Unified	20,698.12	-	20,698.12		100.02	100.02	20,798.14
15	Lucerne Valley Unified	927.95	-	927.95		16.02	16.02	943.97
16	Needles Unified	825.29	-	825.29		60.49	60.49	885.78
17	Oro Grande Elementary	81.33	-	81.33		2.92	2.92	84.25
18	Silver Valley Unified	1,806.48	-	1,806.48		4.33	4.33	1,810.81
19	Snowline Joint Unified	7,277.49	-	7,277.49		82.84	82.84	7,360.33
20	Trona Joint Unified	213.81	-	213.81		4.83	4.83	218.64
21	Victor Elementary	10,856.81	-	10,856.81		201.74	201.74	11,058.55
22	Victor Valley Union High	10,388.27	-	10,388.27		108.64	108.64	10,496.91
23	Total	80,432.58	3,299.10	9,009.54	92,741.22	111.23	858.19	969.42

Desert Mountain SELPA
Schedule B - Funding Exhibit
2023-24 P-2 Certified 6/2024

		2023-24 P-2							
LEA	District ADA	Countywide Charter	District Charter ADA	Subtotal District/Charter	County ADA	ADA Rported by County OOS Tuition	Subtotal County	Total 2023-24	
2	County Operated Programs	-	-	-	-	119.44	119.44	119.44	
3	Academy for Academic Excellence	-	1,409.84	1,409.84		-	-	1,409.84	
4	Norton Science and Language Academy	-	1,105.52	1,105.52		-	-	1,105.52	
5	Adelanto Elementary	6,918.17	-	6,918.17		116.11	116.11	7,034.28	
6	Apple Valley Unified	12,481.95	-	12,481.95		120.11	120.11	12,602.06	
7	Baker Valley Unified	120.71	-	120.71		3.96	3.96	124.67	
8	Barstow Unified	5,722.59	-	5,722.59		62.00	62.00	5,784.59	
9	Bear Valley Unified	1,950.15	-	1,950.15		19.11	19.11	1,969.26	
10	Excelsior Charter School	-	2,100.67	2,100.67		-	-	2,100.67	
11	Excelsior Charter School Corona-Norco	-	136.90	136.90		-	-	136.90	
12	Health Sciences High and Middle College	-	460.45	460.45		-	-	460.45	
13	Helendale Elementary	648.21	-	648.21		12.21	12.21	660.42	
14	Hesperia Unified	21,303.12	-	21,303.12		142.75	142.75	21,445.87	
15	Lucerne Valley Unified	1,001.86	-	1,001.86		23.57	23.57	1,025.43	
16	Needles Unified	844.58	-	844.58		67.92	67.92	912.50	
17	Oro Grande Elementary	80.55	5,669.87	5,750.42		3.70	3.70	5,754.12	
18	Silver Valley Unified	1,904.19	-	1,904.19		5.91	5.91	1,910.10	
19	Snowline Joint Unified	7,311.52	-	7,311.52		93.66	93.66	7,405.18	
20	Trona Joint Unified	211.34	-	211.34		5.27	5.27	216.61	
21	Victor Elementary	10,964.83	-	10,964.83		254.85	254.85	11,659.05	
22	Victor Valley Union High	10,624.06	-	10,624.06		113.96	113.96	11,692.01	
23	Total	82,087.83	3,206.19	9,471.49	94,765.51	119.44	1,045.09	1,164.53	95,930.04

Desert Mountain SELPA
Schedule C - Purchased Services

	A	B	C	D	E	F	G	H	I
		SELPA Related Services and Education Support	Intensive Therapeutic Services	DM Children's Center Mental Health Services	County Regional Services	Served by Other Districts	Served for Other Districts	Total Purchased Services	Preschool Assessments
1	Local Education Agency								
2	County Operated Programs	-	-	-	68,631,972	-	-	68,631,972	170,304
3	Academy for Academic Excellence	(169,890)	-	-	(25,788)	-	-	(195,678)	-
4	Norton Science and Language Academy	(204,388)	-	-	-	-	-	(204,388)	-
5	Adelanto Elementary	(132,787)	(54,411)	(452,212)	(8,348,829)	(168,273)	116,807	(9,039,705)	(98,457)
6	Apple Valley Unified	(1,917,624)	(250,897)	(1,194,968)	(8,158,757)	(51,301)	45,370	(11,528,177)	-
7	Baker Valley Unified	(3,906)	(6,046)	-	(11,630)	(2,430)	-	(24,012)	(7,983)
8	Barstow Unified	(1,107,214)	(295,233)	(425,747)	(4,375,213)	(198,844)	-	(6,402,251)	(58,542)
9	Barstow Unified (Nurse)	-	-	-	-	-	-	-	-
10	Bear Valley Unified	(302,684)	(53,404)	-	(1,524,824)	-	-	(1,880,912)	-
11	Bear Valley Unified (Nurse)	-	-	-	(55,362)	-	-	(55,362)	-
12	Excelsior Charter School	(75,507)	-	-	(955)	-	-	(76,462)	-
13	Excelsior Charter School Corona-Norco	-	-	-	-	-	-	-	-
14	Health Sciences High and Middle College	-	-	-	-	-	-	-	-
15	Helendale Elementary	(100,893)	(12,091)	-	(1,096,632)	(14,570)	7,007	(1,217,179)	(5,322)
16	Hesperia Unified	(3,819,622)	(128,975)	(1,365,265)	(10,359,699)	(101,649)	22,840	(15,752,370)	-
17	Hesperia Unified (Joshua Circle Nurse-EPIC)	-	-	-	(68,507)	-	-	(68,507)	-
18	Lucerne Valley Unified	(172,495)	(11,084)	-	(1,436,033)	(3,374)	-	(1,622,986)	-
19	Needles Unified	-	-	-	(2,305,011)	-	-	(2,305,011)	-
20	Oro Grande Elementary	(214,153)	(2,015)	(124,848)	(329,239)	-	-	(670,255)	-
21	Silver Valley Unified	(13,018)	(9,069)	-	(362,914)	-	200,383	(184,618)	-
22	Snowline Joint Unified	(1,299,237)	(14,107)	(628,263)	(6,632,372)	(81,324)	126,470	(8,528,833)	-
23	Trona Joint Unified	-	-	-	(502,880)	-	-	(502,880)	-
24	Victor Elementary	(1,698,909)	(116,884)	(568,427)	(15,121,615)	(145,179)	223,307	(17,427,707)	-
25	Victor Elementary (Nurse)	-	-	-	(22,736)	-	-	(22,736)	-
26	Victor Valley Union High	(475,180)	(181,371)	(1,272,639)	(7,892,976)	(19,652)	44,412	(9,797,406)	-
27	Victor Valley Union High (Nurse)	-	-	-	-	-	-	-	-
28	SELPA Low Incidence Entitlement (0296)	-	-	-	-	-	-	-	-
29	DMCC MHS (483F)	-	-	6,032,369	-	-	-	6,032,369	-
30	SELPA Related Services (0297)	11,707,507	1,135,587	-	-	-	-	12,843,094	-
31	Total Purchased Services	-	-	-	-	(786,596)	786,596	-	-

Desert Mountain SELPA
Schedule D - Small District Protection

	A	B	C	D	E	F	G	H	I	J	K	L
	Local Education Agency	SPED Apportionment 6500/3310	Apportionment (Exclude LEAs < 2501 ADA)	% of Apportionment > 2500 LEA	Total Purchased Services	Revenue Less Purchased Services	Small District Shortfall	Small District Costs (Transportation, Special Circumstances)	Small District Protection	Small District Guarantee - Green Highlight Guarantee > Apportionment	Less All Related - Itinerant - SELPA Services	Revised Small District Guarantee < 1500 ADA (Not to Exceed Apportionment)
1									3,660,877			
2	County Operated Programs	130,712	-	-	68,802,276	68,932,988	-	-	-	-	-	-
3	Academy for Academic Excellence	1,542,897	1,542,897	1.64%	(195,678)	1,347,219	-	-	(60,090)	-	-	-
4	Norton Science and Language Academy	1,209,856	1,209,856	1.29%	(204,388)	1,005,468	-	-	(47,119)	-	-	-
5	Adelanto Elementary	7,698,158	7,698,158	8.19%	(9,138,162)	(1,440,004)	-	-	(299,812)	-	-	-
6	Apple Valley Unified	13,791,411	13,791,411	14.67%	(11,528,177)	2,263,234	-	-	(537,120)	-	-	-
7	Baker Valley Unified	136,436	-	-	(31,995)	104,441	-	-	-	89,863	-	89,863
8	Barstow Unified	6,330,525	6,330,525	6.73%	(6,460,793)	(130,268)	-	-	(246,549)	-	-	-
9	Bear Valley Unified	2,155,114	-	-	(1,936,274)	218,840	-	-	-	-	-	-
10	Excelsior Charter School	2,469,156	-	-	(76,462)	2,392,694	-	-	-	-	-	-
11	Excelsior Charter School Corona-Norco	149,820	-	-	-	149,820	-	-	-	-	-	-
12	Health Sciences High and Middle College	588,677	-	-	-	588,677	-	-	-	-	-	-
13	Helendale Elementary	1,161,671	-	-	(1,222,501)	(60,830)	272,513	236,789	-	211,682	-	211,682
14	Hesperia Unified	23,469,877	23,469,877	24.97%	(15,820,877)	7,649,000	-	-	(914,058)	-	-	-
15	Lucerne Valley Unified	1,122,207	-	-	(1,622,986)	(500,779)	889,092	-	-	388,314	-	388,314
16	Needles Unified	998,619	-	-	(2,305,011)	(1,306,392)	1,758,673	-	-	452,281	-	452,281
17	Oro Grande Elementary	6,297,179	6,297,179	6.70%	(670,255)	5,626,924	-	-	(245,250)	-	-	-
18	Silver Valley Unified	2,090,370	-	-	(184,618)	1,905,752	-	-	-	-	-	-
19	Snowline Joint Unified	8,104,062	8,104,062	8.62%	(8,528,833)	(424,771)	-	-	(315,621)	-	-	-
20	Trona Joint Unified	239,756	-	-	(502,880)	(263,124)	502,880	-	-	253,535	-	239,756
21	Victor Elementary	12,759,402	12,759,402	13.57%	(17,427,707)	(4,668,305)	-	-	(496,928)	-	-	-
22	Victor Valley Union High	12,795,472	12,795,472	13.61%	(9,797,406)	2,998,066	-	-	(498,332)	-	-	-
23	SELPA Low Incidence Entitlement (0296)	2,481,367	-	-	-	2,481,367	-	-	-	-	-	-
24	SELPA Related Services (0297)	-	-	-	11,707,507	11,707,507	-	-	-	-	-	-
25	SELPA PS/RS (0293)	3,413,507	-	-	-	3,413,507	-	-	-	-	-	-
26	SELPA Out-of-Home (298B)	5,923,043	-	-	-	5,923,043	-	-	-	-	-	-
27	DMCC	-	-	-	7,167,956	7,167,956	-	-	-	-	-	-
28	Total	117,059,295	93,998,839	100.00%	22,736	117,082,031	3,423,158	236,789	(3,660,877)	1,395,676	-	1,381,897

Desert Mountain SELPA
Schedule E - Non-Public School/Agency

	A	B	C	D
		100% Funded NPS LCI	NPS ADA LCFF Offset for 100% LCI	Out-of-Home Funding for 100% LCI
1	Local Education Agency			
2	County Operated Programs	-	-	-
3	Academy for Academic Excellence	-	-	-
4	Norton Science and Language Academy	-	-	-
5	Adelanto Elementary	-	-	-
6	Apple Valley Unified	701,388	(132,770)	568,618
7	Baker Valley Unified	-	-	-
8	Barstow Unified	-	-	-
9	Bear Valley Unified	-	-	-
10	Excelsior Charter School	-	-	-
11	Excelsior Charter School Corona-Norco	-	-	-
12	Health Sciences High and Middle College	-	-	-
13	Helendale Elementary	-	-	-
14	Hesperia Unified	-	-	-
15	Lucerne Valley Unified	-	-	-
16	Needles Unified	-	-	-
17	Oro Grande Elementary	-	-	-
18	Silver Valley Unified	-	-	-
19	Snowline Joint Unified	-	-	-
20	Trona Joint Unified	-	-	-
21	Victor Elementary	-	-	-
22	Victor Valley Union High	-	-	-
23	Total	701,388	(132,770)	568,618

E	F	G
LEA Paid NPS/NPA Non-LCI	Less Indemnity (Maximum \$30,000)	Net District Paid NPS/NPA Costs
-	-	-
-	-	-
-	-	-
2,182,826	(30,000)	2,152,826
5,250,305	(30,000)	5,220,305
30,931	(30,000)	931
4,726,359	(30,000)	4,696,359
28,279	(28,279)	-
-	-	-
-	-	-
54,705	(30,000)	24,705
57,336	(30,000)	27,336
6,172,401	(30,000)	6,142,401
100,085	(30,000)	70,085
-	-	-
3,425	(3,425)	-
63,943	(30,000)	33,943
1,963,431	(30,000)	1,933,431
209,783	(30,000)	179,783
1,445,331	(30,000)	1,415,331
3,077,448	(30,000)	3,047,448
25,366,586	(421,704)	24,944,883

Desert Mountain SELPA
Schedule F - X-Pot Contribution

X-Pot Rate 266.00

1	Local Education Agency	Pupil Count	X-Pot Contribution
2	County Operated Programs	1,458	387,828
3	Academy for Academic Excellence	158	42,028
4	Norton Science and Language Academy	183	48,678
5	Adelanto Elementary	1,038	276,108
6	Apple Valley Unified	1,852	492,632
7	Baker Valley Unified	16	4,256
8	Barstow Unified	953	253,498
9	Bear Valley Unified	284	75,544
10	Excelsior Charter School	370	98,420
11	Excelsior Charter School Corona-Norco	19	5,054
12	Health Sciences High and Middle College	106	28,196
13	Helendale Elementary	141	37,506
14	Hesperia Unified	3,154	838,964
15	Lucerne Valley Unified	148	39,368
16	Needles Unified	156	41,496
17	Oro Grande Elementary	764	203,224
18	Silver Valley Unified	363	96,558
19	Snowline Joint Unified	1,211	322,126
20	Trona Joint Unified	51	13,566
21	Victor Elementary	1,541	409,906
22	Victor Valley Union High	1,759	467,894
29	Total	15,725	4,182,850
30	Total District Transfers (0292 - 8677)	13,431	3,572,646
31	Total LEA Charter (0292 - 5748)	836	222,376
32	DM Operations (2900) (0292 - 5748)	1,200	319,200
33	DM Operations (0295 - Infant) (0292 - 5748)	21	5,586
34	DM Operations (0495 - Preschool) (0292 - 5748)	237	63,042
35	Total	15,725	4,182,850

Desert Mountain SELPA
2022-23 AB602 Certified Funding

Local Education Agency	Annual 2/20/2024		Annual R1 6/19/2024		Annual R1 Less Annual	
	ADA Certified	Resource 6500	ADA Certified	Resource 6500	ADA Certified	Resource 6500
1 County Operated Programs	111.23	47,698,419	111.23	47,698,413	-	(6)
2 Academy for Academic Excellence	1,393.60	1,008,358	1,393.60	1,008,288	-	(70)
3 Norton Science and Language Academy	1,042.83	655,278	1,042.88	655,276	0.05	(2)
4 Adelanto Elementary	7,753.93	(1,355,488)	7,753.93	(1,355,946)	-	(458)
5 Apple Valley Unified	12,609.72	33,196	12,609.72	32,452	-	(744)
6 Baker Valley Unified	122.35	127,738	122.35	127,732	-	(6)
7 Barstow Unified	6,047.80	(1,273,676)	6,047.80	(1,274,033)	-	(357)
8 Bear Valley Unified	2,230.65	16,040	2,230.65	15,929	-	(111)
9 Excelsior Charter School	2,256.22	1,647,799	2,256.22	1,647,686	-	(113)
10 Excelsior Charter School Corona-Norco	132.15	104,039	132.15	104,032	-	(7)
11 Health Sciences High and Middle College	578.00	421,495	578.00	421,466	-	(29)
12 Helendale Elementary	1,088.87	224,121	1,088.87	224,121	-	-
13 Hesperia Unified	21,024.97	4,312,516	21,024.97	4,311,276	-	(1,240)
14 Lucerne Valley Unified	945.40	210,271	943.97	210,271	(1.43)	-
15 Needles Unified	999.35	243,199	999.35	243,199	-	-
16 Oro Grande Elementary	5,439.84	4,186,679	5,439.47	4,185,999	(0.37)	(680)
17 Silver Valley Unified	2,040.97	1,424,048	2,040.97	1,423,946	-	(102)
18 Snowline Joint Unified	7,336.61	(1,335,341)	7,360.33	(1,312,724)	23.72	22,617
19 Trona Joint Unified	267.57	179,138	267.57	179,138	-	-
20 Victor Elementary	12,371.58	(3,328,715)	12,371.58	(3,329,445)	-	(730)
21 Victor Valley Union High	11,344.99	(298,121)	11,344.99	(298,790)	-	(669)
22 SELPA Low Incidence Entitlement (0296)	-	2,402,820	-	2,402,820	-	-
23 SELPA Related Services (0297)	-	9,297,890	-	9,297,890	-	-
24 Intensive Therapeutic Services (029P)	-	1,277,167	-	1,277,167	-	-
25 SELPA PS/RS (0293)	-	3,186,146	-	3,186,868	-	722
26 SELPA Out-of-Home (298B)	-	5,686,727	-	5,700,941	-	14,214
27 SELPA X-Pot (0292)	-	-	-	-	-	-
28 SELPA Revenue Pool (029C)	-	204,923	-	204,923	-	-
29 SELPA State & Federal Mental Health	-	-	-	-	-	-
30 DMCC MHS (483F)	-	6,691,694	-	6,691,694	-	-
31 Total	97,138.63	83,648,360	97,160.60	83,680,589	21.97	32,229

Desert Mountain SELPA
 Schedule A - Special Education Revenue Distribution Overview
 2022-23 Annual R1 Certified 6/19/2024

	A	B	Adjustments							J
			C	D	E	F	G	H	I	
	Funded ADA Schedule A	AB602 & Federal Local Assistance Apportionment 6500 & 3310 Per ADA	Purchased Services Schedule C	Preschool Assessments Schedule C	Small District Shortfall / Protection Schedule D	AB602 Out-of-Home Funding for 100% LCI Schedule E	DM SELPA Charter NPS/NPA Schedule E	DM SELPA Charter NPS/NPA Indemnity Offset Schedule E	DM SELPA Charter X-Pot Contribution Schedule F	Adjusted Apportionment
1 Local Education Agency		\$ 1,008.02								
2 County Operated Programs	111.23	112,123	55,316,451	284,694	-	-	-	-	-	55,713,268
3 Academy for Academic Excellence	1,393.60	1,404,783	(140,031)	-	-	-	-	-	(42,251)	1,222,501
4 Norton Science and Language Academy	1,042.88	1,051,249	(157,937)	-	-	-	-	-	(39,215)	854,097
5 Adelanto Elementary	7,753.93	7,816,153	(7,387,068)	(177,418)	(281,287)	-	-	-	-	(29,620)
6 Apple Valley Unified	12,609.72	12,710,910	(10,168,377)	-	(457,440)	268,135	-	-	-	2,353,228
7 Baker Valley Unified	122.35	123,332	(4,332)	-	29,256	-	-	-	-	148,256
8 Barstow Unified	6,047.80	6,096,332	(5,769,482)	(90,772)	(219,395)	-	-	-	-	16,684
9 Bear Valley Unified	2,230.65	2,248,550	(1,874,999)	-	-	-	-	-	-	373,551
10 Excelsior Charter School	2,256.22	2,274,326	(98,354)	-	-	-	(5,852)	5,852	(87,032)	2,088,940
11 Excelsior Charter School Corona-Norco	132.15	133,210	-	-	-	-	-	-	(4,807)	128,403
12 Health Sciences High and Middle College	578.00	582,638	-	-	-	-	(36,065)	30,000	(25,553)	551,020
13 Helendale Elementary	1,088.87	1,097,608	(1,279,666)	(4,126)	588,602	-	-	-	-	402,418
14 Hesperia Unified	21,024.97	21,193,690	(12,162,311)	(12,378)	(762,717)	-	-	-	-	8,256,283
15 Lucerne Valley Unified	943.97	951,545	(1,235,730)	-	672,499	-	-	-	-	388,314
16 Needles Unified	999.35	1,007,370	(1,880,626)	-	1,325,538	-	-	-	-	452,281
17 Oro Grande Elementary	5,439.47	5,483,120	(282,707)	-	(197,326)	-	-	-	-	5,003,087
18 Silver Valley Unified	2,040.97	2,057,348	(208,274)	-	-	-	-	-	-	1,849,074
19 Snowline Joint Unified	7,360.33	7,419,395	(6,983,830)	-	(267,009)	-	-	-	-	168,556
20 Trona Joint Unified	267.57	269,717	(445,821)	-	429,639	-	-	-	-	253,535
21 Victor Elementary	12,371.58	12,470,859	(13,455,238)	-	(448,801)	18,228	-	-	-	(1,414,952)
22 Victor Valley Union High	11,344.99	11,436,031	(9,048,419)	-	(411,559)	-	-	-	-	1,976,052
23 SELPA Low Incidence Entitlement (0296)	-	2,402,820	-	-	-	-	-	-	-	2,402,820
24 SELPA Related Services (0297)	-	-	9,297,890	-	-	-	-	-	-	9,297,890
25 Intensive Therapeutic Services (029P)	-	-	1,277,167	-	-	-	-	-	-	1,277,167
26 SELPA PS/RS (0293)	-	3,186,868	-	-	-	-	-	-	-	3,186,868
27 SELPA Out-of-Home (298B)	-	5,987,303	-	-	-	(286,362)	-	-	-	5,700,941
28 SELPA X-Pot (0292)	-	-	-	-	-	-	-	-	-	-
29 SELPA Revenue Pool (029C)	-	-	-	-	-	-	41,917	(35,852)	198,858	204,923
30 SELPA State & Federal Mental Health	-	-	-	-	-	-	-	-	-	-
31 DMCC MHS (483F)	-	-	6,691,694	-	-	-	-	-	-	6,691,694
32 Total	97,160.60	109,517,279	-	-	(0)	-	-	-	-	109,517,279

Desert Mountain SELPA
Schedule A - Special Education Revenue Distribution Overview
2022-23 Annual R1 Certified 6/19/2024

	Revenue Distribution			
	K	L	M	N
	County Property Tax Resource 6500	Local Assistance Resource 3310	AB602 Apportionment Resource 6500	Adjusted Apportionment
1 Local Education Agency				
2 County Operated Programs	6,226,900	1,787,955	47,698,413	55,713,268
3 Academy for Academic Excellence	-	214,213	1,008,288	1,222,501
4 Norton Science and Language Academy	-	198,821	655,276	854,097
5 Adelanto Elementary	-	1,326,326	(1,355,946)	(29,620)
6 Apple Valley Unified	-	2,320,776	32,452	2,353,228
7 Baker Valley Unified	-	20,523	127,732	148,256
8 Barstow Unified	-	1,290,716	(1,274,033)	16,684
9 Bear Valley Unified	-	357,623	15,929	373,551
10 Excelsior Charter School	-	441,253	1,647,686	2,088,940
11 Excelsior Charter School Corona-Norco	-	24,372	104,032	128,403
12 Health Sciences High and Middle College	-	129,554	421,466	551,020
13 Helendale Elementary	-	178,297	224,121	402,418
14 Hesperia Unified	-	3,945,008	4,311,276	8,256,283
15 Lucerne Valley Unified	-	178,043	210,271	388,314
16 Needles Unified	-	209,082	243,199	452,281
17 Oro Grande Elementary	-	817,088	4,185,999	5,003,087
18 Silver Valley Unified	-	425,128	1,423,946	1,849,074
19 Snowline Joint Unified	-	1,481,280	(1,312,724)	168,556
20 Trona Joint Unified	-	74,397	179,138	253,535
21 Victor Elementary	-	1,914,493	(3,329,445)	(1,414,952)
22 Victor Valley Union High	-	2,274,842	(298,790)	1,976,052
23 SELPA Low Incidence Entitlement (0296)	-	-	2,402,820	2,402,820
24 SELPA Related Services (0297)	-	-	9,297,890	9,297,890
25 Intensive Therapeutic Services (029P)	-	-	1,277,167	1,277,167
26 SELPA PS/RS (0293)	-	-	3,186,868	3,186,868
27 SELPA Out-of-Home (298B)	-	-	5,700,941	5,700,941
28 SELPA X-Pot (0292)	-	-	-	-
29 SELPA Revenue Pool (029C)	-	-	204,923	204,923
30 SELPA State & Federal Mental Health	-	-	-	-
31 DMCC MHS (483F)	-	-	6,691,694	6,691,694
32 Total	6,226,900	19,609,790	83,680,589	109,517,280

Desert Mountain SELPA
 Schedule A - Special Education Revenue Distribution Overview
 2022-23 Annual R1 Certified 6/19/2024

	A				B				C	D			E	F	G	H	
	Pupil Count 10/2022 Final				Federal Local Assistance Resource 3310 *				County Operated Federal Local Assistance Adjustment *	Federal Preschool Resource 3315			Preschool Staff Development Resource 3345	Part C Early Intervention Resource 3385	Infant Funding Resources 6510/6515	State/Federal Mental Health Resources 6546/3327	
LEA	Infant	Preschool	K-12	Total Pupil Count	K-12	Preschool	SigDis Adjustment for County Served	19,609,790	412,411	Preschool	SigDis Adjustment for County Served	361,183	3,583	37,210	984,805	8,404,924	
1																	
2	County Operated Programs	55	237	1,003	1,295	1,286,562	547,695	(46,302)	1,787,955	412,411	175,853	(2,449)	173,404	-	32,210	984,805	-
3	Academy for Academic Excellence	-	-	167	167	214,213	-	-	214,213	-	-	-	-	-	-	-	-
4	Norton Science and Language Academy	-	-	155	155	198,821	-	-	198,821	-	-	-	-	-	-	-	-
5	Adelanto Elementary	-	-	1,034	1,034	1,326,326	-	-	1,326,326	-	-	-	-	-	-	-	-
6	Apple Valley Unified	-	44	1,730	1,774	2,219,094	101,682	-	2,320,776	-	32,648	-	32,648	-	-	-	-
7	Baker Valley Unified	-	-	16	16	20,523	-	-	20,523	-	-	-	-	-	-	-	-
8	Barstow Unified	-	2	986	988	1,264,755	4,622	21,339	1,290,716	-	1,484	2,449	3,933	-	-	-	-
9	Bear Valley Unified	-	1	277	278	355,312	2,311	-	357,623	-	742	-	742	-	-	-	-
10	Excelsior Charter School	-	-	344	344	441,253	-	-	441,253	-	-	-	-	-	-	-	-
11	Excelsior Charter School Corona-Norco	-	-	19	19	24,372	-	-	24,372	-	-	-	-	-	-	-	-
12	Health Sciences High and Middle College	-	-	101	101	129,554	-	-	129,554	-	-	-	-	-	-	-	-
13	Helendale Elementary	-	-	139	139	178,297	-	-	178,297	-	-	-	-	-	-	-	-
14	Hesperia Unified	-	73	2,944	3,017	3,776,308	168,699	-	3,945,008	-	54,166	-	54,166	-	-	-	-
15	Lucerne Valley Unified	-	1	137	138	175,732	2,311	-	178,043	-	742	-	742	-	-	-	-
16	Needles Unified	-	-	163	163	209,082	-	-	209,082	-	-	-	-	-	-	-	-
17	Oro Grande Elementary	-	-	637	637	817,088	-	-	817,088	-	-	-	-	-	-	-	-
18	Silver Valley Unified	-	18	299	317	383,531	41,597	-	425,128	-	13,355	-	13,355	-	-	-	-
19	Snowline Joint Unified	-	1	1,153	1,154	1,478,969	2,311	-	1,481,280	-	742	-	742	-	-	-	-
20	Trona Joint Unified	-	-	58	58	74,397	-	-	74,397	-	-	-	-	-	-	-	-
21	Victor Elementary	-	83	1,343	1,426	1,722,684	191,809	-	1,914,493	-	61,586	-	61,586	-	-	-	-
22	Victor Valley Union High	-	-	1,754	1,754	2,249,879	-	24,963	2,274,842	-	-	-	-	-	-	-	-
23	SELPA	-	-	-	-	-	-	-	-	-	19,865	-	19,865	3,583	5,000	-	8,404,924
24		55	460	14,459	14,974	18,546,753	1,063,037	-	19,609,790	412,411	361,183	-	361,183	3,583	37,210	984,805	8,404,924

* 2017-18 Historical Grant Award Information			
Effective 2018-19 Resource 3320 Preschool Local Entitlements			
	3310	3320	
	17,347,661	994,309	94.58%
		18,341,970	5.42%
			100.00%
	Pupil Count	Amount Per Pupil	
2022-23 Grant Award	20,022,201		
Less County Operated 2017-18 Allocation	412,411		
Total to Be Allocated	19,609,790		
K-12	94.58%	18,546,753	14,459 1,282.713
Preschool	5.42%	1,063,037	460 2,310.950
			-

Desert Mountain SELPA
Schedule B - Funding Exhibit and Funding by LEA
2022-23 Annual R1 Certified 6/19/2024

COLA [EC 56836.14]		
Cost-of-Living Adjustment (COLA) Factor	A-1	1.0656
BASE GRANT FUNDING [EC 56836.148]		
Total Base Grant Entitlement	B-1	79,671,692.00
Base Proration Factor	B-2	1.00
Total Adjusted Base Grant Entitlement (B-1 * B-2)	B-3	79,671,692.00
GENERAL FUNDING [EC 56836.15]		
Local Special Education Property Taxes [EC 2572]	C-1	6,226,900.00
Applicable Excess ERAF	C-2	-
Total Deductions (C-1 + C-2)	C-3	6,226,900.00
Net Funding Entitlement (B-3 - C-3)	C-4	73,444,792.00
PROGRAM SPECIALISTS/REGIONALIZED SERVICES (PS/RS) [EC 56836.24 & EC 56836.31]		
2019-20 SELPA Funded ADA	D-1	100,926.64
Prior Year Statewide PS/RS Rate	D-2	17.1614929
Current Year Statewide PS/RS Rate (D-2 * A-1)	D-3	18.2872868
Apportionment		
NSS ADA Threshold	D-4	-
Qualifying NSS ADA Adjustment (If D-4 > D-1, then D-4 - D-1; else 0)	D-5	-
NSS PS/RS Entitlement (D-3 * D-5)	D-6	-
NSS PS/RS Proration Factor	D-7	1.00
NSS PS/RS Apportionment (D-6 * D-7)	D-8	-
PS/RS Apportionment		
PS/RS Entitlement (D-1 * D-3)	D-9	1,845,674.41
PS/RS Proration Factor	D-10	1.00
PS/RS Apportionment (D-9 * D-10)	D-11	1,845,674.41
Total PS/RS Apportionment (D-8 + D-11)	D-12	1,845,674.41
LOW INCIDENCE [EC 56836.22]		
CALPADS Fall 1 Prior Year Low Incidence Pupil Counts	E-1	705
Low Incidence Rate	E-2	3,408.254883822
Low Incidence Apportionment (E-1 * E-2)	E-3	2,402,819.69
OUT-OF-HOME CARE [EC 56836.168]		
Out-of-Home Care Apportionment	F-1	5,987,303.00
EXTRAORDINARY COST POOL FOR NONPUBLIC NONSECTARIAN SCHOOLS (NPS) / LICENSED CHILDRENS INSTITUTIONS (LCI) & NSS MENTAL HEALTH SERVICES [EC 56836.21]		
NPS/LCI Extraordinary Cost Pool Apportionment	G-1	-
NSS Mental Health Services Extraordinary Cost Pool Apportionment	G-2	-
Total Extraordinary Cost Pool Apportionment (G-1 + G-2)	G-3	-
ADJUSTMENT FOR NSS WITH DECLINING ENROLLMENT [EC 56214]		
2019-20 Adjustment for NSS with Declining ADA Only	H-1	-
Total 2019-20 Statewide Adjustment for NSS	H-2	-
Percentage of 2019-20 Adjustment for NSS (If H-1 = 0, then 0, else H-1 / H-2)	H-3	-
Current Year Appropriation Increase	H-4	-
Proportionate Share (H-3 * H-4)	H-5	-
Total Adjustment for NSS with Declining Enrollment (H-1 + H-5)	H-6	-

LEA	Funded ADA	Base Rate Per ADA
		\$ 820.00
County Operated Programs	111.23	91,208.60
Academy for Academic Excellence	1,393.60	1,142,752.00
Norton Science and Language Academy	1,042.88	855,161.60
Adelanto Elementary	7,753.93	6,358,222.60
Apple Valley Unified	12,609.72	10,339,970.40
Baker Valley Unified	122.35	100,327.00
Barstow Unified	6,047.80	4,959,196.00
Bear Valley Unified	2,230.65	1,829,133.00
Excelsior Charter School	2,256.22	1,850,100.40
Excelsior Charter School Corona-Norco	132.15	108,363.00
Health Sciences High and Middle College	578.00	473,960.00
Helendale Elementary	1,088.87	892,873.40
Hesperia Unified	21,024.97	17,240,475.40
Lucerne Valley Unified	943.97	774,055.40
Needles Unified	999.35	819,467.00
Oro Grande Elementary	5,439.47	4,460,365.40
Silver Valley Unified	2,040.97	1,673,595.40
Snowline Joint Unified	7,360.33	6,035,470.60
Trona Joint Unified	267.57	219,407.40
Victor Elementary	12,371.58	10,144,695.60
Victor Valley Union High	11,344.99	9,302,891.80
	97,160.60	79,671,692.00

Desert Mountain SELPA
 Schedule B - Funding Exhibit and Funding by LEA
 2022-23 Annual R1 Certified 6/19/2024

APPORTIONMENT SUMMARY		
Net Funding Entitlement (C-4)	I-1	73,444,792.00
PS/RS Apportionment (D-11)	I-2	1,845,674.41
Low Incidence (E-3)	I-3	2,402,819.69
Out-of-Home Care Apportionment (F-1)	I-4	5,987,303.00
Extraordinary Cost Pool Apportionment (G-3, Annual Only; else 0)	I-5	-
Adjustment for NSS with Declining Enrollment (H-6)	I-6	-
Total Apportionment (Sum of I-1 through I-6)	I-7	83,680,589
Property Taxes and Excess ERAF		6,226,900
Total AB 602 Funding		89,907,489
Federal Local Assistance		19,609,790
Total Funding with Local Assistance		109,517,279
Less PS/RS		(1,845,674)
Less PS/RS Adjustment		
Allocation Methodology) Base + Property Tax * 4%	3,186,867.68	(1,341,193)
Less Low Incidence Materials & Equipment (K-8)		(2,402,820)
Less Out of Home Care (K-9)		(5,987,303)
Total Funding (Equally Distributed per ADA)		97,940,289
SELPA ADA Schedule C		97,160.60
AB602 Funding per ADA		1,008.02

Desert Mountain SELPA
Schedule B - ADA
Current Year, Prior Year, Second Prior Year

	2022-23 District Countywide Charter District Charter ADA	2022-23 County ADA (all funded 2022-23 P-1)	2022-23 Funded ADA
1 LEA			
2 County Operated Programs	-	111.23	111.23
3 Academy for Academic Excellence	1,393.60	-	1,393.60
4 Norton Science and Language Academy	1,042.88	-	1,042.88
5 Adelanto Elementary	7,670.58	83.35	7,753.93
6 Apple Valley Unified	12,510.06	99.66	12,609.72
7 Baker Valley Unified	119.45	2.90	122.35
8 Barstow Unified	5,989.71	58.09	6,047.80
9 Bear Valley Unified	2,212.21	18.44	2,230.65
10 Excelsior Charter School	2,256.22	-	2,256.22
11 Excelsior Charter School Corona-Norco	132.15	-	132.15
12 Health Sciences High and Middle College	578.00	-	578.00
13 Helendale Elementary	1,074.95	13.92	1,088.87
14 Hesperia Unified	20,924.95	100.02	21,024.97
15 Lucerne Valley Unified	927.95	16.02	943.97
16 Needles Unified	938.86	60.49	999.35
17 Oro Grande Elementary	5,436.55	2.92	5,439.47
18 Silver Valley Unified	2,036.64	4.33	2,040.97
19 Snowline Joint Unified	7,277.49	82.84	7,360.33
20 Trona Joint Unified	262.74	4.83	267.57
21 Victor Elementary	12,169.84	201.74	12,371.58
22 Victor Valley Union High	11,236.35	108.64	11,344.99
23 Total	96,191.18	969.42	97,160.60

Desert Mountain SELPA
Schedule B - ADA
Current Year, Prior Year, Second Prior Year

		Second Prior Year							
		District ADA	Countywide Charter	District Charter ADA	Subtotal District/Charter	County ADA	ADA Rported by County OOS Tuition	Subtotal County	Total 2020-21
1	LEA								
2	County Operated Programs	-		-	-	83.89	-	83.89	83.89
3	Academy for Academic Excellence	-		1,393.60	1,393.60	-	-	-	1,393.60
4	Norton Science and Language Academy	-	789.20	-	789.20	-	-	-	789.20
5	Adelanto Elementary	7,670.58		-	7,670.58	-	63.45	63.45	7,734.03
6	Apple Valley Unified	12,510.06		-	12,510.06	-	100.01	100.01	12,610.07
7	Baker Valley Unified	116.16		-	116.16	-	4.49	4.49	120.65
8	Barstow Unified	5,989.71		-	5,989.71	-	53.83	53.83	6,043.54
9	Bear Valley Unified	2,212.21		-	2,212.21	-	10.33	10.33	2,222.54
10	Excelsior Charter School	-	1,892.32	-	1,892.32	-	-	-	1,892.32
11	Excelsior Charter School Corona-Norco	-		94.67	94.67	-	-	-	94.67
12	Health Sciences High and Middle College	-		578.00	578.00	-	-	-	578.00
13	Helendale Elementary	633.29		441.66	1,074.95	-	5.86	5.86	1,080.81
14	Hesperia Unified	20,924.95		-	20,924.95	-	89.16	89.16	21,014.11
15	Lucerne Valley Unified	858.53		-	858.53	-	18.97	18.97	877.50
16	Needles Unified	938.86		-	938.86	-	130.81	130.81	1,069.67
17	Oro Grande Elementary	88.05		4,631.31	4,719.36	-	1.78	1.78	4,721.14
18	Silver Valley Unified	2,036.64		-	2,036.64	-	2.80	2.80	2,039.44
19	Snowline Joint Unified	7,099.79		-	7,099.79	-	70.02	70.02	7,169.81
20	Trona Joint Unified	262.74		-	262.74	-	6.04	6.04	268.78
21	Victor Elementary	11,708.44		461.40	12,169.84	-	172.11	172.11	12,341.95
22	Victor Valley Union High	10,240.77		995.58	11,236.35	-	106.27	106.27	11,342.62
23	Total	83,290.78	2,681.52	8,596.22	94,568.52	83.89	835.93	919.82	95,488.34

Desert Mountain SELPA
Schedule B - ADA
Current Year, Prior Year, Second Prior Year

		Prior Year							
		District ADA	Countywide Charter	District Charter ADA	Subtotal District/Charter	County ADA	ADA Rported by County OOS Tuition	Subtotal County	Total 2021-22
1	LEA								
2	County Operated Programs	-	-	-	-	76.47	-	76.47	76.47
3	Academy for Academic Excellence	-	-	1,320.00	1,320.00	-	-	-	1,320.00
4	Norton Science and Language Academy	-	966.10	-	966.10	-	-	-	966.10
5	Adelanto Elementary	6,419.24	-	-	6,419.24	-	63.74	63.74	6,482.98
6	Apple Valley Unified	11,329.95	-	-	11,329.95	-	92.36	92.36	11,422.31
7	Baker Valley Unified	119.45	-	-	119.45	-	2.95	2.95	122.40
8	Barstow Unified	5,133.34	-	-	5,133.34	-	53.33	53.33	5,186.67
9	Bear Valley Unified	1,917.39	-	-	1,917.39	-	14.15	14.15	1,931.54
10	Excelsior Charter School	-	2,012.49	-	2,012.49	-	-	-	2,012.49
11	Excelsior Charter School Corona-Norco	-	-	115.38	115.38	-	-	-	115.38
12	Health Sciences High and Middle College	-	-	537.91	537.91	-	-	-	537.91
13	Helendale Elementary	583.12	-	466.09	1,049.21	-	9.80	9.80	1,059.01
14	Hesperia Unified	19,733.99	-	-	19,733.99	-	92.80	92.80	19,826.79
15	Lucerne Valley Unified	857.39	-	-	857.39	-	19.63	19.63	877.02
16	Needles Unified	773.87	-	-	773.87	-	131.06	131.06	904.93
17	Oro Grande Elementary	86.04	-	5,032.51	5,118.55	-	1.68	1.68	5,120.23
18	Silver Valley Unified	1,785.42	-	-	1,785.42	-	3.89	3.89	1,789.31
19	Snowline Joint Unified	6,970.95	-	-	6,970.95	-	76.73	76.73	7,047.68
20	Trona Joint Unified	208.54	-	-	208.54	-	3.45	3.45	211.99
21	Victor Elementary	10,597.54	-	421.94	11,019.48	-	170.62	170.62	11,190.10
22	Victor Valley Union High	10,130.55	-	739.03	10,869.58	-	97.37	97.37	10,966.95
23	Total	76,646.78	2,978.59	8,632.86	88,258.23	76.47	833.56	910.03	89,168.26

Desert Mountain SELPA
Schedule B - ADA
Current Year, Prior Year, Second Prior Year

		Current Year						
	District ADA	Countywide Charter	District Charter ADA	Subtotal District/Charter	County ADA	ADA Rported by County OOS Tuition	Subtotal County	Total 2022-23
1	LEA							
2	County Operated Programs	-	-	-	-	111.23	111.23	111.23
3	Academy for Academic Excellence	-	-	1,378.08	1,378.08	-	-	1,378.08
4	Norton Science and Language Academy	-	1,042.88	-	1,042.88	-	-	1,042.88
5	Adelanto Elementary	6,897.27	-	-	6,897.27	83.35	83.35	6,980.62
6	Apple Valley Unified	12,173.78	-	-	12,173.78	99.66	99.66	12,273.44
7	Baker Valley Unified	116.46	-	-	116.46	2.90	2.90	119.36
8	Barstow Unified	5,617.54	-	-	5,617.54	58.09	58.09	5,675.63
9	Bear Valley Unified	1,921.90	-	-	1,921.90	18.44	18.44	1,940.34
10	Excelsior Charter School	-	2,256.22	-	2,256.22	-	-	2,256.22
11	Excelsior Charter School Corona-Norco	-	-	132.15	132.15	-	-	132.15
12	Health Sciences High and Middle College	-	-	474.38	474.38	-	-	474.38
13	Helendale Elementary	630.08	-	412.67	1,042.75	13.92	13.92	1,056.67
14	Hesperia Unified	20,698.12	-	-	20,698.12	100.02	100.02	20,798.14
15	Lucerne Valley Unified	927.95	-	-	927.95	16.02	16.02	943.97
16	Needles Unified	825.29	-	-	825.29	60.49	60.49	885.78
17	Oro Grande Elementary	81.33	-	5,355.22	5,436.55	2.92	2.92	5,439.47
18	Silver Valley Unified	1,806.48	-	-	1,806.48	4.33	4.33	1,810.81
19	Snowline Joint Unified	7,277.49	-	-	7,277.49	82.84	82.84	7,360.33
20	Trona Joint Unified	213.81	-	-	213.81	4.83	4.83	218.64
21	Victor Elementary	10,856.81	-	434.39	11,291.20	201.74	201.74	11,492.94
22	Victor Valley Union High	10,388.27	-	822.65	11,210.92	108.64	108.64	11,319.56
23	Total	80,432.58	3,299.10	9,009.54	92,741.22	111.23	858.19	969.42

Desert Mountain SELPA
2021-22 AB602 Certified Funding

Local Education Agency	Annual R2 2/20/24		Annual R3 6/19/2024		Annual R3 Less Annual R2	
	ADA Certified	Resource 6500	ADA Certified	Resource 6500	ADA Certified	Resource 6500
1 County Operated Programs	76.47	40,831,725	76.47	40,831,725	-	-
2 Academy for Academic Excellence	1,320.00	1,000,901	1,320.00	1,000,901	-	-
3 Norton Science and Language Academy	966.10	653,280	966.10	653,280	-	-
4 Adelanto Elementary	6,482.98	(987,727)	6,482.98	(987,727)	-	-
5 Apple Valley Unified	11,422.31	(702,681)	11,422.31	(702,681)	-	-
6 Baker Valley Unified	122.40	116,750	122.40	116,750	-	-
7 Barstow Unified	5,186.67	(1,353,379)	5,186.67	(1,353,379)	-	-
8 Bear Valley Unified	1,931.54	210,261	1,931.54	210,261	-	-
9 Excelsior Education Center	2,012.49	1,470,282	2,012.49	1,470,282	-	-
10 Excelsior Charter School Corona-Norco	115.38	88,685	115.38	88,685	-	-
11 Health Sciences High and Middle College	537.91	362,322	537.91	362,322	-	-
12 Helendale Elementary	1,059.01	181,297	1,059.01	181,297	-	-
13 Hesperia Unified	19,826.79	4,700,409	19,826.79	4,700,409	-	-
14 Lucerne Valley Unified	877.02	238,338	877.02	238,338	-	-
15 Needles Unified	904.93	252,120	904.93	252,120	-	-
16 Oro Grande Elementary	5,120.23	4,069,786	5,120.23	4,069,786	-	-
17 Silver Valley Unified	1,789.31	1,253,381	1,789.31	1,253,381	-	-
18 Snowline Joint Unified	7,047.68	(614,640)	7,047.68	(614,640)	-	-
19 Trona Joint Unified	211.99	140,043	211.99	140,043	-	-
20 Victor Elementary	11,190.10	(2,134,012)	11,190.10	(2,134,012)	-	-
21 Victor Valley Union High	10,966.95	(202,358)	10,966.95	(202,358)	-	-
22 SELPA Low Incidence Entitlement (0296)	-	2,304,093	-	2,304,093	-	-
23 SELPA Related Services (0297)	-	7,977,261	-	7,977,261	-	-
24 Intensive Therapeutic Services (029P)	-	1,236,227	-	1,236,227	-	-
25 SELPA PS/RS (0293)	-	2,886,500	-	2,886,500	-	-
26 SELPA Out-of-Home (298B)	-	5,743,875	-	5,743,875	-	-
27 SELPA X-Pot (0292)	-	-	-	-	-	-
28 SELPA Revenue Pool (029C)	-	185,972	-	185,972	-	-
29 SELPA Residential & Residential MHS	-	-	-	-	-	-
30 DMCC MHS (483F)	-	6,871,780	-	6,871,780	-	-
31 Total	89,168.26	76,780,491	89,168.26	76,780,491	-	-

Desert/Mountain SELPA
Schedule A - Special Education Revenue At-A-Glance
2021-22 SPED Revenue Distribution
Annual R-3 Certified 6/19/2024

	A	B	Adjustments							J
			C	D	E	F	G	H	I	
	ADA Schedule C	AB602 & Federal Local Assistance Apportionment 6500 & 3310 Per ADA \$	Purchased Services Schedule D	Preschool Assessments Schedule D	Small District Shortfall / Protection Schedule E	AB602 Out-of-Home Funding for 100% LCI Schedule F	DM SELPA Charter NPS/NPA Schedule F	DM SELPA Charter NPS/NPA Indemnity Offset Schedule F	DM SELPA Charter X-Pot Contribution Schedule G	Adjusted Apportionment
1 Local Education Agency		1,002,467,812								
2 County Operated Programs	76.47	76,659	47,330,931	315,808	-	-	-	-	-	47,723,397
3 Academy for Academic Excellence	1,320.00	1,323,258	(111,015)	-	-	-	-	-	(33,840)	1,178,403
4 Norton Science and Language Academy	966.10	968,484	(109,858)	-	-	-	-	-	(32,880)	825,746
5 Adelanto Elementary	6,482.98	6,498,979	(5,811,074)	(177,920)	(211,346)	-	-	-	-	298,639
6 Apple Valley Unified	11,422.31	11,450,500	(9,760,644)	-	(372,368)	132,462	-	-	-	1,449,950
7 Baker Valley Unified	122.40	122,702	-	-	11,672	-	-	-	-	134,374
8 Barstow Unified	5,186.67	5,199,470	(5,035,589)	(106,752)	(169,086)	-	-	-	-	(111,957)
9 Bear Valley Unified	1,931.54	1,936,307	(1,353,624)	-	-	-	-	-	-	582,683
10 Excelsior Education Center	2,012.49	2,017,456	(124,491)	-	-	-	-	-	(67,680)	1,825,285
11 Excelsior Charter School Corona-Norco	115.38	115,665	-	-	-	-	-	-	(4,320)	111,345
12 Health Sciences High and Middle College	537.91	539,237	-	-	-	-	(52,532)	30,000	(24,720)	491,986
13 Helendale Elementary	1,059.01	1,061,623	(898,815)	(26,688)	245,507	-	-	-	-	381,628
14 Hesperia Unified	19,826.79	19,875,719	(10,730,379)	-	(646,355)	-	-	-	-	8,498,985
15 Lucerne Valley Unified	877.02	879,184	(1,264,496)	-	773,626	-	-	-	-	388,314
16 Needles Unified	904.93	907,163	(1,623,995)	-	1,169,113	-	-	-	-	452,281
17 Oro Grande Elementary	5,120.23	5,132,866	(245,321)	-	(166,920)	-	-	-	-	4,720,625
18 Silver Valley Unified	1,789.31	1,793,726	(111,729)	(4,448)	-	-	-	-	-	1,677,549
19 Snowline Joint Unified	7,047.68	7,065,072	(6,046,684)	-	(229,755)	-	-	-	-	788,633
20 Trona Joint Unified	211.99	212,513	(318,234)	-	318,234	-	-	-	-	212,513
21 Victor Elementary	11,190.10	11,217,715	(11,217,928)	-	(364,798)	-	-	-	-	(365,011)
22 Victor Valley Union High	10,966.95	10,994,014	(8,650,921)	-	(357,524)	-	-	-	-	1,985,570
23 SELPA Low Incidence Entitlement (0296)	-	2,304,093	-	-	-	-	-	-	-	2,304,093
24 SELPA Related Services (0297)	-	1,402	7,975,859	-	-	-	-	-	-	7,977,261
25 Intensive Therapeutic Services (029P)	-	-	1,236,227	-	-	-	-	-	-	1,236,227
26 SELPA PS/RS (0293)	-	2,886,502	-	-	-	-	-	-	-	2,886,502
27 SELPA Out-of-Home (298B)	-	5,876,337	-	-	-	(132,462)	-	-	-	5,743,875
28 SELPA X-Pot (0292)	-	-	-	-	-	-	-	-	-	-
29 SELPA Revenue Pool (029C)	-	-	-	-	-	-	52,532	(30,000)	163,440	185,972
30 SELPA Residential & Mental Health/Care	-	-	-	-	-	-	-	-	-	-
31 DMCC MHS (483F)	-	-	6,871,780	-	-	-	-	-	-	6,871,780
32 Total	89,168.26	100,456,646	-	-	0	-	-	-	-	100,456,646

Desert/Mountain SELPA
Schedule A - Special Education Revenue At-A-Glance
2021-22 SPED Revenue Distribution
Annual R-3 Certified 6/19/2024

	Revenue Distribution				Expenses			
	K	L	M	N	O	P	Q	R
	County Property Tax Resource 6500	Local Assistance Resource 3310	AB602 Apportionment Resource 6500	Adjusted Apportionment	* Estimated District Funded NPS/NPA Object 5110 Schedule F	* District NPS/NPA Indemnity Object 8699 Schedule F	* District X-Pot Contribution Object 5810 Schedule G	Total District Expense
1 Local Education Agency								
2 County Operated Programs	5,295,940	1,595,732	40,831,725	47,723,397	-	-	283,680	283,680
3 Academy for Academic Excellence	-	177,502	1,000,901	1,178,403	-	-	-	-
4 Norton Science and Language Academy	-	172,466	653,280	825,746	-	-	-	-
5 Adelanto Elementary	-	1,286,366	(987,727)	298,639	800,972	(30,000)	244,560	1,015,532
6 Apple Valley Unified	-	2,152,631	(702,681)	1,449,950	3,922,202	(30,000)	404,400	4,296,602
7 Baker Valley Unified	-	17,624	116,750	134,374	41,672	(30,000)	3,360	15,032
8 Barstow Unified	-	1,241,422	(1,353,379)	(111,957)	4,216,542	(30,000)	236,400	4,422,942
9 Bear Valley Unified	-	372,422	210,261	582,683	2,691	(2,691)	70,320	70,320
10 Excelsior Education Center	-	355,003	1,470,282	1,825,285	-	-	-	-
11 Excelsior Charter School Corona-Norco	-	22,660	88,685	111,345	-	-	-	-
12 Health Sciences High and Middle College	-	129,664	362,322	491,986	-	-	-	-
13 Helendale Elementary	-	200,331	181,297	381,628	4,717	(4,717)	37,920	37,920
14 Hesperia Unified	-	3,798,576	4,700,409	8,498,985	5,049,682	(30,000)	710,160	5,729,842
15 Lucerne Valley Unified	-	149,976	238,338	388,314	182,786	(30,000)	28,320	181,106
16 Needles Unified	-	200,161	252,120	452,281	989	(989)	38,160	38,160
17 Oro Grande Elementary	-	650,839	4,069,786	4,720,625	112,450	(30,000)	124,080	206,530
18 Silver Valley Unified	-	424,168	1,253,381	1,677,549	4,070	(4,070)	78,960	78,960
19 Snowline Joint Unified	-	1,403,273	(614,640)	788,633	812,373	(30,000)	267,120	1,049,493
20 Trona Joint Unified	-	72,470	140,043	212,513	31,339	(30,000)	13,680	15,019
21 Victor Elementary	-	1,769,001	(2,134,012)	(365,011)	742,382	(30,000)	325,680	1,038,062
22 Victor Valley Union High	-	2,187,928	(202,358)	1,985,570	2,064,315	(30,000)	417,120	2,451,435
23 SELPA Low Incidence Entitlement (0296)	-	-	2,304,093	2,304,093	-	-	-	-
24 SELPA Related Services (0297)	-	-	7,977,261	7,977,261	-	-	-	-
25 Intensive Therapeutic Services (029P)	-	-	1,236,227	1,236,227	-	-	-	-
26 SELPA PS/RS (0293)	-	-	2,886,500	2,886,500	-	-	-	-
27 SELPA Out-of-Home (298B)	-	-	5,743,875	5,743,875	-	-	-	-
28 SELPA X-Pot (0292)	-	-	-	-	-	-	-	-
29 SELPA Revenue Pool (029C)	-	-	185,972	185,972	-	-	-	-
30 SELPA Residential & Mental Health/Care	-	-	-	-	-	-	-	-
31 DMCC MHS (483F)	-	-	6,871,780	6,871,780	-	-	-	-
32 Total	5,295,940	18,380,215	76,780,491	100,456,646	17,989,183	(342,467)	3,283,920	20,930,636

Desert/Mountain SELPA
Schedule A - Special Education Revenue At-A-Glance
2021-22 SPED Revenue Distribution
Annual R-3 Certified 6/19/2024

	Other Grants/Entitlements									
	S	T	U	V	W	X	Y	Z	AA	AB
	Preschool Pupil Count	Infant Pupil Count	Federal Preschool Resource 3315	American Recovery Plan Supplemental Resource 3305	American Recovery Plan Supplemental Resource 3308	Preschool Staff Development Resource 3345	County Operated Federal Local Assistance Adjustment for 2017-18 Preschool Local Assistance	Part C Early Intervention Resource 3385	Infant Funding Resources 6510/6515	Mental Health ADA - Resource 3327 AB114 - Resource 6546
1 Local Education Agency	Schedule C									
2 County Operated Programs	239	50	159,271	331,313	169,896	-	412,411	93,043	926,222	-
3 Academy for Academic Excellence	-	-	-	41,268	-	-	-	-	-	-
4 Norton Science and Language Academy	-	-	-	40,097	-	-	-	-	-	-
5 Adelanto Elementary	5	-	3,332	298,240	3,554	-	-	-	-	-
6 Apple Valley Unified	44	-	29,322	493,165	31,278	-	-	-	-	-
7 Baker Valley Unified	-	-	-	4,098	-	-	-	-	-	-
8 Barstow Unified	2	-	1,333	288,289	1,422	-	-	-	-	-
9 Bear Valley Unified	5	-	3,332	85,755	3,554	-	-	-	-	-
10 Excelsior Education Center	-	-	-	82,536	-	-	-	-	-	-
11 Excelsior Charter School Corona-Norco	-	-	-	5,268	-	-	-	-	-	-
12 Health Sciences High and Middle College	-	-	-	30,146	-	-	-	-	-	-
13 Helendale Elementary	2	-	1,333	46,243	1,422	-	-	-	-	-
14 Hesperia Unified	103	-	68,639	866,038	73,219	-	-	-	-	-
15 Lucerne Valley Unified	2	-	1,333	34,536	1,422	-	-	-	-	-
16 Needles Unified	-	-	-	46,536	-	-	-	-	-	-
17 Oro Grande Elementary	-	-	-	151,315	-	-	-	-	-	-
18 Silver Valley Unified	14	-	9,330	96,292	9,952	-	-	-	-	-
19 Snowline Joint Unified	3	-	1,999	325,752	2,133	-	-	-	-	-
20 Trona Joint Unified	1	-	666	16,683	711	-	-	-	-	-
21 Victor Elementary	85	-	56,644	397,166	60,423	-	-	-	-	-
22 Victor Valley Union High	-	-	-	508,677	-	-	-	-	-	-
23 SELPA Low Incidence Entitlement (0296)	-	-	-	-	-	-	-	-	-	-
24 SELPA Related Services (0297)	-	-	-	-	-	-	-	-	-	-
25 Intensive Therapeutic Services (029P)	-	-	-	-	-	-	-	-	-	-
26 SELPA PS/RS (0293)	-	-	19,586	-	-	3,643	-	5,000	-	-
27 SELPA Out-of-Home (298B)	-	-	-	-	-	-	-	-	-	-
28 SELPA X-Pot (0292)	-	-	-	-	-	-	-	-	-	-
29 SELPA Revenue Pool (029C)	-	-	-	-	-	-	-	-	-	-
30 SELPA Residential & Mental Health/Care	-	-	-	-	-	-	-	-	-	1,180,337
31 DMCC MHS (483F)	-	-	-	-	-	-	-	-	-	6,779,823
32 Total	505	50	356,120	4,189,413	358,986	3,643	412,411	98,043	926,222	7,960,160

Desert/Mountain SELPA
Schedule B - Funding Exhibit

ADA AND COLA EC 56836.144		
Current Year SELPA Total ADA	A-1	89,168.26
Prior Year SELPA Total ADA	A-2	95,488.34
Second Prior Year SELPA Total ADA	A-3	100,926.64
SELPA Funded ADA (Greater of A-1, A-2, or A-3)	A-4	100,926.64
2019-20 SELPA Funded ADA	A-5	100,926.64
Cost-of-Living Adjustment (COLA) Factor	A-6	1.0170
BASE RATE EC 56836.146 & BASE GRANT FUNDING EC 56836.148		
Prior Year SELPA Base Rate	B-1	570.1445802226
SELPA Base Rate (A-6 * B-1)	B-2	579.8370380864
Minimum SELPA Base Rate	B-3	715.00
Funded SELPA Base Rate (Greater of B-2 or B-3)	B-4	715.00
Base Grant Entitlement (A-4 * B-4)	B-5	72,162,547.60
Base Proration Factor	B-6	1.00
Adjusted Base Grant Entitlement (B-5 * B-6)	B-7	72,162,547.60
GENERAL FUND CALCULATION EC 56836.15		
Local Special Education Property Taxes (E.C. 2572)	C-1	5,295,940.00
Applicable Excess ERAF	C-2	-
Total Deductions (C-1 + C-2)	C-3	5,295,940.00
Net Funding Entitlement (B-7 - C-3)	C-4	66,866,607.60
PROGRAM SPECIALISTS/REGIONALIZED SERVICES (PS/RS) EC 56836.24 & EC 56836.31		
Prior Year Statewide Average PS/RS Rate	D-1	16.8746242739
Current Year Statewide Average PS/RS Rate (D-1 * A-6)	D-2	17.1614928866
Necessary Small SELPA (NSS) PS/RS Apportionment		
NSS ADA Threshold	D-3	-
Qualifying NSS ADA Adjustment (If D-3 > A-5, D-3 - A-5; else 0)	D-4	-
NSS PS/RS Entitlement (D-2 * D-4)	D-5	-
NSS PS/RS Proration Factor	D-6	1.00
NSS PS/RS Apportionment (D-5 * D-6)	D-7	-
PS/RS Apportionment		
PS/RS Entitlement (A-5 * D-2)	D-8	1,732,051.81
PS/RS Proration Factor	D-9	1.00
PS/RS Apportionment (D-8 * D-9)	D-10	1,732,051.81
Total PS/RS Apportionment (D-7 + D-10)	D-11	1,732,051.81
LOW INCIDENCE EC 56836.22		
Low Incidence Disabilities PY December Pupil Count	E-1	698
Low Incidence Materials and Services Rate	E-2	3,300.992755568
Low Incidence Materials and Services Apportionment (E-1 * E-2)	E-3	2,304,092.94
OUT OF HOME CARE EC 56836.165		
Out-of-Home Care Apportionment	F-1	5,876,337.00
EXTRAORDINARY COST POOL FOR NONPUBLIC NONSECTARIAN SCHOOLS (NPS)/LICENSED CHILDRENS INSTITUTIONS (LCI) & NSS MENTAL HEALTH SERVICES EC 56836.21		
NPS Extraordinary Cost Pool Apportionment	G-1	1,402.00
NSS Mental Health Services Extraordinary Cost Pool Apportionment	G-2	-
Total Extraordinary Cost Pool Apportionment (G-1 + G-2)	G-3	1,402.00
ADJUSTMENT FOR NSS WITH DECLINING ENROLLMENT EC 56214		
2019-20 Adjustment for NSS with Declining ADA Only	H-1	-
Total 2019-20 Statewide Adjustment for NSS	H-2	-
Percentage of 2019-20 Adjustment for NSS (IF H-1 = 0 then 0, else H-1/H-2)	H-3	-
Current Year Appropriation Increase	H-4	-
Proportionate Share (H-3 * H-4)	H-5	-
Total Adjustment for NSS with Declining Enrollment (H-1 + H-5)	H-6	-

Desert/Mountain SELPA
Schedule B - Funding Exhibit

APPORTIONMENT SUMMARY		
Net Funding Entitlement (C-4)	I-1	66,866,607.60
PS/RS Apportionment (D-11)	I-2	1,732,051.81
Low Incidence (E-3)	I-3	2,304,092.94
Out-of-Home Care Apportionment (F-1)	I-4	5,876,337.00
Extraordinary Cost Pool Apportionment (G-3, Annual Only; else 0)	I-5	1,402
Adjustment for NSS with Declining Enrollment (H-6)	I-6	-
Total Apportionment (Sum of I-1 through I-6)	I-7	76,780,491
Property Taxes and Excess ERAF		5,295,940
Total AB 602 Funding		82,076,431
Federal Local Assistance		18,388,215
Total Funding with Local Assistance		100,456,646
Less PS/RS		(1,732,052)
Less PS/RS Adjustment		
Allocation Methodology) Base + Property Tax * 4%	2,886,501.90	(1,154,450)
Less Low Incidence Materials & Equipment (K-8)		(2,304,093)
Less Out of Home Care (K-9)		(5,876,337)
Less Extraordinary Cost Pool Apportionment		(1,402)
Total Funding (Equally Distributed per ADA)		89,388,313
SELPA ADA for Allocation (A-1)		89,168.26
AB602 Funding per ADA		1,002.47

Desert/Mountain SELPA
Schedule C - ADA Pupil Count

Average Daily Attendance							Pupil Count 10/6/2021				
	LEA ADA	ADA Reported by SBCSS	Out-of-State Tuition	Subtotal Allocated County ADA	Dependent Charter ADA	SELPA Total ADA	Infant	Preschool	K-12	Total Pupil Count	
1	Local Education Agency										
2	County Operated Programs	76.47	-	-	76.47	-	76.47	50	239	893	1,182
3	Academy for Academic Excellence	1,320.00	-	-	1,320.00	-	1,320.00	-	-	141	141
4	Norton Science and Language Academy	966.10	-	-	966.10	-	966.10	-	-	137	137
5	Adelanto Elementary	6,419.24	63.74	-	6,482.98	-	6,482.98	-	5	1,014	1,019
6	Apple Valley Unified	11,329.95	92.36	-	11,422.31	-	11,422.31	-	44	1,641	1,685
7	Baker Valley Unified	119.45	-	2.95	122.40	-	122.40	-	-	14	14
8	Barstow Unified	5,133.34	53.33	-	5,186.67	-	5,186.67	-	2	983	985
9	Bear Valley Unified	1,917.39	14.15	-	1,931.54	-	1,931.54	-	5	288	293
10	Excelsior Education Center	2,012.49	-	-	2,012.49	-	2,012.49	-	-	282	282
11	Excelsior Charter School Corona-Norco	115.38	-	-	115.38	-	115.38	-	-	18	18
12	Health Sciences High and Middle College	537.91	-	-	537.91	-	537.91	-	-	103	103
13	Helendale Elementary	583.12	9.80	-	592.92	466.09	1,059.01	-	2	156	158
14	Hesperia Unified	19,733.99	92.80	-	19,826.79	-	19,826.79	-	103	2,856	2,959
15	Lucerne Valley Unified	857.39	19.63	-	877.02	-	877.02	-	2	116	118
16	Needles Unified	773.87	29.11	101.95	904.93	-	904.93	-	-	159	159
17	Oro Grande Elementary	86.04	1.68	-	87.72	5,032.51	5,120.23	-	-	517	517
18	Silver Valley Unified	1,785.42	3.89	-	1,789.31	-	1,789.31	-	14	315	329
19	Snowline Joint Unified	6,970.95	76.73	-	7,047.68	-	7,047.68	-	3	1,110	1,113
20	Trona Joint Unified	208.54	3.45	-	211.99	-	211.99	-	1	56	57
21	Victor Elementary	10,597.54	170.62	-	10,768.16	421.94	11,190.10	-	85	1,272	1,357
22	Victor Valley Union High	10,130.55	97.37	-	10,227.92	739.03	10,966.95	-	-	1,738	1,738
23	SELPA AB602 Total ADA	81,675.13	728.66	104.90	82,508.69	6,659.57	89,168.26	50	505	13,809	14,364

Desert Mountain SELPA
Schedule A - Special Education Revenue Distribution Overview
2024-25 P-2 Projection

	A	B	Adjustments							J
			C	D	E	F	G	H	I	
	Funded ADA Schedule A	AB602 & Federal Local Assistance Apportionment 6500 & 3310 Per ADA	Purchased Services Schedule C	Preschool Assessments Schedule C	Small District Shortfall / Protection Schedule D	AB602 Out-of-Home Funding for 100% LCI Schedule E	DM SELPA Charter NPS/NPA Schedule E	DM SELPA Charter NPS/NPA Indemnity Offset Schedule E	DM SELPA Charter X-Pot Contribution Schedule F	Adjusted Apportionment
1 Local Education Agency		\$ 1,103.88								
2 County Operated Programs	119.44	131,847	68,413,914	183,808	-	-	-	-	-	68,729,569
3 Academy for Academic Excellence	1,409.84	1,556,288	(191,518)	-	(59,635)	-	-	-	(42,028)	1,263,107
4 Norton Science and Language Academy	1,105.52	1,220,357	(204,388)	-	(46,763)	-	-	-	(48,678)	920,528
5 Adelanto Elementary	7,034.28	7,764,970	(9,034,237)	(106,264)	(297,544)	-	-	-	-	(1,673,075)
6 Apple Valley Unified	12,602.06	13,911,106	(11,508,229)	-	(533,055)	568,618	-	-	-	2,438,440
7 Baker Valley Unified	124.67	137,620	(23,890)	(8,616)	1,262	-	-	-	-	106,376
8 Barstow Unified	5,784.59	6,385,468	(6,387,129)	(63,184)	(244,683)	-	-	-	-	(309,528)
9 Bear Valley Unified	1,969.26	2,173,818	(1,942,046)	-	-	-	-	-	-	231,772
10 Excelsior Charter School	2,256.22	2,490,586	(76,487)	-	-	-	-	-	(98,420)	2,315,679
11 Excelsior Charter School Corona-Norco	136.90	151,121	-	-	-	-	-	-	(5,054)	146,067
12 Health Sciences High and Middle College	474.38	523,656	-	-	-	-	(55,290)	30,000	(28,196)	470,170
13 Helendale Elementary	1,061.49	1,171,753	(1,223,074)	(5,744)	505,747	-	-	-	-	448,682
14 Hesperia Unified	21,445.87	23,673,572	(15,763,689)	-	(907,140)	-	-	-	-	7,002,742
15 Lucerne Valley Unified	1,025.43	1,131,947	(1,619,387)	-	875,754	-	-	-	-	388,314
16 Needles Unified	912.50	1,007,286	(2,296,459)	-	1,741,454	-	-	-	-	452,281
17 Oro Grande Elementary	5,754.12	6,351,832	(664,141)	-	(243,394)	-	-	-	-	5,444,298
18 Silver Valley Unified	1,910.10	2,108,513	(173,163)	-	-	-	-	-	-	1,935,350
19 Snowline Joint Unified	7,405.18	8,174,397	(8,511,973)	-	(313,232)	3,769	-	-	-	(647,039)
20 Trona Joint Unified	219.08	241,837	(508,957)	-	508,957	-	-	-	-	241,837
21 Victor Elementary	11,659.05	12,870,140	(17,381,652)	-	(493,167)	-	-	-	-	(5,004,679)
22 Victor Valley Union High	11,692.01	12,906,524	(9,778,958)	-	(494,561)	-	-	-	-	2,633,005
23 SELPA Low Incidence Entitlement (0296)	-	2,482,000	-	-	-	-	-	-	-	2,482,000
24 SELPA Related Services (0297)	-	-	11,707,507	-	-	-	-	-	-	11,707,507
25 Intensive Therapeutic Services (029P)	-	-	1,135,587	-	-	-	-	-	-	1,135,587
26 SELPA PS/RS (0293)	-	3,447,752	-	-	-	-	-	-	-	3,447,752
27 SELPA Out-of-Home (298B)	-	5,923,043	-	-	-	(572,387)	-	-	-	5,350,656
28 SELPA X-Pot (0292)	-	-	-	-	-	-	-	-	-	-
29 SELPA Revenue Pool (029C)	-	-	-	-	-	-	55,290	(30,000)	222,376	247,666
30 SELPA State & Federal Mental Health	-	-	-	-	-	-	-	-	-	-
31 DMCC MHS (483F)	-	-	6,032,369	-	-	-	-	-	-	6,032,369
32 Total	96,101.99	117,937,433	-	-	0	-	-	-	-	117,937,433

Desert Mountain SELPA
Schedule A - Special Education Revenue Distribution Overview
2024-25 P-2 Projection

	Revenue Distribution			
	K	L	M	N
	County Property Tax Resource 6500	Local Assistance Resource 3310	AB602 Apportionment Resource 6500	Adjusted Apportionment
1 Local Education Agency				
2 County Operated Programs	6,440,462	2,230,879	60,058,227	68,729,569
3 Academy for Academic Excellence	-	208,271	1,054,836	1,263,107
4 Norton Science and Language Academy	-	241,226	679,302	920,528
5 Adelanto Elementary	-	1,368,264	(3,041,338)	(1,673,075)
6 Apple Valley Unified	-	2,477,772	(39,332)	2,438,440
7 Baker Valley Unified	-	21,091	85,285	106,376
8 Barstow Unified	-	1,256,219	(1,565,747)	(309,528)
9 Bear Valley Unified	-	374,361	(142,589)	231,772
10 Excelsior Charter School	-	487,724	1,827,955	2,315,679
11 Excelsior Charter School Corona-Norco	-	25,045	121,021	146,067
12 Health Sciences High and Middle College	-	139,726	330,444	470,170
13 Helendale Elementary	-	185,862	262,820	448,682
14 Hesperia Unified	-	4,251,849	2,750,893	7,002,742
15 Lucerne Valley Unified	-	196,611	191,703	388,314
16 Needles Unified	-	205,635	246,646	452,281
17 Oro Grande Elementary	-	1,007,084	4,437,213	5,444,298
18 Silver Valley Unified	-	499,797	1,435,552	1,935,350
19 Snowline Joint Unified	-	1,596,307	(2,243,347)	(647,039)
20 Trona Joint Unified	-	67,229	174,608	241,837
21 Victor Elementary	-	2,136,286	(7,140,965)	(5,004,679)
22 Victor Valley Union High	-	2,342,591	290,414	2,633,005
23 SELPA Low Incidence Entitlement (0296)	-	-	2,482,000	2,482,000
24 SELPA Related Services (0297)	-	-	11,707,507	11,707,507
25 Intensive Therapeutic Services (029P)	-	-	1,135,587	1,135,587
26 SELPA PS/RS (0293)	-	-	3,447,756	3,447,756
27 SELPA Out-of-Home (298B)	-	-	5,350,656	5,350,656
28 SELPA X-Pot (0292)	-	-	-	-
29 SELPA Revenue Pool (029C)	-	-	247,666	247,666
30 SELPA State & Federal Mental Health	-	-	-	-
31 DMCC MHS (483F)	-	-	6,032,369	6,032,369
32 Total	6,440,462	21,319,829	90,177,142	117,937,433

Desert Mountain SELPA
Schedule B - Funding Exhibit
2024-25 P-2 Projection

COLA [EC 56836.14]		
Cost-of-Living Adjustment (COLA) Factor	A-1	1.07%
SECTION ADA and RATES		
Number of LEAs in SELPA	AR-1	21
SELPA funded ADA	AR-2	96,101.99
2019-20 SELPA funded ADA	AR-3	100,926.64
Prior year SELPA Base Rate	AR-4	887.41
Current Year Minimum SELPA Base Rate	AR-5	896.8992222800
SELPA Base Rate (Greater of AR-4 or AR-5)	AR-6	896.8992222800
BASE GRANT FUNDING [EC 56836.148]		
Total Base Grant Entitlement	B-1	86,193,800.10
Base Proration Factor	B-2	1.00
Total Adjusted Base Grant Entitlement (B-1 * B-2)	B-3	86,193,800.10
GENERAL FUNDING [EC 56836.15]		
Local Special Education Property Taxes [EC 2572]	C-1	6,440,462.00
Applicable Excess ERAF	C-2	-
Total Deductions (C-1 + C-2)	C-3	6,440,462.00
Net Funding Entitlement (B-3 - C-3)	C-4	79,753,338.10
PROGRAM SPECIALISTS/REGIONALIZED SERVICES (PS/RS) [EC 56836.24 & EC 56836.31]		
2019-20 SELPA Funded ADA	D-1	100,926.64
Prior Year Statewide PS/RS Rate	D-2	19.7905018
Current Year Statewide PS/RS Rate (D-2 * A-1)	D-3	20.0023
Apportionment		
NSS ADA Threshold	D-4	-
Qualifying NSS ADA Adjustment (If D-4 > D-1, then D-4 - D-1; else 0)	D-5	-
NSS PS/RS Entitlement (D-3 * D-5)	D-6	-
NSS PS/RS Proration Factor	D-7	1.00
NSS PS/RS Apportionment (D-6 * D-7)	D-8	-
PS/RS Apportionment		
PS/RS Entitlement (D-1 * D-3)	D-9	2,018,760.91
PS/RS Proration Factor	D-10	1.00
PS/RS Apportionment (D-9 * D-10)	D-11	2,018,760.91
Total PS/RS Apportionment (D-8 + D-11)	D-12	2,018,760.91
LOW INCIDENCE [EC 56836.22]		
CALPADS Fall 1 Prior Year Low Incidence Pupil Counts	E-1	680
Low Incidence Rate	E-2	3,650.0000000000
Low Incidence Apportionment (E-1 * E-2)	E-3	2,482,000.00
OUT-OF-HOME CARE [EC 56836.168]		
Out-of-Home Care Apportionment	F-1	5,923,043.00
EXTRAORDINARY COST POOL FOR NONPUBLIC NONSECTARIAN SCHOOLS (NPS) / LICENSED CHILDRENS INSTITUTIONS (LCI) & NSS MENTAL HEALTH SERVICES [EC 56836.21]		
NPS/LCI Extraordinary Cost Pool Apportionment	G-1	-
NSS Mental Health Services Extraordinary Cost Pool Apportionment	G-2	-
Total Extraordinary Cost Pool Apportionment (G-1 + G-2)	G-3	-
ADJUSTMENT FOR NSS WITH DECLINING ENROLLMENT [EC 56214]		
2019-20 Adjustment for NSS with Declining ADA Only	H-1	-
Total 2019-20 Statewide Adjustment for NSS	H-2	-
Percentage of 2019-20 Adjustment for NSS (If H-1 = 0, then 0, else H-1 / H-2)	H-3	-
Current Year Appropriation Increase	H-4	-
Proportionate Share (H-3 * H-4)	H-5	-
Total Adjustment for NSS with Declining Enrollment (H-1 + H-5)	H-6	-

Desert Mountain SELPA
Schedule B - Funding Exhibit
2024-25 P-2 Projection

APPORTIONMENT SUMMARY		
Net Funding Entitlement (C-4)	I-1	79,753,338.10
PS/RS Apportionment (D-11)	I-2	2,018,760.91
Low Incidence (E-3)	I-3	2,482,000.00
Out-of-Home Care Apportionment (F-1)	I-4	5,923,043.00
Extraordinary Cost Pool Apportionment (G-3, Annual Only; else 0)	I-5	-
Adjustment for NSS with Declining Enrollment (H-6)	I-6	-
Total Apportionment (Sum of I-1 through I-6)	I-7	90,177,142
Property Taxes and Excess ERAF		6,440,462
Total AB 602 Funding		96,617,604
Federal Local Assistance		21,319,829
Total Funding with Local Assistance		117,937,433
Less PS/RS		(2,018,761)
Less PS/RS Adjustment Allocation Methodology) Base + Property Tax * 4%	3,447,752.00	(1,428,991)
Less Low Incidence Materials & Equipment (K-8)		(2,482,000)
Less Out of Home Care (K-9)		(5,923,043)
Total Funding (Equally Distributed per ADA)		106,084,638
SELPA ADA Schedule C		96,101.99
AB602 Funding per ADA		1,103.88

LEA	Funded ADA	Base Rate 896.90
County Operated Programs	119.44	107,125.64
Academy for Academic Excellence	1409.84	1,264,484.40
Norton Science and Language Academy	1105.52	991,540.03
Adelanto Elementary	7034.28	6,309,040.26
Apple Valley Unified	12602.06	11,302,777.81
Baker Valley Unified	124.67	111,816.43
Barstow Unified	5784.59	5,188,194.27
Bear Valley Unified	1969.26	1,766,227.76
Excelsior Charter School	2256.22	2,023,601.96
Excelsior Charter School Corona-Norco	136.9	122,785.50
Health Sciences High and Middle College	474.38	425,471.05
Helendale Elementary	1061.49	952,049.56
Hesperia Unified	21445.87	19,234,784.12
Lucerne Valley Unified	1025.43	919,707.37
Needles Unified	912.5	818,420.54
Oro Grande Elementary	5754.12	5,160,865.75
Silver Valley Unified	1910.1	1,713,167.20
Snowline Joint Unified	7405.18	6,641,700.18
Trona Joint Unified	219.08	196,492.68
Victor Elementary	11659.05	10,456,992.88
Victor Valley Union High	11692.01	10,486,554.68
Total	96,101.99	86,193,800.10

Desert Mountain SELPA
Schedule B - Funding Exhibit
2024-25 P-2 Projection

	2023-24 District Countywide Charter District Charter ADA	2023-24 County ADA	2023-24 Funded ADA
1 LEA			
2 County Operated Programs	-	119.44	119.44
3 Academy for Academic Excellence	1,409.84	-	1,409.84
4 Norton Science and Language Academy	1,105.52	-	1,105.52
5 Adelanto Elementary	6,918.17	116.11	7,034.28
6 Apple Valley Unified	12,481.95	120.11	12,602.06
7 Baker Valley Unified	120.71	3.96	124.67
8 Barstow Unified	5,722.59	62.00	5,784.59
9 Bear Valley Unified	1,950.15	19.11	1,969.26
10 Excelsior Charter School	2,256.22	-	2,256.22
11 Excelsior Charter School Corona-Norco	136.90	-	136.90
12 Health Sciences High and Middle College	474.38	-	474.38
13 Helendale Elementary	1,049.28	12.21	1,061.49
14 Hesperia Unified	21,303.12	142.75	21,445.87
15 Lucerne Valley Unified	1,001.86	23.57	1,025.43
16 Needles Unified	844.58	67.92	912.50
17 Oro Grande Elementary	5,750.42	3.70	5,754.12
18 Silver Valley Unified	1,904.19	5.91	1,910.10
19 Snowline Joint Unified	7,311.52	93.66	7,405.18
20 Trona Joint Unified	213.81	5.27	219.08
21 Victor Elementary	11,404.20	254.85	11,659.05
22 Victor Valley Union High	11,578.05	113.96	11,692.01
23 Total	94,937.46	1,164.53	96,101.99

Desert Mountain SELPA
Schedule B - Funding Exhibit
2024-25 P-2 Projection

		2022-23 Annual R-1							
1	LEA	District ADA	Countywide Charter	District Charter ADA	Subtotal District/Charter	County ADA	ADA Rported by County OOS Tuition	Subtotal County	Total 2021-22
2	County Operated Programs	-	-	-	-	111.23	-	111.23	111.23
3	Academy for Academic Excellence	-	-	1,378.08	1,378.08		-	-	1,378.08
4	Norton Science and Language Academy	-	1,042.88	-	1,042.88		-	-	1,042.88
5	Adelanto Elementary	6,897.27	-	-	6,897.27		83.35	83.35	6,980.62
6	Apple Valley Unified	12,173.78	-	-	12,173.78		99.66	99.66	12,273.44
7	Baker Valley Unified	116.46	0	-	116.46		2.90	2.90	119.36
8	Barstow Unified	5,617.54	-	-	5,617.54		58.09	58.09	5,675.63
9	Bear Valley Unified	1,921.90	-	-	1,921.90		18.44	18.44	1,940.34
10	Excelsior Charter School	-	2,256.22	-	2,256.22		-	-	2,256.22
11	Excelsior Charter School Corona-Norco	-	-	132.15	132.15		-	-	132.15
12	Health Sciences High and Middle College	-	-	474.38	474.38		-	-	474.38
13	Helendale Elementary	630.08	-	412.67	1,042.75		13.92	13.92	1,056.67
14	Hesperia Unified	20,698.12	-	-	20,698.12		100.02	100.02	20,798.14
15	Lucerne Valley Unified	927.95	-	-	927.95		16.02	16.02	943.97
16	Needles Unified	825.29	-	-	825.29		60.49	60.49	885.78
17	Oro Grande Elementary	81.33	-	5,355.22	5,436.55		2.92	2.92	5,439.47
18	Silver Valley Unified	1,806.48	-	-	1,806.48		4.33	4.33	1,810.81
19	Snowline Joint Unified	7,277.49	-	-	7,277.49		82.84	82.84	7,360.33
20	Trona Joint Unified	213.81	-	-	213.81		4.83	4.83	218.64
21	Victor Elementary	10,856.81	-	434.39	11,291.20		201.74	201.74	11,492.94
22	Victor Valley Union High	10,388.27	-	822.65	11,210.92		108.64	108.64	11,319.56
23	Total	80,432.58	3,299.10	9,009.54	92,741.22	111.23	858.19	969.42	93,710.64

Desert Mountain SELPA
Schedule B - Funding Exhibit
2024-25 P-2 Projection

		2023-24 P-2							
1	LEA	District ADA	Countywide Charter	District Charter ADA	Subtotal District/Charter	County ADA	ADA Rported by County OOS Tuition	Subtotal County	Total 2022-23
2	County Operated Programs	-	-	-	-	119.44	-	119.44	119.44
3	Academy for Academic Excellence	-	-	1,409.84	1,409.84		-	-	1,409.84
4	Norton Science and Language Academy	-	1,105.52	-	1,105.52		-	-	1,105.52
5	Adelanto Elementary	6,918.17	-	-	6,918.17		116.11	116.11	7,034.28
6	Apple Valley Unified	12,481.95	-	-	12,481.95		120.11	120.11	12,602.06
7	Baker Valley Unified	120.71	-	-	120.71		3.96	3.96	124.67
8	Barstow Unified	5,722.59	-	-	5,722.59		62.00	62.00	5,784.59
9	Bear Valley Unified	1,950.15	-	-	1,950.15		19.11	19.11	1,969.26
10	Excelsior Charter School	-	2,100.67	-	2,100.67		-	-	2,100.67
11	Excelsior Charter School Corona-Norco	-	-	136.90	136.90		-	-	136.90
12	Health Sciences High and Middle College	-	-	460.45	460.45		-	-	460.45
13	Helendale Elementary	648.21	-	401.07	1,049.28		12.21	12.21	1,061.49
14	Hesperia Unified	21,303.12	-	-	21,303.12		142.75	142.75	21,445.87
15	Lucerne Valley Unified	1,001.86	-	-	1,001.86		23.57	23.57	1,025.43
16	Needles Unified	844.58	-	-	844.58		67.92	67.92	912.50
17	Oro Grande Elementary	80.55	-	5,669.87	5,750.42		3.70	3.70	5,754.12
18	Silver Valley Unified	1,904.19	-	-	1,904.19		5.91	5.91	1,910.10
19	Snowline Joint Unified	7,311.52	-	-	7,311.52		93.66	93.66	7,405.18
20	Trona Joint Unified	211.34	-	-	211.34		5.27	5.27	216.61
21	Victor Elementary	10,964.83	-	439.37	11,404.20		254.85	254.85	11,659.05
22	Victor Valley Union High	10,624.06	-	953.99	11,578.05		113.96	113.96	11,692.01
23	Total	82,087.83	3,206.19	9,471.49	94,765.51	119.44	1,045.09	1,164.53	95,930.04

Desert Mountain SELPA
Schedule B - Funding Exhibit
2024-25 P-2 Projection

		2024-25 P-2 Projection							
1	LEA	District ADA	Countywide Charter	District Charter ADA	Subtotal District/Charter	County ADA	ADA Rported by County OOS Tuition	Subtotal County	Total 2023-24
2	County Operated Programs	-	-	-	-	119.44	-	119.44	119.44
3	Academy for Academic Excellence	-	-	1,409.84	1,409.84		-	-	1,409.84
4	Norton Science and Language Academy	-	1,105.52	-	1,105.52		-	-	1,105.52
5	Adelanto Elementary	6,918.17	-	-	6,918.17		116.11	116.11	7,034.28
6	Apple Valley Unified	12,481.95	-	-	12,481.95		120.11	120.11	12,602.06
7	Baker Valley Unified	120.71	-	-	120.71		3.96	3.96	124.67
8	Barstow Unified	5,722.59	-	-	5,722.59		62.00	62.00	5,784.59
9	Bear Valley Unified	1,950.15	-	-	1,950.15		19.11	19.11	1,969.26
10	Excelsior Charter School	-	2,100.67	-	2,100.67		-	-	2,100.67
11	Excelsior Charter School Corona-Norco	-	-	136.90	136.90		-	-	136.90
12	Health Sciences High and Middle College	-	-	460.45	460.45		-	-	460.45
13	Helendale Elementary	648.21	-	401.07	1,049.28		12.21	12.21	1,061.49
14	Hesperia Unified	21,303.12	-	-	21,303.12		142.75	142.75	21,445.87
15	Lucerne Valley Unified	1,001.86	-	-	1,001.86		23.57	23.57	1,025.43
16	Needles Unified	844.58	-	-	844.58		67.92	67.92	912.50
17	Oro Grande Elementary	80.55	-	5,669.87	5,750.42		3.70	3.70	5,754.12
18	Silver Valley Unified	1,904.19	-	-	1,904.19		5.91	5.91	1,910.10
19	Snowline Joint Unified	7,311.52	-	-	7,311.52		93.66	93.66	7,405.18
20	Trona Joint Unified	211.34	-	-	211.34		5.27	5.27	216.61
21	Victor Elementary	10,964.83	-	439.37	11,404.20		254.85	254.85	11,659.05
22	Victor Valley Union High	10,624.06	-	953.99	11,578.05		113.96	113.96	11,692.01
23	Total	82,087.83	3,206.19	9,471.49	94,765.51	119.44	1,045.09	1,164.53	95,930.04

Desert Mountain SELPA
Schedule C - Purchased Services

	A	B	C	D	E	F	G	H	I
	Local Education Agency	SELPA Related Services and Education Support	Intensive Therapeutic Services	DM Children's Center Mental Health Services	County Regional Services	Served by Other Districts	Served for Other Districts	Total Purchased Services	Preschool Assessments
1	Local Education Agency								
2	County Operated Programs	-	-	-	68,413,914	-	-	68,413,914	183,808
3	Academy for Academic Excellence	(169,890)	-	-	(21,628)	-	-	(191,518)	-
4	Norton Science and Language Academy	(204,388)	-	-	-	-	-	(204,388)	-
5	Adelanto Elementary	(132,787)	(54,411)	(452,212)	(8,342,425)	(169,418)	117,016	(9,034,237)	(106,264)
6	Apple Valley Unified	(1,917,624)	(250,897)	(1,194,968)	(8,138,878)	(51,395)	45,533	(11,508,229)	-
7	Baker Valley Unified	(3,906)	(6,046)	-	(11,542)	(2,396)	-	(23,890)	(8,616)
8	Barstow Unified	(1,107,214)	(295,233)	(425,747)	(4,356,569)	(202,366)	-	(6,387,129)	(63,184)
9	Barstow Unified (Nurse)	-	-	-	-	-	-	-	-
10	Bear Valley Unified	(302,684)	(53,404)	-	(1,530,958)	-	-	(1,887,046)	-
11	Bear Valley Unified (Nurse)	-	-	-	(55,000)	-	-	(55,000)	-
12	Excelsior Charter School	(75,507)	-	-	(980)	-	-	(76,487)	-
13	Excelsior Charter School Corona-Norco	-	-	-	-	-	-	-	-
14	Health Sciences High and Middle College	-	-	-	-	-	-	-	-
15	Helendale Elementary	(100,893)	(12,091)	-	(1,102,304)	(14,932)	7,146	(1,223,074)	(5,744)
16	Hesperia Unified	(3,819,622)	(128,975)	(1,365,265)	(10,298,692)	(104,125)	22,990	(15,693,689)	-
17	Hesperia Unified (Joshua Circle Nurse-3Chords)	-	-	-	(70,000)	-	-	(70,000)	-
18	Lucerne Valley Unified	(172,495)	(11,084)	-	(1,432,367)	(3,441)	-	(1,619,387)	-
19	Needles Unified	-	-	-	(2,296,459)	-	-	(2,296,459)	-
20	Oro Grande Elementary	(214,153)	(2,015)	(124,848)	(323,125)	-	-	(664,141)	-
21	Silver Valley Unified	(13,018)	(9,069)	-	(355,867)	-	204,791	(173,163)	-
22	Snowline Joint Unified	(1,299,237)	(14,107)	(628,263)	(6,615,984)	(82,101)	127,719	(8,511,973)	-
23	Trona Joint Unified	-	-	-	(508,957)	-	-	(508,957)	-
24	Victor Elementary	(1,698,909)	(116,884)	(568,427)	(15,054,080)	(145,506)	225,154	(17,358,652)	-
25	Victor Elementary (Nurse)	-	-	-	(23,000)	-	-	(23,000)	-
26	Victor Valley Union High	(475,180)	(181,371)	(1,272,639)	(7,875,099)	(19,877)	45,208	(9,778,958)	-
27	Victor Valley Union High (Nurse)	-	-	-	-	-	-	-	-
28	SELPA Low Incidence Entitlement (0296)	-	-	-	-	-	-	-	-
29	DMCC MHS (483F)	-	-	6,032,369	-	-	-	6,032,369	-
30	SELPA Related Services (0297)	11,707,507	1,135,587	-	-	-	-	12,843,094	-
31	Total Purchased Services	-	-	-	-	(795,557)	795,557	-	-

Desert Mountain SELPA
Schedule D - Small District Protection

	A	B	C	C	D	E	F	G	H	I	J	K	L
	Local Education Agency	SPED Apportionment 6500/3310	Apportionment (Exclude LEAs < 2501 ADA)	% of Apportionment > 2500 LEA	Total Purchased Services	Revenue Less Purchased Services	Small District Shortfall	* Small District NPS/NPA (Includes Indemnity Offset)	Small District Costs (Transportation, Special Circumstances)	Small District Protection	Small District Guarantee - Green Highlight Guarantee > Apportionment	Less All Related - Itinerant - SELPA Services	Revised Small District Guarantee < 1500 ADA (Not to Exceed Apportionment)
1										3,633,174			
2	County Operated Programs	131,847	-	-	68,597,722	68,729,569	-	-	-	-	-	-	-
3	Academy for Academic Excellence	1,556,288	1,556,288	1.64%	(191,518)	1,364,770	-	-	-	(59,635)	-	-	-
4	Norton Science and Language Academy	1,220,357	1,220,357	1.29%	(204,388)	1,015,969	-	-	-	(46,763)	-	-	-
5	Adelanto Elementary	7,764,970	7,764,970	8.19%	(9,140,501)	(1,375,531)	-	-	-	(297,544)	-	-	-
6	Apple Valley Unified	13,911,106	13,911,106	14.67%	(11,508,229)	2,402,877	-	-	-	(533,055)	-	-	-
7	Baker Valley Unified	137,620	-	-	(32,506)	105,114	-	1,262	-	-	89,863	-	89,863
8	Barstow Unified	6,385,468	6,385,468	6.73%	(6,450,313)	(64,845)	-	-	-	(244,683)	-	-	-
9	Bear Valley Unified	2,173,818	-	-	(1,942,046)	231,772	-	-	-	-	-	-	-
10	Excelsior Charter School	2,490,586	-	-	(76,487)	2,414,099	-	-	-	-	-	-	-
11	Excelsior Charter School Corona-Norco	151,121	-	-	-	151,121	-	-	-	-	-	-	-
12	Health Sciences High and Middle College	523,656	-	-	-	523,656	-	-	-	-	-	-	-
13	Helendale Elementary	1,171,753	-	-	(1,228,818)	(57,065)	268,747	-	237,000	-	211,682	-	211,682
14	Hesperia Unified	23,673,572	23,673,572	24.97%	(15,763,689)	7,909,883	-	-	-	(907,140)	-	-	-
15	Lucerne Valley Unified	1,131,947	-	-	(1,619,387)	(487,440)	875,754	-	-	-	388,314	-	388,314
16	Needles Unified	1,007,286	-	-	(2,296,459)	(1,289,173)	1,741,454	-	-	-	452,281	-	452,281
17	Oro Grande Elementary	6,351,832	6,351,832	6.70%	(664,141)	5,687,691	-	-	-	(243,394)	-	-	-
18	Silver Valley Unified	2,108,513	-	-	(173,163)	1,935,350	-	-	-	-	-	-	-
19	Snowline Joint Unified	8,174,397	8,174,397	8.62%	(8,511,973)	(337,576)	-	-	-	(313,232)	-	-	-
20	Trona Joint Unified	241,837	-	-	(508,957)	(267,120)	508,957	-	-	-	253,535	-	241,837
21	Victor Elementary	12,870,140	12,870,140	13.57%	(17,358,652)	(4,488,512)	-	-	-	(493,167)	-	-	-
22	Victor Valley Union High	12,906,524	12,906,524	13.61%	(9,778,958)	3,127,566	-	-	-	(494,561)	-	-	-
23	SELPA Low Incidence Entitlement (0296)	2,482,000	-	-	-	2,482,000	-	-	-	-	-	-	-
24	SELPA Related Services (0297)	-	-	-	11,707,507	11,707,507	-	-	-	-	-	-	-
25	SELPA PS/RS (0293)	3,447,752	-	-	-	3,447,752	-	-	-	-	-	-	-
26	SELPA Out-of-Home (298B)	5,923,043	-	-	-	5,923,043	-	-	-	-	-	-	-
27	DMCC	-	-	-	7,167,956	7,167,956	-	-	-	-	-	-	-
28	Total	117,937,433	94,814,654	100.00%	23,000	117,960,433	3,394,912	1,262	237,000	(3,633,174)	1,395,676	-	1,383,978

Desert Mountain SELPA
Schedule E - Non-Public School/Agency

	A	B	C	D
		100% Funded NPS LCI	NPS ADA LCFF Offset for 100% LCI	Out-of-Home Funding for 100% LCI
1	Local Education Agency			
2	County Operated Programs	-	-	-
3	Academy for Academic Excellence	-	-	-
4	Norton Science and Language Academy	-	-	-
5	Adelanto Elementary	-	-	-
6	Apple Valley Unified	701,388	(132,770)	568,618
7	Baker Valley Unified	-	-	-
8	Barstow Unified	-	-	-
9	Bear Valley Unified	-	-	-
10	Excelsior Charter School	-	-	-
11	Excelsior Charter School Corona-Norco	-	-	-
12	Health Sciences High and Middle College	-	-	-
13	Helendale Elementary	-	-	-
14	Hesperia Unified	-	-	-
15	Lucerne Valley Unified	-	-	-
16	Needles Unified	-	-	-
17	Oro Grande Elementary	-	-	-
18	Silver Valley Unified	-	-	-
19	Snowline Joint Unified	4,915	(1,147)	3,769
20	Trona Joint Unified	-	-	-
21	Victor Elementary	-	-	-
22	Victor Valley Union High	-	-	-
23	Total	706,303	(133,916)	572,387

E	F	G
LEA Paid NPS/NPA Non-LCI	Less Indemnity (Maximum \$30,000)	Net District Paid NPS/NPA Costs
-	-	-
-	-	-
-	-	-
2,206,182	(30,000)	2,176,182
5,306,484	(30,000)	5,276,484
31,262	(30,000)	1,262
4,776,932	(30,000)	4,746,932
28,581	(28,581)	-
-	-	-
-	-	-
55,290	(30,000)	25,290
57,949	(30,000)	27,949
6,238,445	(30,000)	6,208,445
101,156	(30,000)	71,156
-	-	-
83,055	(30,000)	53,055
64,627	(30,000)	34,627
1,984,440	(30,000)	1,954,440
212,027	(30,000)	182,027
1,460,796	(30,000)	1,430,796
3,110,377	(30,000)	3,080,377
25,717,602	(448,581)	25,269,020

Desert Mountain SELPA
Schedule F - X-Pot Contribution

X-Pot Rate 266.00

	Local Education Agency	Pupil Count	X-Pot Contribution
1			
2	County Operated Programs	1,458	387,828
3	Academy for Academic Excellence	158	42,028
4	Norton Science and Language Academy	183	48,678
5	Adelanto Elementary	1,038	276,108
6	Apple Valley Unified	1,852	492,632
7	Baker Valley Unified	16	4,256
8	Barstow Unified	953	253,498
9	Bear Valley Unified	284	75,544
10	Excelsior Charter School	370	98,420
11	Excelsior Charter School Corona-Norco	19	5,054
12	Health Sciences High and Middle College	106	28,196
13	Helendale Elementary	141	37,506
14	Hesperia Unified	3,154	838,964
15	Lucerne Valley Unified	148	39,368
16	Needles Unified	156	41,496
17	Oro Grande Elementary	764	203,224
18	Silver Valley Unified	363	96,558
19	Snowline Joint Unified	1,211	322,126
20	Trona Joint Unified	51	13,566
21	Victor Elementary	1,541	409,906
22	Victor Valley Union High	1,759	467,894
29	Total	15,725	4,182,850
30	Total District Transfers (0292 - 8677)	13,431	3,572,646
31	Total LEA Charter (0292 - 5748)	836	222,376
32	DM Operations (2900) (0292 - 5748)	1,200	319,200
33	DM Operations (0295 - Infant) (0292 - 5748)	21	5,586
34	DM Operations (0495 - Preschool) (0292 - 5748)	237	63,042
35	Total	15,725	4,182,850

Desert Mountain SELPA
 Minimum Funding Requirement
 2022-23 Annual R-1 vs 2023-24 P-2
 Certified 6/19/24

	A	B	C	D	E	F	
LEA	2022-23 Annual R-1 Certified Funded ADA	2023-24 P-2 Certified Funded ADA	+/- ADA (Column B - Column A)	Percent Change in ADA by LEA	2022-23 Annual R-1 Certified AB602 Base Grant Funding	8.22% 2022-23 Annual R-1 Certified + COLA Column E x 8.22%	
1	County Operated Programs	111.23	119.44	8.21	7.381102%	89,673	97,044
2	Academy for Academic Excellence	1,393.60	1,409.84	16.24	1.165327%	1,123,515	1,215,868
3	Norton Science and Language Academy	1,042.88	1,105.52	62.64	6.006444%	840,766	909,877
4	Adelanto Elementary	7,753.93	7,034.28	(719.65)	-9.281100%	6,251,188	6,765,036
5	Apple Valley Unified	12,609.72	12,602.06	(7.66)	-0.060747%	10,165,907	11,001,545
6	Baker Valley Unified	122.35	124.67	2.32	1.896199%	98,638	106,746
7	Barstow Unified	6,047.80	5,784.59	(263.21)	-4.352161%	4,875,713	5,276,496
8	Bear Valley Unified	2,230.65	1,969.26	(261.39)	-11.718109%	1,798,341	1,946,165
9	Excelsior Charter School	2,256.22	2,256.22	-	0.000000%	1,818,956	1,968,474
10	Excelsior Charter School Corona-Norco	132.15	136.90	4.75	3.594400%	106,539	115,296
11	Health Sciences High and Middle College	578.00	537.91	(40.09)	-6.935986%	465,981	504,285
12	Helendale Elementary	1,088.87	1,061.49	(27.38)	-2.514533%	877,843	950,001
13	Hesperia Unified	21,024.97	21,445.87	420.90	2.001905%	16,950,249	18,343,560
14	Lucerne Valley Unified	943.97	1,025.43	81.46	8.629512%	761,025	823,581
15	Needles Unified	999.35	912.50	(86.85)	-8.690649%	805,672	871,898
16	Oro Grande Elementary	5,439.47	5,754.12	314.65	5.784571%	4,385,280	4,745,750
17	Silver Valley Unified	2,040.97	1,910.10	(130.87)	-6.412147%	1,645,422	1,780,676
18	Snowline Joint Unified	7,360.33	7,405.18	44.85	0.609348%	5,933,869	6,421,634
19	Trona Joint Unified	267.57	219.08	(48.49)	-18.122361%	215,714	233,446
20	Victor Elementary	12,371.58	11,659.05	(712.53)	-5.759410%	9,973,920	10,793,776
21	Victor Valley Union High	11,344.99	11,692.01	347.02	3.058795%	9,146,287	9,898,112
22	Total	97,160.60	96,165.52	(995.08)		78,330,498	84,769,265

Desert Mountain SELPA
 Minimum Funding Requirement
 2022-23 Annual R-1 vs 2023-24 P-2
 Certified 6/19/24

	G	H	I
LEA	2023-24 P-2 Certified AB602 Base Grant Funding	2023-24 Funding Requirement w/ADA Factor Applied Column D * Column F	+/- AB602 Base Grant Funding in Excess of Requirement
1 County Operated Programs	104,233	104,207	25
2 Academy for Academic Excellence	1,230,337	1,230,037	300
3 Norton Science and Language Academy	964,763	964,528	235
4 Adelanto Elementary	6,138,663	6,137,166	1,496
5 Apple Valley Unified	10,997,543	10,994,862	2,681
6 Baker Valley Unified	108,797	108,770	27
7 Barstow Unified	5,048,085	5,046,855	1,231
8 Bear Valley Unified	1,718,530	1,718,111	419
9 Excelsior Charter School	1,968,954	1,968,474	480
10 Excelsior Charter School Corona-Norco	119,470	119,441	29
11 Health Sciences High and Middle College	469,422	469,308	114
12 Helendale Elementary	926,339	926,113	226
13 Hesperia Unified	18,715,342	18,710,780	4,562
14 Lucerne Valley Unified	894,870	894,652	218
15 Needles Unified	796,319	796,125	194
16 Oro Grande Elementary	5,021,495	5,020,271	1,224
17 Silver Valley Unified	1,666,903	1,666,496	406
18 Snowline Joint Unified	6,462,339	6,460,764	1,575
19 Trona Joint Unified	191,186	191,140	47
20 Victor Elementary	10,174,598	10,172,118	2,480
21 Victor Valley Union High	10,203,362	10,200,875	2,487
22 Total	83,921,549	83,901,092	20,457

2023 Mental Health Average Daily Attendance Allocation Grant Award Notification						
Resource Code 3327						
California Department of Education						
Special Education Division						
January 19, 2024						
County Code	District Code	School Code	CDS Code	Local Educational Agency	Fiscal Year	Total
36	75077	3631207	36750773631207	Academy For Academic Excellence	23	\$17,600.00
36	67587	0000000	36675870000000	Adelanto Elementary	23	\$88,075.00
36	75077	0000000	36750770000000	Apple Valley Unified	23	\$155,450.00
36	73858	0000000	36738580000000	Baker Valley Unified	23	\$1,487.00
36	67611	0000000	36676110000000	Barstow Unified	23	\$71,732.00
36	67637	0000000	36676370000000	Bear Valley Unified	23	\$24,549.00
36	10363	3630761	36103633630761	Excelsior Charter	23	\$28,814.00
36	67736	0000000	36677360000000	Helendale Elementary	23	\$13,317.00
36	75044	0000000	36750440000000	Hesperia Unified	23	\$264,071.00
36	75051	0000000	36750510000000	Lucerne Valley Unified	23	\$11,848.00
36	67801	0000000	36678010000000	Needles Unified	23	\$10,528.00
36	10363	0115808	36103630115808	Norton Science And Language Academy	23	\$13,318.00
36	67827	0000000	36678270000000	Oro Grande	23	\$69,429.00
36	10363	0000000	36103630000000	San Bernardino County Office Of Education	23	\$22,888.00
36	73890	0000000	36738900000000	Silver Valley Unified	23	\$23,022.00
36	73957	0000000	36739570000000	Snowline Joint Unified	23	\$92,981.00
36	67892	0000000	36678920000000	Trona Joint Unified	23	\$2,731.00
36	67918	0000000	36679180000000	Victor Elementary	23	\$144,130.00
36	67934	0000000	36679340000000	Victor Valley Union High	23	\$143,138.00
Total						\$1,199,108.00

Acronym Legend:

LEA: Local Educational Agency
SACS: Standardized Account Code Structure
CDE: California Department of Education
PCA: Program Cost Account
U.S.C. United States Code

Return completed form to:

Mental Health ADA Team at
MHADA@cde.ca.gov

Special Education Federal Grant: Expenditure Report Mental Health Average Daily Attendance Allocation

Grant Fiscal Year: PCA: 15197 SACS Resource Code: 3327

Name of Grant Program: Mental Health Average Daily Attendance Allocation

Grantee (LEA) Name: Unique Entity ID (UEI):

Mental Health Region Group: Vendor Number: Suffix:

Refer to the AO-400 (GAN) to complete the section above.

Report Periods

Refer to the Expenditure Report Instructions for report periods 1-7, due dates, and reimbursement requirements.

Check the appropriate box(es) to indicate the reporting period for this report.

- | | |
|--|--|
| <input checked="" type="checkbox"/> Report 1 | <input type="checkbox"/> Report 5 |
| <input checked="" type="checkbox"/> Report 2 | <input type="checkbox"/> Report 6 |
| <input checked="" type="checkbox"/> Report 3 | <input type="checkbox"/> Report 7 |
| <input type="checkbox"/> Report 4 | <input checked="" type="checkbox"/> Final Report |

Final Report

The Grantee may submit a Final Expenditure Report (FER) prior to the award ending date if funds have been fully expended. Upon receipt of the FER, and required supplemental worksheet(s), the CDE will issue up to 100 percent of the total grant award. Please refer to either the GAN or the Expenditure Report Instructions for reporting requirements.

Expenditures Summary

Description	Amount
A. TOTAL GRANT AWARD AMOUNT	155,450.00
B. Prior Cumulative Actual Expenditures Reported	-
C. Current Actual Expenditures	155,450.00
D. TOTAL COMBINED ACTUAL EXPENDITURES (B and C)	155,450.00
E. Cash Payments Received	-
F. Reimbursement Claimed (D minus E)	155,450.00
G. Indicate Total Indirect Cost Rate: <input type="text"/> % Total Indirect Cost (enter dollar amount in box)	-
H. Unused Balance (A minus D)	-

Required Supplemental Forms

Detailed Summary of Mental Health Expenditures Worksheet

With the submission of each Expenditure Report, grantees are required to submit the Detailed Summary of Mental Health Expenditures Worksheet.

CMHA or Private Providers Worksheet

Grantees who engage services through Community Mental Health Affiliates (CMHA) or Private Providers (Object codes 5000–5999) are additionally required to complete and submit the CMHA or Private Providers Worksheet in tandem with the Expenditure Report and Detailed Summary of Mental Health Expenditures Worksheet.

Certification

By signing this report, I certify to the best of my knowledge and belief that the report is true, complete, and accurate, and the expenditures, disbursements, and cash receipts are for the purposes and objectives set forth in the terms and conditions of the Federal award. I am aware that any false, fictitious, or fraudulent information, or the omission of any material fact, may subject me to criminal, civil, or administrative penalties for fraud, false statements, false claims, or otherwise (U.S.C. Title 18, Section 1001 and Title 31, sections 3729–3730 and 3801–3812). Full records of receipts and expenditures have been maintained and are available for a period of five years after submission of a Final Expenditure Report.

Name and Title of Authorized Agent

Contact Person Name and Title

Contact information for Contact Person

--	--	--

Signature of Authorized Agent:

Date:

--	--

**FY 2023–24 Mental Health Average Daily Attendance Allocation, Resource Code 3327
 Detailed Summary of Mental Health Expenditures Worksheet
 (Refer to the AO-400 to complete report)**

Grantee: Apple Valley Unified			Return this completed form, in tandem with the Federal Expenditure Report, to: MHADA@cde.ca.gov
CDE Grant Number: 23–15197–XXXXX–XX	Total Grant Award	\$155,450	
Report Number and Report Period Please refer to the Expenditure Report Instructions for numbered reporting periods.		Report Number: Final	Reporting Period: July 1 2023 - June 30, 2024

Mental Health Average Daily Attendance (ADA) grant funds are solely for related mental health services that are required in a student's individualized education program (IEP). **Grantees must complete and submit this Detailed Summary of Mental Health Expenditures Worksheet to accompany each Special Education Federal Expenditure Report submission**, and have backup documentation of expenditures available upon request by the California Department of Education.

For instructions on how to complete the section below, please refer to the Expenditure Report Instructions, located on the Mental Health ADA Padlet at <https://padlet.com/aslater47/mental-health-ada-x12u44o60h632y2u>.

Object Code/Object Title		Prior Reported Expenditures	Current Report Expenditures	Year-to-Date Total Expenditures	Unused Balance
1000–1999 Certificated Personnel Salaries		Please add or subtract table lines, as appropriate.			
1200	Certificated Supervisors' and Administrators' Salaries (e.g. supervisory mental health staff)	\$0.00	\$0.00	\$0.00	
	Total Certificated Personnel Salaries	\$0.00	\$0.00	\$0.00	
2000–2999 Classified Personnel Salaries		Please add or subtract table lines, as appropriate.			
2200	Classified Support Salaries	\$0.00	\$0.00	\$0.00	
	Total Classified Personnel Salaries	\$0.00	\$0.00	\$0.00	
3000–3999 Employee Benefits		Please add or subtract table lines, as appropriate.			

FY 2023–24 Mental Health Average Daily Attendance Allocation, Resource Code 3327
Detailed Summary of Mental Health Expenditures Worksheet
(Refer to the AO-400 to complete report)

3000	Employee Benefits	\$0.00	\$0.00	\$0.00	
	Total Employee Benefits	\$0.00	\$0.00	\$0.00	
4000–4999 Books and Supplies		Please add or subtract table lines, as appropriate.			
4300	Materials and Supplies	\$0.00	\$0.00	\$0.00	
	Total Books and Supplies	\$0.00	\$0.00	\$0.00	
5000–5999 Services and Other Operating Expenditures		Please add or subtract table lines, as appropriate.			
* Note: Grantees who engage services through Community Mental Health Affiliates or Private Providers are additionally required to complete and submit the CMHA or Private Providers Worksheet in tandem with the Expenditure Report and Detailed Summary of Mental Health Expenditures Worksheet.					
* 5100	Subagreements for Services	\$0.00	\$0.00	\$0.00	
5200	Travel and Conferences (e.g., transportation of student to mental health service provider)	\$0.00	\$0.00	\$0.00	
5700	Transfers of Direct Costs	\$0.00	\$0.00	\$0.00	
* 5800	Professional/Consulting Services and Operating Expenditures (e.g., residential services, psychological services, all other direct mental health services)	\$0.00	\$0.00	\$0.00	
	Total Services and Other Operating Expenditures	\$0.00	\$0.00	\$0.00	
7000-7499 Other Outgo					
* Note: The Desert Mountain SELPA Local Plan centralizes mental health services for member LEAs in the Desert Mountain region. Combined federal funding supports costs associated with residential placements, oversight, and other special education mental health-related services. Expenditures are categorized at the SELPA level.					

FY 2023–24 Mental Health Average Daily Attendance Allocation, Resource Code 3327
Detailed Summary of Mental Health Expenditures Worksheet
 (Refer to the AO-400 to complete report)

* 7142	Other Tuition	\$0.00	\$155,450.00	\$155,450.00	
Total		\$0.00	\$155,450.00	\$155,450.00	
Indirect Allowable Costs		Please add or subtract table lines, as appropriate.			
(Object Codes 1000–5999 minus 5100) x (CDE Approved Indirect Rate: 8.5%) = Total Indirect Cost		\$0.00	\$0.00	\$0.00	
GrandTotal Expenditures		\$0.00	\$155,450.00	\$155,450.00	\$0.00



San Bernardino County Superintendent of Schools

MAIL PAYMENT TO :
Accounts Receivable
760 East Brier Drive
San Bernardino, CA 92408

Make all checks payable to "San Bernardino County Superintendent of Schools".

INVOICE

BILL TO:

Apple Valley Unified
12555 NAVAJO RD

APPLE VALLEY, CA 92308
(760) 247-8001
cindy_kunkel@avusd.org

INVOICE #

241182

Date

May 10, 2024

PO #

Date of Service	Description	Qty	Rate	Amount
05/10/24	2023-24 Federal Mental Health ADA Funds (RS 3327) to support the cost of residential placements and mental health services provided by the Desert Mountain SELPA and Desert Mountain Children's Center	1.00	155,450.00	155,450.00
				-
				-
				-
				-
				-
				-
				-
				-
				-
			Amount Due	\$ 155,450.00

Notes:

Deposit to: 01-3327-0-5001-0000-8710-000-DSMH

For questions concerning this invoice, please contact:

Sam Barker
(760) 961-4960
samuel.barker@cahelp.org

2023-24 Federal Mental Health ADA Grant

Information sourced from SEIS and Service Code 525

District of SPED Accountability:	APPLE VALLEY UNIFIED SCHOOL DIST
---	---

Total Student Count	Total Sum of Hours
227	4,654.67

SSID	Hours of Service
1	8
2	34.5
3	12
4	16.5
5	18
6	36
7	18
8	12
9	34.5
10	18
11	18
12	11
13	18
14	34.5
15	16.5
16	48

Principal Apportionment Summary

2024–25 Advance Principal Apportionment

LEGEND: AB 602 = Assembly Bill 602; ADA = Average Daily Attendance; Co. = County; COE = County (COE)
 Payment Type: 1 = Paid pursuant to Education Code (EC) Section 14041(a)(2); 2 = Paid pursuant to EC

County Code	District Code	Local Educational Agency	Special Education Mental Health Services (6546-8590) A-11
36	67736	Academy of Careers and Exploration	21,444
36	67587	Adelanto Elementary	574,592
36	75077	Apple Valley Unified	1,036,695
36	73858	Baker Valley Unified	10,025
36	67611	Barstow Unified	475,292
36	67637	Bear Valley Unified	161,971
36	67736	Helendale Elementary	53,837
36	75044	Hesperia Unified	1,769,341
36	67736	Independence Charter Academy	11,866
36	67827	Riverside Preparatory	184,654
36	75051	Lucerne Valley Unified	83,210
36	67827	Mojave River Academy Gold Canyon	19,338
36	67827	Mojave River Academy Marble City	20,502
36	67827	Mojave River Academy National Trails	62,055
36	67827	Mojave River Academy Oro Grande	67,671
36	67827	Mojave River Academy Rockview Park	27,494
36	67827	Mojave River Academy Route 66	38,919
36	67827	Mojave River Academy Silver Mountain	50,280
36	67801	Needles Unified	70,147
36	67918	Sixth Street Prep	18,198
36	67918	Mountain View Montessori Charter	18,293
36	67827	Oro Grande	6,690
36	10363	San Bernardino Co. Office of Education	169,254

Principal Apportionment Summary

2024–25 Advance Principal Apportionment

LEGEND: AB 602 = Assembly Bill 602; ADA = Average Daily Attendance; Co. = County; COE = County (COE)
Payment Type: 1 = Paid pursuant to Education Code (EC) Section 14041(a)(2); 2 = Paid pursuant to EC

County Code	District Code	Local Educational Agency	Special Education Mental Health Services (6546-8590) A-11
36	73890	Silver Valley Unified	158,153
36	73957	Snowline Joint Unified	607,262
36	67892	Trona Joint Unified	17,553
36	67918	Victor Elementary	910,690
36	67934	Victor Valley Union High	882,386
TOTAL			\$ 7,527,812

Prepared by:

California Department of Education

School Fiscal Services Division

July 2024

Principal Apportionment Summary

2024–25 Advance Principal Apportionment

LEGEND: AB 602 = Assembly Bill 602; ADA = Average Daily Attendance; Co. = County; COE = County (Payment Type: 1 = Paid pursuant to Education Code (EC) Section 14041(a)(2); 2 = Paid pursuant to EC

County Code	District Code	Local Educational Agency	Special Education Mental Health Services (6546-8590) A-11
36	75077	Academy for Academic Excellence	117,095
36	10363	Excelsior Charter	174,472
36	10363	Norton Science and Language Academy	91,820
TOTAL			\$ 383,387

Prepared by:

California Department of Education

School Fiscal Services Division

July 2024

Desert Mountain SELPA - Districts
 2023-24 Maintenance of Effort Comparison Years

LEA	Comparison Year	Comparison Year (Excluding PCRA)
Adelanto Elementary (67587)		
Enrollment	1038	
State and Local	2022-23	\$ 20,215,031.34
State and Local Per Capita	2022-23	\$ 19,550.32
Local Only	2022-23	\$ 17,863,240.32
Local Only Per Capita	2022-23	\$ 17,275.86
Apple Valley Unified (75077)		
Enrollment	1852	
State and Local	2022-23	\$ 31,360,745.45
State and Local Per Capita	2022-23	\$ 20,114.62
Local Only	2022-23	\$ 27,677,142.25
Local Only Per Capita	2022-23	\$ 15,601.55
Baker Valley Unified (73858)		
Enrollment	16	
State and Local	2022-23	\$ 157,169.13
State and Local Per Capita	2019-20	\$ 10,949.55
Local Only	2020-21	\$ 50,719.39
Local Only Per Capita	2019-20	\$ 3,878.66
Barstow Unified (67611)		
Enrollment	953	
State and Local	2022-23	\$ 13,681,449.82
State and Local Per Capita	2022-23	\$ 13,847.62
Local Only	2022-23	\$ 12,377,116.75
Local Only Per Capita	2022-23	\$ 12,527.45
Bear Valley Unified (67637)		
Enrollment	284	
State and Local	2022-23	\$ 3,478,323.16
State and Local Per Capita	2022-23	\$ 12,511.96
Local Only	2022-23	\$ 2,678,548.47
Local Only Per Capita	2022-23	\$ 9,635.07
Helendale Elementary (67736)		
Enrollment	141	
State and Local	2022-23	\$ 1,210,499.26
State and Local Per Capita	2022-23	\$ 8,708.62
Local Only	2022-23	\$ 888,345.40
Local Only Per Capita	2022-23	\$ 6,390.97
Hesperia Unified (75044)		
Enrollment	3154	
State and Local	2022-23	\$ 55,244,053.57
State and Local Per Capita	2022-23	\$ 18,310.92
Local Only	2022-23	\$ 46,931,864.78
Local Only Per Capita	2022-23	\$ 15,555.81
Lucerne Valley Unified (75051)		
Enrollment	148	
State and Local	2021-22	\$ 1,623,294.16
State and Local Per Capita	2021-22	\$ 13,756.73
Local Only	2022-23	\$ 1,143,995.79
Local Only Per Capita	2020-21	\$ 10,180.33

Desert Mountain SELPA - Districts
 2023-24 Maintenance of Effort Comparison Years

LEA	Comparison Year	Comparison Year (Excluding PCRA)	
Needles Unified (67801)	Enrollment	156	
	State and Local	2022-23	\$ 1,099,300.04
	State and Local Per Capita	2020-21	\$ 8,618.74
	Local Only	2022-23	\$ 848,471.54
	Local Only Per Capita	2019-20	\$ 5,668.02
Oro Grande Elementary (67827)	Enrollment	764	
	State and Local	2022-23	\$ 4,429,338.95
	State and Local Per Capita	2015-16	\$ 13,172.98
	Local Only	2011-12	\$ 411,498.93
	Local Only Per Capita	2011-12	\$ 2,338.06
Silver Valley Unified (73890)	Enrollment	363	
	State and Local	2022-23	\$ 4,289,718.05
	State and Local Per Capita	2022-23	\$ 13,532.23
	Local Only	2022-23	\$ 2,419,314.05
	Local Only Per Capita	2022-23	\$ 7,631.91
Snowline Joint Unified (73957)	Enrollment	1211	
	State and Local	2022-23	\$ 15,938,743.19
	State and Local Per Capita	2022-23	\$ 13,811.73
	Local Only	2022-23	\$ 14,114,908.22
	Local Only Per Capita	2022-23	\$ 12,231.29
Trona Joint Unified (67892)	Enrollment	51	
	State and Local	2022-23	\$ 468,152.89
	State and Local Per Capita	2020-21	\$ 8,727.03
	Local Only	2020-21	\$ 259,297.30
	Local Only Per Capita	2020-21	\$ 5,516.96
Victor Elementary (67918)	Enrollment	1541	
	State and Local	2022-23	\$ 20,972,475.41
	State and Local Per Capita	2022-23	\$ 14,707.20
	Local Only	2022-23	\$ 17,707,320.51
	Local Only Per Capita	2022-23	\$ 12,656.51
Victor Valley Union High School District (67934)	Enrollment	1759	
	State and Local	2022-23	\$ 29,272,941.66
	State and Local Per Capita	2022-23	\$ 16,689.25
	Local Only	2022-23	\$ 25,831,464.57
	Local Only Per Capita	2022-23	\$ 14,727.17

Desert Mountain SELPA - Charters
 2023-24 Maintenance of Effort Comparison Years

LEA	Comparison Year	Comparison Year Amount (Less PCRA)
Academy for Academic Excellence		
Enrollment	158	
State and Local	2022-23	\$ 1,194,457.08
State and Local Per Capita	2016-17	\$ 8,195.42
Local Only	2013-14	\$ 534,170.65
Local Only Per Capita	2013-14	\$ 5,186.12
Norton Science and Language Academy		
Enrollment	183	
State and Local	2022-23	\$ 1,005,309.02
State and Local Per Capita	2015-16	\$ 8,984.48
Local Only	2017-18	\$ 317,524.00
Local Only Per Capita	2017-18	\$ 4,233.65
Excelsior Education Center		
Enrollment	370	
State and Local	2022-23	\$ 1,777,647.00
State and Local Per Capita	2022-23	\$ 5,167.58
Local Only	2022-23	\$ 1,856.80
Local Only Per Capita	2022-23	\$ 7.17
Excelsior Corona Norco		
Enrollment	19	
State and Local	2022-23	\$ 111,783.82
State and Local Per Capita	2018-19	\$ 17,513.67
Local Only	2022-23	\$ -
Local Only Per Capita	2022-23	\$ -
Health Science High & Middle College		
Enrollment	106	
State and Local	2022-23	\$ 569,804.79
State and Local Per Capita	2011-12	\$ 9,205.99
Local Only	2018-19	\$ 263,865.00
Local Only Per Capita	2011-12	\$ 3,860.70

8.1 Monthly Audiological Service Reports

No materials, verbal report only

Desert Mountain SELPA
2024-2025 Non-Public School Placement Report

	July				August				September				October				November				December			
	District Placed	Residential Placed	LCI/Foster Placed	TOTAL	District Placed	Residential Placed	LCI/Foster Placed	TOTAL	District Placed	Residential Placed	LCI/Foster Placed	TOTAL	District Placed	Residential Placed	LCI/Foster Placed	TOTAL	District Placed	Residential Placed	LCI/Foster Placed	TOTAL	District Placed	Residential Placed	LCI/Foster Placed	TOTAL
Adelanto	10	1		11	10	1		11																
Apple Valley	11	1	13	25	11	1	13	25																
Baker																								
Barstow	8	1		9	8	1		9																
Bear Valley	1			1	1			1																
Helendale																								
Hesperia	14	1	2	17	14		2	16																
Lucerne Valley	2	1		3	2	1		3																
Needles																								
Oro Grande																								
Silver Valley	3			3	3			3																
Snowline	10		2	12	10		2	12																
Trona																								
Victor Elem	7		1	8	7		1	8																
VVUHSD	23	2	2	27	23	2	2	27																
TOTALS	89	7	20	116	89	6	20	115																
2023-24 Totals	78	8	16	102	78	8	15	102	78	7	14	100	66	8	25	99	68	9	21	98	76	10	20	106
2022-23 Totals	70	5	6	81	70	5	6	81	70	6	9	85	75	6	11	92	73	6	8	87	75	5	9	89
2021-22 Totals	83	4	8	95	82	4	8	94	80	4	10	94	80	4	9	93	80	4	9	93	78	5	10	93
2020-21 Totals	78	6	16	100	69	6	15	90	81	4	18	103	80	4	18	102	80	4	17	101	83	4	17	104
2019-20 Totals	80	11	19	110	74	11	16	101	73	8	17	98	74	8	19	101	75	8	19	102	75	8	19	102
2018-19 Totals	56	18	10	84	63	15	10	88	66	15	13	94	76	13	15	103	81	12	17	110	82	12	17	111
2017-18 Totals	32	17	5	54	30	16	5	51	33	16	6	55	30	17	5	51	21	17	6	44	23	17	5	45

Upcoming Trainings

Date/Time	Event	Location
8/22/2024 1:00 PM - 4:00 PM	SEIS Training (Event ID# 247945)	VIRTUAL
8/27/2024 3:00 PM - 4:00 PM	EARLY CHILDHOOD PBIS TEAM TRAININGS	Q1 TRAINING - VIRTUAL
9/1/2024 8:00 AM - 4:00 PM	ECSE: PRESCHOOL TO TK/KINDER TRANSITION PLANNING AND ASSESSMENT (SELF-PACED COURSE)	VIRTUAL
9/10/2024 9:00 AM - 12:00 PM	SEIS ADMIN MEETING (Event ID# 253896)	DMESC
9/12/2024 9:00 AM - 12:00 PM	SEIS Training (Event ID# 247992)	VIRTUAL
9/13/2024 1:30 PM - 3:30 PM	ECSE COLLABORATIVE GROUP	VIRTUAL
9/13/2024 1:30 PM - 3:30 PM	PRESCHOOL SCHOOL PSYCHOLOGIST COLLABORATION MEETING	VIRTUAL
9/17/2024 2:30 AM - 4:00 AM	PHYSICAL THERAPY PROFESSIONAL LEARNING COLLABORATIVE	DMESC
9/17/2024 8:30 AM - 1:00 PM	TPP BEGINNING OF THE YEAR MEETING	DMESC
9/18/2024 8:30 AM - 3:30 PM	SCHOOL PSYCHOLOGISTS' COMMITTEE MEETING- THE NEUROPSYCHOLOGY OF READING DISORDERS: A FRAMEWORK FOR EFFECTIVE ASSESSMENTS AND	DMESC

For more information, visit the CAHELP Staff Development calendar ([url: www.cahelp.org/calendar](http://www.cahelp.org/calendar))
 17800 Highway 18, Apple Valley, California 92307
 (760) 552-6700 Office * (760) 242-5363 Fax

Upcoming Trainings

Date/Time	Event	Location
9/20/2024 8:00 AM - 4:00 PM	TRANSPORTATION SAFETY TRAINING	DMESC

For more information, visit the CAHELP Staff Development calendar ([url: www.cahelp.org/calendar](http://www.cahelp.org/calendar))
17800 Highway 18, Apple Valley, California 92307
(760) 552-6700 Office * (760) 242-5363 Fax



AAC Open Office Hours

Description:

Join us for AAC Open Office Hours, a session dedicated to augmentative and alternative communication (AAC). This session provides a supportive space for educators, speech-language pathologists, and assistants, to ask questions and share experiences. Don't miss this opportunity to improve communication strategies and support your students more effectively.

Presented by:

Iván Campos, M.S., CCC-SLP, Program Specialist

Cost:

Free. Continuation Education Units (CEUs) are not offered.

Audience:

SLPs, SLPAs, classroom teachers, and aides.

Location:

Virtual sessions per the dates, times, and links provided.

Special Accommodations:

Please submit any special accommodation requests at least fifteen working days prior to the training by notating your request when registering.

Details:

Participants can click any link on the scheduled date to participate in one or more of the following virtual sessions:

August 2024

Thursday, 15th | 2:00 - 4:00 pm

[Click here to join open forum.](#)

Monday, 26th | 8:00 - 10:00 am

[Click here to join open forum.](#)

September 2024

Thursday, 12th | 8:00 - 10:00 am

[Click here to join open forum.](#)

Wednesday, 25th | 2:00 - 4:00 pm

[Click here to join open forum.](#)

October 2024

Monday, 7th | 2:00 - 4:00 pm

[Click here to join open forum.](#)

Thursday, 24th | 8:00 - 10:00 am

[Click here to join open forum.](#)





TPP Beginning-of-the-Year Meeting

The TPP Beginning-of-the-Year Meeting is an annual event where the Desert Mountain SELPA Career Technical Education Team and TPP staff collaborate to enhance support for TPP participants. The meeting focuses on brainstorming new ideas, strategic planning, reviewing contract goals, and discussing upcoming workshops and paid work experiences for the academic year.

Presented by:

Bobbie Taylor
Project Manager, CTE

Date & Time:

September 17, 2024
Registration begins at 8:00 a.m.
Training time 8:30 a.m. - 1:00 p.m.

Cost:

No cost to attend

Location:

Desert Mountain Educational Service Center
17800 Highway 18
Apple Valley, CA 92307

Registration:

Please register [online on OMS](https://sbcss.k12oms.org/52-247070)
URL: <https://sbcss.k12oms.org/52-247070>

Audience:

Contracted Transition Partnership Program Staff

Special Accommodations:

Please submit any special accommodation requests at least fifteen working days prior to the training by notating your request when registering.



SAVE THE DATES

September 19, 2024

November 14, 2024

February 20, 2025

April 17, 2025

Please register for September 19th online on OMS
(URL: <https://sbcss.k12oms.org/52-253579>)

Please register for November 14th online on OMS
(URL: <https://sbcss.k12oms.org/52-253580>)

Please register for February 20th online on OMS
(URL: <https://sbcss.k12oms.org/52-253583>)

Please register for April 17th online on OMS
(URL: <https://sbcss.k12oms.org/52-253584>)

Why should you attend?

Empowering parents to play an active role in shaping the education of their children and the community as a whole. Creating a platform for collaboration, understanding, and positive change in the educational system .

Who should attend?

Any parents within the local community and local district administrators .

Email: Letitia.Macaraeg@cahelp.org

Phone: (760) 955-3552

Interpreting IEP Meetings (English-Spanish)



Interpreting IEP Meetings (English - Spanish) is a two-day, 12-hour workshop covering various topics that may be adjusted based on participants' English and Spanish language skills.

Topics include:

- Differences Between Translating and Interpreting
- Rights to Translation and Interpretation for Non-English or Limited English Proficiency Parents
- Professional Conduct of IEP Interpreters
- Preparing to Interpret an IEP Meeting
- Interpreting the First Part of the IEP (seating, modes of interpretation, tips)
- Interpreting the Second Part of the IEP (vocabulary memorization, annual goals, offer FAPE, parent consent)
- Sight-Translation: Definition and Techniques
- Best Practices for Interpreting on Zoom
- Online Resources and Mock IEP Practice

Presented by:

Leslie Williams, HOLA Language Services

Date & Time:

November 6 & 7, 2024

Registration begins at 8:30 a.m.

Training time 9:00 a.m. - 3:30 p.m. for both days.

Location:

Desert Mountain Educational Service Center
17800 Highway 18, Apple Valley, CA 92307

Cost:

Members: \$200.00

Non-member participants: \$300.00

Registration:

Please register [online on OMS](https://sbcss.k12oms.org/52-253605)

(URL: <https://sbcss.k12oms.org/52-253605>).

Audience:

(English - Spanish) General and special education teachers, special education directors, psychologists, and any educational professional participating in IEP meetings.

Special Accommodations:

Please submit any special accommodation requests at least fifteen working days prior to the training by notating your request when registering.



Email: letitia.macaraeg@cahelp.org

Phone: (760) 955-3552

Address: 17800 Highway 18, Apple Valley, CA 92307

© 2024 Intellectual Property of
California Association of Health and
Education Linked Professions JPA

SAVE THE DATE

Special Education Directors' Training

Special education directors will participate in trainings focusing on the needs or interests in the area of special education research, programs, or legal compliance.

October 18, 2024

Please register online on OMS

(URL: <https://sbcss.k12oms.org/52-250189>)

February 21, 2025

Please register online on OMS

(URL: <https://sbcss.k12oms.org/52-250195>)

April 18, 2025

Please register online on OMS

(URL: <https://sbcss.k12oms.org/52-250213>)

Phone: (760) 955-3552

Email: Letitia.Macaraeg@cahelp.org

Address: 17800 Highway 18, Apple Valley, CA 92307



CAHELP PREVENTION AND INTERVENTION PRESENTS
THE PBIS RECOGNITION EVENT 2024

An Elite Celebration

**SAVE
THE
DATE**

We hope to see you on Wednesday, September 25, 2024.
Please join us for an evening of celebrating your achievements.

5:00 - 7:00 PM | 17800 HIGHWAY 18, APPLE VALLEY



Transition Planning for All Students

This course is specifically designed to provide participants with an overview of the legal mandates and ethical requirements necessary to meet IDEA transition mandates for students with disabilities age 16 and older. An emphasis will be placed on transition services including the Individual Transition Plan (ITP), legal mandates, age appropriate assessments, measurable postsecondary and annual goals. Using the person-centered planning process, participants will learn how to generate student profiles essential in the required planning of postsecondary goals.

Presented by:

Bobbie Taylor, Project Manager
Isaac Medina, Project Manager

Date & Time:

November 7, 2024
Training time 9:00 a.m. - 12:00 p.m.

Location:

Virtual training, a link will be sent to each participant prior to the training date. This training may be recorded.

Cost:

There is no cost for this training.

Registration:

Please register [online on OMS](https://sbcss.k12oms.org/52-247073)
(URL: <https://sbcss.k12oms.org/52-247073>)

Audience:

Special education teachers, general education teachers, counselors, administrators, psychologists, and other interested support staff who work with the secondary student population.

Special Accommodations:

Please submit any special accommodation requests at least fifteen working days prior to the training by notating your request when registering.



8.4 Special Ed Connections Subscription

No materials, verbal report only