


## How to Use a Metered-Dose Inhaler with a Valved Holding Chamber (Spacer)

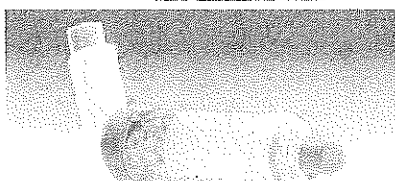
**Prime a brand-new inhaler:** Before using it for the first time, if you have not used it for more than 7 days, or if it has been dropped.



1. Shake inhaler 10 seconds.



2. Take the cap off the inhaler and valved holding chamber. Make sure the mouthpiece and valved holding chamber are clean and there is nothing inside the mouthpieces.



3. Put inhaler into the chamber/spacer.



4. Breathe out away from the device.



5. Put chamber mouthpiece in mouth.



6. Press inhaler once and breathe in deep and steadily.



7. Hold your breath for 10 seconds, then breathe out slowly.

If you need another puff of medicine, wait 1 minute and repeat steps 4-7.




8. Rinse with water and spit it out.

Proper inhalation technique is important when taking your asthma medicine(s) and monitoring your breathing. Make sure to bring all your medicines and devices to each visit with your primary care provider or pharmacist to check for correct use, or if you have trouble using them.

For more videos, handouts, tutorials and resources, visit [Lung.org](https://www.lung.org).

Scan the QR Code to access How-To Videos



You can also connect with a respiratory therapist for one-on-one, free support from the American Lung Association's Lung HelpLine at **1-800-LUNGUSA**.