



# Canvas Parent Observer Accounts

Parents can be an observer for their student's Canvas courses by linking their Canvas account to their student's account. This allows parents to see course content, assignments, and announcements.

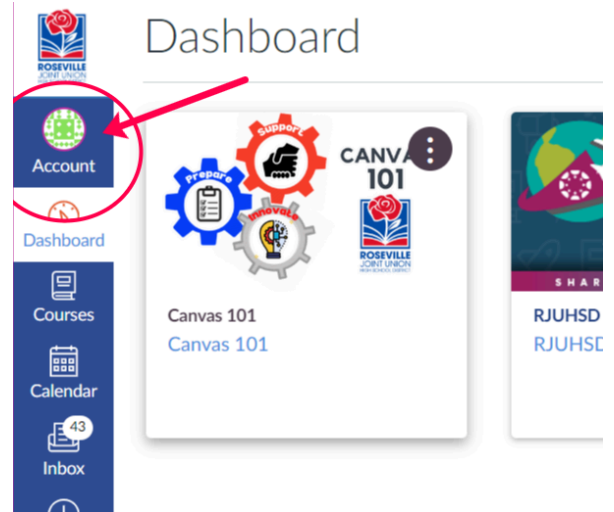


## How to set up an Observer Account

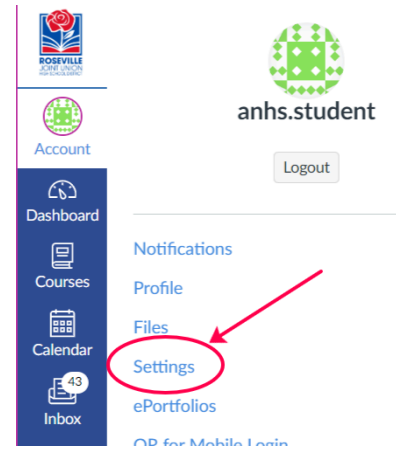
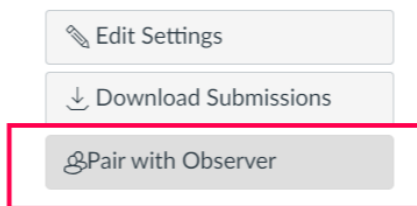
Video instructions: [bit.ly/rjuhsd-observer](https://bit.ly/rjuhsd-observer)

### 1. Get the Pairing Code from your student's Canvas profile

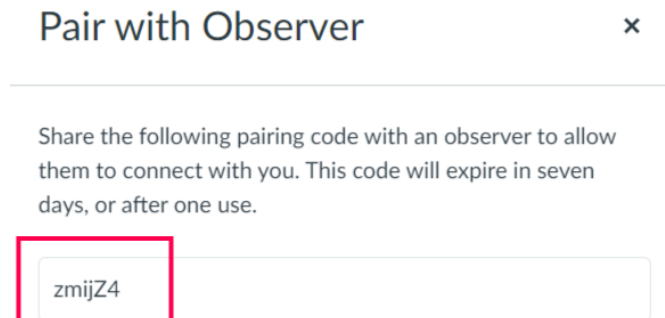
- Have your student log into Canvas and go into their **Account** (upper left corner of their dashboard)
- Click **“Settings”**
- On the lower right side, click **“Pair with Observer”**



- Click **“Settings”**
- On the lower right side, click **“Pair with Observer”**

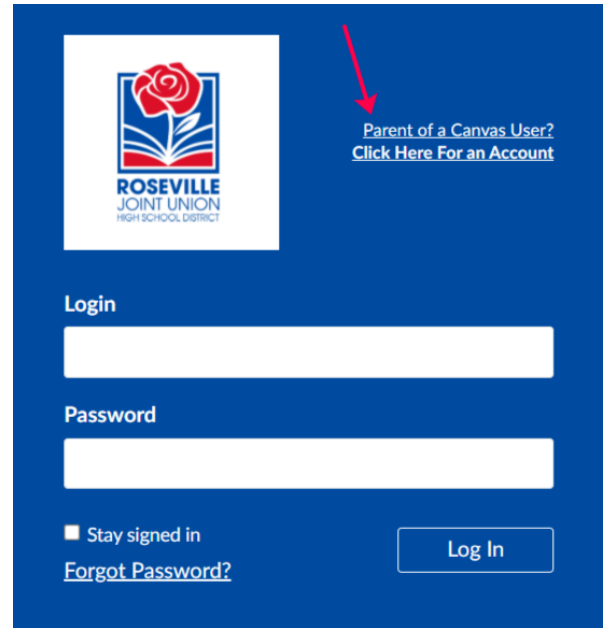


- Copy the Pairing Code *(it's case sensitive)*



2. Go to: [rjuhsd.instructure.com/login/canvas](https://rjuhsd.instructure.com/login/canvas)

and click **Parent of a Canvas User?**



### 3. Enter your Parent Signup Details

Name, Email, Password

Paste (or type) in the Student Pairing Code from Part 1.

*Note that it's case sensitive*

*Complete the Captcha to show you're a human.*

Click ***“Start Participating”***

**Additional Resources:** [Get the Canvas Parent mobile app](#)

**Questions? Email us at: [DLI@rjuhsd.us](mailto:DLI@rjuhsd.us)**