

ADOPTED BUDGET 2025-2026



Lake Oswego School District 7J

2455 Country Club Road
Lake Oswego, OR 97034



2025-2026

(For the Fiscal Year Ending June 30, 2026)

ADOPTED BUDGET

Prepared by the Business Services Department

Karen Jensen, Administrative Assistant

Natalie Smotkina, Senior Accountant

Margaret Breithaupt, CPA, Director of Business Services

Stuart Ketzler, CPA, Assistant Superintendent of Business Services



EXECUTIVE SUMMARY

This introductory section provides a condensed overview of the entire document, distilling critical information for stakeholders. It offers a preview of key data, graphical representations, and narrative elements found throughout the budget document.

- ◆ BUDGET DOCUMENT FORMAT
 - ◆ SUPERINTENDENT BUDGET MESSAGE
 - ◆ DETAILED DISCUSSION
 - ◆ BUDGET DEVELOPMENT PROCESS & TIMELINE
 - ◆ BOARD OF DIRECTORS
 - ◆ BUDGET COMMITTEE
 - ◆ BUDGET SUMMARY / COMPARISON
-





Budget Document Format

The budget document is separated into four main sections:

<p>Executive Summary</p> <p>This introductory section provides a condensed overview of the entire document, distilling critical information for stakeholders. It offers a preview of key data, graphical representations, and narrative elements found throughout the budget document.</p>	<p>Financial Section</p> <p>This section encompasses all essential financial information pertaining to the Lake Oswego School District's funds. It provides detailed descriptions of funds, significant revenue sources, and expenditure categories. Additionally, it offers numerical and graphical representations of general fund requirements.</p>
<p>Organizational Section</p> <p>Comprising foundational information about the Lake Oswego School District and its budget, this section includes details such as geographical coverage, school demographics, staffing figures, and important budgetary policies and procedures.</p>	<p>Informational Section</p> <p>Serving as a repository for essential legal documents crucial to the budget process, this section also includes a comprehensive glossary to aid stakeholders in understanding key terms and concepts.</p>



A Message from the Superintendent



Dear Lake Oswego School District Community,

As your superintendent, I am proud to present this year's budget report—an opportunity to reflect on the progress we've made and the challenges we face together. Notable achievements have marked this past year: our students continue to excel, our staff remain deeply committed to their craft, and our schools have earned state and national recognition. These successes reflect the strength of our learning community and the intentional investments we've made in student learning, well-being, and belonging.

Yet even as we celebrate this progress, we must confront a sobering reality. Like many school districts across Oregon, LOSD is facing a significant budget shortfall that will require reductions in staffing and services. These decisions are complex and challenging, especially in a district that values its people so profoundly, and they weigh heavily on all of us. We are moving forward with care, compassion, and a steadfast commitment to maintaining the high quality of education our students deserve.

Celebrating Our Progress

At the core of our work is a clear mission: to create a culture of belonging and educational excellence for every student. That mission drives our daily efforts, and we are proud to see it reflected in statewide recognition and student outcomes.

This year, LOSD was once again named the top school district in Oregon by Niche. In addition to earning recognition for having the best schools and teachers, we were also ranked the best place to teach in the state. These rankings draw on extensive public data and reviews from families and educators and affirm the strength of our learning community.

We also continue to lead in academic performance. According to the latest assessment data from the Oregon Department of Education, LOSD ranks highest among large, comprehensive K-12 districts in the state. These outcomes reflect our district's ongoing commitment to growth, rigor, and continuous improvement.

Our graduation rates tell a similar story of progress. The Class of 2024 from Lake Oswego, Lakeridge, and Harmony High Schools achieved a 96.32% graduation rate, up from 95.8% last year. Lakeridge and Lake Oswego High Schools alone posted a 97.34% rate. (Note: This districtwide figure does not include Parrott Creek, which is temporarily located within our boundaries while its permanent campus is under construction in Canby.)

Graduation rates represent more than a statistic—they reflect the collective impact of educators, support staff, and families from kindergarten through high school. They speak to the resilience and determination of

We are especially proud of the progress made by historically underserved students in LOSD schools:

- Students with an Individualized Education Plan (IEP): Graduation rate increased to 94.8% in 2024.
- Students who are English Learners: Graduation rates reached 100% in 2024.

These gains reflect targeted investments in student support, including inclusive instruction, mental health services, and staff training. Our goal is to ensure that students graduate fully prepared for success in life beyond high school.

Focusing on Growth and Development

Since 2019, LOSD has been committed to implementing a guaranteed and viable curriculum for every student, ensuring equal access to essential content and skills. Despite the disruptions of the pandemic, we have remained focused on this work, and we're beginning to see the long-term benefits.

Key strategies contributing to this progress include:

- Curriculum mapping to ensure all students access core content within available instructional time.
- Professional development to support curriculum adoptions and effective teaching practices.
- Instructional coaching from experienced math and literacy educators.
- LETRS training, now completed by 100% of LOSD teachers, to support evidence-based literacy instruction.
- Multi-Tiered Systems of Support (MTSS) to provide timely, targeted interventions.
- Comprehensive assessments including the Oregon Statewide Assessment System (OSAS), Advanced Placement (AP), SAT, ACT, and formative diagnostics.

As we move forward, we remain focused on ensuring that every student is supported, challenged, and empowered to thrive.

Advancing Our Strategic Priorities

Creating a culture of belonging is foundational to all we do. This year, we advanced this goal through:

- Expanding “Windows and Mirrors” materials that reflect both students’ own identities and the experiences of others.
- Launching new efforts to welcome and support new families, informed by feedback from our family surveys.
- Collaborating with community partners to host joint cultural celebrations and inclusive events.

Achieving equitable academic outcomes requires sustained commitment from every member of our staff. That means providing each student, regardless of their background or ability, with the tools they need to succeed.

This year, we began developing a districtwide plan for incorporating Artificial Intelligence (AI) in education. A cross-functional committee is guiding this effort to ensure every student can access practical and ethical AI learning opportunities.

We're also doubling down on a key indicator of student success: regular attendance. Students learn best when they're consistently in school, and we're partnering with families to reinforce the importance of daily engagement. Attendance patterns also influenced our calendar committee's recommendations and the adoption of our district calendar for the next two school years.

Academic outcomes also led our investments in updated instructional materials, including a new K-12 science curriculum that brings current content and practices into every classroom.

Promoting health and resiliency blends clear policy, curriculum, and community partnership. This year:

- Our new “off and away during the school day” cell phone policy has helped students stay more focused and engaged.
- Enhancing our Social Emotional Learning (SEL) curriculum to foster empathy, resilience, and inclusion.
- We expanded LOSD CARES—our Connection and Resilience Education Series—with QPR suicide prevention training, new parenting workshops, and community forums on mental health and safety.

These meaningful milestones—many driven by intentional investment—make the financial shortfall we face all the more painful.

Teaching and practicing sustainability continue to shape our curriculum and capital projects. The new River Grove Elementary, which opened this school year, has been nationally recognized for its sustainable design. The new Lake Oswego Middle School, currently under construction, will meet similarly high standards, and completion is expected in fall 2026.

We're also proud that every school now has a learning garden. These living classrooms are integrated into science and sustainability learning and our career and technical education (CTE) pathways.

Budget Shortfall Forecast

Like many districts across Oregon, LOSD is confronting significant budget constraints due to rising expenses and insufficient state funding. We are projecting a \$5 million increase in Public Employees' Retirement System (PERS) costs for fiscal year 2025–26, driven by lower-than-expected investment returns and rising payroll expenses. While we anticipated an increase, this figure nearly doubles our most conservative projections from last spring.

At the same time, the governor's proposed 2025-27 State School Fund allocation, though increased, is \$10 million short of what LOSD needs to cover our higher PERS obligations, rising operating costs, and current service levels.

Over the past several years, LOSD has used reserves to expand support for students, especially in the wake of the pandemic. Enrollment has remained steady, but the needs of our students have grown significantly. Since 2014, the number of students with IEPs has nearly doubled. These supports have been vital and have made a significant difference, as reflected in our 97% graduation rate.

Leveraging grants and reserves allowed us to delay reductions longer than many districts. These investments were essential, but they have depleted our financial cushion. We can no longer rely on reserves. To secure a sustainable future, we must make hard choices now.

Staffing Reductions

To address the funding shortfall, we must realign our staffing and spending to reflect the available resources, while doing everything possible to protect student learning and well-being.

Our people are our greatest asset, which makes these staffing reductions for the 2025–26 school year especially difficult. This process is complex and deeply personal. We have approached it with care, responsibility, and compassion, guided by our values and commitment to students.

Every step has been taken in close partnership with employee association leaders and in accordance with state law and our collective bargaining agreements. Through March 2025, almost 20 positions were reduced through voluntary resignations or retirements that have already occurred.

Additional reductions for 2025-26 are being made in the following areas:

District-Level and Site-Level Support Reductions: 64 positions across administration, licensed, and classified support staff

- Includes reductions in administrators, administrative assistants, facilities, librarians, specialists, wellness professionals, and academic support staff
- Totalling approximately \$6.7 million

Elementary Classroom Staffing Reductions: 7 teaching positions

- Maintaining average class targets of:
- Kindergarten: 1:25
- Grades 1–3: 1:26
- Grades 4–5: 1:28
- Reduced time in innovation lab (I-Lab) and physical education; classes will follow a four-day rotation

Secondary Classroom Staffing Reductions: 20 teaching positions

- Course options preserved, but fewer sections offered
- Average class targets will increase from 1:29 to 1:33
- Totalling approximately \$3.375 million

Revenue Opportunities

While cost reductions are essential, we are also actively pursuing opportunities to increase or preserve revenue:

- **Raise the Special Education Cap:** Advocating to increase Oregon's funding cap from 11% to 15% to match national averages.
- **Local Option Levy:** For nearly 30 years, LOSD voters have approved this critical funding source, providing 15% of our annual operating budget, equivalent to one-third of our classroom teaching positions.
- **Capital Bond (November 2025):** A successful bond would address essential facility needs, reducing pressure on the general fund.
- **Facility Rental Fees:** Updated to align with other Portland metro districts, covering more costs of use.
- **Lake Oswego Schools Foundation:** Community contributions currently fund about 1% of our operating budget. Every donation supports educator positions directly.
- **Rebuilding Reserves:** We are committed to restoring our financial reserves by delaying non-essential spending and identifying efficiencies.

Moving Forward

We have made our plans with transparency, compassion, and a firm commitment to what matters most: our students and their success. We appreciate the continued trust, partnership, and support of our learning community. Together, we will navigate these challenges and continue to build a strong future for every learner in Lake Oswego.

Sincerely,

Dr. Jennifer Schiele
Superintendent, Lake Oswego School District

Detailed Discussion

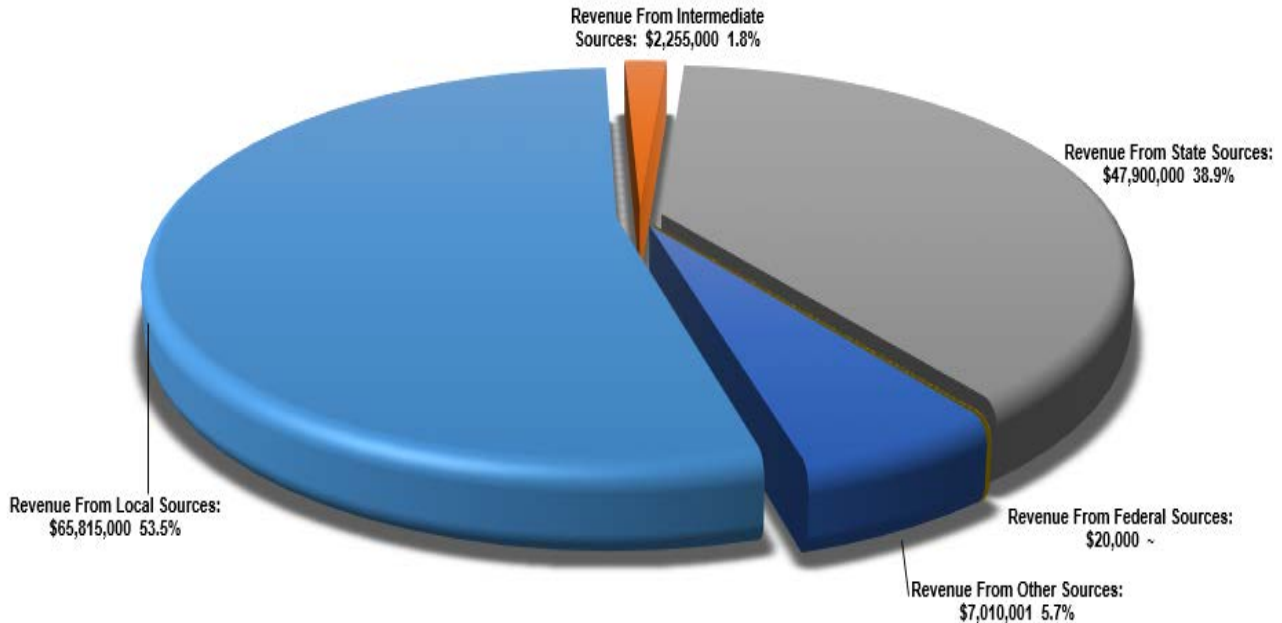
Introduction

This 2025-26 proposed budget is built on pre-pandemic normal service levels, adjusted for staff and other cost reductions of \$10 million necessary to align spending with planned resources. The total 2025-26 budget has a decrease of 78.56 FTE from the 2024-25 budget. The vast majority of this is in the General Fund, which has a reduction of 66.5 FTE.

Funding

Approximately eighty-five percent (85%) of the district's operating funds are controlled by the state under the State School Fund (SSF) grant program, which distributes school funding statewide on a per-student basis, with extra weights for students with specific designations. The SSF is funded primarily from allocations from the State General Fund and approximately 1/3 from property taxes collected at the county level dedicated to K-12 education.

General Fund Resource Summary



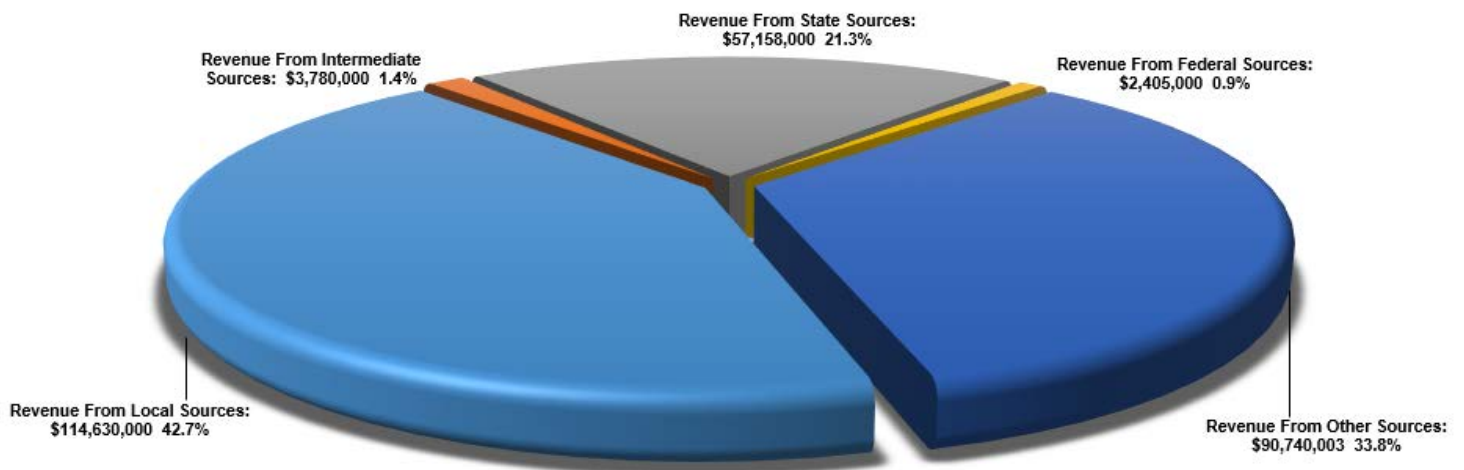
The SSF allocation for the state's 2025-27 biennium is anticipated to be \$11.3594 billion, a \$1.36 billion increase from the 2023-25 state biennium's \$10.2 billion allocation. The final 2025-27 allocation is subject to legislative appropriation. The legislature is scheduled to adjourn on June 20, 2025. State revenues in the 2025-26 proposed budget are based on this \$11.36 billion allocation.

Integrated State Grants include the Student Investment Account (SIA) and High School Success (HSS). Beginning in 2020-21, the state implemented the Student Success Act, a new funding source funded by a Corporate Activity Tax dedicated primarily to education. The Act's largest program is the SIA. The district's SIA grant is expected to be \$6.5 million in 2025-26, essentially the same grant amount as 2024-25. The HSS grant is expected to be \$2.1 million, approximately the same as its current \$2.1 million grant for 2024-2025. These programs largely supplement our regular education programs. As guidance from ODE requires, the state HSS and SIA grants are accounted for in Special Revenue Funds. Both amounts are subject to Oregon legislative action.

State Reserves are expected to grow to almost \$2.9 billion by June 30, 2025. The district benefits greatly from the continued support of the community through support of local option levies and donations to the Lake Oswego School District Foundation. Local option property tax revenues from the Learning Levy are expected to be \$16.7 million and \$16.3 million in fiscal years 2025-26 and 2024-2025, respectively. These amounts are significantly higher than the \$5.9 million of local option property tax revenues received in 2013-14 when compression reduced over one-third of the local option tax base. The Learning Levy's \$1.64 rate authorization expires June 30, 2029. Foundation revenues are anticipated to be approximately \$1 million this year and for 2025-26.

Capital bond improvement funding, which is outside of the operating budget, accounts for capital project funding and spending made possible by the 2017 and 2021 bond measures. For the proposed 2025-26 budget, the Lake Oswego Junior High School replacement project is the most significant bond project from the 2021 bond authorization, accounting for \$85 million of the \$180 million bond. Construction of the replacement swimming pool at the City of Lake Oswego's Golf Course as part of a larger recreational facility jointly funded by the District and City was recently completed. The district's staff and students are tremendously grateful for its community's support.

All Funds Resource Summary



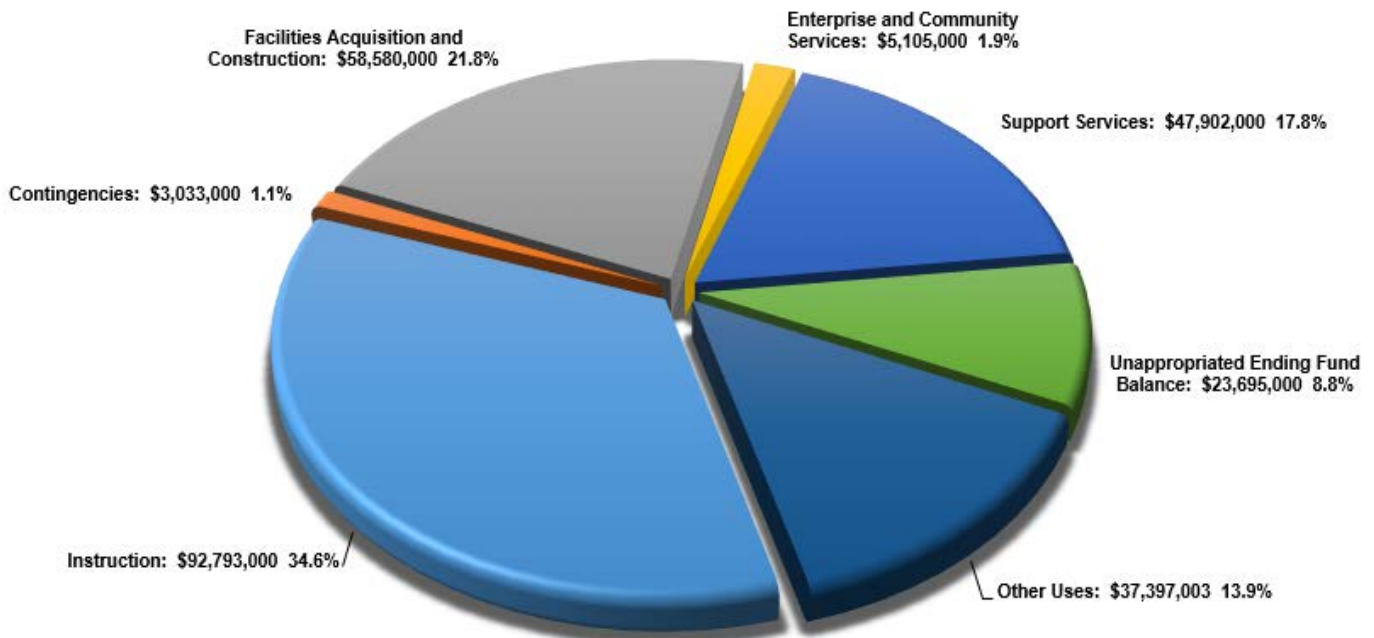
Expenditures

Overall, expenditures are decreasing due to the \$10 million in cost reductions in the General Fund and slowing capital spending. Consistent growth in budget allocations had been the norm for most of the last ten plus years for core functions such as Instruction (Function 1000) and Support Services (Function 2000), reflecting steadily rising state and local revenues following significant reductions in the wake of the 2008/09 Great Recession, and a commitment to delivering high-quality education and comprehensive support services.

Accompanying this fiscal strategy is a deliberate decrease in Full-Time Equivalents (FTE), indicating proactive resource allocation in line with shrinking reserves, higher costs, and educational objectives. While budget fluctuations were observed in areas such as Enterprise and Community Services (Function 3000) and Facilities Acquisition and Construction (Function 4000), these adjustments reflect agility in responding to changing priorities.

All Fund Requirements by Function

<u>2021/22</u> <u>Actuals</u>	<u>2022/23</u> <u>Actuals</u>	<u>2023/24</u> <u>Actuals</u>		<u>2024/25</u> <u>Adopted</u>		<u>2025/26</u> <u>Proposed & Adopted</u>	
\$	\$	\$	Function	\$	FTE	\$	FTE
61,706,611	75,530,273	81,669,102	1000 - Instruction	89,783,000	670.09	92,793,000	613.70
34,779,965	40,269,821	42,654,516	2000 - Support Services	47,002,000	212.66	47,902,000	192.88
4,934,152	4,577,934	5,660,164	3000 - Enterprise and Community Services	4,953,000	33.88	5,105,000	32.09
20,132,250	50,427,309	59,324,115	4000 - Facilities Acquisition and Construction	74,230,002	4.50	58,580,000	3.90
28,380,636	33,875,240	35,296,919	5000 - Other Uses	36,435,003		37,397,003	
-	-	-	6000 - Contingencies	4,517,000		3,033,000	
226,024,398	179,649,237	120,137,278	7000 - Unappropriated Ending Fund Balance	64,564,999		23,695,000	
375,958,012	384,329,814	344,742,094	Total Function:	321,485,004	921.13	268,505,003	842.57

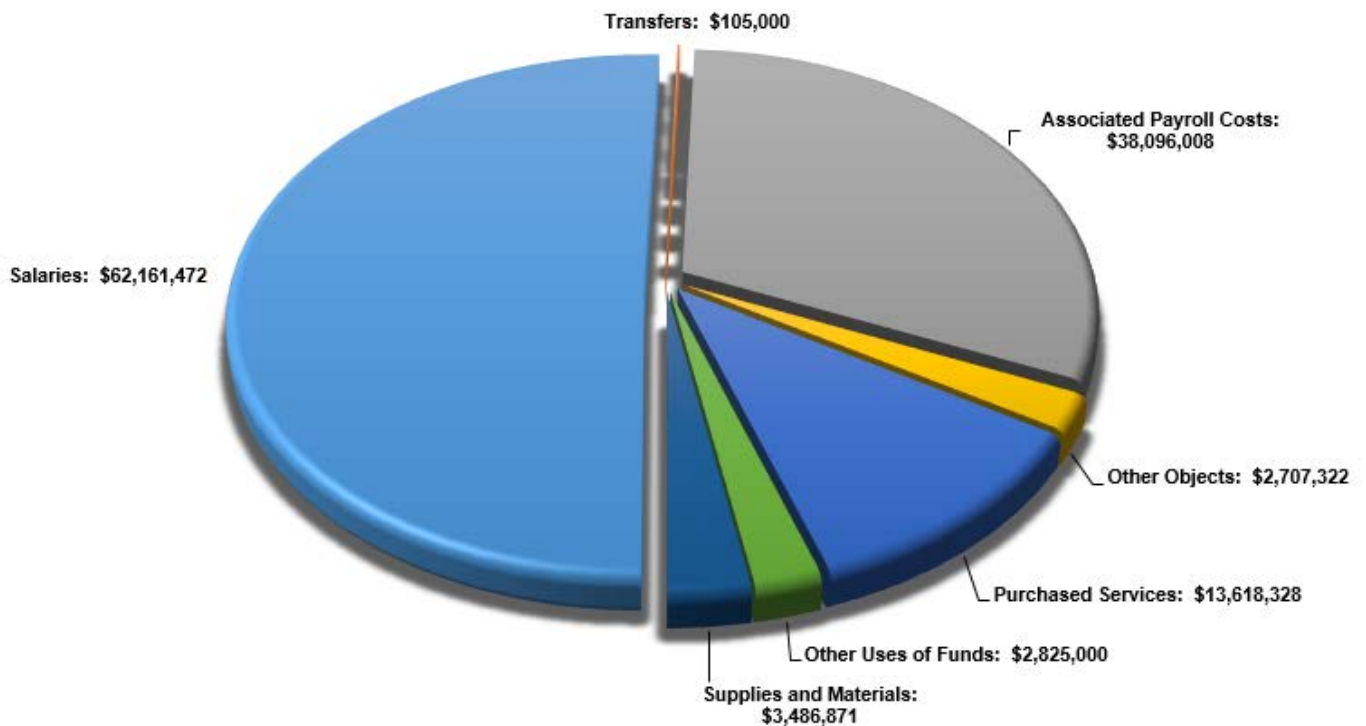


Within the General Fund, both Instruction (Function 1000) and Support Services (Function 2000) demonstrate modest growth in budget allocations, indicating a concerted effort to enhance educational quality and support infrastructure. This upward trajectory in expenditures is juxtaposed with a decrease in FTE, due primarily to rising PERS mandatory contribution costs.

Expenditures for Facilities Acquisition and Construction (Function 4000) from the General Fund are minimal, due to capital bond improvement funding supporting this priority outside of the General Fund. The budget for Other Uses (Function 5000) fluctuates, indicating variable spending priorities. Contingencies (Function 6000) and Unappropriated Ending Fund Balance (Function 7000) are reduced due to shrinking reserves.

General Fund Requirements by Function

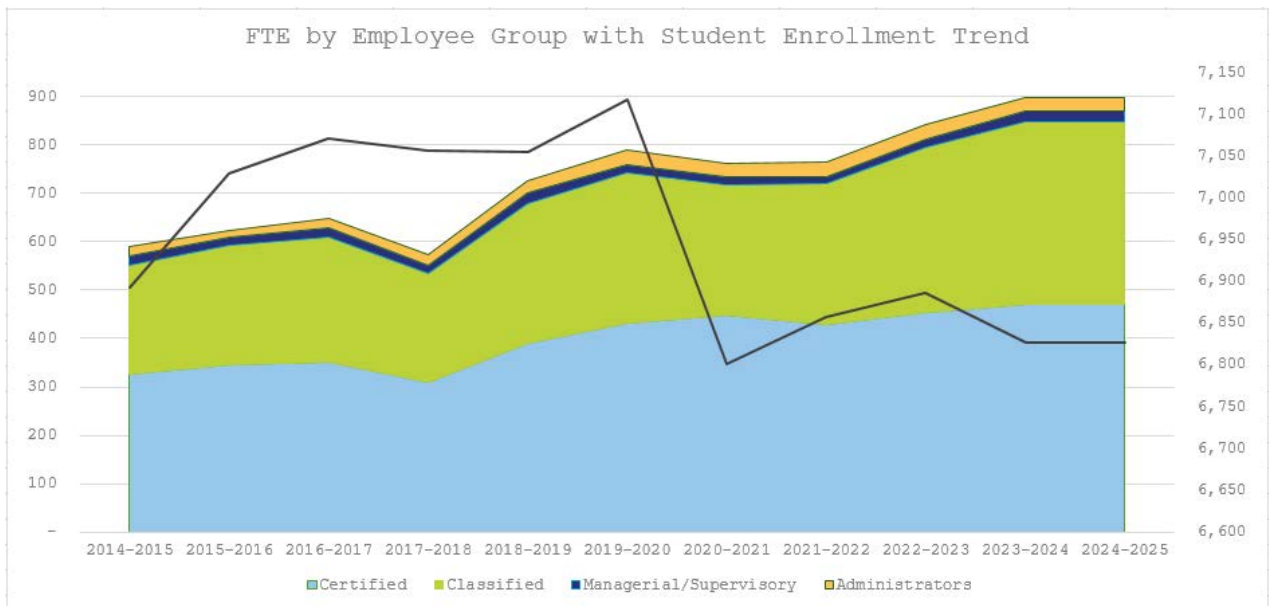
<u>2021/22</u> Actuals	<u>2022/23</u> Actuals	<u>2023/24</u> Actuals		<u>2024/25</u> Adopted		<u>2025/26</u> Proposed & Adopted	
\$	\$	\$	Object	\$	FTE	\$	FTE
46,464,812	53,773,327	57,678,916	0100 - Salaries	61,920,406	775.80	62,161,472	709.30
23,689,173	30,441,034	32,417,285	0200 - Associated Payroll Costs	37,282,062		38,096,008	
10,262,032	12,760,863	15,626,259	0300 - Purchased Services	12,835,252		13,618,328	
3,261,526	3,024,361	2,758,675	0400 - Supplies and Materials	2,407,457		3,486,871	
66,623	95,839	39,579	0500 - Capital Outlay	22,800		-	
6,220,057	2,216,003	2,388,933	0600 - Other Objects	2,382,025		2,707,322	
3,548,127	472,040	694,906	0700 - Transfers	105,000		105,000	
17,832,146	17,596,408	13,126,139	0800 - Other Uses of Funds	10,175,000		2,825,000	
111,344,495	120,379,876	124,730,691	Total Object:	127,130,002	775.80	123,000,001	709.30



Staffing

District staff in Lake Oswego analyze demographic trends within the district. They will continue to closely monitor this trend as it directly relates to future enrollments in local schools. By staying informed about shifts in population dynamics, the district can proactively adapt to changes in enrollment and ensure resources are allocated to meet the needs of students.

In Lake Oswego School District, as in many others, personnel expenses constitute a significant portion of the budget. Approximately eighty one percent (81%) of the general fund budget is allocated towards staff salaries, employee benefits, retirement contributions, and associated costs. This breakdown is illustrated in the provided graphs, depicting the composition of both the General Fund and All Fund expenditures. Among the personnel, teachers represent the largest percentage of employees, with additional substantial portions dedicated to school and student support staff. The remaining percentage of staff comprises central administration support personnel.



Special Education Instructional Programs

The costs for the instructional components of our special education programs are generally shown separately in functions 1220, 1250, 2140, 2150, and 2190 as required by the state's Program Budgeting and Accounting Manual, but General Fund special education derived revenues are not separately shown. Oregon public school districts receive an extra full weight for each student on an IEP as of each December 1 census, capped at eleven percent (11%) of basic enrollment, but this flows into the overall SSF allocation. The district's IEP census has been over 11% for this and the most recent two years, now limiting double weights to approximately 85%, meaning the district must cover its higher costs of serving its special education students from other sources. Under a state High-Cost Disability (HCD) grant program, a portion of the district's direct special education costs above \$30,000 per student is reimbursed by the state. The reimbursement rates for the HCD grant has recently generally been in the thirty to forty percent (30-40%) range, such that only a portion of costs over \$30,000 are actually recovered. HCD grant revenues are shown separately in the financial model but are included in the budget's General Fund's state basic school support revenues as it is a sub-allocation of the State School Fund Grant.

Capital Improvement Projects

The Capital Projects Funds has a total proposed spending appropriation of \$65.1 million for 2025-26, a decrease from the 2024-25 spending appropriations of \$79.9 million. Major bond expenditures of the 2022 bond sale proceeds began in the summer of 2022. Except for an exterior material failure replacement project at Oak Creek funded by the installing contractors and material suppliers, essentially all 2017 bond capital projects are complete.

The Capital Projects Funds has a new component that began in fiscal year 2022-23 – an Artificial Turf and Track Replacement Fund to fund future replacements and stabilize General Fund spending. It was capitalized with a \$1 million transfer from the General Fund at the end of the 2021-22 fiscal year and on an ongoing basis from field user fees.

2021/22 Actuals	2022/23 Actuals	2023/24 Actuals		2024/25 Adopted		Proposed, Approved & Adopted	
\$	\$	\$		\$	FTE	\$	FTE
97,926	1,720,297	578,918	1000 - Instruction	1,500,000		1,600,000	
249,513	1,258,566	638,716	2000 - Support Services	750,000		1,925,000	0.50
20,132,250	50,427,309	59,324,115	4000 - Facilities Acquisition and Construction	74,215,000	4.50	58,564,999	3.90
1,007,433	404,008	355,804	5000 - Other Uses	950,003		500,003	
-	-	-	6000 - Contingencies	2,500,000		2,500,000	
204,954,521	156,733,474	101,304,265	7000 - Unappropriated Ending Fund Balance	52,624,999		17,075,000	
226,441,644	210,543,655	162,201,818	Total Fund:	132,540,002	4.50	82,165,002	4.40
226,441,644	210,543,655	162,201,818	Total Funds Total	132,540,002	4.50	82,165,002	4.40

Projected Tax Rates

Maximum District property tax rates are expected to essentially remain flat for 2025-26. They are projected to be \$8.98 per \$1000 taxable value, essentially the same as the 2024-25 total tax rate of \$8.962 per \$1,000 taxable value. The actual tax rate for a particular tax lot may be less due to the varying range of impact from Measure 5 compression. Compression, caused by real market values near or below assessed values, had significantly depressed the district's local option tax revenues from 2011 through 2014. As real property values have increased for the past 10 years at a rate greater than increases in assessed values, compression has been significantly reduced, falling from \$3.1 million in 2013-14 to \$850,000 in 2024-25. The local option Learning Levy is projected to raise \$16.6 million in current taxes in 2025-26, roughly \$400,000 more than the estimated 2024-2025 collections.



The same as the current fiscal year, a property tax rate of \$6.1107 per \$1,000 of taxable value is proposed to be levied for the General Fund budget. \$4.4707 of this amount is the permanent local tax rate as limited by Measures 5 and 50. The balance, \$1.64, is for the local option. These tax rates will result in a total General Fund levy of approximately \$65,540,000, of which \$61,400,000 (comprised of \$44,950,050 in regular and \$16,450,000 in local option property taxes) is estimated to be collected in 2025-26. The balance of \$4.14 million is either lost to dis-counts, compression under Measure 5, or will be collected in future years.

The 2025-26 proposed debt service levy for the 2001 GO bond approved in 2000, measure 3-515 approved in 2017, and measure 3-577 approved in November 2021, is proposed to be \$30.35 million, \$28.95 million of which is estimated to be collected in 2025-26. The balance is lost to discounts or will be collected in future years. This is expected to result in a 2025-26 debt service tax rate of approximately \$2.89 per \$1,000 of AV, roughly the same as the current \$2.85 debt service tax rate. The 2022 GO bond matures in 2048, the 2017 GO bond matures in 2043, and the 2001 GO bond matures in 2026; a payment schedule follows the Debt Service Fund budget. A new element of the Debt Service Fund beginning in 2022-23 is a new PERS Debt Ser-vice Fund to pay debt service payments on the district's pension obligation bonds. Wages are assessed a Pension UAL expense of approximately 7.9% for budgeting purposes; this new associated payroll expense is recorded in object 211 beginning in the 2022-23 actuals and in subsequent budgets. Its debt service payment schedule follows the Debt Service Fund budget.

Overall, Lake Oswego School District's total property tax rates are close to and in some cases below its neighboring districts. Of the nine neighboring districts closest to Lake Oswego, Lake Oswego School District currently is \$0.45 higher than the average overall tax rate. Rates are 2024-25 actual rates per thousand of Assessed Value:

	<u>Operating</u>	<u>Local Option</u>	<u>GO Debt</u>	<u>Total</u>
Oregon City School District	\$4.963	\$0	\$1.136	\$6.099
Tigard/Tualatin School District	\$4.989	\$1.000	\$1.690	\$7.680
Riverdale School District	\$3.815	\$1.370	\$2.536	\$7.721
Beaverton School District	\$4.693	\$1.250	\$2.270	\$8.213
North Clackamas School District	\$4.870	\$1.630	\$2.185	\$8.685
Lake Oswego School District	\$4.471	\$1.640	\$2.851	\$8.962
Gladstone School District	\$4.865	\$0	\$4.297	\$9.162
West Linn/Wilsonville School District	\$4.868	\$1.500	\$2.931	\$9.299
Portland Public School District	\$5.278	\$1.990	\$2.338	\$9.606
Sherwood School District	\$4.812	\$1.500	\$3.371	\$9.683

Lake Grove Swim Park (Component Unit)

The Lake Grove Swim Park tax rate is proposed to remain at its permanent rate of \$.042 per \$1,000 taxable value. This will result in a levy of approximately \$282,000 for the Park, \$270,000 of which is estimated to be collected in 2025-26; the balance is lost to discounts or will be collected in future years. Its 2025-26 proposed budget is largely a current service budget for operating costs. Major capital appropriations are not proposed as they were completed last spring. Budget authority is again proposed in Debt Service to repay an interfund loan finalized in June 2024. An interfund loan was necessary to fully fund the full scope of 2023-24 park capital improvements which were primarily a remodel of its bathroom and changing room facilities, accessibility upgrades, and replacement of its seawall during the lake drawdown during the fall of 2023.

Budget Capacity and Contingency

So that the School Board retains some flexibility to adjust to unanticipated enrollment growth or other factors that might increase costs beyond those budgeted, the contingency budget was increased beginning in 2014-15 to \$1 million and then to \$2 million in the 2016-17 budget from its historical standard budget amount of \$500,000 in the proposed 2025-26 budget. Due to shrinking reserves and higher costs, it is again proposed at \$500,000.

Fund Balance Policy

The School Board adopted a new fund balance policy in March 2015, which, among other things, established a minimum ending fund balance target of eight percent (8%) of General Fund expenditures and a maximum of fifteen percent (15%). Ending fund balances projected to be below the minimum range require a corrective plan of action for the School Board's consideration. The General Fund's ending fund balance at June 30, 2024 was 10.32% and the projected ending fund balances for 2024-25 and 2025-26 are presently anticipated to be below the minimum target of 8%. Plans for cuts totaling over \$10 million for 2025-26 were shared earlier this year, but a final plan of action to restore the fund balance to at least 8% is pending final state funding decisions for the next biennium, as well as the final results of negotiations with the district's largest bargaining unit. Unless there are major positive state funding developments in the current Oregon legislative session, the timeline to rebuild the General Fund's fund balance will take several years.

Budget Development Process & Timeline

The budgeting process begins with the formation of a budget committee for Lake Oswego School District, in accordance with Oregon State law. This committee comprises the five elected school board members alongside an equal number of citizens appointed by the Board. Utilizing revenue forecasts primarily driven by estimates of student enrollment, a funding projection is established.

Allocation of funds to schools and departments is guided by an allocation matrix, factoring in school type (elementary, middle, high) and projected student enrollment. Given the constraints of available resources, prioritization becomes crucial. District goals, particularly regarding classroom size and full-time equivalent (FTE) ratios, take precedence, though other operational aspects are also considered.

A proposed budget is formulated, balanced, and presented to the budget committee, detailing underlying assumptions. The committee then either approves the budget as submitted by the budget officer or may recommend revisions. Following public input, the Board formally adopts the budget, delineating appropriations by major area and certifying the property tax levy to the county assessor.

Throughout the fiscal year, individual schools and departments have the flexibility to transfer funds between programs and objects, subject to approval by the fiscal office and within appropriation levels. Requests exceeding these levels necessitate board approval. Such modifications are subsequently incorporated into a supplementary budget via an established process.

<p>1/13/2025 Announce Budget Committee Vacancies</p>	<p>03/10/2025 Board appoints Budget Committee Member(s)</p>	<p>05/28/2025 Placeholder Third Legal Budget Committee Meeting – held only if necessary</p>
<p>02/05/2025 Applications Due</p>	<p>04/23/2025 Legal Budget Committee Orientation</p>	<p>06/09/2025 Budget Hearing</p>
<p>02/05/2025 Provide list of applicants to the school board.</p>	<p>05/07/2025 First Legal Budget Meeting / Budget Message</p>	<p>06/30/2025 Board adopts budget, make appropriations, levies taxes and categorizes the levy.</p>
<p>02/24/2025 (tentative) Board interviews applicants for Budget Committee</p>	<p>05/21/2025 Second Legal Budget Committee Meeting</p>	

Board Of Directors

The Board of Directors is comprised of five elected members of the community. Board member's terms are for four overlapping years and expire in odd-numbered years.

The duties of the Board of Directors include setting district policy, appointing an executive officer (superintendent), and approving personnel recommendations.

During the budgeting process, the school board makes up 50% of a budget committee.

The school board meets for a work session the second Monday of each month, as well as a public business meeting the fourth Monday of each month.

Information the School Board, as well as contact information, upcoming and past agenda's, and board meeting videos can be found on the district website at: <https://www.losdschools.org/lake-oswego-school-board>



John Wallin, Chair

Term Expires June 30, 2027



Liz Hartman, Vice Chair

Term Expires June 30, 2025



Brian Bills

Term Expires June 30, 2025



Kirsten Aird

Term Expires June 30, 2027



Neelam Gupta

Term Expires June 30, 2025

Budget Committee Members

Name	Designated Position	Expiration	
John Wallin, Chair	School Board	2027	2025-2026 Legal Budget Committee Meeting Timeline
Liz Hartman, Vice Chair	School Board	2025	
Brian Bills	School Board	2025	
Kirsten Aird	School Board	2027	First Meeting May 7, 2025 6:00 p.m.
Neelam Gupta	School Board	2025	Second Meeting May 21, 2025 6:00 p.m.
Deon Logan	Community	2026	
Iris Huang	Community	2025	
Philip Arzt	Community	2027	Optional Third Meeting May 28, 2025 6:00 p.m.
Russ Warner	Community	2027	
Sarah Mehrabzadeh	Community	2026	
Dr. Jennifer Schiele — Superintendent/Clerk Stuart Ketzler, CPA — Deputy Clerk/Budget Officer Karen Jensen — Budget Committee Administrative Assistant			

The Lake Oswego School District Budget Committee is comprised of all five school board members and five board appointed community members.

Board appointed Committee Members are appointed a three-year term. The terms are staggered in a way that approximately 1/3 of the members terms end each year.

Applications for committee vacancies are published in the winter of each year an opening arises.

Board Policy [DBEA](#) describes the duties of the budget committee as, "The budget committee shall hold one or more meetings to receive the budget message, receive the budget document and to provide members of the public with an opportunity to ask questions about and comment on the budget document."

This committee includes five board-appointed residents who receive the proposed budget, review the various programs, and pass an approved budget to the board for final adoption and levying of taxes.



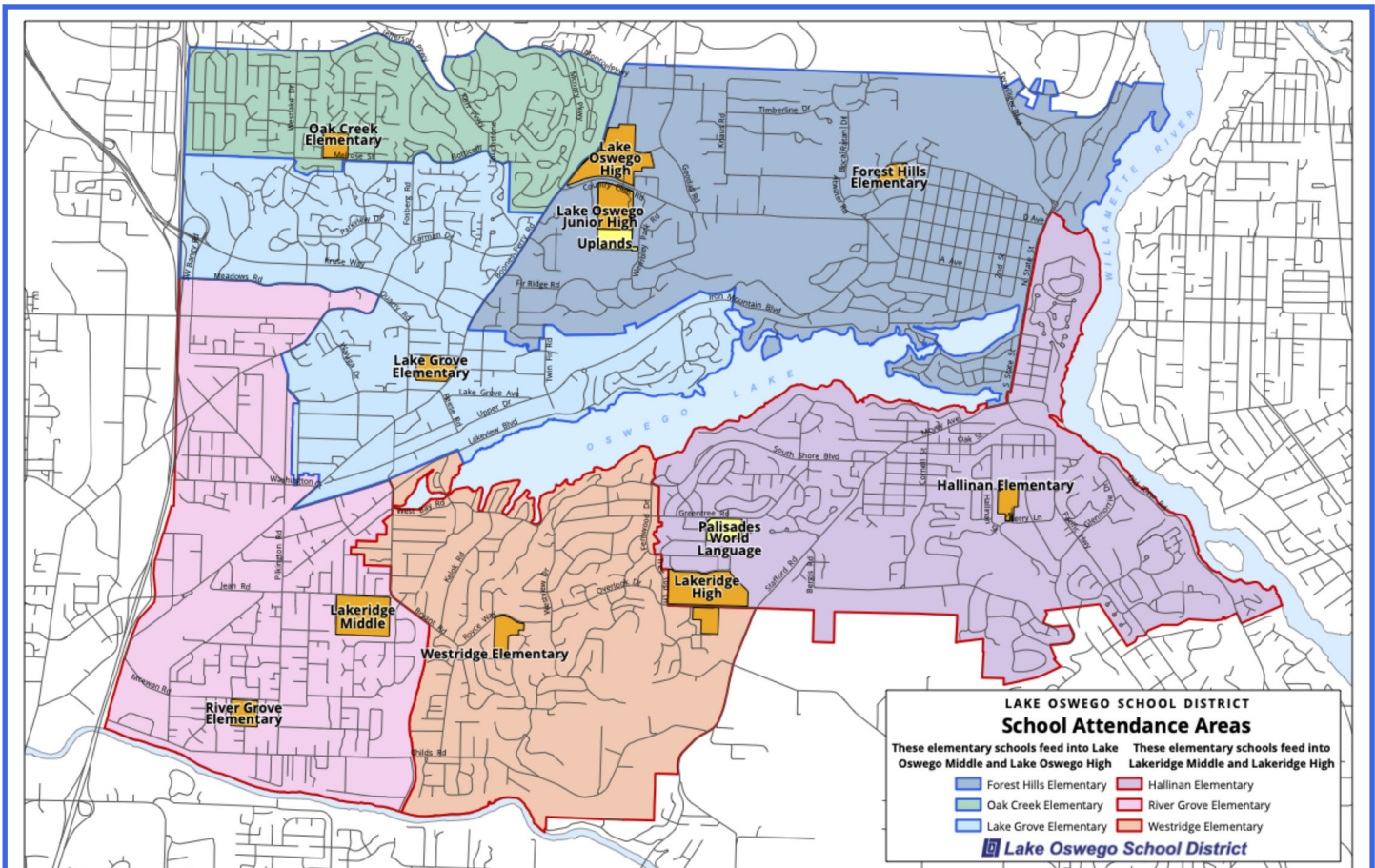
ORGANIZATIONAL SECTION

Comprising foundational information about the Lake Oswego School District and its budget, this section includes details such as geographical coverage, school demographics, staffing figures, and important budgetary policies and procedures.

- ◆ DISTRICT OVERVIEW
 - ◆ DISTRICT HISTORY
 - ◆ DISTRICT MISSION & GOALS
 - ◆ DISTRICT RACIAL EQUITY LENS
 - ◆ 2024 — 2025 ORGANIZATIONAL CHART
 - ◆ BUDGET DEVELOPMENT PROCESS
 - ◆ FUNDS OVERVIEW
-



District Overview



Lake Oswego School District serves Lake Oswego, Oregon, a suburb roughly seven miles to the south of downtown Portland. The district encompasses an area of approximately 14 square miles that spans across Clackamas, Multnomah, and Washington counties. Serving the communities of Lake Oswego, River Grove, and portions of Portland, West Linn, and Tualatin, the district caters to the educational needs of nearly 6,900 students.

- 6 neighborhood elementary schools and 1 world language immersion elementary school (grades PreK-5)
- 2 middle schools (grades 6-8)
- 2 high schools and one regional recovery charter school (grades 9-12),
- 1 Community Transition Program (up to age 21)

District History



The initial public school in Oswego, erected in 1893 at the current location of the Lakewood Center for the Arts at State and Middlecrest, stood as a grand structure. It catered to Oswego's youth until its capacity was surpassed, leading to its replacement by Lakewood School in 1928.

Established in the post-Civil War era when Lake Oswego was known simply as "Oswego" and its lake as Sucker Lake, the seeds of the Lake Oswego School District (LOSD) were sown. In 1870, the district, then known as District No. 47, employed two teachers. Though the district's early attempts to secure a permanent school site were met with setbacks, today's reality boasts 11 schools, a testament to the resilience and vision of those who laid the foundation for educational excellence in Lake Oswego.

Fast forward to the present day, where LOSD's budget totals millions of dollars, funding essential services like bus transportation, meals, and cutting-edge educational resources. Lake Oswego School District is a high-performing PreK-12 comprehensive public school district with a learning community dedicated to creating a culture of belonging and educational excellence.

LOSD has been rated the best school district in Oregon and among the top in America for decades. As LOSD continues to evolve, embracing new challenges and opportunities, it remains grounded in its rich history, a beacon of progress and promise for generations to come.

Relation to State of Oregon Education System

Under State of Oregon Law, local school districts are recognized as legal entities and are subject to oversight by the state. The State Board of Education, comprising seven individuals appointed by the governor, is tasked with ensuring equitable access to high-quality educational services for all Oregon public school students. These services aim to foster lifelong learning and prepare students for post-high school endeavors such as college, employment, and civic engagement. The board establishes educational policies and standards for Oregon's 197 public school districts and 20 educational service districts. Each of these entities operates under its own governing body responsible for conducting affairs within its designated area.

The administrative responsibilities of the State Board of Education are managed by the Department of Education, overseen by the Deputy Superintendent of Public Instruction, appointed by the governor, who also serves as the Director of the Oregon Department of Education.

District Mission, Vision, and Values



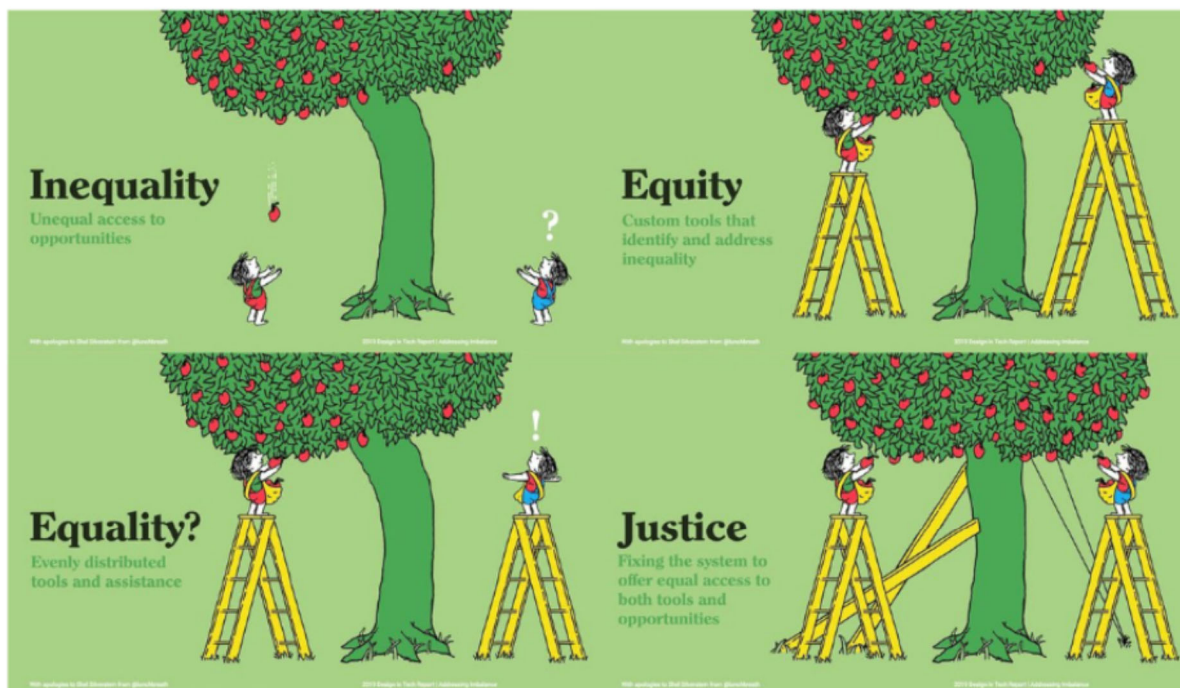
Lake Oswego School District Equity Lens

We are committed to equity, access, inclusion, embracing diversity, and the success of each and every student. We strive for an inclusive and barrier-free environment, with practices that ensure that each and every person has meaningful access to high-quality education and opportunities to thrive. We align with these commitments by using the following guiding questions.

Guiding Questions

When making decisions and taking action, we apply the following questions:

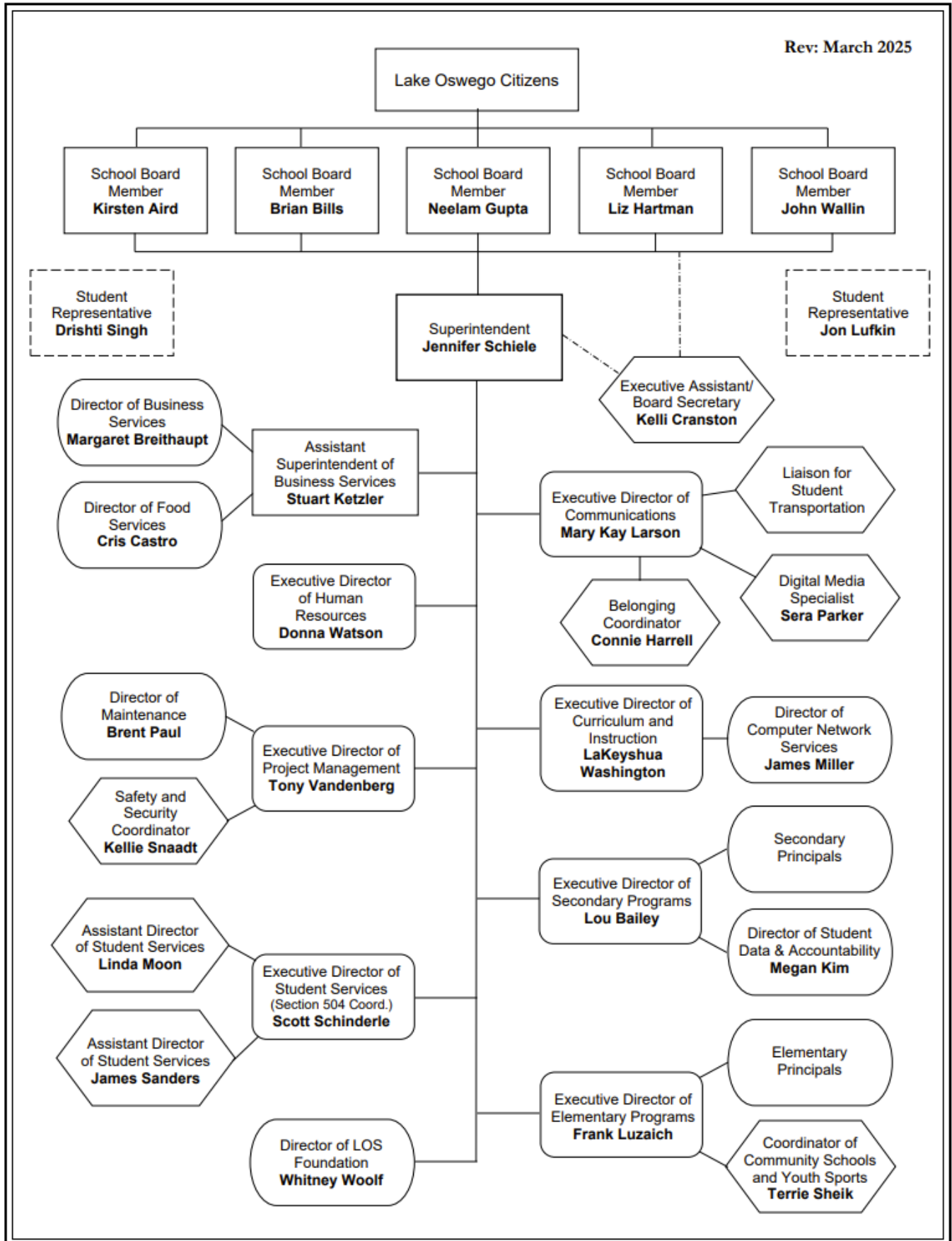
1. How does this decision align with our mission of being a learning community dedicated to creating a culture of belonging and educational excellence? How does this decision support our strategic priorities to 1) create a culture of belonging; 2) achieve equitable academic outcomes; 3) promote health & resiliency; and 4) teach & practice sustainability?
2. Who does it impact? For example, who are the socioeconomic, racial, ethnic, ability, disability, gender identity, and sexual orientation groups affected by this practice or decision? What are the potential impacts on these students, staff, families, and community members? Who has opportunities and who does not?
3. Does this policy, program, practice, or decision ignore, worsen or disrupt existing disparities and opportunity gaps? Does it produce other unintended consequences?
4. How does this decision contribute to a sense of inclusiveness and belonging for all, prioritizing students and families who have been historically underrepresented or marginalized?
5. How will we follow up to ensure this decision has met its intended outcomes? How will we measure success?



Equity Lens

2025-2026 Organizational Chart

Rev: March 2025



Budget Development Process

The budget process in compliance with Oregon State Law (ORS 294.305 to 294.565) initiates with the formation of a budget committee. This committee consists of five elected school board members and an equal number of citizens appointed by the Board, ensuring a diverse representation of stakeholders in the budgetary decision-making process. Using revenue forecasts predominantly based on estimates of student enrollment and local revenue, a funding projection is established to guide resource allocation.

Schools and departments are allocated funding based on a predetermined matrix considering factors such as school type (elementary, middle, high) and projected student enrollment. However, due to budget constraints, not all requests can be met. In prioritizing needs, the district's objectives are scrutinized, with particular emphasis on maintaining optimal classroom sizes and Full-Time Equivalent (FTE) ratios. Nevertheless, other operational considerations are taken into account, including facility maintenance, technology upgrades, and staff training needs.

Once a balanced budget is achieved, it undergoes review and discussion with the budget committee, where all underlying assumptions are thoroughly examined and debated. The committee either approves the budget as proposed by the budget officer or recommends revisions based on feedback and analysis. Following public input, the Board formally adopts the budget, allocating appropriations by major areas to ensure that resources are effectively directed towards achieving the district's educational goals.

Throughout the year, individual schools and departments may encounter unforeseen circumstances or changing needs that require adjustments to their budget allocations. In such cases, they can request fund transfers between programs and objects, subject to approval by the fiscal office and within appropriation limits. Requests exceeding these limits necessitate presentation to the board as part of a supplementary budget, which requires careful deliberation and board approval to ensure fiscal responsibility and accountability to the community.

Funds Overview

In this section and the subsequent pages, you will find a broad overview of the funds comprising the District's budget. Further details about these funds and their components will be provided in subsequent sections where budget information is presented.

Basis of Accounting

Government-wide financial statements are reported using the economic resources measurement focus and the accrual basis of accounting. Revenues are recorded when earned and expenses are recorded at the time liabilities are incurred, regardless of when the related cash flows take place. Non-exchange transactions, in which the District receives value without giving equal value in exchange, include property taxes, grants, entitlements and donations. On the accrual basis of accounting, revenue from property taxes is recognized in the fiscal year for which the taxes are levied. Revenue from grants, entitlements, and donations is recognized in the fiscal year in which all eligibility requirements have been satisfied. Under terms of grant agreements, the District funds certain programs by a combination of specific cost-reimbursement grants and general revenues. Thus, when program expenses are incurred, there are both net position - restricted and net position - unrestricted available to finance the program. It is the District's policy to first apply cost-reimbursement grant resources to such programs and then general resources.

Governmental fund financial statements are reported using the current financial resources measurement focus and modified accrual basis of accounting. Under this method, revenues are recognized when measurable and available. The District considers all revenues reported in the governmental funds to be available if they are collected within sixty days after year-end. Property taxes and interest are considered to be susceptible to accrual. Expenditures are recorded when the related fund liability is incurred, except for principal and interest on general long-term debt and claims and judgments, which are recognized as expenditures to the extent they have matured. Capital asset acquisitions are reported as expenditures in the governmental funds and proceeds from general long-term debt and acquisitions under capital leases are reported as other financing sources.

Debt and Financing

Current District debt and repayment schedules are provided in the Financial Section of this document. The District also has the ability to make limited use of capital lease arrangements, particularly when acquiring vehicles and copy equipment. When lease rates are at or below the rate of return on our investments, we believe it is advantageous to use lease financing arrangements rather than purchasing outright. In addition, when funds are limited, lease arrangements can spread payments over time.

The Budget and Expenditure Process

A budget is prepared in the Spring and legally adopted for each governmental fund type on the modified accrual basis of accounting. The budgetary basis of accounting is the same as accounting principles generally accepted in the United States of America for the governmental fund types except that capital outlay expenditures, including items below the District's capitalization level, are budgeted by major function in governmental fund types and Subscription-Based IT Arrangement (SBITA) payments are recorded as regular expenditures. The resolution authorizing appropriations for each fund sets the level by which expenditures cannot legally exceed appropriations.

Funds Overview

Appropriations are established at the major function level (instruction, support services, enterprise and community services, facilities acquisition and construction, debt service, operating contingency and transfers) for each fund. The detail budget document, however, is required to contain more specific, detailed information for the aforementioned expenditure categories. The budget is adopted, appropriations made, and the tax levy declared no later than June 30 each year. Unexpected additional resources may be added to the budget through the use of a supplemental budget or appropriation resolution.

Supplemental budgets less than 10% of a fund's original budget may be adopted by the Board at a regular meeting. A supplemental budget greater than 10% of a fund's original budget requires hearings before the public, publication in newspapers and approval by the Board. Original and supplemental budgets may be modified by the use of appropriation transfers between the levels of control (major function levels) with Board approval. During the year, two supplemental appropriation resolutions and one appropriation transfer resolution were approved and made. Appropriations lapse at the end of each fiscal year.

Budget Creation

There are specific milestones that are inherent in any process. For budgeting, the first step occurs somewhere around December when actual enrollment is reported to Oregon Department of Education and is used to forecast next year's enrollment. The revenue system is driven by weighted average daily membership-weighted (ADMw) multiplied by a state-defined rate per ADMw. The elements of the ADMw are actual student population weighted by factors such as individual education plan (IEP), English language learner (ELL) students, and other weightings. During the time when a new state biennium will begin, the rate per ADMw is extremely variable. In the second year of a biennium, the rate per ADMw has been established.

There are several components that make up the State School Fund formula. This formula allows calculation of an estimated amount of incoming revenue from the state. In actuality, this figure is a combination of local tax revenue and state distributed revenue. However, it can be deemed a maximum amount because if the local tax collections exceed their estimated amount, the state portion of the amount will be subject to equalization, which results in a decrease of State School Fund revenue. Other elements for the revenue calculation are local collections, resolution resources from Clackamas Education Service District, and the beginning fund balance, which is, in essence, carryover from the previous year. Finally, a revenue forecast is developed.

Program Budgets

In Lake Oswego, budgets are structured around predefined programs, such as K-5 Instruction and Extra-Curricular activities at elementary schools. These are consolidated into school accounts. Expenditures assume current staffing levels and include adjustments for increases like health benefits. Discretionary spending is determined by revenue forecasts and allocated accordingly.

As the budgeting process progresses, additional factors and changes to assumptions are

Funds Overview

incorporated. A proposed budget is reviewed by the budget committee, which may approve changes before adoption by the School Board. Appropriations are made at the major program level and detailed in financial summaries.

Monthly budget-to-actual reports are generated by the business office, providing detailed data to schools and departments. Adjustments to the budget, including transfers between programs, require approval if they exceed appropriation levels. Such adjustments are typically bundled for approval through a supplementary budget process or funded from contingency accounts.

Fund Balance Policy

Lake Oswego School District Board Policy [DBDB](#) establishes a minimum ending fund balance target of eight percent (8%) of General Fund expenditures and a maximum of fifteen percent (15%). An ending fund balance projected to fall below the minimum range requires a corrective action plan for the School Board's consideration.

Structure and Classification

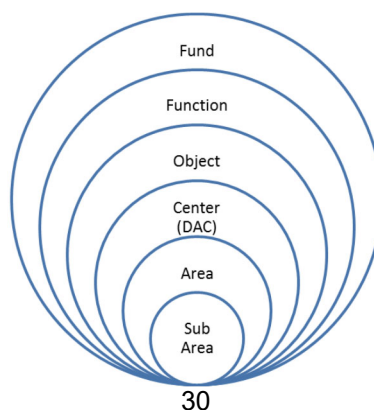
The financial operations of the District are accounted for using a fund structure.

Organizational Key Combinations

The Lake Oswego School District budget codes are created using the following elements:

- Fund
- Function
- Object
- Center – Department or School Number
- Area
- Sub Area

The budget code string appears as combinations of these elements. Fund - Function - Object - Center - Area - Sub Area is combined. For example, purchase of supplies for middle school instructional programs from the general fund would be 100.1121.0410.067.000.000.




FINANCIAL SECTION

The Financial Section of the Lake Oswego School District outlines the proposed, approved, and ultimately ratified budget, following the legal framework required by the State of Oregon. Each fund's components are preceded by concise explanations, with historical data included to provide context leading up to the Fiscal Year 2024-2025 budget.

The General Fund is presented in a programmatic structure, organized by School, Department, and other Programs, reflecting the current development approach. Various perspectives on the General Fund are provided, including summaries at the appropriation level, program roll-ups, and object summaries.

- ◆ RESOURCES & REQUIREMENTS BY FUND
 - ◆ DEBT FUND PAYMENT SCHEDULES
-

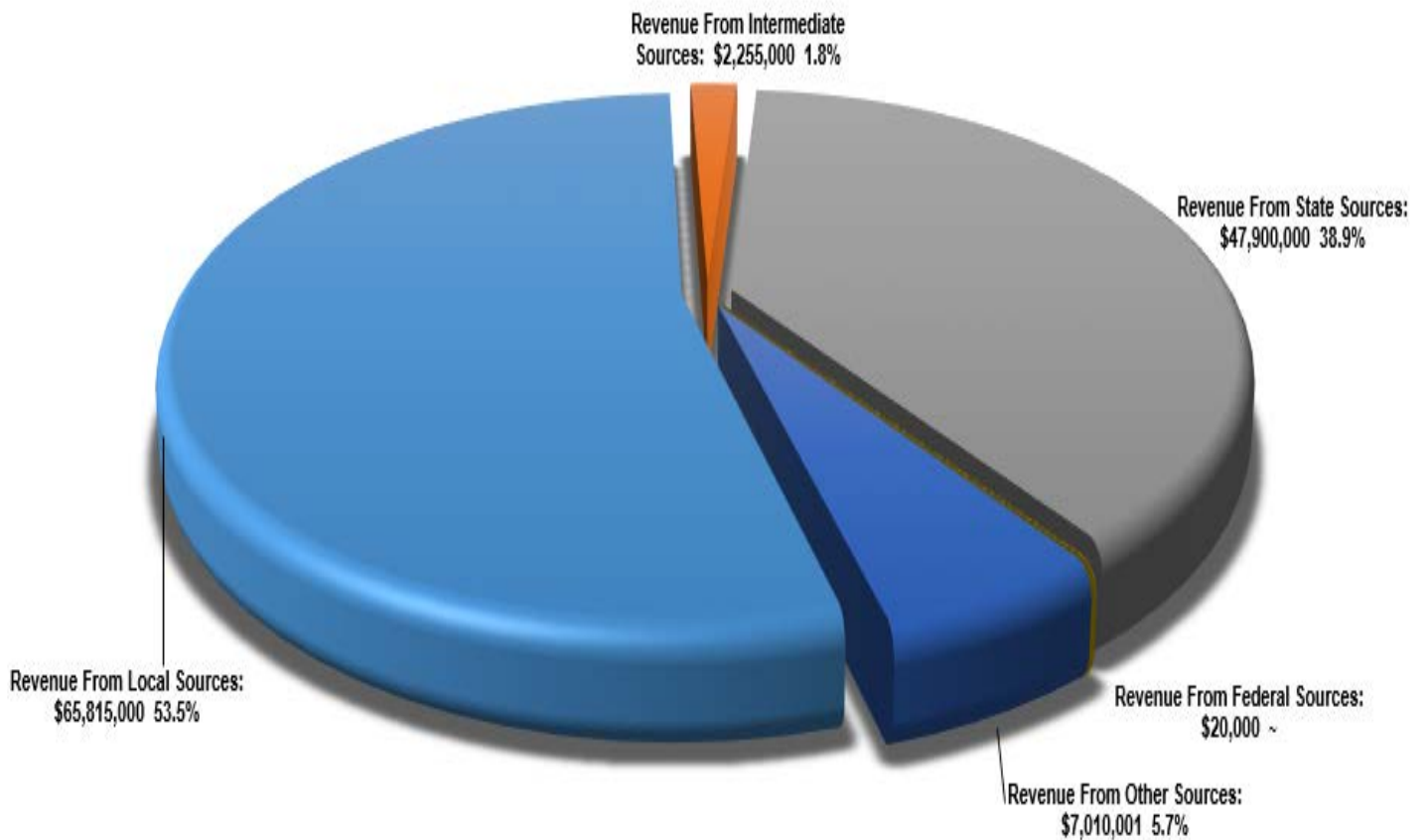




General Fund — Fund 100

The General Fund serves as the primary operating fund. This fund is the District's primary operating fund and accounts for all revenues and expenditures except those required to be accounted for in another fund. Principal revenue sources are an apportionment from the State of Oregon and property taxes.

Fund Resource Summary



Lake Oswego School District
2025/26 Budget

General Fund Resources

2021/22 Actuals	2022/23 Actuals	2023/24 Actuals		2024/25 Adopted	2025/26 Proposed, Approved & Adopted
\$	\$	\$		\$	\$
1000 - Revenue From Local Sources					
38,572,280	40,289,378	41,939,584	1111 - Current Years	43,180,000	44,950,000
430,916	825,255	598,979	1112 - Prior Years	500,000	550,000
14,103,004	14,989,280	15,702,274	1121 - Current Yr Local Optn Tax	16,100,000	16,450,000
235,498	253,712	485,886	1122 - Prior Yr Local Optn Tax	250,000	250,000
427,693	623,727	750,033	1310 - Regular Day School Tuition	755,000	865,000
-	35,200	93,472	1410 - Regular Day School Transportation	-	100,000
234,718	1,236,897	1,574,288	1510 - Interest On Investments	1,250,000	975,000
37,959	69,692	-	1710 - Cocurric Gate/Admissn Fee	60,000	60,000
449,438	547,956	510,975	1720 - Cocurric Participatn Fee	650,000	650,000
22,150	77,482	58,257	1740 - ASB Student Fees	65,000	65,000
31,920	55,680	80,150	1741 - Device Insurance Fees	70,000	120,000
4,880	9,434	11,145	1742 - Technology Repair Fees	-	-
-	74	-	1911 - Rent From School Facility	5,000	5,000
199,042	234,715	220,436	1915 - Property Lease Fees	310,000	310,000
5,527	1,025	1,882	1920 - Contributions/Donations	-	-
79,768	90,308	80,837	1930 - Bus Facility Lease Revenue	-	-
71	-	-	1950 - Textbook Sales	-	-
-	-	330	1955 - Lost/Damaged Textbooks	-	-
-	-	828	1956 - Library Fines	-	-
776,389	572,857	378,444	1960 - Recovery of Prior YR Exp	250,000	115,000
229,536	135,825	192,239	1980 - Indir Charges to Grants	200,000	200,000
12,045	20,576	559,446	1990 - Miscellaneous Income	150,000	150,000
12,080	9,735	6,808	1994 - Fingerprinting	-	-
55,864,912	60,078,808	63,246,291	Total Revenue from Local Sources:	63,795,000	65,815,000
2000 - Revenue From Intermediate Sources					
21,336	2,389	30,613	2101 - County School Fund	5,000	5,000
1,004,248	1,750,178	1,985,528	2102 - CESD Choice Funds	2,100,000	2,200,000
-	-	-	2199 - Other Intermediate Sources	50,000	50,000
1,025,585	1,752,567	2,016,142	Total Revenue From Intermediate Sources:	2,155,000	2,255,000
3000 - Revenue From State Sources					
32,467,832	39,222,224	40,466,589	3101 - Basic School Support	42,250,000	46,450,000
811,544	906,765	898,608	3103 - Common School Fund	950,000	1,000,000
187,317	441,872	478,623	3299 - Other Restricted Grants	450,000	450,000
-	30,977	-	3990 - Miscellaneous	-	-
33,466,694	40,601,837	41,843,820	Total Revenue From State Sources:	43,650,000	47,900,000
4000 - Revenue From Federal Sources					
32,953	112,307	28,030	4801 - Federal Forest Fees	20,000	20,000
32,953	112,307	28,030	Total Revenue from Federal Sources:	20,000	20,000
5000 - Revenue From Other Sources					
-	-	-	5200 - Interfund Transfers	2	1
4,940	2,210	-	5300 - Sale/Comp Loss FXD Assets	10,000	10,000
20,949,413	17,832,147	17,596,408	5400 - Beginning Fund Balance	17,500,000	7,000,000
20,954,353	17,834,357	17,596,408	Total Revenue from Other Sources:	17,510,002	7,010,001
111,344,496	120,379,876	124,730,691	Total General Fund Resources:	127,130,002	123,000,001

Lake Oswego School District
2025/26 Budget

General Fund Requirements

2021/22 Actuals	2022/23 Actuals	2023/24 Actuals		2024/25 Adopted	2025/26 Proposed, Approved & Adopted		
\$	\$	\$		\$	FTE	\$	FTE
1000 - Instruction							
1111 - Elementary Programs							
8,395,682	9,106,014	9,245,008	0111 - Licensed Salaries	10,185,912	116.00	11,252,480	111.98
948,960	1,146,758	1,363,298	0112 - Classified Salaries	1,422,706	38.10	1,489,889	38.81
329,970	557,341	622,942	0121 - Certif Salaries Temporary	526,258		525,000	
4,719	8,769	65,660	0122 - Noncertif Salaries Temptry	40,788		45,000	
96,822	102,255	115,932	0132 - Leadership Stipend	122,364		126,000	
23,785	22,797	18,448	0136 - Extended Contracts	33,990		34,000	
1,842,649	1,954,930	2,093,461	0210 - PERS	2,184,146		2,691,706	
-	932,939	938,625	0211 - PERS UAL	1,048,233		1,064,323	
786,014	877,960	911,476	0220 - Social Security	943,406		1,030,650	
23,717	26,750	27,213	0231 - Worker's Comp Insurance	26,551		32,647	
20,570	9,599	25,457	0233 - Unemployment Insurance	246,635		134,717	
-	-	47,607	0235 - Paid Family Leave Assessment	49,335		53,896	
(200)	-	-	0240 - Insurance Benefit-Admin	-		-	
2,200,161	2,297,705	2,218,506	0241 - Insurance Benefit-Cert	2,343,422		2,352,343	
373,917	512,765	621,341	0242 - Insurance Benefit-Class	658,261		685,716	
566	-	-	0311 - Instruction Service-Pupil	-		-	
55	67,522	-	0312 - Instr Prog Improv-Tchr	210		-	
51,860	190,559	65,391	0322 - Repairs/Maint Services	35,045		29,200	
13,574	8,686	8,686	0324 - Rentals	20,800		13,500	
-	-	-	0341 - Travel Local In District	420		-	
-	-	-	0389 - Non Instruct Prof/Tech	-		500	
144,387	236,889	234,865	0410 - Consumable Supplies	182,529		243,263	
617,423	876,576	98,270	0420 - Textbooks	132,850		35,500	
48,970	32,449	35,347	0460 - Non Consumable Supplies	42,294		37,476	
55,398	25,224	2,998	0470 - Computer Software	2,500		202,300	
1,660	(38)	-	0480 - Computer Hardware < \$2500	9,655		7,700	
-	-	6,157	0541 - Initial/Addl Equipment	-		-	
-	6,204	12,911	0542 - Replacement Equipment	-		-	
15,980,658	19,000,652	18,779,599	Total Function:	20,258,310	154.11	22,087,806	150.79
1121 - Jr. High Programs							
5,072,771	5,709,680	6,205,283	0111 - Licensed Salaries	6,681,996	76.71	6,304,138	63.60
63,258	76,935	76,180	0112 - Classified Salaries	87,826	2.38	69,897	1.63
190,314	290,049	311,270	0121 - Certif Salaries Temporary	216,896		255,000	
131	690	1,527	0122 - Noncertif Salaries Temptry	4,532		1,000	
63,709	68,520	73,686	0132 - Leadership Stipend	70,555		82,000	
896	14,186	15,195	0136 - Extended Contracts	-		-	
1,001,905	1,116,806	1,241,569	0210 - PERS	1,291,753		1,345,359	
-	527,184	539,192	0211 - PERS UAL	600,255		530,250	
418,269	480,320	517,965	0220 - Social Security	540,230		513,477	
12,485	14,552	15,483	0231 - Worker's Comp Insurance	14,621		15,777	
10,935	5,218	14,543	0233 - Unemployment Insurance	141,235		67,124	
-	-	27,143	0235 - Paid Family Leave Assessment	28,254		26,850	
1,205,379	1,299,646	1,315,971	0241 - Insurance Benefit-Cert	1,546,108		1,343,922	
22,441	49,711	49,263	0242 - Insurance Benefit-Class	40,707		28,966	
170,542	374,500	385,500	0311 - Instruction Service-Pupil	450,000		475,000	
34,580	70,375	66,785	0322 - Repairs/Maint Services	31,965		23,500	
14,989	16,001	8,024	0324 - Rentals	22,000		20,000	
-	-	142	0342 - Travel Out of District	-		-	
-	2,523	-	0389 - Non Instruct Prof/Tech	-		500	
54,751	67,541	62,788	0410 - Consumable Supplies	136,199		170,300	
261,501	79,330	283,802	0420 - Textbooks	115,150		139,450	
-	-	-	0430 - Library Books	500		1,000	
11,940	3,387	9,149	0460 - Non Consumable Supplies	8,500		18,500	
3,624	916	1,076	0470 - Computer Software	6,000		205,500	
(291)	4,178	2,878	0480 - Computer Hardware < \$2500	5,529		8,529	
-	7,011	-	0541 - Initial/Addl Equipment	-		-	
8,614,132	10,279,257	11,224,412	Total Function:	12,040,811	79.08	11,646,039	65.22
1122 - Jr. High Co-curricular Programs							
11,863	19,332	23,486	0112 - Classified Salaries	22,848	0.50	23,444	0.50
155,489	192,314	200,030	0133 - Cocurricular Stipends	203,940		220,000	
1,423	1,940	2,441	0136 - Extended Contracts	-		-	
28,745	32,914	37,640	0210 - PERS	27,489		46,066	
-	16,773	18,544	0211 - PERS UAL	19,276		19,232	
12,745	16,216	16,957	0220 - Social Security	17,350		18,624	
405	541	532	0231 - Worker's Comp Insurance	721		780	
333	213	304	0233 - Unemployment Insurance	4,535		2,434	

Continued from previous page.

2021/22 Actuals	2022/23 Actuals	2023/24 Actuals		2024/25	2025/26		
				Adopted	Proposed, Approved & Adopted		
\$	\$	\$		\$	FTE	\$	FTE
-	-	886	0235 - Paid Family Leave Assessment	908		974	
-	4,412	3,510	0241 - Insurance Benefit-Cert	-		-	
2,006	4,727	6,118	0242 - Insurance Benefit-Class	8,570		4,456	
51	33	-	0322 - Repairs/Maint Services	800		10,800	
8,402	15,671	17,322	0389 - Non Instruct Prof/Tech	21,600		20,950	
5,605	842	217	0410 - Consumable Supplies	6,020		6,520	
797	2,169	59	0460 - Non Consumable Supplies	-		-	
364	434	2,115	0640 - Dues and Fees	542		542	
228,229	308,531	330,162	Total Function:	334,599	0.50	374,822	0.50
			1126 - JR High Cocurric-Music				
13,908	12,390	11,499	0133 - Cocurricular Stipends	20,394		21,000	
2,517	2,433	2,106	0210 - PERS	2,468		4,174	
-	1,063	934	0211 - PERS UAL	1,734		1,660	
1,063	947	879	0220 - Social Security	1,560		1,606	
31	28	26	0231 - Worker's Comp Insurance	68		70	
28	9	25	0233 - Unemployment Insurance	408		210	
-	-	46	0235 - Paid Family Leave Assessment	82		84	
1,483	967	874	0241 - Insurance Benefit-Cert	-		-	
-	-	-	0322 - Repairs/Maint Services	245		245	
2,190	2,252	3,644	0410 - Consumable Supplies	5,500		6,000	
1,297	3,156	2,982	0420 - Textbooks	8,292		8,292	
-	2,563	4,498	0460 - Non Consumable Supplies	2,000		1,666	
22,518	25,808	27,513	Total Function:	42,751		45,007	
			1131 - High School Programs				
8,191,190	8,587,624	9,056,090	0111 - Licensed Salaries	9,468,438	101.57	9,159,391	86.83
108,941	160,854	167,886	0112 - Classified Salaries	208,723	5.94	265,178	6.01
215,112	313,219	345,664	0121 - Certif Salaries Temporary	245,435		250,000	
670	4,245	8,860	0122 - Noncertif Salaries Temptry	6,232		2,000	
48,560	57,067	53,192	0132 - Leadership Stipend	67,980		70,000	
8,282	8,786	6,692	0136 - Extended Contracts	-		-	
1,644,884	1,717,834	1,842,005	0210 - PERS	1,818,888		2,001,811	
-	787,064	779,511	0211 - PERS UAL	849,733		769,979	
673,032	706,332	745,591	0220 - Social Security	764,759		745,622	
19,418	21,120	22,056	0231 - Worker's Comp Insurance	21,719		22,753	
17,361	7,698	20,745	0233 - Unemployment Insurance	199,938		97,457	
-	-	39,035	0235 - Paid Family Leave Assessment	39,994		39,000	
1,897,219	1,982,764	1,955,766	0241 - Insurance Benefit-Cert	2,057,994		1,835,455	
40,587	58,799	42,730	0242 - Insurance Benefit-Class	101,767		101,380	
347	5,626	447	0311 - Instruction Service-Pupil	-		-	
44,828	54,104	72,336	0322 - Repairs/Maint Services	36,215		33,000	
32,163	27,725	20,508	0324 - Rentals	48,000		43,000	
-	-	201	0342 - Travel Out of District	-		-	
-	-	-	0389 - Non Instruct Prof/Tech	2,000		2,000	
168,405	218,332	247,283	0410 - Consumable Supplies	265,850		273,250	
419,047	208,914	428,467	0420 - Textbooks	132,540		143,240	
-	3,301	-	0430 - Library Books	-		-	
22,901	13,360	18,245	0460 - Non Consumable Supplies	20,250		55,650	
12,714	2,642	19,181	0470 - Computer Software	1,300		26,300	
9,867	4,629	20,966	0480 - Computer Hardware < \$2500	32,600		10,000	
-	-	-	0541 - Initial/Addl Equipment	6,300		-	
300	384	725	0640 - Dues and Fees	500		600	
13,575,828	14,952,421	15,914,184	Total Function:	16,397,155	107.51	15,947,066	92.84
			1132 - High School Co-curricular				
150,312	230,250	242,966	0112 - Classified Salaries	252,836	4.75	268,242	4.75
236,142	267,720	290,208	0113 - Administrator Salaries	286,780	2.00	300,168	2.00
592	-	-	0122 - Noncertif Salaries Temptry	-		-	
7,316	7,644	8,218	0132 - Leadership Stipend	-		-	
1,126,742	1,234,772	1,317,937	0133 - Cocurricular Stipends	1,246,300		1,350,000	
6,934	11,019	17,446	0136 - Extended Contracts	-		-	
156,023	156,967	184,434	0210 - PERS	215,732		386,152	
-	87,039	103,716	0211 - PERS UAL	151,803		151,554	
116,843	133,851	143,282	0220 - Social Security	136,622		146,758	
3,483	4,036	4,285	0231 - Worker's Comp Insurance	5,223		5,764	
3,362	1,750	2,582	0233 - Unemployment Insurance	35,720		19,185	
-	-	7,285	0235 - Paid Family Leave Assessment	7,146		7,672	
46,381	43,243	45,231	0240 - Insurance Benefit-Admin	47,122		49,006	
6,189	14,276	13,757	0241 - Insurance Benefit-Cert	-		-	
60,122	84,539	79,813	0242 - Insurance Benefit-Class	68,560		71,301	
2,990	3,090	3,090	0290 - Administrative Dues	3,000		3,150	
14,832	19,905	30,038	0322 - Repairs/Maint Services	6,000		21,000	
5,303	8,499	9,212	0324 - Rentals	6,000		275,413	
1,680	2,280	4,490	0341 - Travel Local In District	-		-	

Continued from previous page.

2021/22	2022/23	2023/24		2024/25	2025/26		
Actuals	Actuals	Actuals		Adopted	Proposed, Approved & Adopted		
\$	\$	\$		\$	FTE	\$ FTE	
17,514	10,780	11,026	0342 - Travel Out of District	400		400	
119,773	114,053	115,094	0389 - Non Instruct Prof/Tech	112,300		113,975	
17,879	23,135	21,566	0410 - Consumable Supplies	16,550		16,550	
10,442	27,101	43,448	0460 - Non Consumable Supplies	27,550		29,050	
1,223	2,197	1,524	0470 - Computer Software	2,000		2,000	
-	1,290	-	0480 - Computer Hardware < \$2500	-		-	
2,900	56,705	-	0541 - Initial/Addl Equipment	-		-	
56,540	58,339	98,438	0640 - Dues and Fees	44,600		59,000	
2,171,517	2,604,480	2,799,083	Total Function:	2,672,244	6.75	3,276,340 6.75	
1136 - SR High Cocurric-Music							
7,346	8,410	8,098	0133 - Cocurricular Stipends	22,660		19,000	
1,330	1,522	1,483	0210 - PERS	2,742		3,778	
-	748	658	0211 - PERS UAL	1,926		1,502	
562	643	619	0220 - Social Security	1,734		1,454	
17	19	18	0231 - Worker's Comp Insurance	74		62	
15	7	18	0233 - Unemployment Insurance	454		190	
-	-	32	0235 - Paid Family Leave Assessment	90		76	
2,743	2,727	2,679	0241 - Insurance Benefit-Cert	-		-	
-	600	600	0329 - Laundry Service	1,000		1,000	
290	156	98	0410 - Consumable Supplies	1,100		1,600	
5,191	5,231	7,420	0420 - Textbooks	6,500		6,500	
238	1,380	9,010	0460 - Non Consumable Supplies	-		-	
1,034	154	-	0470 - Computer Software	800		500	
250	1,164	1,285	0640 - Dues and Fees	1,500		1,400	
19,015	22,761	32,019	Total Function:	40,580		37,062	
1210 - Talented & Gifted Programs							
335,567	358,005	383,792	0111 - Licensed Salaries	480,717	5.00	467,680 4.30	
-	110	922	0121 - Certif Salaries Temporary	12,557		1,000	
48	373	56	0136 - Extended Contracts	1,133		-	
66,289	70,746	75,788	0210 - PERS	95,561		100,465	
-	31,896	31,623	0211 - PERS UAL	42,027		37,026	
25,178	27,025	29,044	0220 - Social Security	37,823		35,855	
743	809	859	0231 - Worker's Comp Insurance	1,035		1,079	
658	294	709	0233 - Unemployment Insurance	9,888		4,685	
-	-	1,520	0235 - Paid Family Leave Assessment	1,980		1,873	
71,730	41,430	41,785	0241 - Insurance Benefit-Cert	101,722		90,979	
-	-	55	0341 - Travel Local In District	-		-	
1,410	1,314	900	0410 - Consumable Supplies	3,335		3,000	
-	-	-	0420 - Textbooks	525		-	
-	-	-	0440 - Periodicals	105		-	
-	-	-	0640 - Dues and Fees	525		-	
501,624	532,002	567,052	Total Function:	788,933	5.00	743,642 4.30	
1220 - Restrictive Programs for Students with Disabilities							
1,050,137	1,141,134	1,238,541	0111 - Licensed Salaries	1,398,741	17.00	1,576,415 17.00	
1,900,879	2,617,371	3,265,660	0112 - Classified Salaries	3,138,480	81.69	3,333,466 82.31	
275,621	317,266	276,960	0114 - Managerial/Specialist Salaries	521,169	7.00	606,855 7.00	
31,123	81,611	29,088	0121 - Certif Salaries Temporary	57,080		24,500	
48,034	121,542	122,048	0122 - Noncertif Salaries Temptry	145,820		109,000	
6,704	26,619	18,524	0135 - Home Teachers	12,463		5,000	
17,017	28,934	50,848	0136 - Extended Contracts	45,435		38,000	
537,421	551,569	637,374	0210 - PERS	673,618		1,003,783	
-	331,375	361,510	0211 - PERS UAL	452,147		449,765	
251,830	327,544	382,404	0220 - Social Security	406,924		435,531	
8,063	10,589	12,403	0231 - Worker's Comp Insurance	11,065		15,101	
6,574	3,540	10,805	0233 - Unemployment Insurance	106,368		56,929	
-	-	20,001	0235 - Paid Family Leave Assessment	21,282		22,782	
65,619	90,764	83,060	0240 - Insurance Benefit-Admin	-		-	
319,396	322,470	313,498	0241 - Insurance Benefit-Cert	345,848		486,634	
744,959	1,004,853	1,165,637	0242 - Insurance Benefit-Class	1,553,800		1,485,054	
-	1,025	-	0311 - Instruction Service-Pupil	-		-	
5,399	-	-	0312 - Instr Prog Improv-Tchr	7,350		5,000	
35	2,204	25,062	0322 - Repairs/Maint Services	1,050		1,000	
3,552	5,318	5,685	0341 - Travel Local In District	7,875		11,000	
5,077	3,449	2,141	0342 - Travel Out of District	3,360		1,500	
1,059,229	731,570	15,912	0371 - Tuition Dist In State	824,000		900,000	
228,411	316,408	1,637,035	0373 - Tuition Private Schools	350,000		800,000	
28,457	374,550	287,647	0389 - Non Instruct Prof/Tech	152,500		400,000	
7,148	8,861	10,900	0410 - Consumable Supplies	10,185		11,000	
-	-	-	0420 - Textbooks	420		3,000	
4,587	2,107	2,171	0460 - Non Consumable Supplies	7,140		6,000	
167	1,021	1,529	0470 - Computer Software	6,825		85,000	
3,905	1,543	5,797	0480 - Computer Hardware < \$2500	-		-	
6,609,344	8,425,235	9,982,241	Total Function:	10,260,945	105.69	11,872,315 106.31	

Continued from previous page.

2021/22	2022/23	2023/24		2024/25	2025/26	
Actuals	Actuals	Actuals		Adopted	Proposed, Approved & Adopted	
\$	\$	\$		\$	FTE	\$ FTE
1250 - Less Restrictive Programs for Students wth Disabilities						
1,814,628	2,326,148	2,581,302	0111 - Licensed Salaries	3,011,915	36.00	3,120,622 33.25
1,155,890	1,820,119	2,251,855	0112 - Classified Salaries	2,662,487	72.06	2,294,848 58.13
47,576	117,518	143,160	0121 - Certif Salaries Temporary	38,814		155,500
59,977	118,864	139,511	0122 - Noncertif Salaries Temptry	48,719		126,000
-	-	-	0132 - Leadership Stipend	7,365		-
59,473	74,155	113,381	0136 - Extended Contracts	49,853		46,500
521,780	655,496	776,922	0210 - PERS	856,659		1,079,607
-	354,927	387,293	0211 - PERS UAL	494,640		453,740
235,225	340,585	399,553	0220 - Social Security	445,164		439,371
7,461	10,906	12,441	0231 - Worker's Comp Insurance	13,380		14,430
6,154	3,714	11,194	0233 - Unemployment Insurance	116,376		57,429
-	-	20,682	0235 - Paid Family Leave Assessment	23,274		22,978
379,972	545,689	559,756	0241 - Insurance Benefit-Cert	732,384		703,502
544,015	788,065	996,445	0242 - Insurance Benefit-Class	1,228,675		1,020,491
24,402	32,582	33,843	0322 - Repairs/Maint Services	31,500		-
74	390	234	0341 - Travel Local In District	1,575		1,000
174	194	595	0342 - Travel Out of District	1,575		1,000
-	16,704	-	0371 - Tuition Dist In State	-		-
-	259,192	60,350	0389 - Non Instruct Prof/Tech	-		100,000
5,389	3,467	-	0410 - Consumable Supplies	5,775		4,000
-	-	-	0420 - Textbooks	4,200		4,000
1,285	4,087	349	0460 - Non Consumable Supplies	4,200		4,000
15,722	17,056	-	0470 - Computer Software	15,750		45,000
-	1,118	329	0480 - Computer Hardware < \$2500	-		-
4,879,198	7,490,975	8,489,194	Total Function:	9,794,280	108.06	9,694,018 91.38
1280 - Alternative Learning Programs						
652,457	675,219	671,135	0111 - Licensed Salaries	710,720	8.00	563,745 5.60
8,177	9,166	11,737	0135 - Home Teachers	22,660		15,000
-	719	997	0136 - Extended Contracts	-		-
118,089	125,222	124,264	0210 - PERS	132,874		118,630
-	60,231	55,273	0211 - PERS UAL	62,336		45,721
50,524	52,344	51,918	0220 - Social Security	56,102		44,276
1,474	1,547	1,537	0231 - Worker's Comp Insurance	1,539		1,348
1,321	574	1,503	0233 - Unemployment Insurance	14,667		5,786
-	-	2,714	0235 - Paid Family Leave Assessment	2,935		2,316
119,899	137,688	121,959	0241 - Insurance Benefit-Cert	162,752		118,485
858	1,415	1,455	0341 - Travel Local In District	4,935		5,000
162,824	260,248	384,563	0360 - Payment to Charter Schools	262,500		-
56,605	43,322	298,923	0371 - Tuition Dist In State	73,500		75,000
35,055	50,846	73,025	0373 - Tuition Private Schools	52,500		75,000
-	-	79	0410 - Consumable Supplies	-		-
-	-	-	0420 - Textbooks	5,250		1,000
-	-	-	0470 - Computer Software	30,500		1,000
1,207,284	1,418,541	1,801,083	Total Function:	1,595,770	8.00	1,072,307 5.60
1290 - Designated Programs						
319,199	406,962	428,636	0111 - Licensed Salaries	451,503	4.80	535,763 5.00
-	55,535	47,634	0112 - Classified Salaries	82,623	1.89	68,096 1.69
4,890	6,660	3,698	0121 - Certif Salaries Temporary	2,283		3,000
3,901	3,128	2,975	0136 - Extended Contracts	2,266		-
57,863	79,661	86,062	0210 - PERS	89,678		108,429
-	40,233	39,051	0211 - PERS UAL	45,788		47,943
24,674	35,588	36,441	0220 - Social Security	41,209		46,424
731	1,081	1,088	0231 - Worker's Comp Insurance	1,055		1,332
645	388	1,025	0233 - Unemployment Insurance	10,772		6,070
-	-	1,907	0235 - Paid Family Leave Assessment	2,152		2,425
52,081	75,461	79,154	0241 - Insurance Benefit-Cert	101,720		105,791
-	31,912	27,791	0242 - Insurance Benefit-Class	28,923		30,080
-	971	-	0322 - Repairs/Maint Services	-		-
1,233	1,229	1,784	0341 - Travel Local In District	1,575		2,500
1,992	2,820	139	0342 - Travel Out of District	2,625		1,000
-	-	855	0389 - Non Instruct Prof/Tech	-		-
1,614	28	-	0410 - Consumable Supplies	2,100		1,500
675	-	-	0460 - Non Consumable Supplies	5,250		1,000
1,195	-	-	0470 - Computer Software	2,100		-
-	879	-	0480 - Computer Hardware < \$2500	-		-
470,693	742,536	758,241	Total Function:	873,622	6.69	961,353 6.69
1410 - Elementary Summer School Programs						
-	-	1,102	0410 - Consumable Supplies	-		500
1430 - High School Summer School Programs						
-	17,500	12,549	0136 - Extended Contracts	-		10,000
-	3,345	2,527	0210 - PERS	-		1,988
-	1,487	602	0211 - PERS UAL	-		790
-	1,339	959	0220 - Social Security	-		765
-	40	28	0231 - Worker's Comp Insurance	-		33
-	17	157	0233 - Unemployment Insurance	-		100
-	-	42	0235 - Paid Family Leave Assessment	-		40
-	-	4,695	0373 - Tuition Private Schools	-		-
-	23,728	21,560	Total Function:	-		13,716

Continued from previous page.

2021/22 Actuals	2022/23 Actuals	2023/24 Actuals		2024/25 Adopted		2025/26 Proposed, Approved & Adopted	
\$	\$	\$		\$	FTE	\$	FTE
1460 - Spec Servs Summer School							
-	-	144	0136 - Extended Contracts	-	-	35,000	-
-	-	26	0210 - PERS	-	-	6,958	-
-	-	6	0211 - PERS UAL	-	-	2,765	-
-	-	11	0220 - Social Security	-	-	2,678	-
-	-	0	0231 - Worker's Comp Insurance	-	-	116	-
-	-	2	0233 - Unemployment Insurance	-	-	350	-
-	-	1	0235 - Paid Family Leave Assessment	-	-	140	-
-	-	255	0373 - Tuition Private Schools	-	-	-	-
-	-	445				48,007	
54,280,038	65,826,927	70,727,889		Total Function:	-	48,007	-
				Total Instruction	75,100,000	581.39	77,820,000
							530.38
2000 - Support Services							
2110 - Attendance and Social Work Services							
106,566	133,893	109,787	0112 - Classified Salaries	164,950	3.75	181,336	3.75
118,071	133,860	-	0113 - Administrator Salaries	-	-	-	-
-	-	70,338	0114 - Managerial/Specialist Salaries	73,607	1.00	34,898	0.50
-	216	-	0122 - Noncertif Salaries Temptry	-	-	-	-
339	147	-	0136 - Extended Contracts	567	-	-	-
40,761	36,686	24,676	0210 - PERS	27,610	-	35,800	-
-	23,841	14,687	0211 - PERS UAL	20,326	-	17,083	-
17,233	20,494	13,936	0220 - Social Security	18,293	-	16,543	-
527	624	428	0231 - Worker's Comp Insurance	408	-	497	-
599	281	392	0233 - Unemployment Insurance	4,781	-	2,162	-
-	-	720	0235 - Paid Family Leave Assessment	955	-	867	-
19,038	19,472	6,880	0240 - Insurance Benefit-Admin	23,561	-	12,252	-
13,488	23,023	18,670	0242 - Insurance Benefit-Class	64,272	-	66,844	-
900	900	-	0290 - Administrative Dues	1,000	-	1,050	-
1,140	2,040	2,040	0341 - Travel Local In District	1,575	-	2,000	-
2,441	4,051	2,228	0342 - Travel Out of District	8,400	-	1,000	-
-	-	711	0351 - Telephone/Cell Phone	-	-	500	-
512	-	32	0355 - Printing & Binding	525	-	500	-
768	-	-	0383 - Architects/Engineers	10,500	-	-	-
216,741	195,000	167,814	0389 - Non Instruct Prof/Tech	215,250	-	10,000	-
82,889	16,352	828	0410 - Consumable Supplies	8,400	-	500	-
6,758	-	-	0460 - Non Consumable Supplies	-	-	-	-
1,000	-	-	0470 - Computer Software	-	-	-	-
629,771	610,881	434,167		Total Function:	644,980	4.75	383,832
							4.25
2120 - Guidance Services							
1,387,955	1,552,474	1,695,918	0111 - Licensed Salaries	1,944,398	22.30	1,886,454	19.00
346,594	408,509	418,256	0112 - Classified Salaries	462,881	9.25	487,751	9.25
10,592	115	-	0121 - Certif Salaries Temporary	-	-	1,000	-
572	-	-	0122 - Noncertif Salaries Temptry	-	-	-	-
18,589	18,543	59,283	0136 - Extended Contracts	36,050	-	65,000	-
320,906	339,500	385,935	0210 - PERS	413,089	-	503,003	-
-	170,686	177,250	0211 - PERS UAL	207,684	-	192,779	-
125,346	151,348	165,754	0220 - Social Security	186,914	-	186,679	-
4,043	4,601	4,981	0231 - Worker's Comp Insurance	4,882	-	5,679	-
3,543	1,685	4,469	0233 - Unemployment Insurance	48,866	-	24,405	-
-	-	8,616	0235 - Paid Family Leave Assessment	9,773	-	9,764	-
339,989	342,536	370,729	0241 - Insurance Benefit-Cert	453,671	-	402,002	-
142,644	148,239	132,807	0242 - Insurance Benefit-Class	158,545	-	164,882	-
-	1,200	720	0322 - Repairs/Maint Services	-	-	-	-
1,352	2,856	1,920	0355 - Printing & Binding	2,000	-	1,500	-
1,977	1,506	587	0410 - Consumable Supplies	3,685	-	3,300	-
-	94	100	0420 - Textbooks	100	-	100	-
70	1,098	309	0460 - Non Consumable Supplies	1,400	-	575	-
720	99	120	0470 - Computer Software	940	-	120	-
298	1,549	2,474	0480 - Computer Hardware < \$2500	-	-	-	-
1,275	1,396	1,214	0640 - Dues and Fees	2,390	-	2,230	-
2,706,464	3,148,033	3,431,442		Total Function:	3,937,268	31.55	3,937,223
							28.25
2130 - Health Services							
240,710	266,885	300,200	0114 - Managerial/Specialist Salaries	315,930	3.00	330,677	3.00
33,995	2,763	-	0136 - Extended Contracts	11,330	-	5,000	-
40,012	35,685	39,964	0210 - PERS	43,392	-	70,403	-
-	23,999	24,367	0211 - PERS UAL	27,816	-	26,518	-
20,985	20,278	22,582	0220 - Social Security	25,035	-	25,679	-
612	608	667	0231 - Worker's Comp Insurance	688	-	778	-
549	225	647	0233 - Unemployment Insurance	6,546	-	3,356	-
-	-	1,182	0235 - Paid Family Leave Assessment	1,308	-	1,344	-
46,405	74,866	66,084	0240 - Insurance Benefit-Admin	-	-	-	-
3,005	-	-	0242 - Insurance Benefit-Class	68,298	-	71,031	-
1,346	1,155	1,007	0341 - Travel Local In District	1,050	-	1,000	-
-	1,276	583	0342 - Travel Out of District	-	-	1,000	-
-	-	-	0353 - Postage	420	-	-	-
-	-	-	0389 - Non Instruct Prof/Tech	-	-	60,000	-
10,991	7,142	3,018	0410 - Consumable Supplies	12,185	-	11,725	-
267	-	-	0460 - Non Consumable Supplies	315	-	-	-
398,876	434,881	460,302		Total Function:	514,313	3.00	608,511
							3.00

Continued from previous page.

2021/22 Actuals	2022/23 Actuals	2023/24 Actuals		2024/25 Adopted		2025/26 Proposed, Approved & Adopted	
\$	\$	\$		\$	FTE	\$	FTE
<u>2140 - Psychological Services</u>							
486,129	595,186	440,317	0111 - Licensed Salaries	946,394	10.00	820,144	9.00
2,773	-	-	0113 - Administrator Salaries	-	-	-	-
19,246	19,351	13,716	0136 - Extended Contracts	7,931	-	5,000	-
92,068	107,080	77,096	0210 - PERS	140,370	-	150,049	-
-	48,491	36,877	0211 - PERS UAL	81,118	-	65,188	-
38,534	46,466	34,401	0220 - Social Security	73,004	-	63,124	-
1,127	1,391	1,015	0231 - Worker's Comp Insurance	984	-	1,904	-
1,011	494	976	0233 - Unemployment Insurance	19,084	-	8,253	-
-	-	1,794	0235 - Paid Family Leave Assessment	3,816	-	3,301	-
596	-	-	0240 - Insurance Benefit-Admin	-	-	-	-
121,241	134,843	76,278	0241 - Insurance Benefit-Cert	203,440	-	190,422	-
2	-	-	0242 - Insurance Benefit-Class	-	-	-	-
-	-	-	0312 - Instr Prog Improv-Tchr	420	-	-	-
314	13,388	14,288	0322 - Repairs/Maint Services	15,000	-	-	-
135	98	294	0341 - Travel Local In District	525	-	500	-
173,924	1,995	511,171	0389 - Non Instruct Prof/Tech	145,250	-	100,000	-
9,878	11,861	11,766	0410 - Consumable Supplies	14,200	-	10,000	-
-	-	-	0460 - Non Consumable Supplies	1,050	-	1,000	-
608	2,160	-	0470 - Computer Software	683	-	20,000	-
947,586	982,802	1,219,988	Total Function:	1,653,269	10.00	1,438,885	9.00
<u>2150 - Speech Pathology and Audiology Services</u>							
627,389	772,054	943,749	0111 - Licensed Salaries	1,251,942	13.30	1,162,318	11.70
1,796	1,240	1,304	0121 - Certif Salaries Temporary	2,283	-	2,200	-
33,394	29,636	25,142	0136 - Extended Contracts	16,995	-	15,000	-
114,590	156,127	182,729	0210 - PERS	228,676	-	247,738	-
-	71,388	76,283	0211 - PERS UAL	108,055	-	93,182	-
49,459	61,042	73,856	0220 - Social Security	97,248	-	90,234	-
1,467	1,821	2,167	0231 - Worker's Comp Insurance	2,435	-	2,733	-
1,293	674	2,098	0233 - Unemployment Insurance	25,425	-	11,796	-
-	-	3,867	0235 - Paid Family Leave Assessment	5,088	-	4,719	-
115,434	138,344	161,914	0241 - Insurance Benefit-Cert	270,575	-	247,548	-
4,330	12,017	10,185	0322 - Repairs/Maint Services	5,250	-	-	-
632	616	540	0341 - Travel Local In District	525	-	500	-
-	-	-	0342 - Travel Out of District	1,575	-	-	-
80,280	165,689	88,910	0389 - Non Instruct Prof/Tech	81,000	-	-	-
411	636	920	0410 - Consumable Supplies	3,150	-	1,000	-
308	-	-	0420 - Textbooks	788	-	-	-
-	457	-	0460 - Non Consumable Supplies	473	-	1,000	-
49	-	-	0470 - Computer Software	-	-	10,000	-
1,030,831	1,411,740	1,573,664	Total Function:	2,101,483	13.30	1,889,968	11.70
<u>2190 - Service Direction, Student Support Services</u>							
-	-	74,754	0111 - Licensed Salaries	79,463	1.00	-	-
169,451	216,072	156,840	0112 - Classified Salaries	178,327	2.81	185,532	2.81
142,548	162,807	172,439	0113 - Administrator Salaries	177,612	1.00	187,659	1.00
-	-	-	0121 - Certif Salaries Temporary	-	-	2,000	-
-	20	-	0135 - Home Teachers	-	-	-	-
24,692	35,878	37,783	0136 - Extended Contracts	5,665	-	40,000	-
67,079	64,512	70,959	0210 - PERS	66,233	-	84,284	-
-	37,471	38,730	0211 - PERS UAL	37,490	-	32,800	-
25,702	32,012	35,155	0220 - Social Security	33,052	-	30,304	-
766	978	1,065	0231 - Worker's Comp Insurance	916	-	998	-
990	487	552	0233 - Unemployment Insurance	8,821	-	4,152	-
-	-	1,693	0235 - Paid Family Leave Assessment	1,764	-	1,661	-
25,246	27,262	23,338	0240 - Insurance Benefit-Admin	23,561	-	24,503	-
3,571	6,703	8,533	0241 - Insurance Benefit-Cert	20,344	-	-	-
34,267	20,966	19,413	0242 - Insurance Benefit-Class	48,206	-	50,133	-
1,495	2,835	2,835	0290 - Administrative Dues	1,500	-	1,575	-
18,584	4,498	5,091	0322 - Repairs/Maint Services	21,000	-	5,000	-
921	4,309	104,904	0324 - Rentals	113,150	-	5,000	-
2,155	2,568	2,963	0341 - Travel Local In District	2,100	-	2,000	-
17,680	12,860	22,080	0342 - Travel Out of District	20,250	-	5,000	-
-	-	360	0351 - Telephone/Cell Phone	-	-	-	-
114	246	318	0353 - Postage	525	-	500	-
4,773	5,670	7,645	0389 - Non Instruct Prof/Tech	525	-	1,000	-
-	-	-	0390 - Other Prof/Tech Non Instr	7,350	-	-	-
9,259	23,296	24,956	0410 - Consumable Supplies	28,400	-	29,000	-
-	-	-	0430 - Library Books	735	-	-	-
100	100	-	0440 - Periodicals	525	-	-	-
90	365	-	0460 - Non Consumable Supplies	1,050	-	1,000	-
2,160	4,496	602	0470 - Computer Software	26,050	-	5,000	-
7,192	5,881	3,243	0480 - Computer Hardware < \$2500	3,150	-	-	-
-	-	5,189	0542 - Replacement Equipment	6,000	-	-	-
197	-	-	0640 - Dues and Fees	1,050	-	1,000	-
559,031	672,292	821,438	Total Function:	914,814	4.81	700,101	3.81

Continued from previous page.

2021/22 Actuals	2022/23 Actuals	2023/24 Actuals		2024/25 Adopted		2025/26 Proposed, Approved & Adopted	
\$	\$	\$		\$	FTE	\$	FTE
2210 - Improvement of Instruction Services							
-	(98)	-	0111 - Licensed Salaries	-	-	-	-
118,357	104,091	191,648	0112 - Classified Salaries	206,840	3.13	198,321	2.88
212,280	389,510	520,184	0113 - Administrator Salaries	531,229	3.00	373,561	2.00
109,568	128,794	133,946	0114 - Managerial/Specialist Salaries	137,964	1.00	144,404	1.00
5,030	4,474	31,644	0121 - Certif Salaries Temporary	137,461	-	41,813	-
1,731	-	-	0122 - Noncertif Salaries Temptry	-	-	1,000	-
173,521	89,271	129,685	0131 - Curric Developmt Wages	90,640	-	60,000	-
366,717	299,143	420,877	0136 - Extended Contracts	338,027	-	310,899	-
178,808	156,669	218,061	0210 - PERS	196,059	-	235,203	-
-	84,270	114,940	0211 - PERS UAL	122,915	-	89,271	-
75,753	77,979	108,468	0220 - Social Security	108,185	-	83,664	-
2,133	2,339	3,245	0231 - Worker's Comp Insurance	3,563	-	3,011	-
1,884	1,006	2,201	0233 - Unemployment Insurance	28,784	-	11,300	-
-	-	4,912	0235 - Paid Family Leave Assessment	5,761	-	4,522	-
48,192	56,603	80,131	0240 - Insurance Benefit-Admin	94,243	-	73,509	-
478	586	(566)	0241 - Insurance Benefit-Cert	-	-	-	-
13,692	31,442	47,291	0242 - Insurance Benefit-Class	53,562	-	51,247	-
169,910	180,361	218,774	0244 - Tuitions Reimb-Certif	280,100	-	255,025	-
-	38,700	1,795	0245 - Classified Inservice	-	-	-	-
2,693	4,635	4,635	0290 - Administrative Dues	4,000	-	4,200	-
7,084	-	6,883	0311 - Instruction Service-Pupil	8,400	-	-	-
115,111	152,532	137,773	0312 - Instr Prog Improv-Tchr	95,851	-	56,442	-
-	-	8,000	0318 - Non-Instructional Staff Imprvmt	-	-	-	-
260,952	81,605	223,895	0322 - Repairs/Maint Services	42,000	-	2,000	-
-	-	1,700	0324 - Rentals	-	-	-	-
6,716	8,734	7,047	0341 - Travel Local In District	11,900	-	10,500	-
16,106	39,531	53,013	0342 - Travel Out of District	50,429	-	8,015	-
1,980	1,508	725	0351 - Telephone/Cell Phone	2,100	-	2,000	-
1	-	-	0353 - Postage	-	-	-	-
108,914	6,172	24,412	0389 - Non Instruct Prof/Tech	78,500	-	8,177	-
-	-	-	0390 - Other Prof/Tech Non Instr	2,100	-	1,000	-
142,549	54,807	71,360	0410 - Consumable Supplies	52,093	-	45,567	-
166,141	2,035	-	0420 - Textbooks	13,816	-	3,316	-
-	6,934	4,450	0430 - Library Books	2,100	-	-	-
373	402	68	0440 - Periodicals	525	-	-	-
4,045	7,374	5,694	0460 - Non Consumable Supplies	3,150	-	5,000	-
2,699	9,077	7,043	0470 - Computer Software	3,000	-	55,000	-
641	5,866	-	0480 - Computer Hardware < \$2500	5,211	-	-	-
1,393	324	-	0640 - Dues and Fees	1,575	-	1,500	-
2,315,452	2,026,676	2,783,933	Total Function:	2,712,083	7.13	2,139,467	5.88
2220 - Educational Media Services							
86,935	94,456	100,628	0111 - Licensed Salaries	103,647	1.00	-	-
349,812	408,664	461,283	0112 - Classified Salaries	506,799	10.44	523,871	10.13
-	-	-	0121 - Certif Salaries Temporary	2,854	-	-	-
10,721	11,498	12,527	0122 - Noncertif Salaries Temptry	-	-	-	-
4,842	-	279	0128 - Textbook Workers	11,330	-	11,400	-
3,125	3,313	2,650	0132 - Leadership Stipend	3,739	-	4,000	-
9,865	17,508	9,378	0136 - Extended Contracts	3,739	-	2,000	-
78,799	62,709	78,731	0210 - PERS	85,427	-	109,081	-
-	39,334	46,776	0211 - PERS UAL	53,731	-	42,762	-
35,121	40,859	44,735	0220 - Social Security	48,356	-	41,406	-
1,131	1,290	1,398	0231 - Worker's Comp Insurance	1,328	-	1,263	-
969	464	1,173	0233 - Unemployment Insurance	12,644	-	5,413	-
-	-	2,302	0235 - Paid Family Leave Assessment	2,531	-	2,167	-
14,787	17,607	19,259	0241 - Insurance Benefit-Cert	20,344	-	-	-
137,495	140,705	162,693	0242 - Insurance Benefit-Class	178,896	-	180,479	-
24,493	29,237	34,687	0322 - Repairs/Maint Services	31,800	-	6,750	-
5,618	5,625	5,285	0410 - Consumable Supplies	7,950	-	8,500	-
1,255	1,391	-	0420 - Textbooks	4,850	-	3,400	-
39,394	32,216	34,436	0430 - Library Books	30,025	-	30,694	-
945	6,888	6,210	0440 - Periodicals	8,350	-	7,310	-
4,999	548	1,431	0460 - Non Consumable Supplies	4,740	-	2,050	-
17,784	8,606	2,385	0470 - Computer Software	16,955	-	44,000	-
-	-	538	0480 - Computer Hardware < \$2500	-	-	-	-
85	-	-	0640 - Dues and Fees	-	-	-	-
828,175	922,919	1,028,783	Total Function:	1,140,035	11.44	1,026,546	10.13
2230 - Assessment and Testing							
225	167	24	0136 - Extended Contracts	12,463	-	3,000	-
100	20	3	0210 - PERS	1,508	-	596	-
-	15	2	0211 - PERS UAL	1,059	-	237	-
16	11	2	0220 - Social Security	953	-	230	-
1	0	0	0231 - Worker's Comp Insurance	41	-	10	-
0	0	0	0233 - Unemployment Insurance	249	-	30	-
-	-	0	0235 - Paid Family Leave Assessment	50	-	12	-
-	-	-	0389 - Non Instruct Prof/Tech	3,150	-	1,250	-
1,338	1	-	0410 - Consumable Supplies	4,000	-	2,000	-
-	-	-	0640 - Dues and Fees	250	-	250	-
1,681	214	31	Total Function:	23,723		7,615	

Continued from previous page.

2021/22	2022/23	2023/24		2024/25	2025/26		
Actuals	Actuals	Actuals		Adopted	Proposed, Approved & Adopted		
\$	\$	\$		\$	FTE	\$	FTE
2310 - Board of Education Services							
33,664	36,021	31,059	0322 - Repairs/Maint Services	47,250	-	-	-
3,200	2,050	2,882	0341 - Travel Local In District	-	-	-	-
-	12,606	10,405	0342 - Travel Out of District	5,000	-	2,000	-
61,150	93,950	128,600	0381 - Audit Services	80,000	-	100,000	-
43,122	30,273	37,676	0382 - Legal Services	105,000	-	60,000	-
16,455	14,691	-	0388 - Elections	21,000	-	20,000	-
570	16,138	13,700	0389 - Non Instruct Prof/Tech	15,750	-	250	-
1,772	5,061	5,839	0410 - Consumable Supplies	2,625	-	2,750	-
-	1,443	-	0460 - Non Consumable Supplies	-	-	-	-
40	-	-	0470 - Computer Software	5,250	-	40,000	-
12,978	12,120	15,585	0640 - Dues and Fees	15,750	-	15,000	-
172,951	224,353	245,747	Total Function:	297,625		240,000	
2320 - Executive Administration Services							
76,958	92,598	100,155	0112 - Classified Salaries	103,160	1.00	107,975	1.00
533,161	459,458	467,268	0113 - Administrator Salaries	481,286	2.00	505,507	2.00
3,511	-	-	0122 - Noncertif Salaries Temptry	3,399	-	-	-
2,184	1,796	4,755	0136 - Extended Contracts	4,532	-	5,000	-
127,278	83,968	86,821	0210 - PERS	89,504	-	142,463	-
-	50,628	46,464	0211 - PERS UAL	50,353	-	48,860	-
43,697	34,394	35,293	0220 - Social Security	34,295	-	34,439	-
1,335	1,211	1,245	0231 - Worker's Comp Insurance	1,230	-	1,427	-
2,030	807	634	0233 - Unemployment Insurance	11,848	-	6,185	-
-	-	1,900	0235 - Paid Family Leave Assessment	2,370	-	2,474	-
63,659	57,771	48,478	0240 - Insurance Benefit-Admin	70,683	-	73,509	-
17,837	17,751	19,394	0242 - Insurance Benefit-Class	-	-	-	-
-	-	-	0243 - TSA Contribution	-	-	23,000	-
3,040	1,745	1,745	0290 - Administrative Dues	12,000	-	12,600	-
-	-	-	0319 - Other Instruct Pro/Tech	1,050	-	500	-
-	4,031	-	0324 - Rentals	-	-	2,000	-
11,388	10,204	10,140	0341 - Travel Local In District	12,600	-	13,000	-
-	3,877	4,233	0342 - Travel Out of District	5,250	-	1,000	-
-	-	-	0353 - Postage	1,050	-	-	-
-	111	403	0355 - Printing & Binding	-	-	1,000	-
6,600	1,406	218	0389 - Non Instruct Prof/Tech	-	-	5,000	-
2,630	11,056	11,273	0410 - Consumable Supplies	6,300	-	8,000	-
302	-	-	0430 - Library Books	-	-	500	-
276	197	201	0440 - Periodicals	525	-	100	-
-	1,095	-	0460 - Non Consumable Supplies	-	-	-	-
3,600	-	-	0470 - Computer Software	-	-	31,000	-
-	-	-	0480 - Computer Hardware < \$2500	52,500	-	-	-
4,567	10,575	3,769	0640 - Dues and Fees	10,500	-	5,000	-
904,051	844,680	844,390	Total Function:	954,435	3.00	1,030,539	3.00
2410 - Office of the Principal Services							
-	-	173,542	0111 - Licensed Salaries	181,623	2.00	-	-
919,417	1,017,062	1,087,178	0112 - Classified Salaries	1,187,496	22.44	1,197,597	21.31
2,126,160	2,448,883	2,492,991	0113 - Administrator Salaries	2,557,620	17.00	2,678,812	17.00
9,462	13,573	31,639	0122 - Noncertif Salaries Temptry	4,648	-	8,500	-
154,451	201,533	189,699	0136 - Extended Contracts	88,199	-	91,500	-
19,602	26,803	26,147	0139 - Chaperones etc	-	-	-	-
578,967	486,770	521,109	0210 - PERS	528,752	-	822,733	-
-	313,025	320,694	0211 - PERS UAL	341,662	-	314,144	-
249,349	286,564	309,723	0220 - Social Security	307,312	-	302,886	-
7,471	8,686	9,157	0231 - Worker's Comp Insurance	8,394	-	9,242	-
9,556	4,063	5,975	0233 - Unemployment Insurance	80,393	-	39,762	-
-	-	14,270	0235 - Paid Family Leave Assessment	16,080	-	15,903	-
341,233	370,253	349,078	0240 - Insurance Benefit-Admin	400,537	-	416,551	-
1,529	7,456	43,545	0241 - Insurance Benefit-Cert	40,688	-	-	-
307,235	323,159	345,876	0242 - Insurance Benefit-Class	378,149	-	379,898	-
24,515	25,365	25,365	0290 - Administrative Dues	26,500	-	27,825	-
248	2,965	232	0322 - Repairs/Maint Services	-	-	-	-
8,160	5,539	4,023	0324 - Rentals	5,000	-	5,000	-
15,432	20,117	20,281	0341 - Travel Local In District	15,970	-	15,200	-
776	1,629	2,490	0342 - Travel Out of District	-	-	750	-
9,468	7,934	4,815	0353 - Postage	14,465	-	10,274	-
2,975	-	-	0355 - Printing & Binding	2,500	-	2,250	-
-	-	-	0381 - Audit Services	1,200	-	1,200	-
-	441	-	0389 - Non Instruct Prof/Tech	-	-	-	-
44,463	53,115	54,674	0410 - Consumable Supplies	84,365	-	84,728	-
-	50	-	0440 - Periodicals	-	-	-	-
-	126	-	0450 - Food Purchases	-	-	-	-
16,569	13,836	17,451	0460 - Non Consumable Supplies	42,400	-	54,120	-
149	442	194	0470 - Computer Software	335	-	300	-
-	420	4,829	0480 - Computer Hardware < \$2500	5,450	-	5,400	-
4,427	12,503	2,684	0640 - Dues and Fees	3,755	-	5,500	-
4,851,613	5,652,315	6,057,663	Total Function:	6,323,493	41.44	6,490,075	38.31

Continued from previous page.

2021/22 Actuals	2022/23 Actuals	2023/24 Actuals		2024/25 Adopted	2025/26 Proposed, Approved & Adopted		
\$	\$	\$		\$	FTE	\$	FTE
2520 - Fiscal Services							
381,763	500,985	623,582	0112 - Classified Salaries	665,269	8.00	616,158	7.00
-	-	46,366	0114 - Managerial/Specialist Salaries	137,964	1.00	137,528	1.00
24,740	78,654	22,639	0136 - Extended Contracts	16,995		12,000	
70,917	72,126	86,598	0210 - PERS	103,449		155,167	
-	48,888	58,153	0211 - PERS UAL	69,720		60,489	
30,946	43,241	52,527	0220 - Social Security	62,748		58,576	
949	1,329	1,605	0231 - Worker's Comp Insurance	1,710		1,773	
1,308	648	694	0233 - Unemployment Insurance	16,403		7,656	
-	-	2,313	0235 - Paid Family Leave Assessment	3,280		3,064	
2,674	9,851	24,602	0240 - Insurance Benefit-Admin	117,804		122,516	
67,917	67,418	73,431	0242 - Insurance Benefit-Class	68,560		53,475	
-	-	300	0290 - Administrative Dues	-		-	
9,099	11,755	4,949	0322 - Repairs/Maint Services	28,350		5,000	
3,354	1,032	810	0324 - Rentals	8,400		2,000	
1,508	83	480	0341 - Travel Local In District	2,100		2,000	
4,559	7,835	7,669	0342 - Travel Out of District	5,250		6,000	
3,167	4,844	8,176	0353 - Postage	7,350		5,000	
1,087	780	1,132	0354 - Advertising	525		500	
-	340	-	0386 - Data Processing Services	-		-	
22,773	43,983	35,092	0389 - Non Instruct Prof/Tech	2,625		45,000	
3,600	5,784	4,383	0410 - Consumable Supplies	5,250		5,000	
563	159	96	0440 - Periodicals	525		-	
260	272	9,545	0460 - Non Consumable Supplies	525		-	
9,440	8,295	4,214	0470 - Computer Software	1,050		30,000	
2,258	14,635	4,252	0480 - Computer Hardware < \$2500	-		-	
-	-	15,322	0542 - Replacement Equipment	-		-	
3,701	3,874	7,132	0640 - Dues and Fees	2,625		25,000	
646,581	926,811	1,096,061	Total Function:	1,328,477	9.00	1,353,902	8.00
2540 - Operation and Maintenance of Plant Services							
1,892,096	2,249,085	2,393,931	0112 - Classified Salaries	2,635,446	41.00	2,743,653	40.50
136,286	159,469	165,848	0114 - Managerial/Specialist Salaries	170,823	1.50	179,517	1.50
4,296	3,383	-	0122 - Noncertif Salaries Tempary	22,660		45,000	
2,432	21,084	90,252	0127 - Subs-Custodial	-		-	
139,374	85,783	126,660	0136 - Extended Contracts	46,453		68,000	
394,882	302,192	338,996	0210 - PERS	344,561		617,146	
-	208,451	221,691	0211 - PERS UAL	244,405		239,856	
166,251	191,923	212,216	0220 - Social Security	219,971		232,265	
30,759	37,416	40,044	0231 - Worker's Comp Insurance	40,480		53,233	
6,606	2,774	3,380	0233 - Unemployment Insurance	57,510		30,359	
-	-	9,516	0235 - Paid Family Leave Assessment	11,501		12,150	
40,182	40,889	35,122	0240 - Insurance Benefit-Admin	35,341		36,755	
492	554	98	0241 - Insurance Benefit-Cert	-		-	
455,184	500,589	587,920	0242 - Insurance Benefit-Class	702,740		721,914	
735,642	888,166	1,366,029	0322 - Repairs/Maint Services	688,570		789,400	
38,527	65,281	94,709	0324 - Rentals	42,000		35,000	
863,565	966,121	1,127,962	0325 - Electricity	1,000,000		1,250,000	
297,728	373,966	290,087	0326 - Fuel	450,000		275,000	
560,741	657,064	731,362	0327 - Water and Sewage	725,000		725,000	
88,027	90,689	94,300	0328 - Garbage	115,500		100,000	
3,571	4,125	4,782	0341 - Travel Local In District	4,200		5,000	
225	4,090	375	0342 - Travel Out of District	3,150		2,000	
30,003	98,287	129,534	0351 - Telephone/Cell Phone	117,600		157,000	
3,188	10,123	30,080	0389 - Non Instruct Prof/Tech	7,350		4,000	
-	-	-	0390 - Other Prof/Tech Non Instr	105		-	
58,732	76,569	76,197	0391 - Safety Services	78,750		80,000	
1,990	2,677	1,016	0393 - ADA	4,200		5,000	
2,290	3,325	2,314	0394 - Asbestos	7,350		10,000	
270,332	348,372	374,771	0410 - Consumable Supplies	300,080		302,180	
23,778	25,442	24,505	0413 - Vehicle Gas Oil Lube	21,000		23,000	
-	-	-	0414 - Tires Tubes	525		-	
324,558	167,545	193,339	0460 - Non Consumable Supplies	115,350		113,900	
-	-	-	0480 - Computer Hardware < \$2500	1,575		-	
-	19,715	-	0520 - Capital Outlay-Buildings	-		-	
9,999	-	-	0541 - Initial/Addl Equipment	-		-	
53,724	6,204	-	0542 - Replacement Equipment	10,500		-	
5,182	1,656	5,194	0640 - Dues and Fees	7,613		1,500	
179,810	240,217	269,888	0651 - Liability Insurance	250,000		300,000	
342,582	347,513	404,623	0653 - Property Insurance	500,000		600,000	
9,725	-	-	0655 - Judgements & Settlements	-		-	
31,326	34,966	34,955	0670 - Taxes and Licenses	36,750		37,000	
7,204,082	8,235,705	9,481,697	Total Function:	9,019,059	42.50	9,794,828	42.00
2550 - Student Transportation Services							
-	8,912	-	0112 - Classified Salaries	-		-	
-	1,123	-	0242 - Insurance Benefit-Class	-		-	
3,124,010	4,295,177	5,212,323	0331 - Reimbursable Studnt Trans	4,965,000		5,475,000	
190,677	226,909	229,053	0332 - Field Trips	62,500		72,300	
-	-	240	0389 - Non Instruct Prof/Tech	-		-	
51,298	79,435	55,877	0413 - Vehicle Gas Oil Lube	91,050		90,000	
3,365,985	4,611,556	5,497,493	Total Function:	5,118,550		5,637,300	

Continued from previous page.

2021/22	2022/23	2023/24		2024/25	2025/26		
Actuals	Actuals	Actuals		Adopted	Proposed, Approved & Adopted		
\$	\$	\$		\$	FTE	\$	FTE
			2620 - Planning, Research and Developemnt				
974	-	-	0240 - Insurance Benefit-Admin	-	-	-	-
			2630 - Information Services				
48,463	94,479	107,151	0112 - Classified Salaries	115,464	1.50	66,670	0.75
109,568	162,807	172,439	0114 - Managerial/Specialist Salaries	177,612	1.00	187,659	1.00
-	2,933	354	0122 - Noncertif Salaries Temptry	-	-	-	-
3,193	-	1,732	0136 - Extended Contracts	4,532	-	2,000	-
29,319	32,086	35,708	0210 - PERS	37,645	-	50,959	-
-	22,900	23,983	0211 - PERS UAL	25,296	-	20,250	-
12,500	20,064	21,203	0220 - Social Security	22,078	-	18,151	-
367	591	634	0231 - Worker's Comp Insurance	619	-	592	-
494	299	282	0233 - Unemployment Insurance	5,952	-	2,564	-
-	-	940	0235 - Paid Family Leave Assessment	1,190	-	1,026	-
22,624	27,200	22,051	0240 - Insurance Benefit-Admin	23,561	-	24,503	-
333	319	51	0241 - Insurance Benefit-Cert	-	-	-	-
4,460	17,617	13,526	0242 - Insurance Benefit-Class	25,710	-	13,369	-
900	900	900	0290 - Administrative Dues	1,000	-	1,050	-
3,743	10,747	15,010	0322 - Repairs/Maint Services	10,500	-	1,000	-
1,140	1,440	2,421	0341 - Travel Local In District	1,575	-	4,000	-
463	200	7,006	0342 - Travel Out of District	3,150	-	1,000	-
4,192	2,150	1,050	0353 - Postage	14,700	-	-	-
23,122	30,394	24,491	0354 - Advertising	24,150	-	8,000	-
29,166	-	859	0355 - Printing & Binding	15,750	-	1,000	-
97,377	67,461	7,936	0389 - Non Instruct Prof/Tech	8,925	-	30,000	-
2,360	2,980	2,917	0410 - Consumable Supplies	3,150	-	3,000	-
1,473	-	4,456	0460 - Non Consumable Supplies	1,575	-	1,000	-
330	-	958	0470 - Computer Software	1,050	-	12,000	-
-	-	507	0480 - Computer Hardware < \$2500	1,575	-	-	-
1,329	1,225	200	0640 - Dues and Fees	1,050	-	500	-
396,919	498,790	468,764	Total Function:	527,809	2.50	450,293	1.75
			2640 - Staff Services				
131,647	157,677	182,029	0112 - Classified Salaries	172,447	2.00	244,371	3.00
145,321	165,746	175,496	0113 - Administrator Salaries	177,612	1.00	187,659	1.00
466,829	642,965	35,043	0136 - Extended Contracts	11,330	-	12,000	-
121,468	121,571	54,687	0210 - PERS	49,507	-	96,641	-
-	74,518	33,232	0211 - PERS UAL	30,718	-	35,078	-
56,264	73,279	29,458	0220 - Social Security	26,958	-	32,510	-
2,157	4,804	877	0231 - Worker's Comp Insurance	758	-	1,034	-
1,832	2,858	391	0233 - Unemployment Insurance	7,228	-	4,440	-
-	-	1,288	0235 - Paid Family Leave Assessment	1,444	-	1,777	-
26,022	24,780	25,517	0240 - Insurance Benefit-Admin	70,683	-	49,006	-
21,857	15,232	31,485	0242 - Insurance Benefit-Class	-	-	35,650	-
36,611	3,056	50,354	0245 - Classified Inservice	35,000	-	70,000	-
1,495	1,545	1,545	0290 - Administrative Dues	2,000	-	2,100	-
5,986	96,280	67,636	0322 - Repairs/Maint Services	-	-	-	-
4,813	3,064	1,789	0341 - Travel Local In District	3,675	-	2,000	-
2,493	4,451	3,111	0342 - Travel Out of District	7,350	-	3,500	-
3,748	3,377	2,497	0354 - Advertising	5,250	-	1,000	-
1,005	263	-	0355 - Printing & Binding	1,050	-	500	-
72,053	12,262	10,365	0385 - Management Services	10,250	-	15,000	-
38,370	61,308	93,581	0389 - Non Instruct Prof/Tech	81,500	-	55,000	-
-	-	214	0392 - Bloodborne Pathogens	2,625	-	1,000	-
5,267	10,969	6,848	0410 - Consumable Supplies	6,300	-	5,000	-
88	134	494	0440 - Periodicals	525	-	100	-
465	928	1,792	0460 - Non Consumable Supplies	1,050	-	2,000	-
5,625	2,450	14,202	0470 - Computer Software	70,250	-	90,000	-
-	4,097	-	0480 - Computer Hardware < \$2500	-	-	-	-
335	485	2,136	0640 - Dues and Fees	1,050	-	900	-
1,151,750	1,488,099	826,067	Total Function:	776,560	3.00	948,266	4.00
			2660 - Technology Services				
398,315	478,048	503,027	0112 - Classified Salaries	539,160	6.00	464,568	5.00
109,568	128,794	133,946	0114 - Managerial/Specialist Salaries	137,964	1.00	122,743	0.85
3,880	490	2,483	0136 - Extended Contracts	12,463	-	2,000	-
95,508	76,316	81,503	0210 - PERS	87,617	-	117,154	-
-	54,314	54,455	0211 - PERS UAL	58,615	-	46,557	-
39,205	46,583	49,076	0220 - Social Security	52,753	-	45,083	-
1,187	1,409	1,469	0231 - Worker's Comp Insurance	1,435	-	1,356	-
1,691	707	640	0233 - Unemployment Insurance	13,793	-	5,892	-
-	-	2,130	0235 - Paid Family Leave Assessment	2,758	-	2,357	-
28,003	28,609	24,397	0240 - Insurance Benefit-Admin	23,561	-	20,828	-
-	71	-	0241 - Insurance Benefit-Cert	-	-	-	-
114,304	109,862	108,511	0242 - Insurance Benefit-Class	102,840	-	89,125	-
220,293	350,342	355,167	0322 - Repairs/Maint Services	200,000	-	204,986	-
227	-	742	0324 - Rentals	2,100	-	2,100	-
4,106	4,536	4,668	0341 - Travel Local In District	5,775	-	5,000	-
2,502	9,417	10,190	0342 - Travel Out of District	3,150	-	2,500	-
179,335	71,842	34,064	0359 - Other Comm. Services	100,000	-	15,000	-
84,297	54,228	146,986	0386 - Data Processing Services	100,000	-	180,000	-

Continued from previous page.

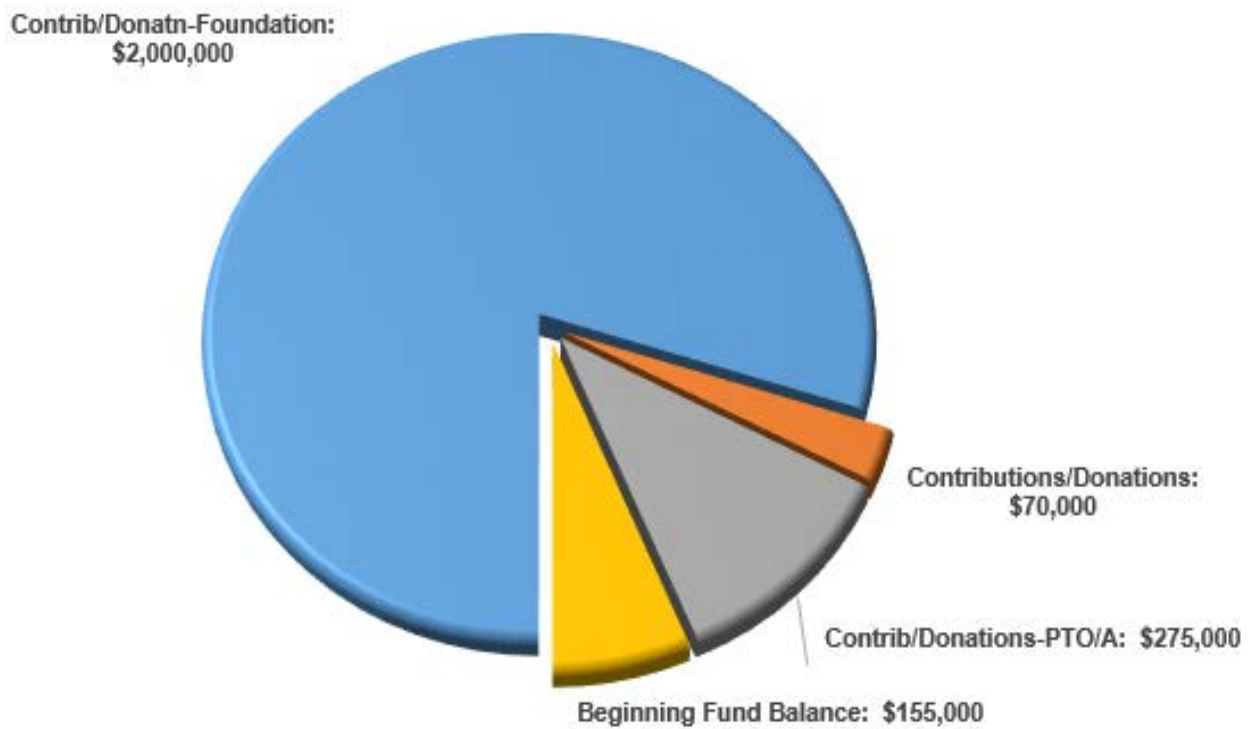
2021/22	2022/23	2023/24		2024/25	2025/26			
Actuals	Actuals	Actuals		Adopted	Proposed, Approved & Adopted			
\$	\$	\$		\$	FTE	\$	FTE	
11,995	35,171	22,650	0389 - Non Instruct Prof/Tech	21,000		40,000		
14,045	21,618	21,001	0410 - Consumable Supplies	12,600		25,000		
-	-	-	0430 - Library Books	210		-		
62	107	44	0440 - Periodicals	630		-		
3,409	9,217	1,480	0460 - Non Consumable Supplies	12,600		10,000		
18,087	77,742	161,240	0470 - Computer Software	6,300		420,000		
10,040	47,741	6,531	0480 - Computer Hardware < \$2500	14,700		-		
-	300	320	0640 - Dues and Fees	-		400		
1,340,061	1,607,466	1,726,721		Total Function:	1,512,024	7.00	1,822,649	5.85
			2700 - Early Retirement					
124,868	123,652	117,693	0116 - Supplemental Retirement Stipends	150,000		120,000		
59,940	52,186	66,257	0240 - Insurance Benefit-Admin	60,000		60,000		
333,830	349,124	329,659	0241 - Insurance Benefit-Cert	360,000		360,000		
149,022	170,796	131,125	0242 - Insurance Benefit-Class	180,000		160,000		
667,660	695,758	644,734		Total Function:	750,000	700,000		
30,120,495	34,995,972	38,643,087		Total Support Services	40,250,000	194.41	40,600,000	178.93
			4000 - Facilities Acquisition and Construction					
			4110 - Facilities Acq Srvs Dirctn					
-	-	-	0383 - Architects/Engineers	2		1		
-	-	-		Total Facilities Acquisition and Construction	2	1		
			5000 - Other Uses					
			5110 - Long-Term Debt Service					
3,369,428	1,152,965	1,183,364	0610 - Redemption of Principal	1,230,000		1,350,000		
2,194,262	335,564	355,307	0620 - Redemption of Interest	270,000		300,000		
5,563,690	1,488,529	1,538,671		Total Function:	1,500,000	1,650,000		
			5200 - Interfund Transfers					
3,548,127	472,040	694,906	0720 - Transfers	105,000		105,000		
9,111,817	1,960,569	2,233,577		Total Other Uses	1,605,000	1,755,000		
			6000 - Contingencies					
			6110 - Operating Contingency					
-	-	-	0810 - Planned Reserve	2,000,000		500,000		
-	-	-		Total Contingencies	2,000,000	500,000		
			7000 - Unappropriated Ending Fund Balance					
			7000 - Unappropriated Ending Fund Balance					
17,832,146	17,596,407	13,126,139	0820 - Reserve for Next Year	8,175,000		2,325,000		
17,832,146	17,596,407	13,126,139		Total Unappropriated Ending Fund Balance	8,175,000	2,325,000		
111,344,495	120,379,875	124,730,691	Total General Fund Requirements:	127,130,002	775.80	123,000,001	709.30	



Community Contributions Fund — Fund 200

This fund manages the resources from contributions from various community groups and the Lake Oswego Schools Foundation which are designated for specific educational projects or programs.

Fund Resource Summary



Lake Oswego School District

2025/26 Budget

Community Contributions Resources

2021/22 Actuals	2022/23 Actuals	2023/24 Actuals		2024/25 Adopted	2025/26 Proposed, Approved & Adopted
\$	\$	\$		\$	\$
3,500	483,546	-	1920 - Contributions/Donations	70,000	70,000
118,193	134,977	203,943	1921 - Contrib/Donations-PTO/A	275,000	275,000
925,000	945,000	865,000	1922 - Contrib/Donatn-Foundation	2,000,000	2,000,000
175,339	162,285	158,101	5400 - Beginning Fund Balance	155,000	155,000
1,222,031	1,725,808	1,227,044	Total Community Contribution Fund Resources:	2,500,000	2,500,000

Notes: This fund accounts for major contributions provided by the Lake Oswego Schools Foundation and school booster organizations and occasionally private donations that are not administered at the school site level. Spending is limited to the donor's intent.

Foundation revenues have by convention been budgeted at \$2 million, the standard foundation annual fundraising goal. Following conclusion of each year's campaign, allocations are adjusted to the actual level of fundraising.

Lake Oswego School District
2025/26 Budget

Community Contributions Requirements

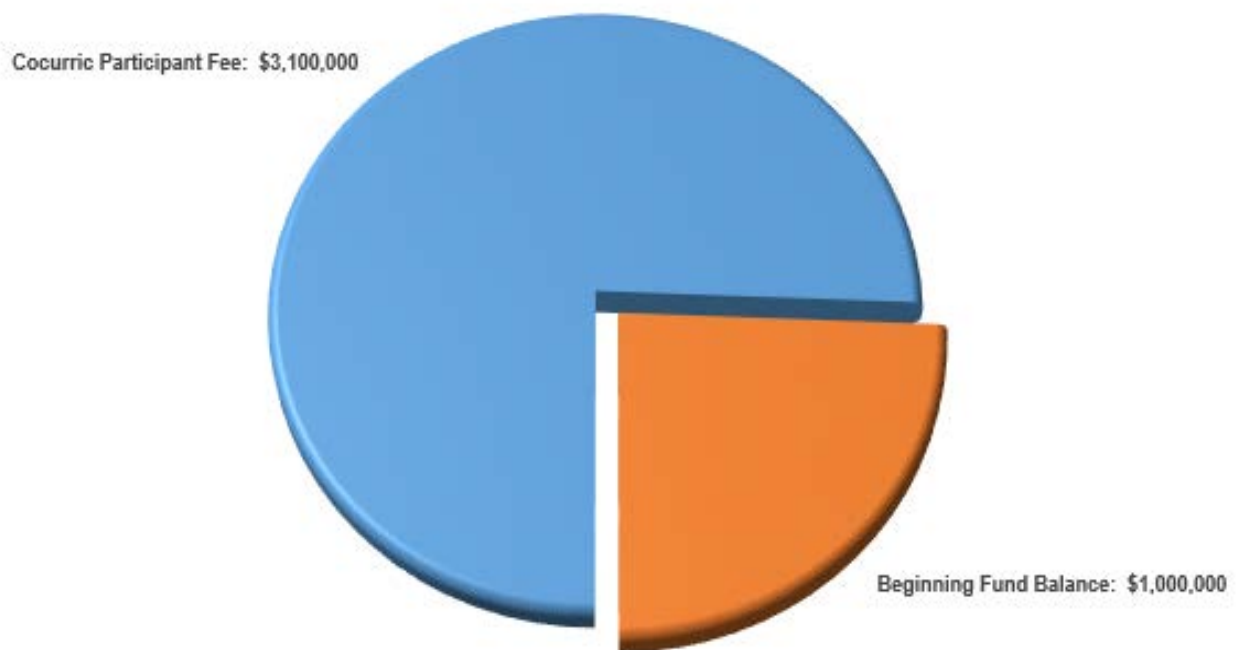
2021/22 Actuals	2022/23 Actuals	2023/24 Actuals		2024/25 Adopted	2025/26 Proposed, Approved & Adopted		
\$	\$	\$		\$	FTE	\$	FTE
1000 - Instruction							
1111 - Elementary Programs							
611,075	621,630	554,713	0100 - Salaries	945,000	14.00	945,000	12.00
-	-	-	0200 - Associated Payroll Costs	-	-	-	-
-	-	450	0300 - Purchased Services	23,000	-	23,000	-
18,778	17,055	26,621	0400 - Supplies and Materials	35,000	-	35,000	-
-	-	7,186	0500 - Capital Outlay	100,000	-	100,000	-
629,853	638,685	588,970	Total Function:	1,103,000	14.00	1,103,000	12.00
1121 - Jr. High Programs							
137,221	147,890	147,968	0100 - Salaries	400,000	6.00	400,000	5.00
-	2,800	2,800	0300 - Purchased Services	-	-	-	-
46,116	22,553	16,064	0400 - Supplies and Materials	7,000	-	7,000	-
-	-	-	0500 - Capital Outlay	25,000	-	25,000	-
183,337	173,242	166,832	Total Function:	432,000	6.00	432,000	5.00
1122 - Jr. High Co-curricular Programs							
-	-	1,411	0400 - Supplies and Materials	-	-	-	-
1126 - JR High Cocurric-Music							
-	7,508	-	0400 - Supplies and Materials	-	-	-	-
1131 - High School Programs							
181,704	175,481	162,319	0100 - Salaries	574,000	9.00	574,000	7.00
720	10,740	14,441	0300 - Purchased Services	-	-	-	-
14,792	60,864	50,572	0400 - Supplies and Materials	35,000	-	35,000	-
-	-	15,120	0500 - Capital Outlay	65,000	-	65,000	-
197,216	247,085	242,452	Total Function:	674,000	9.00	674,000	7.00
1132 - High School Co-curricular							
6,150	2,319	-	0300 - Purchased Services	5,000	-	5,000	-
1,962	2,965	397	0400 - Supplies and Materials	1,000	-	1,000	-
-	474,266	-	0500 - Capital Outlay	-	-	-	-
1,595	-	-	0600 - Other Objects	-	-	-	-
9,707	479,550	397	Total Function:	6,000		6,000	
1136 - SR High Cocurric-Music							
542	-	-	0400 - Supplies and Materials	-	-	-	-
-	-	-	0500 - Capital Outlay	5,000	-	5,000	-
542			Total Function:	5,000		5,000	
1250 - Less Restrictive Programs for Students wth Disabilities							
-	-	-	0400 - Supplies and Materials	3,000	-	3,000	-
1290 - Designated Programs							
419	155	-	0400 - Supplies and Materials	-	-	-	-
1,021,073	1,546,224	1,000,063	Total Instruction	2,223,000	29.00	2,223,000	24.00
2000 - Support Services							
2210 - Improvement of Instruction Services							
-	-	-	0100 - Salaries	10,000	-	10,000	-
-	-	-	0300 - Purchased Services	6,000	-	6,000	-
-	-	-	0400 - Supplies and Materials	1,000	-	1,000	-
-	-	-	Total Function:	17,000		17,000	
2220 - Educational Media Services							
10,295	11,045	19,900	0400 - Supplies and Materials	-	-	-	-
-	-	-	0500 - Capital Outlay	25,000	-	25,000	-
10,295	11,045	19,900	Total Function:	25,000		25,000	
2410 - Office of the Principal Services							
4,345	10,438	3,743	0400 - Supplies and Materials	-	-	-	-
-	-	-	0500 - Capital Outlay	10,000	-	10,000	-
4,345	10,438	3,743	Total Function:	10,000		10,000	
2540 - Operation and Maintenance of Plant Services							
-	-	-	0300 - Purchased Services	10,000	-	10,000	-
20,793	-	-	0400 - Supplies and Materials	25,000	-	25,000	-
3,240	-	35,804	0500 - Capital Outlay	25,000	-	25,000	-
24,033		35,804	Total Function:	60,000		60,000	
38,673	21,483	59,447	Total Support Services	112,000		112,000	
4000 - Facilities Acquisition and Construction							
4100 - Facilities Acq & Const							
-	-	-	0500 - Capital Outlay	15,000	-	15,000	-
-	-	-	Total Facilities Acquisition and Construction	15,000		15,000	
7000 - Unappropriated Ending Fund Balance							
7000 - Unapprop Ending Fund Bal							
162,285	158,101	167,534	0800 - Other Uses of Funds	150,000	-	150,000	-
162,285	158,101	167,534	Total Unappropriated Ending Fund Balance	150,000		150,000	
1,222,032	1,725,808	1,227,044	Total Community Contribution Fund Requirements:	2,500,000	29.00	2,500,000	24.00



Student Activity Funds — Fund 207

This fund manages the resources from contributions generated by school-approved student groups, which are typically raised or collected from various sources to support activities complementing the co-curricular or extracurricular student programs.

Fund Resource Summary



Lake Oswego School District

2025/26 Budget

Student Activity Funds Resources

2021/22 Actuals	2022/23 Actuals	2023/24 Actuals		2024/25 Adopted	2025/26 Proposed, Approved & Adopted
\$	\$	\$		\$	\$
			<u>1000 - Revenue From Local Sources</u>		
2,344,019	2,074,903	2,368,750	1700 - Extracurricular Activities	3,100,000	3,100,000
			<u>5000 - Revenue From Other Sources</u>		
-	-	5,000	5200 - Interfund Transfers	-	-
1,243,260	1,505,708	1,393,980	5400 - Beginning Fund Balance	1,000,000	1,000,000
1,243,260	1,505,708	1,398,980		Total: 1,000,000	1,000,000
3,587,279	3,580,611	3,767,730	Total Student Activity Fund Resources:	4,100,000	4,100,000

Lake Oswego School District

2025/26 Budget

Student Activity Funds Requirements

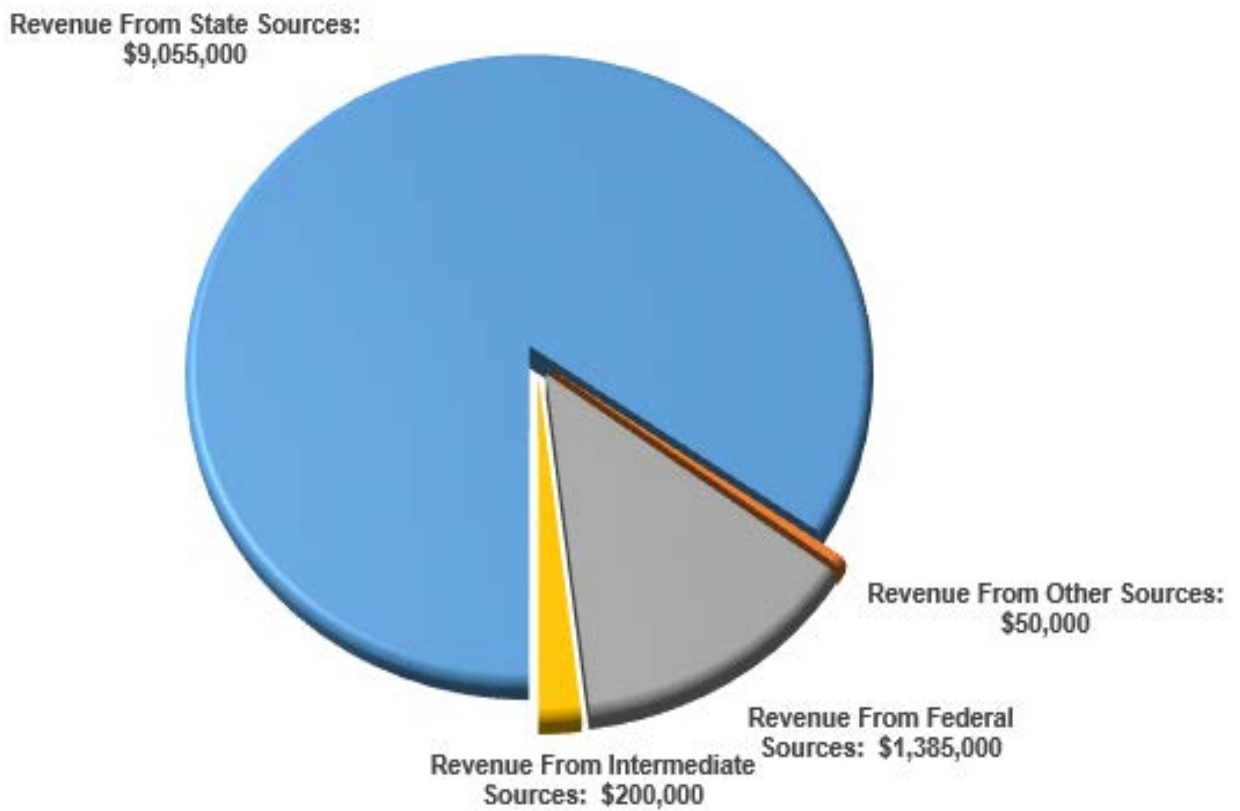
2021/22 Actuals	2022/23 Actuals	2023/24 Actuals		2024/25 Adopted	2025/26 Proposed, Approved & Adopted	
\$	\$	\$		\$	FTE	\$ FTE
			<u>1000 - Instruction</u>			
2,081,571	2,186,631	1,890,883	0410 - Consumable Supplies	3,100,000		3,100,000
			<u>7000 - Unappropriated Ending Fund Balance</u>			
1,505,708	1,393,980	1,876,846	0820 - Reserve for Next Year	1,000,000		1,000,000
3,587,279	3,580,611	3,767,729	Total Student Activity Fund Requirements:	4,100,000		4,100,000



Grant Funds — Funds 21X-28X

Special Revenue Funds are often established to account for specific revenue sources dedicated to specific programs or activities. For example, a Special Revenue Fund might be designated for federal grants aimed at supporting special education services or Title I programs for disadvantaged students. These funds ensure that the revenue is used for its intended purpose and are subject to specific restrictions or regulations.

Fund Resource Summary



Lake Oswego School District
2025/26 Budget

Grant Funds Resources

2021/22 Actuals	2022/23 Actuals	2023/24 Actuals		2024/25 Adopted	2025/26 Proposed, Approved & Adopted
\$	\$	\$		\$	\$
1000 - Revenue From Local Sources					
4,100	250	-	1311 - Tuition-Pupils or Parents	-	-
-	-	-	1920 - Contributions/Donations	5,000	-
4,100	250	-	Total Revenue From Local Sources:	5,000	-
2000 - Revenue From Intermediate Sources					
-	-	-	2109 - CESD Revenue	300,000	200,000
166,100	160,600	174,900	2201 - PPS Regional	-	-
6,231	8,257	-	2206 - Other Intrmdt Sources	-	-
49,961	57,614	-	2210 - CESD Ask Grant	-	-
222,292	226,471	174,900	Total Revenue From Intermediate Sources:	300,000	200,000
3000 - Revenue From State Sources					
-	-	-	3209 - Misc State Revenue	100,000	-
4,558,448	5,076,828	6,153,229	3210 - SIA	6,750,000	6,500,000
1,986,814	2,951,801	2,464,450	3299 - Other Restricted Grants	2,550,000	2,555,000
579,224	78,162	-	3990 - Miscellaneous	50,000	-
7,124,486	8,106,790	8,617,680	Total Revenue From State Sources:	9,450,000	9,055,000
4000 - Revenue From Federal Sources					
181,229	175,677	174,918	4501 - Title IA Grant	200,000	215,000
14,744	13,590	12,876	4502 - Title VI Grant	20,000	20,000
-	43,942	23,774	4504 - Cark Perkins Grant	-	20,000
-	-	-	4507 - Title II Grant	125,000	125,000
1,302,701	1,433,334	1,235,748	4508 - IDEA Grant	1,300,000	950,000
1,949,374	-	166,533	4509 - ESSER Grants	-	-
16,632	19,698	20,497	4510 - Eishnwr Title II Math/Sci	60,000	30,000
5,000	-	19,583	4599 - Other Restricted Revenue Federal Thru the State	-	20,000
-	2,212	4,767	4701 - Oregon Institute of Technology Grant	-	5,000
3,469,680	1,688,454	1,658,695	Total Revenue From Federal Sources:	1,705,000	1,385,000
5000 - Revenue From Other Sources					
301,017	408,660	333,341	5200 - Interfund Transfers	50,000	50,000
11,121,574	10,430,624	10,784,616	Total Grant Funds Resources:	11,510,000	10,690,000

Lake Oswego School District
2025/26 Budget

Grant Funds Requirements

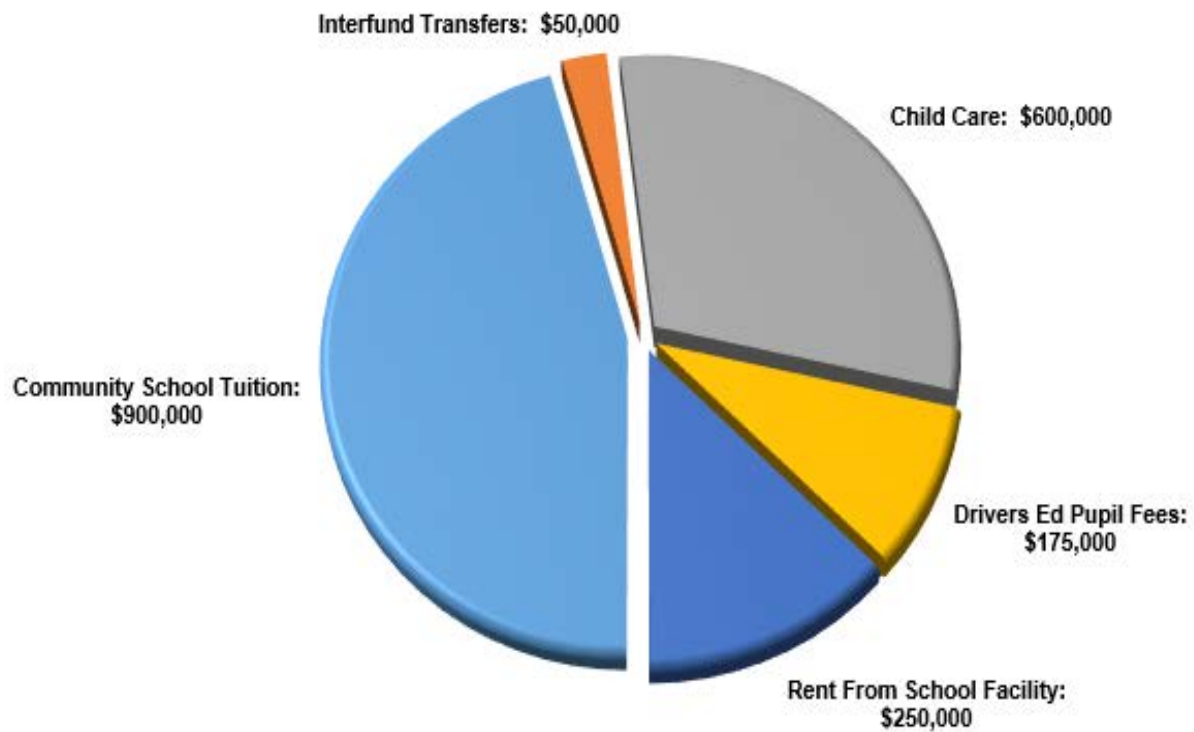
2021/22 Actuals	2022/23 Actuals	2023/24 Actuals		2024/25 Adopted	2025/26 Proposed, Approved & Adopted	
\$	\$	\$		\$	FTE	\$ FTE
1000 - Instruction						
1100 - Regular Programs						
2,726,992	3,190,536	4,041,245	0100 - Salaries	3,908,857	47.44	4,254,861 49.90
1,247,851	1,836,343	2,319,863	0200 - Associated Payroll Costs	2,367,352		2,573,415
419,645	885	3,058	0300 - Purchased Services	4,000		-
50,941	37,591	50,210	0400 - Supplies and Materials	40,000		30,000
-	5,201	-	0500 - Capital Outlay	50,000		-
217,536	123,825	180,239	0600 - Other Objects	100,000		125,700
4,662,965	5,194,381	6,594,615	Total Function:	6,470,209	47.44	6,983,976 49.90
1200 - Special Programs						
627,889	687,761	526,398	0100 - Salaries	644,971	12.26	612,732 9.43
386,047	401,991	306,128	0200 - Associated Payroll Costs	435,820		413,292
26,282	8,696	586	0300 - Purchased Services	112,000		23,000
80	57,871	43,622	0400 - Supplies and Materials	130,000		9,000
-	-	-	0600 - Other Objects	17,000		8,000
1,040,298	1,156,319	876,734	Total Function:	1,339,791	12.26	1,066,024 9.43
1400 - Summer School Programs						
263,615	7,769	-	0100 - Salaries	10,000		-
62,509	2,140	-	0200 - Associated Payroll Costs	5,000		-
130,826	76,215	-	0300 - Purchased Services	-		-
147,360	-	-	0400 - Supplies and Materials	35,000		-
604,310	86,124	-	Total Function:	50,000		-
6,307,573	6,436,824	7,471,349	Total Instruction:	7,860,000	59.70	8,050,000 59.33
2000 - Support Services						
2100 - Support Services - Students						
1,064,064	1,070,240	1,345,969	0100 - Salaries	1,305,506	13.00	1,028,361 9.50
472,500	572,481	675,244	0200 - Associated Payroll Costs	728,102		598,545
8,774	7,551	9,548	0300 - Purchased Services	33,800		17,778
45,391	-	673	0400 - Supplies and Materials	20,000		5,000
798	-	-	0600 - Other Objects	-		-
1,591,527	1,650,272	2,031,434	Total Function:	2,087,408	13.00	1,649,684 9.50
2200 - Support Services - Instructional Staff						
1,088,587	745,032	619,586	0100 - Salaries	635,005	5.25	237,356 1.95
486,409	393,622	348,378	0200 - Associated Payroll Costs	345,587		130,068
259,198	193,415	299,471	0300 - Purchased Services	488,000		269,881
31,140	59,153	11,905	0400 - Supplies and Materials	40,000		20,000
1,865,335	1,391,222	1,279,340	Total Function:	1,508,592	5.25	657,305 1.95
2400 - School Administration						
-	-	-	0100 - Salaries	-		205,785 2.00
-	-	-	0200 - Associated Payroll Costs	-		122,226
-	-	-	Total Function:	-		328,011 2.00
2500 - Support Services—Business						
86,150	2,475	2,493	0300 - Purchased Services	-		5,000
2600 - Direction of Central Support Services						
646,250	646,363	-	0100 - Salaries	-		-
158,021	212,228	-	0200 - Associated Payroll Costs	-		-
24,000	91,240	-	0300 - Purchased Services	-		-
-	-	-	0400 - Supplies and Materials	44,000		-
828,271	949,831	-	Total Function:	44,000		-
4,371,283	3,993,800	3,313,267	Total Support Services:	3,640,000	18.25	2,640,000 13.45
3000 - Enterprise and Community Services						
3500 - Child Care						
-	-	-	0300 - Purchased Services	10,000		-
5000 - Other Uses						
5110 - Debt Service						
442,718	-	-	0600 - Other Objects	-		-
11,121,574	10,430,624	10,784,616	Total Grant Funds Requirements:	11,510,000	77.95	10,690,000 72.78



Community Services Fund — Fund 290

This fund manages the resources and requirements for supplementary activities for sports and academic enrichment, child care, operation of the district swim pool, and management of facility usage for outside groups and organizations. Except for the swim pool, the fund endeavors to cover operating costs with collection of fees.

Fund Resource Summary



Lake Oswego School District

2025/26 Budget

Community Services Fund Resources

2021/22 Actuals	2022/23 Actuals	2023/24 Actuals		2024/25 Adopted	2025/26 Proposed, Approved & Adopted
\$	\$	\$		\$	\$
1000 - Revenue From Local Sources					
1,180,017	1,415,321	1,152,699	1801 - Community School Tuition	800,000	900,000
694,445	392,151	404,263	1805 - Child Care	500,000	600,000
74,986	79,634	73,790	1810 - Pool Fees	100,000	-
-	-	-	1815 - Drivers Ed Pupil Fees	150,000	175,000
-	-	-	1911 - Rent From School Facility	240,000	250,000
-	-	-	1990 - Miscellaneous Income	10,000	-
1,949,447	1,887,106	1,630,752	Total Object:	1,800,000	1,925,000
5000 - Revenue From Other Sources					
247,109	60,003	101,353	5200 - Interfund Transfers	50,000	50,000
2,196,557	1,947,109	1,732,104	Total Community Services Fund Resources:	1,850,000	1,975,000

Notes: 1. Community School activities were significantly limited from March 2020 into 2022 due to the pandemic. Normal programming resumed in the summer of 2021, but was constrained until early 2022 due to lingering effects of the pandemic. Effective June 2022, extended care programs are now operated by Champions. The district continues to offer a pre-K program at most of its elementary schools.

2. The Community Services Fund, sometimes referred to as Community School, provides supplementary activities for sports and academic enrichment, pre-k, and until June 2025, operation of the district swim pool, and management of facility usage for outside groups and organizations. Except for the swim pool, which will close in June 2025 as soon as the LORAC opens, it endeavors to cover operating costs with collections of fees.

3. Due primarily to the pandemic, the Community Services Fund operated at substantial operating losses in fiscal years 2019-20 through 2021-22, though at a smaller level of losses in 2021-22 than the two prior years.

Lake Oswego School District
2025/26 Budget

Community Services Fund Requirements

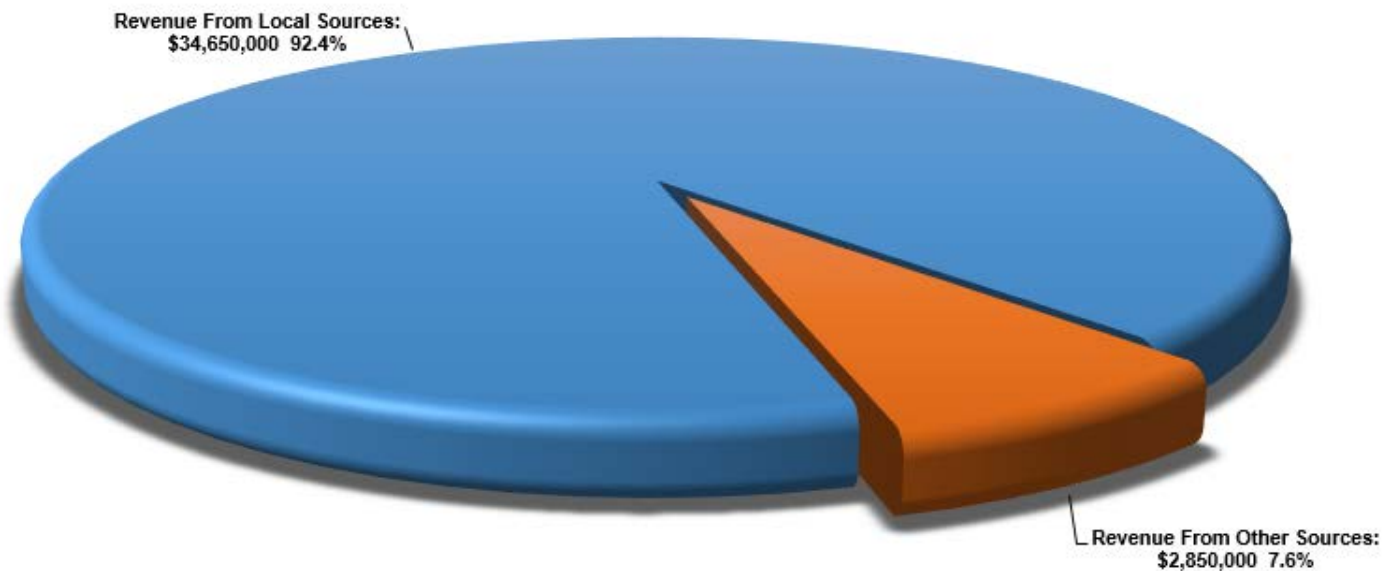
2021/22 Actuals	2022/23 Actuals	2023/24 Actuals		2024/25 Adopted	2025/26 Proposed, Approved & Adopted		
\$	\$	\$		\$	FTE	\$	FTE
3000 - Enterprise and Community Services							
3200 - Community Recreation Svcs							
268,119	308,603	231,607	0100 - Salaries	424,314	2.88	602,747	3.00
137,027	150,928	115,329	0200 - Associated Payroll Costs	199,418		297,236	
56,439	64,511	52,852	0300 - Purchased Services	346,620		200,000	
4,559	422	4,906	0400 - Supplies and Materials	196,633		150,000	
10,092	11,914	13,461	0600 - Other Objects	10,000		10,000	
476,235	536,379	418,156	Total Function:	1,176,985	2.88	1,259,983	3.00
3220 - Community School Programs							
280,204	451,078	406,279	0100 - Salaries	-		-	
44,177	69,807	94,458	0200 - Associated Payroll Costs	-		-	
260,384	210,126	181,169	0300 - Purchased Services	-		-	
163,412	286,638	196,093	0400 - Supplies and Materials	-		-	
748,177	1,017,650	877,999	Total Function:	-		-	
3250 - Swim Pool Programs							
13,903	5,758	8,186	0100 - Salaries	7,000		-	
1,160	461	1,432	0200 - Associated Payroll Costs	2,169		-	
60,912	67,866	50,069	0300 - Purchased Services	55,000		-	
28,034	31,632	26,225	0400 - Supplies and Materials	19,000		-	
1,028	-	1,154	0600 - Other Objects	1,000		-	
105,037	105,718	87,065	Total Function:	84,169		-	
3500 - Pre-K							
509,579	177,041	209,072	0100 - Salaries	323,125	7.25	381,074	7.00
235,113	88,437	114,131	0200 - Associated Payroll Costs	198,541		268,943	
19,200	11,239	13,241	0300 - Purchased Services	22,180		20,000	
33,216	10,646	12,441	0400 - Supplies and Materials	45,000		45,000	
797,107	287,363	348,884	Total Function:	588,846	7.25	715,017	7.00
2,126,557	1,947,109	1,732,104	Total Enterprise and Community Services	1,850,000	10.13	1,975,000	10.00
5000 - Other Uses							
5110 - Long-Term Debt Service							
70,000	-	-	0600 - Other Objects	-		-	
70,000	-	-	Total Other Uses	-		-	
2,196,557	1,947,109	1,732,104	Total Community Services Fund Requirements:	1,850,000	10.13	1,975,000	10.00



Debt Service Funds — Fund 3XX

School districts may establish a Debt Service Fund to manage the repayment of long-term debt obligations, such as bonds issued to finance capital projects like school construction or renovation, or a bond issuance for PERS Unfunded Actuarial Liability (UAL). Revenue for the Debt Service Fund typically comes from taxes specifically levied for debt repayment purposes, ensuring that funds are available to meet principal and interest payments as they become due.

Fund Resource Summary



Debt Repayment Fund - Revenues by Source

Actual 2021-22	Actual 2022-23	Actual 2023-24	Object Series	Description	Adopted 2024-25	Proposed & Adopted 2025-26
From Local Sources						
17,373,873	26,490,924	27,228,749	01111	CURRENT YEARS	28,000,000	28,950,000
221,490	356,790	5,337	01112	PRIOR YEARS	250,000	250,000
34,550	384,988	605,092	01510	INTEREST ON INVESTMENTS	400,000	350,000
0	5,130,931	5,210,436	01970	FEES CHARGED TO OTHER FUNDS	5,350,000	5,100,000
17,629,913	32,363,633	33,049,614		Sub-Totals From Local Sources	34,000,000	34,650,000
From Other Sources						
5,354	0	0	05100	LONG-TERM DEBT PROCEEDS	0	0
1,000,000	0	0	05200	INTERFUND TRANSFERS	0	0
732,815	1,629,413	2,482,383	05400	BEGINNING FUND BALANCE	2,250,000	2,850,000
1,738,169	1,629,413	2,482,383		Sub-Totals From Other Sources	2,250,000	2,850,000
19,368,082	33,993,046	35,531,997		Grand Totals	36,250,000	37,500,000

Notes: 1. The Debt Repayment Fund accounts for resources collected to repay General Obligation debts approved by district voters and the debt service payments thereof, plus resources and payments for a new PERS Debt Service Fund established in April 2022 for the 2022-23 fiscal year. Resources for GO Debts are property taxes levied, collected and dedicated solely to GO debt service and a charge on wages for the new PERS Debt Service Fund.

2. All other district tax levies are rate levies, which means the Legal Budget Committee approves a tax rate per thousand that after School Board adoption is then levied on the assessed value of taxable properties within the district. The levy for the Debt Service Fund is not a rate levy, but instead is a dollar value levy. This dollar value levy is then applied on the assessed value of taxable properties within the district, which then derives a tax rate per thousand. The following reconciles the debt service levy amount to actual or expected collections and general statistics.

Reconciliation of Levy to Current Year's Collections:

17,800,000	27,300,000	28,500,000	Levy Amount	29,400,000	30,350,000
			Less Discounts or Amounts to be		
-741,914	-809,076	-1,271,251	Collected in Future Years	-1,400,000	-1,400,000
17,058,086	26,490,924	27,228,749	Current Year Collection	28,000,000	28,950,000
95.8%	97.0%	95.5%	Current Collection Rate	95.2%	95.4%
			Overall Collection Rate as % of		
98.9%	98.3%	95.6%	Current Levy	96.1%	96.2%
\$ 2.08	\$ 2.89	\$ 2.89	Estimated Tax Rate/\$1000 of AV	\$ 2.87	\$ 2.89
\$ 2.03	\$ 2.86	\$ 2.86	Actual Tax Rate/\$1000 of AV	\$ 2.85	TBD

3. The proposed budget Estimated Tax rate for 2025-26 is estimated - the final amount will be determined when the assessors complete their work this fall.

Debt Repayment Fund - Expenditures

Function	Object Series	Description	Actual 2021-22	Actual 2022-23	Actual 2023-24	Adopted 2025-26	2025-26 FTE
Long-Term Debt Service							
5110	610	REDEMPTION OF PRINCIPAL	8,385,000	13,182,657	16,940,000	19,775,000	
5110	620	REDEMPTION OF INTEREST	9,353,669	18,328,005	15,767,538	15,305,000	
Sub-Totals for Long-Term Debt Service			17,738,669	31,510,662	32,707,538	35,080,000	
Unappropriated Ending Reserve							
7000	820	RESERVE FOR NEXT YEAR	1,629,413	2,482,383	2,824,459	2,420,000	
Sub-Totals for Unappropriated Ending Reserve			1,629,413	2,482,383	2,824,459	2,420,000	
Grand Totals			19,368,082	33,993,045	35,531,997	37,500,000	

Principal and Interest Payments are for the following types of debt:

Princ	General Obligation Bonds	7,445,000	10,710,000	13,025,000	14,870,000
Int	General Obligation Bonds	9,721,119	15,956,147	14,580,019	14,580,000
Princ	PERS Pension Bonds	0	2,472,657	3,915,000	4,905,000
Int	PERS Pension Bonds	0	2,371,858	1,187,519	725,000
		17,166,119	31,510,662	32,707,538	35,080,000

LAKE OSWEGO SCHOOL DISTRICT
CLACKAMAS COUNTY, OREGON

SCHEDULE OF GENERAL OBLIGATION BOND REDEMPTION AND INTEREST REQUIREMENTS
June 30, 2025

FISCAL YEAR	\$152.715 MILLION ISSUE OF 04/13/2022		\$27 MILLION ISSUE OF 04/02/2020		\$160 MILLION ISSUE OF 8/24/2017		REFUNDING ISSUE OF 8/4/2005 & EST. NEW INTEREST RATES		TOTAL REQUIREMENTS ALL GENERAL OBLIGATION BOND ISSUES		
	PRINCIPAL	INTEREST	PRINCIPAL	INTEREST	PRINCIPAL	INTEREST	PRINCIPAL	INTEREST	PRINCIPAL	INTEREST	
Current and Prior Payments:											
2021-22	0	0	390,000	1,314,950	1,615,000	6,398,750	6,380,000	1,639,970	8,385,000	9,353,670	17,738,670
2022-23	1,325,000	7,033,778	430,000	1,299,350	1,985,000	6,318,000	6,970,000	1,305,018	10,710,000	15,956,146	26,866,146
2023-24	2,560,000	6,140,025	470,000	1,282,150	2,390,000	6,218,750	7,605,000	939,094	13,025,000	14,580,019	27,605,019
2024-25	2,950,000	6,012,025	515,000	1,263,350	2,820,000	6,099,250	8,275,000	539,832	14,560,000	13,914,457	28,474,457
Remaining Payments:											
2025-26	1,675,000	5,864,525	565,000	1,242,750	3,280,000	5,988,250	9,350,000	1,511,330	14,870,000	14,576,855	29,446,855
2026-27	1,980,000	5,780,775	620,000	1,214,500	3,775,000	5,794,250	605,000	1,024,500	6,980,000	13,814,025	20,794,025
2027-28	2,315,000	5,681,775	690,000	1,185,500	4,300,000	5,605,500	695,000	994,250	8,000,000	13,465,025	21,465,025
2028-29	2,670,000	5,566,025	755,000	1,149,000	4,865,000	5,390,500	755,000	959,500	9,045,000	13,065,025	22,110,025
2029-30	3,050,000	5,432,525	825,000	1,111,250	5,470,000	5,147,250	815,000	921,750	10,160,000	12,612,775	22,772,775
Thereafter	134,190,000	55,979,725	21,400,000	6,738,750	120,315,000	37,902,350	18,435,000	6,990,750	294,340,000	107,611,575	401,951,575
	\$ 145,880,000	\$ 84,305,350	\$ 24,855,000	\$ 12,639,750	\$ 142,005,000	\$ 65,798,100	\$ 30,655,000	\$ 12,402,080	\$ 343,395,000	\$ 175,145,280	\$ 518,540,280

2022 GO Bond matures June 1, 2041
Bonds at \$152,715 million par were sold at a premium of \$12,885 million.

2020 GO Bond matures June 1, 2041
Bonds at \$27 million par were sold at a premium of \$7,115 million.

2017 GO Bond matures June 1, 2043
Bonds at \$160 million par were sold at a premium of \$17.6 million.

2005 Refunding Bond Matures June 1, 2026
Original Issue Amount: \$85,000,000
(\$71,465,000 advance refunded in 2005)
Original Issue Date: June 1, 2001

2005 Refunding:
Aggregate Basis \$5,919,964
Present Value \$3,900,108

2025-26 and Beyond includes sale results for \$27,285 million in debts sold May 6, 2025 for remaining 2021 authorization Closing to occur on or around May 20, 2025, barring any cataclysmic market events.

LAKE OSWEGO SCHOOL DISTRICT NO. 7J
CLACKAMAS COUNTY, OREGON
 SCHEDULE OF PERS BONDS REDEMPTION AND INTEREST REQUIREMENTS
 June 30, 2025

FISCAL YEAR	ISSUE OF 10/31/02*			ISSUE OF 4/21/2003			TOTAL REQUIREMENTS PERS PENSION BONDS		
	PRINCIPAL	INTEREST	INTEREST RATES	PRINCIPAL	INTEREST	INTEREST RATES	TOTAL PRINCIPAL	TOTAL INTEREST	TOTAL DEBT SERVICE
Paid in FY:									
2021-22*	1,810,000	897,719	5.48%	438,095	1,492,890	6.26%	2,248,095	2,390,609	4,638,704
2022-23	2,040,000	798,531	5.49%	432,657	1,573,327	6.27%	2,472,657	2,371,858	4,844,516
2023-24	2,290,000	686,535	5.55%	1,625,000	500,985	5.68%	3,915,000	1,187,520	5,102,520
2024-25	2,565,000	559,440	5.55%	1,800,000	409,812	5.68%	4,365,000	969,252	5,334,252
Remaining									
2025-26	2,860,000	417,083	5.55%	2,045,000	307,572	5.68%	4,905,000	724,655	5,629,655
2026-27	3,175,000	258,353	5.55%	2,250,000	191,416	5.68%	5,425,000	449,769	5,874,769
2027-28	1,480,000	82,140	5.55%	1,120,000	63,616	5.68%	2,600,000	145,756	2,745,756
	\$ 7,515,000	757,575		\$ 5,415,000	\$ 562,604		\$ 12,930,000	\$ 1,320,179	\$ 14,250,179

Original Issue Amount: \$23,926,731
 Non-Callable
 Maturities through June 30, 2023 are Zero
 Coupon Bonds
 Original Issue Amount: \$16,302,038
 Non-Callable
 Maturities through June 30, 2023 are Zero
 Coupon Bonds

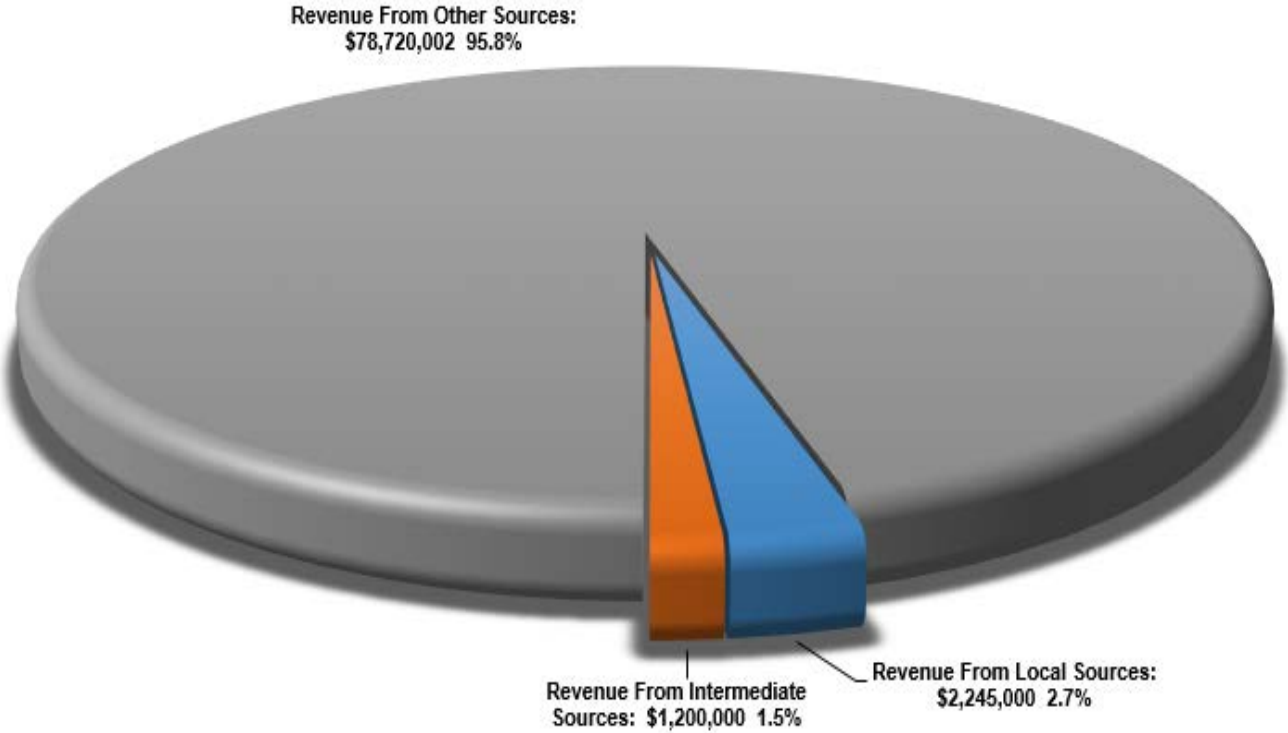
*PERS Debt Service Payments in years up to June 30, 2022 were paid primarily from the General Fund and as an allocation of PERS Debt Service Interest Expenditures to other funds that had more than minor amounts of PERS contribution expenditures. This practice changed effective July 1, 2022, at which time PERS Debt Service was paid from a new Debt Service Fund established at the end of the 2021-22 fiscal year.



Capital Funds — Fund 4XX

A Capital Fund is used to finance the acquisition, construction, renovation, or maintenance of long-term capital assets.

Fund Resource Summary



Lake Oswego School District
2025/26 Budget

Capital Projects Fund Resources

2021/22 Actuals	2022/23 Actuals	2023/24 Actuals		2024/25 Adopted	2025/26 Proposed, Approved & Adopted
\$	\$	\$		\$	\$
1000 - Revenue From Local Sources					
632,000	472,410	257,094	1130 - Const Excise TAX	450,000	-
952,962	4,698,945	4,626,805	1510 - Interest On Investments	1,650,000	1,455,000
-	-	-	1740 - ASB Student Fees	200,000	150,000
-	111,068	250,159	1801 - Community School Tuition	-	-
-	100,000	37,123	1920 - Contributions/Donations	40,000	40,000
-	-	19,513	1921 - Contrib/Donations-PTO/A	-	-
-	-	2,363	1960 - Recovery of Prior YR Exp	-	450,000
365,840	206,711	227,535	1990 - Miscellaneous Income	150,000	150,000
1,950,802	5,589,134	5,420,592	Total Revenue From Local Sources:	2,490,000	2,245,000
2000 - Revenue From Intermediate Sources					
-	-	-	2170 - Sb1149	-	1,200,000
3000 - Revenue From State Sources					
-	-	25,000	3299 - Other Restricted Grants	-	-
5000 - Revenue From Other Sources					
165,594,308	-	-	5110 - Bond Proceeds	30,000,000	-
2,000,000	-	-	5200 - Interfund Transfers	-	-
-	-	22,750	5300 - Sale/Comp Loss FXD Assets	-	-
56,896,534	204,954,522	156,733,475	5400 - Beginning Fund Balance	100,050,002	78,720,002
224,490,842	204,954,522	156,756,225	Total :	130,050,002	78,720,002
226,441,644	210,543,656	162,201,818	Total Capital Projects Fund Resources:	132,540,002	82,165,002

Lake Oswego School District
2025/26 Budget

Capital Projects Fund Requirements

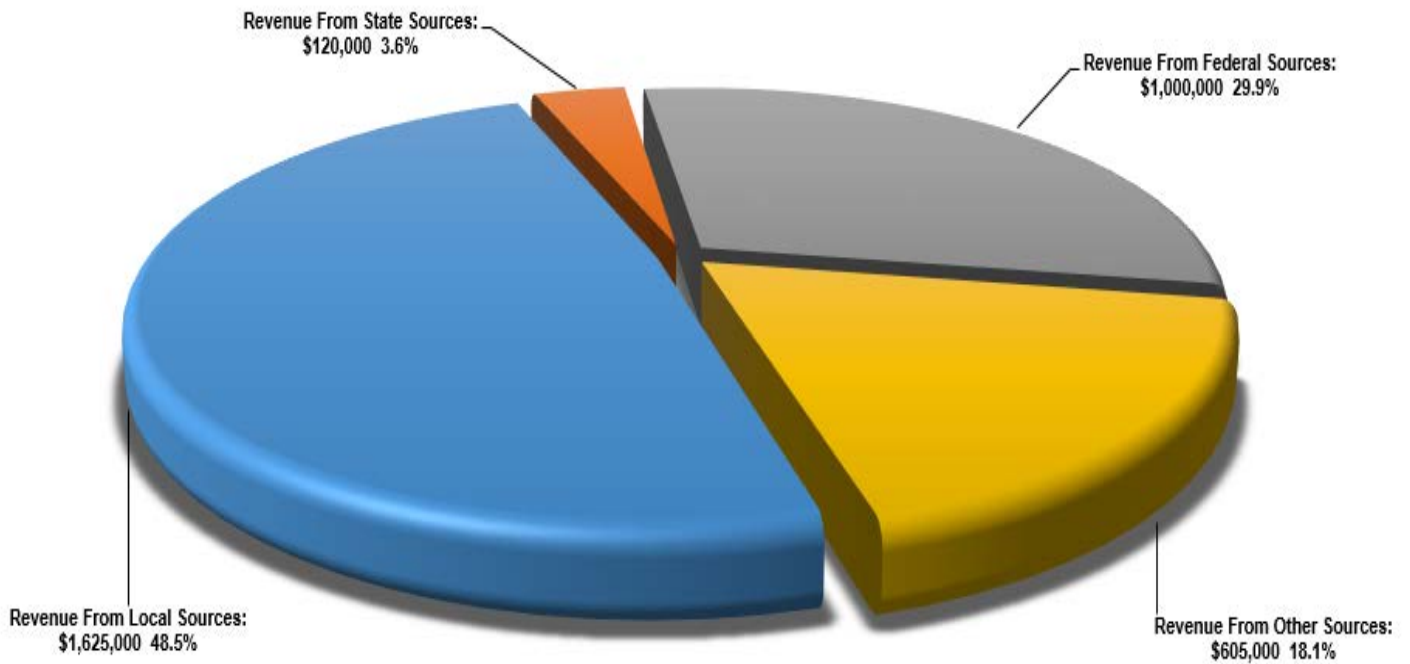
2021/22 Actuals	2022/23 Actuals	2023/24 Actuals		2024/25 Adopted	2025/26 Proposed, Approved & Adopted	
\$	\$	\$		\$	FTE	\$ FTE
1000 - Instruction						
<u>1111 - Elementary Programs</u>						
67,708	450,549	480,407	0400 - Supplies and Materials	1,000,000		1,000,000
-	20,602	-	0500 - Capital Outlay	-		-
67,708	471,151	480,407		Total Function:		1,000,000
<u>1121 - Jr. High Programs</u>						
13,740	482,251	44,264	0400 - Supplies and Materials	-		-
<u>1122 - Jr. High Co-curricular Programs</u>						
-	-	6,025	0500 - Capital Outlay	-		-
<u>1131 - High School Programs</u>						
8,087	743,326	48,222	0400 - Supplies and Materials	-		-
8,391	-	-	0500 - Capital Outlay	-		-
16,478	743,326	48,222		Total Function:		-
<u>1132 - High School Co-curricular</u>						
-	23,570	-	0500 - Capital Outlay	500,000		600,000
97,926	1,720,297	578,918	Total Instruction	1,500,000		1,600,000
2000 - Support Services						
<u>2110 - Attendance and Social Work Services</u>						
12,090	-	-	0300 - Purchased Services	-		-
237,423	37,944	7,774	0400 - Supplies and Materials	-		-
249,513	37,944	7,774		Total Function:		-
<u>2310 - Board of Education Services</u>						
-	864	-	0300 - Purchased Services	-		-
<u>2410 - Office of the Principal Services</u>						
-	50,703	-	0400 - Supplies and Materials	-		-
<u>2540 - Operation and Maintenance of Plant Services</u>						
-	-	-	0100 - Salaries	-		47,801
-	-	-	0200 - Associated Payroll Costs	-		27,199
-	79,499	69,296	0300 - Purchased Services	-		100,000
-	36,924	563,747	0500 - Capital Outlay	-		-
-	116,423	633,043		Total Function:		175,000
<u>2550 - Student Transportation Services</u>						
-	-	-	0500 - Capital Outlay	-		1,000,000
<u>2660 - Technology Services</u>						
-	1,052,633	(2,101)	0400 - Supplies and Materials	-		-
-	-	-	0500 - Capital Outlay	750,000		750,000
-	1,052,633	(2,101)		Total Function:		750,000
249,513	1,258,566	638,716	Total Support Services	750,000		1,925,000
4000 - Facilities Acquisition and Construction						
<u>4110 - Facilities Acq Srvc Dirctn</u>						
419,555	456,790	466,275	0100 - Salaries	600,000	4.50	526,806
220,994	228,907	234,376	0200 - Associated Payroll Costs	260,000		273,193
6,699,130	10,025,054	5,706,962	0300 - Purchased Services	7,605,000		4,615,000
193,359	401,810	1,394,127	0400 - Supplies and Materials	500,000		500,000
12,394,909	38,503,881	51,225,227	0500 - Capital Outlay	63,250,000		51,650,000
204,302	810,866	297,148	0600 - Other Objects	2,000,000		1,000,000
20,132,250	50,427,309	59,324,115		Total Function:	4.50	58,564,999
20,132,250	50,427,309	59,324,115	Total Facilities Acquisition and Construction	74,215,000	4.50	58,564,999
5000 - Other Uses						
<u>5110 - Long-Term Debt Service</u>						
564,508	-	-	0300 - Purchased Services	500,000		50,000
442,925	404,008	355,804	0600 - Other Objects	450,001		450,001
1,007,433	404,008	355,804		Total Function:		500,001
<u>5200 - Interfund Transfers</u>						
-	-	-	0700 - Transfers	2		2
1,007,433	404,008	355,804		Total Other Uses		500,003
6000 - Contingencies						
<u>6110 - Operating Contingency</u>						
-	-	-	0800 - Other Uses of Funds	2,500,000		2,500,000
-	-	-		Total Contingencies		2,500,000
7000 - Unappropriated Ending Fund Balance						
<u>7000 - Unappropriated Ending Fund Bal</u>						
204,954,521	156,733,474	101,304,265	0800 - Other Uses of Funds	52,624,999		17,075,000
204,954,521	156,733,474	101,304,265		Total Unappropriated Ending Fund Balance		17,075,000
226,441,644	210,543,655	162,201,818	Total Capital Projects Fund Requirements:	132,540,002	4.50	82,165,002



Food Service Fund — Fund 500

This fund manages the resources from contributions from the federal nutritional program for school lunches, as well as revenue generated from some fee-for-service meals.

Fund Resource Summary



Lake Oswego School District
2025/26 Budget

Nutrition Services Fund Resources

2021/22 Actuals	2022/23 Actuals	2023/24 Actuals		2024/25 Adopted	2025/26 Proposed, Approved & Adopted
\$	\$	\$		\$	\$
			<u>1000 - Revenue From Local Sources</u>		
27,654	1,387,674	1,433,460	1600 - Food Service	1,600,000	1,625,000
186	2,000	40	1900 - Other Revenue From Local Sources	-	-
27,840	1,389,674	1,433,500	Total Object:	1,600,000	1,625,000
			<u>3000 - Revenue From State Sources</u>		
13,667	26,989	16,585	3100 - Unrestricted Grants-In-Aid	80,000	20,000
12,932	81,286	47,209	3200 - Restricted Grants-In-Aid	-	100,000
26,599	108,275	63,793	Total Object:	80,000	120,000
			<u>4000 - Revenue From Federal Sources</u>		
3,036,433	451,913	477,464	4505 - NSLP Prog Reimbursements	470,000	800,000
128,983	125,281	222,827	4550 - Supply Chain Assistance	-	-
139,436	133,582	190,046	4910 - Commodities BY Usda	145,000	200,000
3,304,852	710,776	890,336	Total Object:	615,000	1,000,000
			<u>5000 - Revenue From Other Sources</u>		
-	3,377	5,212	5200 - Interfund Transfers	5,000	5,000
84,182	823,291	717,189	5400 - Beginning Fund Balance	725,000	600,000
84,182	826,667	722,401	Total Object:	730,000	605,000
3,443,473	3,035,393	3,110,031	Total Nutrition Services Fund Resources:	3,025,000	3,350,000

Lake Oswego School District
2025/26 Budget

Nutrition Services Fund Requirements

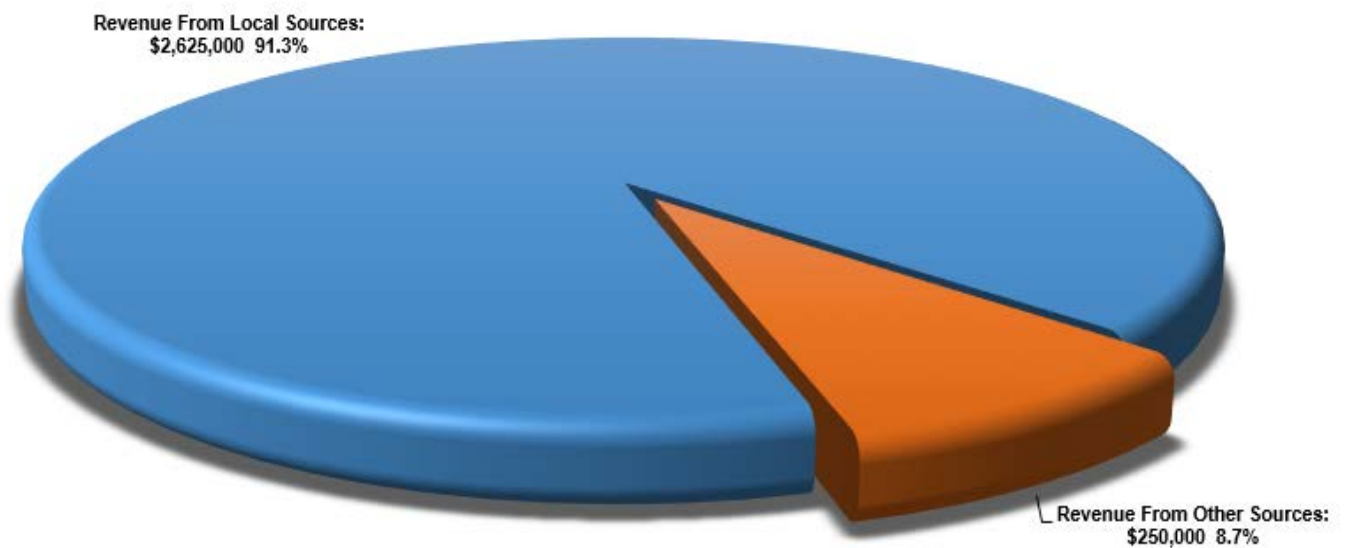
2021/22 Actuals	2022/23 Actuals	2023/24 Actuals		2024/25		2025/26	
				Adopted	FTE	Proposed, Approved & Adopted	FTE
\$	\$	\$		\$		\$	
			<u>3000 - Enterprise and Community Services</u>				
697,795	726,686	780,274	0100 - Salaries	908,256	21.75	995,426	22.09
290,551	379,648	420,760	0200 - Associated Payroll Costs	507,444		604,574	
64,880	78,004	87,325	0300 - Purchased Services	75,000		75,000	
1,506,356	1,095,918	1,142,515	0400 - Supplies and Materials	1,149,300		1,130,000	
27,832	14,323	56,903	0500 - Capital Outlay	180,000		40,000	
22,769	23,625	34,218	0600 - Other Objects	30,000		30,000	
2,610,182	2,318,203	2,521,995	Total Function:	2,850,000	21.75	2,875,000	22.09
			<u>5000 - Other Uses</u>				
10,000	-	-	0600 - Other Objects	-		-	
			<u>7000 - Unappropriated Ending Fund Balance</u>				
823,291	717,190	588,036	0800 - Other Uses of Funds	175,000		475,000	
3,443,473	3,035,393	3,110,031	Total Nutrition Services Fund Requirements:	3,025,000	21.75	3,350,000	22.09



Internal Service Funds — Funds 6XX

These funds are used to accumulate and allocate expenditures related to copier machines, the group health insurance reimbursement account (GHRA), unemployment, property, casualty & cyber liability internally across the districts various functions and account for the reserve needed to minimize fluctuations.

Fund Resource Summary



Lake Oswego School District

2025/26 Budget

Internal Service Fund Resources

2021/22 Actuals	2022/23 Actuals	2023/24 Actuals		2024/25 Adopted	2025/26 Proposed, Approved & Adopted
\$	\$	\$		\$	\$
			1000 - Revenue From Local Sources		
-	-	-	1970 - Services Provided Other Funds	1,500,000	2,625,000
			5000 - Revenue From Other Sources		
-	-	250,000	5200 - Interfund Transfers	-	-
-	-	-	5400 - Beginning Fund Balance	750,000	250,000
-	-	250,000	Total:	750,000	250,000
-	-	250,000	Total Internal Service Fund Resources:	2,250,000	2,875,000

Lake Oswego School District
2025/26 Budget

Internal Service Fund Requirements

2021/22 Actuals	2022/23 Actuals	2023/24 Actuals		2024/25 Adopted	2025/26 Proposed, Approved & Adopted	
\$	\$	\$		\$	FTE	\$ FTE
			2000 - Support Services			
			<u>2520 - Fiscal Services</u>			
-	-	-	0200 - Associated Payroll Costs	1,300,000		1,400,000
-	-	-	0300 - Purchased Services	50,000		50,000
-	-	-	0500 - Capital Outlay	-		75,000
-	-	-	0600 - Other Objects	900,000		1,100,000
-	-	-	Total Function:	2,250,000		2,625,000
-	-	-	Total Support Services	2,250,000		2,625,000
			7000 - Unappropriated Ending Fund Balance			
			<u>7000 - Unappropriated Ending Fund Balance</u>			
-	-	250,000	0800 - Other Uses of Funds	-		250,000
-	-	250,000	Total Unappropriated Ending Fund Balance	-		250,000
-	-	250,000	Total Internal Service Fund Requirements:	2,250,000		2,875,000



Lake Grove Swim Park — Fund 105

This fund is the operating fund for Lake Grove Swim Park. Principal revenue sources are property taxes with minimal charges

Fund Resource Summary



Lake Oswego School District

2025/26 Budget

Lake Grove Swim Park Fund Resources

2021/22	2022/23	2023/24		2024/25	2025/26
Actuals	Actuals	Actuals		Adopted	Proposed, Approved & Adopted
\$	\$	\$		\$	\$
231,357	241,971	250,971	1111 - Current Years	260,000	270,000
2,797	4,631	3,187	1112 - Prior Years	5,000	5,000
33	164	356	1510 - Interest On Investments	100	100
11,128	10,814	20,060	1750 - Concession Sales-Swimming	14,900	24,900
-	-	7,155	1811 - Swim Lessons Fees	-	-
28	-	-	4801 - Federal Forest Fees	-	-
-	-	580,000	5150 - Loan Receipts	-	-
574,811	622,741	567,700	5400 - Beginning Fund Balance	50,000	50,000
820,154	880,322	1,429,429	Total Lake Grove Swim Park Fund Resources:	330,000	350,000

Lake Oswego School District
2025/26 Budget

Lake Grove Swim Park Fund Requirements

2021/22 Actuals	2022/23 Actuals	2023/24 Actuals		2024/25		2025/26	
				Adopted	FTE	Proposed, Approved & Adopted	FTE
\$	\$	\$		\$		\$	
			<u>3000 - Enterprise and Community Services</u>				
96,672	98,428	137,760	0100 - Salaries	105,000	2.00	110,000	2.00
13,310	13,735	20,755	0200 - Associated Payroll Costs	32,000		20,000	
32,994	130,994	252,803	0300 - Purchased Services	41,000		45,000	
17,184	25,426	22,373	0400 - Supplies and Materials	25,000		30,000	
-	-	918,517	0500 - Capital Outlay	-		-	
37,253	44,039	53,855	0600 - Other Objects	40,000		50,000	
197,413	312,622	1,406,064	Total Function:	243,000	2.00	255,000	2.00
			<u>5000 - Long Term Debt Service</u>				
-	-	-	0600 - Other Objects	70,000		62,000	
			<u>6000 - Contingencies</u>				
-	-	-	0800 - Other Uses of Funds	17,000		33,000	
			<u>7000 - Unappropriated Ending Fund Balance</u>				
622,741	567,700	23,365	0800 - Reserve for Next Year	-		-	
820,154	880,322	1,429,429	Total Lake Grove Swim Park Fund Requirements:	330,000	2.00	350,000	2.00

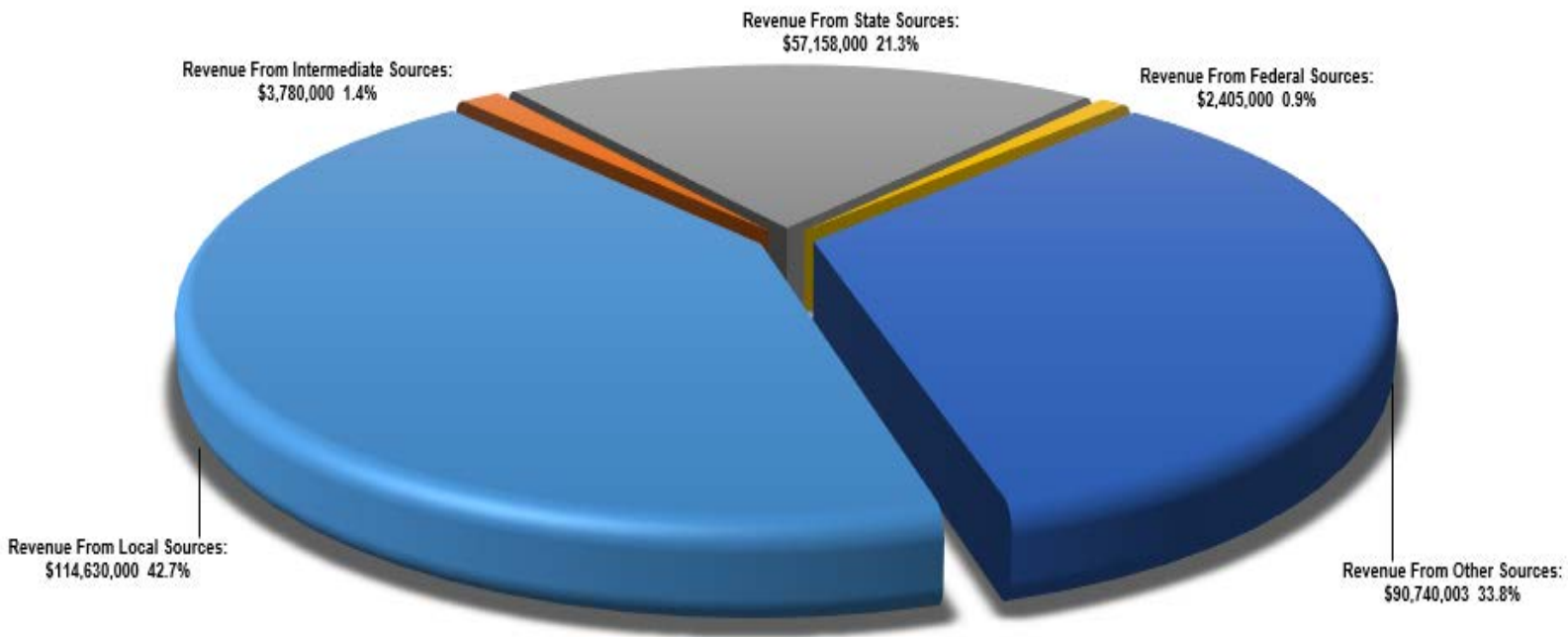


Lake Oswego School District

2025-2026 Budget Summary

The reports contained in this section summarize the total budget organized by revenue and expenditures at major fund level.

All-Fund Resource Summary



Lake Oswego School District
2025/26 Proposed, Approved,
& Adopted Budget

All Fund Resources

2021/22 Actuals	2022/23 Actuals	2023/24 Actuals		2024/25 Adopted	2025/26 Proposed, Approved, & Adopted
\$	\$	\$		\$	\$
100 - General Fund					
55,864,912	60,078,808	63,246,291	1000 - Revenue From Local Sources	63,795,000	65,815,000
1,025,585	1,752,567	2,016,142	2000 - Revenue From Intermediate Sources	2,155,000	2,255,000
33,466,694	40,601,837	41,843,820	3000 - Revenue From State Sources	43,650,000	47,900,000
32,953	112,307	28,030	4000 - Revenue From Federal Sources	20,000	20,000
20,954,353	17,834,357	17,596,408	5000 - Revenue From Other Sources	17,510,002	7,010,001
111,344,496	120,379,876	124,730,691	Total General Fund:	127,130,002	123,000,001
105 - Lake Grove Park					
245,314	257,581	281,729	1000 - Revenue From Local Sources	280,000	300,000
28	-	-	4000 - Revenue From Federal Sources	-	-
574,811	622,741	1,147,700	5000 - Revenue From Other Sources	50,000	50,000
820,154	880,322	1,429,429	Total Lake Grove Swim Park:	330,000	350,000
200 - Community Contributions					
1,046,693	1,563,523	1,068,943	1000 - Revenue From Local Sources	2,345,000	2,345,000
175,339	162,285	158,101	5000 - Revenue From Other Sources	155,000	155,000
1,222,031	1,725,808	1,227,044	Total Community Contributions:	2,500,000	2,500,000
207 - Student Activity Funds					
2,344,019	2,074,903	2,368,750	1000 - Revenue From Local Sources	3,100,000	3,100,000
1,243,260	1,505,708	1,398,980	5000 - Revenue From Other Sources	1,000,000	1,000,000
3,587,279	3,580,611	3,767,730	Total Student Activity Funds:	4,100,000	4,100,000
290 - Community School Fund					
1,949,447	1,887,106	1,630,752	1000 - Revenue From Local Sources	1,800,000	1,925,000
247,109	60,003	101,353	5000 - Revenue From Other Sources	50,000	50,000
2,196,557	1,947,109	1,732,104	Total Community School Funds:	1,850,000	1,975,000
2XX - Grants Fund					
4,100	250	-	1000 - Revenue From Local Sources	5,000	-
222,292	226,471	174,900	2000 - Revenue From Intermediate Sources	300,000	200,000
7,124,486	8,106,790	8,617,680	3000 - Revenue From State Sources	9,450,000	9,055,000
3,469,680	1,688,454	1,658,695	4000 - Revenue From Federal Sources	1,705,000	1,385,000
301,017	408,660	333,341	5000 - Revenue From Other Sources	50,000	50,000
11,121,574	10,430,624	10,784,616	Total Grants Fund:	11,510,000	10,690,000
300 - Debt Service Funds					
17,629,913	32,363,633	33,049,614	1000 - Revenue From Local Sources	34,000,000	34,650,000
1,738,169	1,629,413	2,482,383	5000 - Revenue From Other Sources	2,250,000	2,850,000
19,368,082	33,993,046	35,531,998	Total Debt Service Funds:	36,250,000	37,500,000
400 - Capital Projects Funds					
1,950,802	5,589,134	5,420,592	1000 - Revenue From Local Sources	2,490,000	2,245,000
-	-	-	2000 - Revenue From Intermediate Sources	-	1,200,000
-	-	25,000	3000 - Revenue From State Sources	-	-
224,490,842	204,954,522	156,756,225	5000 - Revenue From Other Sources	130,050,002	78,720,002
226,441,644	210,543,656	162,201,818	Total Capital Project Funds	132,540,002	82,165,002
500 - Food Service Fund					
27,840	1,389,674	1,433,500	1000 - Revenue From Local Sources	1,600,000	1,625,000
26,599	108,275	63,793	3000 - Revenue From State Sources	80,000	120,000
3,304,852	710,776	890,336	4000 - Revenue From Federal Sources	615,000	1,000,000
84,182	826,667	722,401	5000 - Revenue From Other Sources	730,000	605,000
3,443,473	3,035,393	3,110,031	Total Food Service Funds:	3,025,000	3,350,000
600 - Internal Service Funds					
-	-	-	1000 - Revenue From Local Sources	1,500,000	2,625,000
-	-	250,000	5000 - Revenue From Other Sources	750,000	250,000
-	-	250,000	Total Internal Service Funds:	2,250,000	2,875,000
379,545,290	386,516,445	344,765,460	Total	321,485,004	268,505,003

Lake Oswego School District
2025/26 Proposed, Approved,
& Adopted Budget

All Fund Requirements

2021/22 Actuals	2022/23 Actuals	2023/24 Actuals		2024/25 Adopted	FTE	2025/26 Proposed, Approved, & Adopted	FTE
\$	\$	\$		\$		\$	
100 - General Fund							
54,280,038	65,826,927	70,727,889	1000 - Instruction	75,100,000	581.39	77,820,000	530.38
30,120,495	34,995,972	38,643,087	2000 - Support Services	40,250,000	194.41	40,600,000	178.93
-	-	-	4000 - Facilities Acquisition and Construction	2		1	
9,111,817	1,960,569	2,233,577	5000 - Other Uses	1,605,000		1,755,000	
-	-	-	6000 - Contingencies	2,000,000		500,000	
17,832,146	17,596,407	13,126,139	7000 - Unappropriated Ending Fund Balance	8,175,000		2,325,000	
111,344,495	120,379,875	124,730,691	Total General Fund:	127,130,002	775.80	123,000,001	709.30
105 - Lake Grove Park							
197,413	312,622	1,406,064	3000 - Enterprise and Community Services	243,000	2.00	255,000	2.00
622,741	567,700	23,365	5000 - Other Uses	70,000		62,000	
-	-	-	6000 - Contingencies	17,000		33,000	
820,154	880,322	1,429,429	Total Lake Grove Swim Park:	330,000	2.00	350,000	2.00
200 - Community Contributions							
1,021,073	1,546,224	1,000,063	1000 - Instruction	2,223,000	29.00	2,223,000	24.00
38,673	21,483	59,447	2000 - Support Services	112,000		112,000	
-	-	-	4000 - Facilities Acquisition and Construction	15,000		15,000	
162,285	158,101	167,534	7000 - Unappropriated Ending Fund Balance	150,000		150,000	
1,222,032	1,725,808	1,227,044	Total Community Contributions:	2,500,000	29.00	2,500,000	24.00
207 - Student Activity Funds							
2,081,571	2,186,631	1,890,883	1000 - Instruction	3,100,000		3,100,000	
1,505,708	1,393,980	1,876,846	7000 - Unappropriated Ending Fund Balance	1,000,000		1,000,000	
3,587,279	3,580,611	3,767,729	Total Student Activity Funds:	4,100,000		4,100,000	
290 - Community School Fund							
2,126,557	1,947,109	1,732,104	3000 - Enterprise and Community Services	1,850,000	10.13	1,975,000	10.00
70,000	-	-	5000 - Other Uses	-		-	
2,196,557	1,947,109	1,732,104	Total Community School Funds:	1,850,000	10.13	1,975,000	10.00
2XX - Grants Fund							
6,307,573	6,436,824	7,471,349	1000 - Instruction	7,860,000	59.70	8,050,000	59.33
4,371,283	3,993,800	3,313,267	2000 - Support Services	3,640,000	18.25	2,640,000	13.45
-	-	-	3000 - Enterprise and Community Services	10,000		-	
442,718	-	-	5000 - Other Uses	-		-	
11,121,574	10,430,624	10,784,616	Total Grants Fund:	11,510,000	77.95	10,690,000	72.78
300 - Debt Service Funds							
17,738,669	31,510,663	32,707,538	5000 - Other Uses	33,810,000		35,080,000	
1,629,413	2,482,383	2,824,459	7000 - Unappropriated Ending Fund Balance	2,440,000		2,420,000	
19,368,082	33,993,046	35,531,997	Total Debt Service Funds:	36,250,000		37,500,000	
400 - Capital Projects Funds							
97,926	1,720,297	578,918	1000 - Instruction	1,500,000		1,600,000	
249,513	1,258,566	638,716	2000 - Support Services	750,000		1,925,000	0.50
20,132,250	50,427,309	59,324,115	4000 - Facilities Acquisition and Construction	74,215,000	4.50	58,564,999	3.90
1,007,433	404,008	355,804	5000 - Other Uses	950,003		500,003	
-	-	-	6000 - Contingencies	2,500,000		2,500,000	
204,954,521	156,733,474	101,304,265	7000 - Unappropriated Ending Fund Balance	52,624,999		17,075,000	
226,441,644	210,543,655	162,201,818	Total Capital Project Funds	132,540,002	4.50	82,165,002	4.40
500 - Food Service Fund							
2,610,182	2,318,203	2,521,995	3000 - Enterprise and Community Services	2,850,000	21.75	2,875,000	22.09
10,000	-	-	5000 - Other Uses	-		-	
823,291	717,190	588,036	7000 - Unappropriated Ending Fund Balance	175,000		475,000	
3,443,473	3,035,393	3,110,031	Total Food Service Funds:	3,025,000	21.75	3,350,000	22.09
600 - Internal Service Funds							
-	-	-	2000 - Support Services	2,250,000		2,625,000	
-	-	250,000	7000 - Unappropriated Ending Fund Balance	-		250,000	
-	-	250,000	Total Internal Service Funds:	2,250,000		2,875,000	
379,545,290	386,516,443	344,765,460	Total	321,485,004	921.13	268,505,003	844.57



INFORMATIONAL SECTION

The Informational Section provides explanations, data, charts, and additional documents aimed at aiding the reader's comprehension of the Lake Oswego School District's history, current status, and future. This content, in conjunction with other sections of the budget document, facilitates a deeper understanding of the multitude of factors pertaining to District operations.

- ◆ GENERAL FUND — REVENUES AND EXPENDITURE SUMMARY
 - ◆ GENERAL FUND — SALARY RANGE SUMMARY
 - ◆ SALARY SCHEDULES
 - ◆ LICENSED
 - ◆ CLASSIFIED
 - ◆ ADMINISTRATORS AND OTHER STAFF
 - ◆ ESTIMATE OF TAX COLLECTIONS
 - ◆ LEGAL PUBLICATIONS
 - ◆ GLOSSARY
-



**Lake Oswego School District
Budget Salary Assumptions
for Fiscal Year 2025-26 and Fiscal Year 2024-25**

Description	Object	
FTE	N/A	
FY 25-26		Based on February 2025 Regular Staffing plus RIF adjustments.
FY 24-25		Based on March 2024 Regular Staffing plus limited program additions or adjustments.
Salaries	111-114	
FY 25-26		Based on Current Salaries and Wage Rates with Step Increases as applicable and COLA at 2.625% per LOSEA agreements with NO furlough days.
FY 24-25		Based on Current Salaries and Wage Rates with Step Increases as applicable and COLA at 3.0% for budgeting purposes with NO furlough days.
PERS	210	
FY 25-26		Specific to tier per actual employee (Tier 3 @ 19.88%, Tier 1 & 2 @ 23.06%), less historical experience factor for functions or centers with less PERS eligible staff.
FY 24-25		Specific to tier per actual employee (Tier 3 @ 18.31%, Tier 1 & 2 @ 21.15% for licensed staff, Tier 3 @ 12.31%, Tier 1 & 2 @ 15.15% for all others), less historical experience factor for functions or centers with less PERS eligible staff.
PERS UAL	211	
FY 25-26		Rate of 7.9% applied to all wages for central fund established at start of 2022-23.
FY 24-25		8.5% of subject salary.
FICA	220	
Both Periods		7.65 % of subject salary.
Workers Comp.	231	
Both Periods		Projected rates - depends on job classification - overall expect flat due to stabilization in base period overall loss ratio (experience mod factor)
Unemployment	233	District Self-Insures
FY 25-26		Estimated at 1% of subject salary - Lower RIF potential, but still have state 2018 eligibility changes
FY 24-25		Estimated at 2.0% of subject salary - Due to the passage of SB 489 expanding access to unemployment benefits for previously excluded employee groups.
PFMLI	235	
Both Periods		0.4% of subject salary.
Insurance	240-242	
Both Periods		Overall rate increase of approx 3.5% is expected. 2024-25 and 2025-26 budgeted rates for each major job classification are used as they provide sufficient budget appropriation authority due to opt-outs and lower rates of employees electing full-family coverage, especially in classified positions.
		Overall rate increase is generally known, and Group HRA benefit continues to provide good savings. 2025-26 plan specific rates have not yet been issued by OEBC. In 2017, district negotiated a group HRA overlaying lower premium/higher deductible plans, which lowered health benefit costs from 2016-17 to 2017-18 by approximately 7% in total. The district now has five completed years of experience with this new model, as well as more reference districts, allowing greater confidence for lower costs than prior budgets. Plan redesigns are being examined by OEBC, but final action by OEBC for 2025-26 plans and rates will come later in May 2025.

Lake Oswego School District
 2025/26 Proposed, Approved,
 & Adopted Budget

General Fund - Salary Range Summary

2021/22 Actuals	2022/23 Actuals	2023/24 Actuals	Contract Days		2024/25 Adopted		2025/26 Proposed, Approved, & Adopted	
\$	\$	\$			\$	FTE	\$	FTE
1000 - Instruction								
1111 - Elementary Programs								
8,395,682	9,106,014	9,245,008	191	0111 - Licensed Salaries	10,185,912	116.00	11,252,480	111.98
948,960	1,146,758	1,363,298	186-191	0112 - Classified Salaries (Admin Assist & Educational Assistant)	1,422,706	38.10	1,489,889	38.81
9,344,642	10,252,772	10,608,306		Total:	11,608,618	154.10	12,742,369	150.79
1121 - Jr. High Programs								
5,072,771	5,709,680	6,205,283	191	0111 - Licensed Salaries	6,681,996	76.71	6,304,138	63.60
63,258	76,935	76,180	186-191	0112 - Classified Salaries (Admin Assist & Educational Assistant)	87,826	2.38	69,897	1.63
5,136,029	5,786,615	6,281,462		Total:	6,769,822	79.08	6,374,035	65.22
1122 - Jr. High Co-curricular Programs								
11,863	19,332	23,486	186	0112 - Classified Salaries (Athletic Svcs Coordinator)	22,848	0.50	23,444	0.50
11,863	19,332	23,486		Total:	22,848	0.50	23,444	0.50
1131 - High School Programs								
8,191,190	8,587,624	9,056,090	191	0111 - Licensed Salaries	9,468,438	101.57	9,159,391	86.83
108,941	160,854	167,886	186-191	0112 - Classified Salaries (Admin Assist & Educational Assistant)	208,723	5.94	265,178	6.01
8,300,131	8,748,478	9,223,976		Total:	9,677,161	107.51	9,424,569	92.84
1132 - High School Co-curricular								
150,312	230,250	242,966	190-204	0112 - Classified Salaries	287,909	5.50	268,242	4.75
236,142	267,720	290,208	261	0113 - Administrator Salaries (Admin Assist & Athletic Trainer)	286,780	2.00	300,168	2.00
386,454	497,970	533,174		Total:	574,689	7.50	568,410	6.75
1210 - Talented & Gifted Programs								
335,567	358,005	383,792	191	0111 - Licensed Salaries	480,717	5.00	467,680	4.30
335,567	358,005	383,792		Total:	480,717	5.00	467,680	4.30
1220 - Restrictive Programs for Students with Disabilities								
1,050,137	1,141,134	1,238,541	191	0111 - Licensed Salaries	1,398,741	17.00	1,576,415	17.00
1,900,879	2,617,371	2,875,666	186-193	0112 - Classified Salaries (Educational Assist. Special Ed. Assist. & Admin Assist)	3,138,480	81.69	3,024,141	82.31
275,621	317,266	276,960	190-191	0114 - Managerial/Specialist Salaries	521,169	7.00	606,855	7.00
3,226,637	4,075,772	4,391,168		Total:	5,058,390	105.69	5,207,411	106.31
1250 - Less Restrictive Programs for Students with Disabilities								
1,814,628	2,326,148	2,581,302	191	0111 - Licensed Salaries	3,011,915	36.00	3,120,622	33.25
1,155,890	1,820,119	2,251,855	186-193	0112 - Classified Salaries (Educational Assist. Special Ed. Assist. & Admin Assist)	2,662,487	72.06	2,294,848	58.13
2,970,518	4,146,267	4,833,157		Total:	5,674,402	108.06	5,415,470	91.38
1280 - Alternative Education								
652,457	675,219	671,135	191	0111 - Licensed Salaries	710,720	8.00	563,745	5.60
652,457	675,219	671,135		Total:	710,720	8.00	563,745	5.60
1291 - English Second Language Programs								
319,199	406,962	428,636	191	0111 - Licensed Salaries	451,503	4.80	535,763	5.00
-	55,535	47,634	196	0112 - Classified Salaries (Educational Assist. Special Ed. Assist.)	82,623	1.89	68,096	1.69
319,199	462,497	476,270		Total:	534,126	6.69	603,859	6.69
30,683,497	35,022,927	37,425,926		Total 1000 Instruction Salaries	41,111,493	582.13	41,390,992	530.37
Summary by Classification:								
25,831,631	28,310,786	29,809,786		0111 - Licensed Salaries	32,389,942	365.08	32,980,234	327.56
4,340,102	6,127,154	7,048,972		0112 - Classified Salaries	7,913,602	208.05	7,503,735	193.82
236,142	267,720	290,208		0113 - Administrator Salaries	286,780	2.00	300,168	2.00
275,621	317,266	276,960		0114 - Managerial/Specialist Salaries	521,169	7.00	606,855	7.00
30,683,497	35,022,927	37,425,926		Total 1000 Instruction Salaries	41,111,493	582.14	41,390,992	530.38

General Fund - Salary Range Summary

2021/22 Actuals	2022/23 Actuals	2023/24 Actuals	Contract Days		2024/25 Adopted	FTE	2025/26 Proposed, Approved, & Adopted	FTE
\$	\$	\$			\$		\$	
2000 - Support Services								
<u>2110 - Student Safety Services</u>								
106,566	133,893	109,787	186	0112 - Classified Salaries (Campus Safety)	164,950	3.75	181,336	3.75
118,071	133,860	-	261	0113 - Administrator Salaries	-		-	
-	-	70,338	186	0114 - Managerial/Specialist Salaries	73,607	1.00	34,898	0.50
224,637	267,753	180,125		Total:	238,557	4.75	216,234	4.25
<u>2120 - Guidance Services</u>								
1,387,955	1,552,474	1,695,918	191	0111 - Licensed Salaries	1,944,398	22.30	1,886,454	19.00
346,594	408,509	418,256	201-220	0112 - Classified Salaries (Admin Assist & HS Data Processor)	462,881	9.25	487,751	9.25
1,734,549	1,960,982	2,114,173		Total:	2,407,279	31.55	2,374,205	28.25
<u>2134 - Nursing Services</u>								
240,710	266,885	300,200	201	0114 - Managerial/Specialist Salaries	315,930	3.00	330,677	3.00
240,710	266,885	300,200		Total:	315,930	3.00	330,677	3.00
<u>2140 - Psychological Services</u>								
488,902	595,186	440,317	191	0111 - Licensed Salaries	946,394	10.00	820,144	9.00
488,902	595,186	440,317		Total:	946,394	10.00	820,144	9.00
<u>2150 - Speech Pathology & Audiology Services</u>								
627,389	772,054	943,749	191	0111 - Licensed Salaries	1,251,942	13.30	1,162,318	11.70
627,389	772,054	943,749		Total:	1,251,942	13.30	1,162,318	11.70
<u>2190 - Service Direction, Student Support Services</u>								
-	-	74,754	191	0111 - Licensed Salaries	-	1.00	-	
169,451	216,072	156,840	261	0112 - Classified Salaries (Admin Assist)	257,790	2.81	185,532	2.81
142,548	162,807	172,439	261	0113 - Administrator Salaries	177,612	1.00	187,659	1.00
311,999	378,879	404,033		Total:	435,402	4.81	373,191	3.81
<u>2210 - Improvemnt of Instruction Services</u>								
-	(98)	-	191	0111 - Licensed Salaries	-		-	
118,357	104,091	191,648	210-261	0112 - Classified Salaries (Educational Assist & Admin Assist)	131,556	3.13	198,321	2.88
212,280	389,510	520,184	261	0113 - Administrator Salaries	606,513	3.00	373,561	2.00
109,568	128,794	133,946	261	0114 - Managerial/Specialist Salaries	137,964	1.00	144,404	1.00
440,204	622,297	845,778		Total:	876,033	7.13	716,286	5.88
<u>2220 - Educational Media Services</u>								
86,935	94,456	100,628	191	0111 - Licensed Salaries	103,647	1.00	-	
349,812	408,664	461,283	193	0112 - Classified Salaries (Library Tech Assistant)	506,799	10.44	523,871	10.13
436,747	503,120	561,911		Total:	610,446	11.44	523,871	10.13
<u>2321 - Executive Administration Services</u>								
76,958	92,598	100,155	261	0112 - Classified Salaries (Exec. Confidential)	103,160	1.00	107,975	1.00
533,161	459,458	467,268	261	0113 - Administrator Salaries	481,286	2.00	505,507	2.00
610,119	552,056	567,423		Total:	584,446	3.00	613,482	3.00
<u>2410 - Office of the Principal Services</u>								
-	-	173,542	191	0111 - Licensed Salaries	181,623	2.00	-	
919,417	1,017,062	1,087,178	186-261	0112 - Classified Salaries (Admin Assist, Support Svcs. Coordinator & Data Processor)	1,152,423	21.69	1,197,597	21.31
2,126,160	2,448,883	2,492,991	261	0113 - Administrator Salaries	2,557,620	17.00	2,678,812	17.00
3,045,577	3,465,945	3,753,712		Total:	3,891,666	40.69	3,876,409	38.31
<u>2520 - Fiscal Services</u>								
381,763	500,985	623,582	261	0112 - Classified Salaries (Bkpr, Payroll Specialist, Confidential)	665,269	8.00	616,158	7.00
-	-	46,366	261	0114 - Managerial/Specialist Salaries	137,964	1.00	137,528	1.00
381,763	500,985	669,948		Total:	803,233	9.00	753,686	8.00

Lake Oswego School District 7J

Licensed Salary Schedule
July 1, 2024 - June 30, 2025

11.0% Increase (4.05% Basic COLA + 6.95% PERS Pickup Adjustment), No PERS Pickup

Steps	BA	BA+24	BA+45	MA BA+60	MA+24 BA+84	MA+45 BA+105
1	53,188	55,316	57,445	59,573	61,699	63,826
2	55,849	57,976	60,104	62,232	64,360	66,487
3	58,508	60,635	62,762	64,889	67,016	69,145
4	61,169	63,293	65,422	67,551	69,677	71,805
5	63,826	65,953	68,081	70,212	72,336	74,464
6	66,487	68,614	70,741	72,869	74,997	77,125
7	69,145	71,273	73,401	75,530	77,657	79,785
8	71,805	73,934	76,061	78,190	80,317	82,442
9	74,464	76,593	78,719	80,848	82,977	85,103
10	77,125	79,252	81,377	83,505	85,635	87,762
11	79,785	81,911	84,038	86,166	88,293	90,422
12	82,442	84,570	86,698	88,824	90,952	93,080
13	85,103	87,230	89,358	91,485	93,614	95,742
14	87,760	89,888	92,017	94,144	96,275	98,400
15	90,417	92,545	94,677	96,804	98,931	101,058
16	93,075	95,202	97,335	99,463	101,591	103,717
17	95,732	97,860	99,992	102,121	104,249	106,379
18	98,389	100,517	102,649	104,778	106,906	109,040
19	101,047	103,175	105,308	107,436	109,564	111,697

* Educators who hold a doctorate degree shall receive an annual stipend: \$3,393

NOTE: Bargaining discussions are still ongoing at the time of publication for next year's salaries. For budgeting purposes, the salaries above have been used with a 2.625% COLA.

APPENDIX B-2 2025-2026 Salary Schedule

Lake Oswego School District 7J
P.O. Box 70 2455 SW Country Club Road Lake Oswego, OR 97034
WAGE SCHEDULE FOR CLASSIFIED EMPLOYEES
JULY 1, 2025 - JUNE 30, 2026
2% Increase for all Steps, including Longevity. Normal step advancement.

Range	1st	2nd	3rd	4th	5th	6th	7th	Longevity 10+	Longevity 15+*	Title
4	\$17.47	\$18.13	\$18.89	\$19.79	\$21.17	\$22.53	\$23.66	\$24.84	\$25.83	FSA I
5	\$18.13	\$18.89	\$19.79	\$20.74	\$22.13	\$23.55	\$24.73	\$25.96	\$27.00	FSA II
6	\$18.89	\$19.79	\$20.74	\$21.71	\$23.22	\$24.71	\$25.95	\$27.25	\$28.34	Educational Assistant, FSA III-Cook
7	\$19.79	\$20.74	\$21.71	\$22.64	\$24.23	\$25.84	\$27.14	\$28.50	\$29.64	Administrative Assistant I, Science Resource Clerk, SEA I, Testing Coordinator
8	\$20.74	\$21.71	\$22.64	\$23.69	\$25.38	\$27.03	\$28.38	\$29.81	\$31.00	Administrative Assistant II, SEA II, SEA-BEA, Weight Room Monitor
9	\$21.71	\$22.64	\$23.69	\$24.89	\$26.65	\$28.41	\$29.83	\$31.32	\$32.57	Assistive Tech Asst, Custodian, Data Process MS, Sign Lang Interpreter, Support Svcs Coord
10	\$22.64	\$23.69	\$24.89	\$25.98	\$27.92	\$29.80	\$31.30	\$32.86	\$34.17	Administrative Assistant II-Athletics, Bookkeeper II, Campus Security, Classroom Leader, Data Process-HS, Groundskeeper I, Library Technology Assistant, Warehouse/Courier
11	\$23.69	\$24.89	\$25.98	\$27.17	\$29.24	\$31.31	\$32.87	\$34.52	\$35.91	Administrative Assistant III, Bookkeeper III, Food Svcs Spec, HS Success Coach, SpEd Data Specialist, Transition Specialist
12	\$24.89	\$25.98	\$27.17	\$28.49	\$30.70	\$32.83	\$34.48	\$36.20	\$37.65	Administrative Assistant IV, Food Services Coordinator, Payroll Specialist
13	\$25.98	\$27.17	\$28.49	\$29.93	\$31.31	\$33.27	\$34.93	\$36.68	\$38.15	Bookkeeper III-Lead, Engineer I, Maintenance Worker -HVAC I
14	\$27.17	\$28.49	\$29.84	\$31.33	\$32.83	\$34.92	\$36.67	\$38.50	\$40.04	Curriculum & Instruction Specialist, Engineer III, Groundskeeper II, Maintenance Worker -HVAC II
15	\$28.49	\$29.84	\$31.27	\$32.86	\$34.55	\$36.71	\$38.55	\$40.48	\$42.10	Engineer IV, Licensed Practical Nurse, Maintenance Worker -HVAC III
16	\$29.08	\$30.52	\$32.03	\$33.62	\$35.34	\$37.57	\$39.44	\$41.41	\$43.07	Athletic Trainer, Certified Occupational Therapy Assistant, Payroll Benefits & Grants Specialist
17	\$32.81	\$34.35	\$36.05	\$37.87	\$39.80	\$42.31	\$44.44	\$46.65	\$48.52	Digital Media Specialist, Technology Technician II

Longevity pay occurs the next fiscal year after completion of 10 and 15 years of service in the district. (Beginning of 11th and 16th year.) Article 14.B.3

Lake Oswego School District 7J
Salary Schedule for Administrators and Other Staff
July 1, 2024 to June 30, 2025

<u>Position</u>	<u>Range of Contract Days</u>	<u>General Fund FTE Budgeted</u>		<u>Annual Salary Range 2024-25</u>
		<u>2024-25</u>	<u>2025-26</u>	
Administrators (Object 113):				
Asistant Superintendent	261	1	1	\$183,742 - 192,923
Executive Director	261	5	4	\$172,553 – 182,859
High School Principal	261	2	2	\$163,781 – 174,421
Junior High Principal	261	2	2	\$150,087 – 160,730
Elementary Principal	261	7	7	\$146,743 – 157,386
H.S. Assistant Principal	261	6	6	\$135,605 – 146,245
Jr. High Assistant Principal	261	2	2	\$132,081 – 142,724
Total Administrators		<u>25</u>	<u>24</u>	

Note: The Superintendent's salary is not determined by a salary schedule - it is set by the School Board.

Directors, Professional & Technical, & Confidential (Generally Object 114 except as noted):				
Assistant Director/Director	261	5.5	4.85	\$86,244 - 135,285
Exec. Sectry./Sr. Accountant*	261	2.5	2	\$81,587 – 105,213
Confidential Staff*	261	4.5	4	\$63,436 – 93,945
Therapist & Specialist	191-210	6	7	\$60,983 - \$112,447
Nurse	201	3	3	LOEA Salary Schedule Plus 10 workdays

*Coded to Object 112 as non-supervisory or unlicensed roles.

Estimate of Tax Collections

	Permanent Rate	Local Option*	Totals
2024-25 Assessed Value (AV) - All Counties	10,807,899,151	10,807,899,151	
City of Lake Oswego Urban Renewal Base	(651,099,445)	-	
Net AV for District Collections	10,156,799,706	10,807,899,151	
Estimated 3.5% AV Increase (1)	355,487,990	378,276,470	
Calculated 2025-26 AV Estimate	10,512,287,696	11,186,175,621	
AV Rounded for Budget	10,511,776,590	11,185,975,610	
Permanent Rate per 1000 of AV	4.4707		
Local Option Rate per 1000 of AV		1.640	
Total Levy	46,995,000	18,345,000	65,340,000
Est. Additional Local Option Gap (RMV>AV)		200,000	200,000
Compression (Taxes from Rate above M5 \$5 Limit)	(5,000)	(895,000)	(900,000)
Amounts Lost to Discounts or Collected in Future Years	(2,040,000)	(1,200,000)	(3,240,000)
Net Current Year Collection Estimate	44,950,000	16,450,000	61,400,000
Estimated Collection Rate	95.6%	89.7%	

*Local Option taxes are no longer subject to Urban Renewal interception.

1 - High Average AV Growth Estimate for 2025-26 per Clackamas County Assessor

Lake Grove Park District

	Permanent Rate
2022-23 Assessed Value (AV)	6,717,704,943
City of Lake Oswego Urban Renewal Base	(228,955,548)
Net AV for District Collections	6,488,749,395
Estimated 3.5% AV Increase (1)	227,106,229
Calculated 2023-24 AV Estimate	6,715,855,624
AV Rounded for Budget	6,714,285,714
Permanent Rate per 1000 of AV	0.0420
Total Levy	282,000
Compression (Taxes from Rate above M5 Limit)	-
Amounts Lost to Discounts or Collected in Future Years	(12,000)
Net Current Year Collection Estimate	270,000
Estimated Collection Rate	95.7%

General Fund State Revenue:

Reconciliation of Proposed State Revenue	
Per 3/03/2025 ODE	43,915,630
Based on \$11.3594 SSF	
High Cost/Other Rev Est	2,500,000
Rounding	34,370
Proposed 3101	46,450,000

Debt Service Fund Levy/Tax Rate:

Reconciliation of Debt Service Tax Rate	
A - Proposed DSF Levy	30,350,000
B - Est 2025-26 AV	10,512,287,696
C = B/1000	10,512,287.70
A/C = Est DSF Rate	\$ 2.89

2025-2026

Based on \$11,359,400,000 Budget with a 49/51 split as of 3/3/2025

Clackamas County, Lake Oswego SD 7J - 1923

2025-2026 Local Revenue

Property Taxes and in-lieu of property taxes from local sources	=	\$45,560,000.00
Common School Fund	=	\$974,021.58
County School Fund	=	\$2,000.00
State Managed Timber	=	\$0.00
ESD Equalization	=	\$0.00
In-Lieu of Property Taxes(non-local sources)	=	\$0.00
Revenue Adjustments	=	\$0.00
Sum of Local Revenue	=	\$46,536,021.58

2025-2026 Experience Adjustment

District Average Teacher Experience	=	14.25
State Average Teacher Experience	=	12.09
Experience Adjustment (Difference in District and State Teacher Experience)	=	2.16

2025-2026 Transportation Grant

Salaries	=	N/A
Payroll	=	N/A
Purchased Services	=	N/A
Supplies	=	N/A
Other	=	N/A
Garage Depreciation	=	N/A
Bus Depreciation	=	N/A
Fees Collected	=	N/A
Non-Reimbursable	=	N/A
Net Eligible Trans Expenditures	=	\$6,150,000.00
Transportation per ADMr Rank		45%
Transportation Reimbursement Rate		70.00%
70.00% of the Net Eligible Transportation Expenditures =		the Transportation Grant \$4,305,000.00

2025-2026 Extended ADMw

2025-2026 ADMw 7,596.64 2024-2025 ADMw 7,641.60 Extended ADMw 7,641.80

2025-2026 General Purpose Grant

Multiply the Teacher Experience Adjustment of 2.16 by \$25 then add \$4500 to the result = \$4,554.00
Then multiply \$4,554.00 by the Extended ADMw 7641.7956 and then by the funding ratio 2.47542604256 = \$86,146,651.07

2025-2026 Total Formula Revenue

Add the General Purpose Grant \$86,146,651.07 to the Transportation Grant \$4,305,000.00 = \$90,451,651.07 Rounded to \$90,500,000

2025-2026 State School Fund Grant

Subtract the Local Revenue \$46,536,021.58 from the Total Formula Revenue \$90,451,651.07 = \$43,915,629.50

2025-2026 Rates per ADMw

General Purpose Grant per Extended ADMw = \$11,273 Total Formula Revenue per Extended ADMw = \$11,836
Charter Schools Rate(ORS 338.155) = \$11,340

Payments

SSF Total Paid To Date	SSF Estimated Remaining Balance Due
Small HS Grant Total Paid To Date	Small HS Grant Estimated Remaining Balance Due
	High Cost Disability Estimated Remaining Balance Due

Legal Publications

The following publications are a legal record of publications and announcements, notices and meeting minutes as required for the 2024-2025 Budget.





P.O. Box 45 West Linn, OR 97068
Phone: 503-684-0360 Fax: 503-620-3433
E-mail: legals@commnewspapers.com

AFFIDAVIT OF PUBLICATION

State of Oregon, County of Clackamas, ss I, Kristine Humphries, being first duly sworn, depose and say that I am the Principal Clerk of the Lake Oswego Review, a newspaper of general circulation, published in Clackamas County, Oregon, as defined by ORS 193.010 and 193.020, that

SEE EXHIBIT A


Ad#: 357616
Owner: Lake Oswego School District
Description: NOTICE OF BUDGET COMMITTEE MEETING

A copy of which is hereto annexed, was published in the entire issue of said newspaper for 1 week(s) in the following issue:
04/23/2025



Kristine Humphries (Principal Clerk)

Subscribed and sworn to before me this 04/23/2025.



NOTARY PUBLIC FOR OREGON

Acct #: 100031
Attn:
LAKE OSWEGO SCHOOL DIST 7J
PO BOX 70
2455 COUNTRY CLUB RD
LAKE OSWEGO, OR 97034

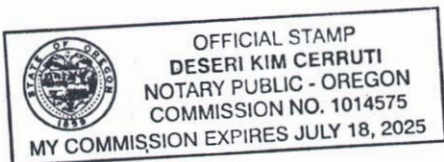


EXHIBIT A

NOTICE OF BUDGET COMMITTEE MEETING

A public meeting of the Budget Committee of the Lake Oswego School District 7J, Clackamas, Multnomah and Washington Counties, State of Oregon, to discuss the budget for the fiscal year July 1, 2025 to June 30, 2026, will be held in person at the Lake Oswego School District Administration Building at 2455 SW Country Club Road on Wednesday, May 7, 2025 beginning at 6:00 p.m. The purpose of the meeting is to receive the budget message and to receive comment from the public on the budget. This is a public meeting where deliberation of the Budget Committee will take place. Any person may provide comments on the proposed programs with the Budget Committee. If you wish to comment on the budget, please submit your comments by 12:00 noon on Wednesday, May 7, 2025, by emailing jensenk@loswego.k12.or.us. Type "Budget Testimony" in the subject line and include your full name in the body of the email. Additional information on providing testimony or public comments is posted at the district's School Board section of its website. A copy of the budget presented at the meeting may be requested on or after May 7 by contacting Karen Jensen via email at jensenk@loswego.k12.or.us.

This notice is also available on or after April 25, 2025 at the district's website: www.losdshools.org.
Publish April 23, 2025

LOR357616

RESOLUTION APPROVING THE BUDGET

WHEREAS, the Lake Oswego School District Legal Budget Committee met and considered the 2025-26 fiscal year Lake Oswego School District (District) and Lake Grove Park (Park) budget appropriations as proposed by the Budget Officer in the amounts set forth below, and

WHEREAS, the budgets for the District and Park General Funds are based on levying the permanent tax rates of \$4.4707 and \$0.0420, respectively, and the District local option levy tax rate of \$1.64 per thousand, to be applied to all taxable properties, and the budget for the District Debt Service Fund proposes a levy of \$30,350,000, and

WHEREAS, the Lake Oswego School District Legal Budget Committee has held public meetings on the proposed 2025-26 fiscal year budgets.

NOW THEREFORE, BE IT RESOLVED that the Legal Budget Committee of Lake Oswego School District hereby approves the budget for 2025-26 in a total sum of \$268,155,003 for the District and \$350,000 for the Park, now on file in the District Administration Office.

BE IT FURTHER RESOLVED that the Legal Budget Committee of Lake Oswego School District estimates the property tax imposed for 2025-26 to be \$65,540,000 for the District General Fund and \$282,000 for the Park General Fund, and

BE IT FURTHER RESOLVED that the Legal Budget Committee of Lake Oswego School District approves the District and Park permanent tax rates of \$4.4707 and \$0.0420, respectively, and the District local option levy tax rate of \$1.6400 per thousand to be imposed on all taxable property determined by the County Assessor as of January 1, 2025 and approves taxes imposed for the District Debt Service Fund in the amount of \$30,350,000.

The following allocation and categorization subject to the limits of section 11b, Article XI of the Oregon Constitution make up the above aggregate amount of taxes approved for the 2025-26 fiscal year:

	Subject to the Education Limitation	Subject to the General Government Limitation	Excluded from the Limitation
General Fund-Perm. Rate	\$4.4707 per \$1000	\$0.0420 per \$1000	\$0
General Fund-Local Option	\$1.6400 per \$1000	\$0	\$0
Bonded Debt Fund	\$0	\$0	\$30,350,000
Category Total	\$6.1107 per \$1000	\$0.0420 per \$1000	\$30,350,000
TOTAL RATE/TAXES	\$6.1107 per \$1000	\$0.0420 per \$1000	\$30,350,000

Resolution Approving the Budget
Page 2

BE IT FURTHER RESOLVED that for the fiscal year beginning July 1, 2025, the amounts shown below are hereby appropriated for the purposes indicated within the funds listed. Unappropriated ending fund balances* are shown only to reconcile the fund's total to the budget. These amounts are not available for appropriation; i.e., they cannot be used to increase spending authority.

100 GENERAL FUND

1000	Instruction	\$77,820,000
2000	Support Services	40,600,000
4000	Facilities Acquisition Services	1
5100	Debt Service	1,650,000
5200	Interfund Transfers	105,000
6000	Contingency	<u>500,000</u>
	Total General Fund Appropriations	\$120,675,001
	Unappropriated Ending Fund Balance*	<u>2,325,000</u>
	Total General Fund Budget	<u>\$123,000,001</u>

200 COMMUNITY CONTRIBUTIONS FUND

1000	Instruction	\$2,223,000
2000	Support Services	112,000
4000	Facilities Acquisition & Const.	<u>15,000</u>
	Total Community Contributions Fund Appropriations	\$2,350,000
	Unappropriated Ending Fund Balance*	<u>150,000</u>
	Total Community Contributions Fund Budget	<u>\$2,500,000</u>

2XX GRANTS FUND

1000	Instruction	\$8,050,000
2000	Support Services	<u>2,640,000</u>
	Total Grants Fund Appropriations	<u>\$10,690,000</u>

Resolution Approving the Budget

Page 3

500 FOOD SERVICES FUND

3000	Enterprise & Community Services	<u>\$2,875,000</u>
	Total Food Services Fund Appropriations	\$2,875,000
	Unappropriated Ending Fund Balance*	<u>475,000</u>
	Total Food Services Fund Budget	<u>\$3,350,000</u>

290 COMMUNITY SERVICES FUND

3000	Enterprise & Community Services	<u>\$1,975,000</u>
	Total Community Services Fund Appropriations	<u>\$1,975,000</u>

207 STUDENT ACTIVITY FUNDS

1000	Instruction	<u>\$3,100,000</u>
	Total Student Activity Funds Appropriations	\$3,100,000
	Unappropriated Ending Fund Balance*	<u>1,000,000</u>
	Total Student Activity Funds Budget	<u>\$4,100,000</u>

3XX DEBT SERVICE FUNDS

5100	Debt Service	<u>\$35,080,000</u>
	Total Debt Service Fund Appropriations	\$35,080,000
	Unappropriated Ending Fund Balance*	<u>2,420,000</u>
	Total Debt Service Fund Budget	<u>\$37,500,000</u>

4XX CAPITAL PROJECTS FUNDS

1000	Instruction	\$1,600,000
2000	Support Services	1,925,000
4000	Facilities Acquisition & Const.	58,564,999
5100	Debt Service	500,001
5200	Interfund Transfers	2
6000	Contingency	<u>2,500,000</u>
	Total Capital Projects Fund Appropriations	\$65,090,002
	Unappropriated Ending Fund Balance*	<u>17,075,000</u>
	Total Capital Projects Fund Budget	<u>\$82,165,002</u>

601 SELF INSURANCE FUND

2000	Support Services	<u>\$2,625,000</u>
------	------------------	--------------------

Resolution Approving the Budget
Page 4

Total Self Insurance Fund Appropriations	\$2,625,000
Unappropriated Ending Fund Balance*	<u>250,000</u>
Total Self Insurance Fund Budget	<u>\$2,875,000</u>

LAKE GROVE PARK – COMPONENT UNIT – GENERAL FUND

105 GENERAL FUND

Personal Services	\$130,000
Materials & Services	75,000
Dues & Fees	50,000
Debt Service	62,000
Contingency	<u>33,000</u>
Total General Fund Appropriations	<u>\$350,000</u>



Kirsten Aird
Chair Legal Budget Committee
Lake Oswego School District



Dr. Jennifer Schiele
Superintendent
Lake Oswego School District

Clackamas County, Oregon

Date: May 21, 2025


PO Box 310 Gresham, OR 97030
Phone: 503-684-0360 Fax: 503-620-3433
E-mail: legals@commnewspapers.com

AFFIDAVIT OF PUBLICATION

State of Oregon, County of Clackamas, ss I,
Kristine Humphries, being first duly sworn,
depose and say that I am the Principal Clerk
of the Lake Oswego Review, a newspaper of
general circulation, published in Clackamas
County, Oregon, as defined by ORS 193.010
and 193.020, that

Ad#: 361237
Owner: Lake Oswego School District
Description: NOTICE OF BUDGET HEARING
FORM ED-1

A copy of which is hereto annexed, was
published in the entire issue of said
newspaper for 1 week(s) in the
following issue:
06/04/2025



Kristine Humphries (Principal Clerk)

Subscribed and sworn to before me this
06/04/2025.



NOTARY PUBLIC FOR OREGON

Acct #: 100031
Attn:
LAKE OSWEGO SCHOOL DIST 7J
PO BOX 70
2455 COUNTRY CLUB RD
LAKE OSWEGO, OR 97034



FORM ED-1

NOTICE OF BUDGET HEARING

A public meeting of the Lake Oswego School District will be held in the Board Room of the Administration Building on June 9, 2025 at 6:00 pm at 2455 Country Club Rd, Lake Oswego, Oregon. The purpose of this meeting is to discuss the budget for the fiscal year beginning July 1, 2025 as approved by the Lake Oswego School District Budget Committee. Please see the June 9, 2025 agenda for how to submit comments to the school board. A summary of the budget is presented below. A copy of the budget may be inspected at the district website <https://www.losdschools.org/business-services/budget-funding> or obtained at the Administration Building at 2455 Country Club Rd, Lake Oswego between the hours of 8 a.m. and 4 p.m. weekdays. This Budget is for an annual budget period. This budget was prepared on a basis of accounting that is the same as the basis of accounting used during the preceding year.

Contact: Stuart Ketzler

Telephone: 503-534-2000

Email: ketzlers@loswego.k12.or.us

FINANCIAL SUMMARY - RESOURCES			
TOTAL OF ALL FUNDS	Actual Amount Last Year 2023-24	Adopted Budget This Year 2024-25	Approved Budget Next Year 2025-26
Beginning Fund Balance	179,081,536	\$126,720,002	\$90,575,001
Current Year Property Taxes, other than Local Option Taxes	69,168,333	71,180,000	73,900,000
Current Year Local Option Property Taxes	15,702,274	16,100,000	16,450,000
Other Revenue from Local Sources	23,347,836	19,065,000	23,980,000
Revenue from Intermediate Sources	2,191,042	2,455,000	3,655,000
Revenue from State Sources	50,550,293	53,180,000	57,075,000
Revenue from Federal Sources	2,577,061	2,340,000	2,405,000
Interfund Transfers	694,906	105,002	105,002
All Other Budget Resources	22,750	30,010,000	10,000
Total Resources	\$343,336,031	\$321,155,004	\$268,155,003

FINANCIAL SUMMARY - REQUIREMENTS BY OBJECT CLASSIFICATION			
Salaries	\$67,178,806	\$72,616,440	\$72,983,421
Other Associated Payroll Costs	37,047,384	43,631,495	44,804,699
Purchased Services	22,120,020	22,180,852	19,087,987
Supplies & Materials	8,229,551	8,833,390	9,582,871
Capital Outlay	51,949,591	65,022,800	54,385,000
Other Objects (except debt service & interfund transfers)	1,376,481	4,390,026	3,331,022
Debt Service*	34,602,013	35,310,000	37,180,001
Interfund Transfers*	694,906	105,002	105,002
Operating Contingency		4,500,000	3,000,000
Unappropriated Ending Fund Balance & Reserves	120,137,279	64,564,999	23,695,000
Total Requirements	\$343,336,031	\$321,155,004	\$268,155,003

FINANCIAL SUMMARY - REQUIREMENTS BY FUNCTION			
1000 Instruction	\$81,669,102	\$89,783,000	\$92,793,000
FTE	689.78	670.09	613.70
2000 Support Services	42,654,516	47,002,000	47,902,000
FTE	208.11	212.66	192.88
3000 Enterprise & Community Service	4,254,100	4,710,000	4,850,000
FTE	29.00	31.88	32.09
4000 Facility Acquisition & Construction	59,324,115	74,230,002	58,580,000
FTE	4.50	4.50	3.90
5000 Other Uses	0	950,001	0
5100 Debt Service*	34,602,013	35,310,000	37,230,001
5200 Interfund Transfers*	694,906	105,002	105,002
6000 Contingency		4,500,000	3,000,000
7000 Unappropriated Ending Fund Balance	120,137,279	64,564,999	23,695,000
Total Requirements	\$343,336,031	\$321,155,004	\$268,155,003
Total FTE	931.39	919.12	842.57

* not included in total 5000 Other Uses. To be appropriated separately from other 5000 expenditures.

STATEMENT OF CHANGES IN ACTIVITIES and SOURCES OF FINANCING **

Ongoing capital spending from resources provided by voter approved GO bond measure 3-577 in November 2021 is the largest factor in declining fund balances (this measure accounts for \$30 million of 2024-25 Other Budgeted Resources) and is the reason for the variance seen each year in the Capital Outlay object and Facilities & Acquisition & Construction requirements. Major projects of this new bond are replacements of River Grove Elementary (RGE) and Lake Oswego Middle (LOM) school buildings. RGE was completed in 2024 and LOM is on schedule to be completed in the summer of 2026. The 2025-26 Proposed Budget includes approximately \$5 million in increased PERS expenditures due to a 7.6% increase in mandatory PERS contribution rates as of July 1, 2025, offset by planned reductions to operating programs that will reduce Current Service Level costs in 2025-26 by approximately \$10.5 million. The FTE decrease reflected in the 2025-26 budget is due to these planned reductions. 2023-24 FTE is as of May 2024 and for regular staff only; it does not include seasonal or casual employees. The 2024-25 and 2025-26 budgets includes a new Self-Insurance Fund to accumulate resources and pay insurance and unemployment expenditures. This does not change existing revenue and expenditures for insurance.

PROPERTY TAX LEVIES			
	Rate or Amount Imposed	Rate or Amount Imposed	Rate or Amount Approved
Permanent Rate Levy (Rate Limit \$4.4707 per \$1,000)	4.4707	4.4707	4.4707
Local Option Levy	1.64	1.64	1.64
Levy For General Obligation Bonds	\$28,500,000	\$29,400,000	\$30,350,000

STATEMENT OF INDEBTEDNESS		
LONG TERM DEBT	Estimated Debt Outstanding July 1, 2025	Estimated Debt Authorized, But Not Incurred on July 1, 2025
General Obligation Bonds	\$343,395,000	\$0
Other Bonds	\$12,930,000	\$0
Other Borrowings	\$12,807,000	\$0
Total	\$369,132,000	\$0


PO Box 310 Gresham, OR 97030
Phone: 503-684-0360 Fax: 503-620-3433
E-mail: legals@commnewspapers.com

AFFIDAVIT OF PUBLICATION

State of Oregon, County of Clackamas, ss I,
Kristine Humphries, being first duly sworn,
depose and say that I am the Principal Clerk
of the Lake Oswego Review, a newspaper of
general circulation, published in Clackamas
County, Oregon, as defined by ORS 193.010
and 193.020, that


Ad#: 361221
Owner: Lake Oswego School District
Description: NOTICE OF BUDGET HEARING
FORM LB-1

A copy of which is hereto annexed, was
published in the entire issue of said
newspaper for 1 week(s) in the
following issue:
06/04/2025



Kristine Humphries (Principal Clerk)

Subscribed and sworn to before me this
06/04/2025



NOTARY PUBLIC FOR OREGON

Acct #: 100031
Attn:
LAKE OSWEGO SCHOOL DIST 7J
PO BOX 70
2455 COUNTRY CLUB RD
LAKE OSWEGO, OR 97034



FORM LB-1

NOTICE OF BUDGET HEARING

A public meeting of the Lake Grove Park District, a component unit of the Lake Oswego School District, will be held on June 9, 2025 at 6:00 pm in the Board Room at the Administration Building at 2455 Country Club Rd., Lake Oswego, Oregon. The purpose of this meeting is to discuss the budget for the fiscal year beginning July 1, 2025 as approved by the Lake Oswego School District Budget Committee. A summary of the Park budget is presented below. Please see the June 9, 2025 agenda for how to submit comments to the school board. A copy of the budget may be inspected at the district website at <https://www.losdschools.org/business-services/budget-funding> or obtained at the Administration Building at 2455 Country Club Rd., Lake Oswego, between the hours of 8 a.m. and 4 p.m. weekdays. This budget is for an annual budget period. This budget was prepared on a basis of accounting that is the same as used the preceding year.

Contact: Stuart Ketzler

Telephone: 503-534-2000

Email: ketzlers@loswego.k12.or.us

FINANCIAL SUMMARY - RESOURCES

TOTAL OF ALL FUNDS	Actual Amount 2023-24	Adopted Budget This Year 2024-25	Approved Budget Next Year 2025-26
Beginning Fund Balance/Net Working Capital	567,700	50,000	50,000
Fees, Licenses, Permits, Fines, Assessments & Other Service Charges	27,215	14,900	24,900
Revenue from Bonds and Other Debt	580,000	0	0
All Other Resources Except Property Taxes	3,543	5,100	5,100
Property Taxes Estimated to be Received	250,971	260,000	270,000
Total Resources	1,429,429	330,000	350,000

FINANCIAL SUMMARY - REQUIREMENTS BY OBJECT CLASSIFICATION

Personnel Services	158,515	137,000	130,000
Materials and Services	329,032	66,000	125,000
Capital Outlay	918,517	0	0
Debt Service	0	70,000	62,000
Contingencies	0	17,000	33,000
Unappropriated Ending Balance and Reserved for Future Expenditure	23,365	40,000	0
Total Requirements	1,429,429	330,000	350,000

FINANCIAL SUMMARY - REQUIREMENTS BY ORGANIZATIONAL UNIT OR PROGRAM *

Name of Organizational Unit or Program FTE for that unit or program			
General Fund - Park Operations	424,714	243,000	255,000
FTE	2	2	2
Non-Departmental / Non-Program	1,004,715	87,000	95,000
FTE			
Total Requirements	1,429,429	330,000	350,000
Total FTE	2	2	2

STATEMENT OF CHANGES IN ACTIVITIES and SOURCES OF FINANCING *

The 2025-26 and 2024-25 budgets are largely status quo with no planned capital projects, but with new debt service for a 10 year \$580,000 loan issued June 2024 from the LOSD General Fund for accessibility and other Park capital upgrades completed in June 2024. The Park's operating season is from mid-June to the last weekend of August or thereabouts each year. FTE only reflects the Park Director and Assistant Director - all other staff are hourly seasonal casual employees.

PROPERTY TAX LEVIES

	Rate or Amount Imposed	Rate or Amount Imposed	Rate or Amount Approved
Permanent Rate Levy (rate limit _____.042 per \$1,000)	.042	.042	.042
Local Option Levy	0	0	0
Levy For General Obligation Bonds	0	0	0

STATEMENT OF INDEBTEDNESS

LONG TERM DEBT	Estimated Debt Outstanding on July 1.	Estimated Debt Authorized, But Not Incurred on July 1
General Obligation Bonds		
Other Bonds		
Other Borrowings	\$524,662	
Total	\$524,662	None

* If more space is needed to complete any section of this form, insert lines (rows) on this sheet or add sheets. You may delete unused lines.

LAKE OSWEGO SCHOOL DISTRICT NO. 7J
RESOLUTION ADOPTING THE BUDGET

WHEREAS, the Lake Oswego School District Legal Budget Committee met and approved the 2025-26 fiscal year Lake Oswego School District (District) and Lake Grove Park (Park) budget appropriations as proposed by the Budget Officer in the amounts set forth below, and

WHEREAS, the budgets for the District and Park General Funds are based on levying the permanent tax rates of \$4.4707 and \$0.0420, respectively, and the District local option levy tax rate of \$1.64 per thousand, to be applied to all taxable properties, and the budget for the District Debt Service Fund proposes a levy of \$30,350,000, and

WHEREAS, the Lake Oswego School District Board of Directors has held public hearings on the approved 2025-26 fiscal year District and Park budgets on June 9, 2025.

NOW THEREFORE, BE IT RESOLVED that the Board of Directors of Lake Oswego School District hereby adopt the budget for 2025-26 in a total sum of \$268,155,003 for the District and \$350,000 for the Park, now on file in the District Administration Office.

BE IT FURTHER RESOLVED that the Board of Directors of Lake Oswego School District estimates the property tax imposed for 2025-26 to be \$65,540,000 for the District General Fund and \$282,000 for the Park General Fund, and

BE IT FURTHER RESOLVED that the Board of Directors of Lake Oswego School District approves the District and Park permanent tax rates of \$4.4707 and \$0.0420, respectively, and the District local option levy tax rate of \$1.6400 per thousand to be imposed on all taxable property determined by the County Assessor as of January 1, 2025 and approves taxes imposed for the District Debt Service Fund in the amount of \$30,350,000.

The following allocation and categorization subject to the limits of section 11b, Article XI of the Oregon Constitution make up the above aggregate amount of taxes approved for the 2025-26 fiscal year:

	<u>Subject to the Education Limitation</u>	<u>Subject to the General Government Limitation</u>	<u>Excluded from the Limitation</u>
General Fund-Perm. Rate	\$4.4707 per \$1000	\$0.0420 per \$1000	\$0
General Fund-Local Option	\$1.6400 per \$1000	\$0	\$0
Bonded Debt Fund	\$0	\$0	\$30,350,000
Category Total	\$6.1107 per \$1000	\$0.0420 per \$1000	\$30,350,000
TOTAL RATE/TAXES	\$6.1107 per \$1000	\$0.0420 per \$1000	\$30,350,000

Resolution Adopting the Budget

Page 2

BE IT FURTHER RESOLVED that for the fiscal year beginning July 1, 2025, the amounts shown below are hereby appropriated for the purposes indicated within the funds listed. Unappropriated ending fund balances* are shown only to reconcile the fund's total to the budget. These amounts are not available for appropriation; i.e., they cannot be used to increase spending authority.

100 GENERAL FUND

1000	Instruction	\$77,820,000
2000	Support Services	40,600,000
4000	Facilities Acquisition Services	1
5100	Debt Service	1,650,000
5200	Interfund Transfers	105,000
6000	Contingency	<u>500,000</u>
	Total General Fund Appropriations	\$120,675,001
	Unappropriated Ending Fund Balance*	<u>2,325,000</u>
	Total General Fund Budget	<u>\$123,000,001</u>

200 COMMUNITY CONTRIBUTIONS FUND

1000	Instruction	\$2,223,000
2000	Support Services	112,000
4000	Facilities Acquisition & Const.	<u>15,000</u>
	Total Community Contributions Fund Appropriations	\$2,350,000
	Unappropriated Ending Fund Balance*	<u>150,000</u>
	Total Community Contributions Fund Budget	<u>\$2,500,000</u>

2XX GRANTS FUND

1000	Instruction	\$8,050,000
2000	Support Services	<u>2,640,000</u>
	Total Grants Fund Appropriations	<u>\$10,690,000</u>

Resolution Adopting the Budget

Page 3

500 FOOD SERVICES FUND

3000	Enterprise & Community Services	<u>\$2,875,000</u>
	Total Food Services Fund Appropriations	\$2,875,000
	Unappropriated Ending Fund Balance*	<u>475,000</u>
	Total Food Services Fund Budget	<u>\$3,350,000</u>

290 COMMUNITY SERVICES FUND

3000	Enterprise & Community Services	<u>\$1,975,000</u>
	Total Community Services Fund Appropriations	<u>\$1,975,000</u>

207 STUDENT ACTIVITY FUNDS

1000	Instruction	<u>\$3,100,000</u>
	Total Student Activity Funds Appropriations	\$3,100,000
	Unappropriated Ending Fund Balance*	<u>1,000,000</u>
	Total Student Activity Funds Budget	<u>\$4,100,000</u>

3XX DEBT SERVICE FUNDS

5100	Debt Service	<u>\$35,080,000</u>
	Total Debt Service Fund Appropriations	\$35,080,000
	Unappropriated Ending Fund Balance*	<u>2,420,000</u>
	Total Debt Service Fund Budget	<u>\$37,500,000</u>

4XX CAPITAL PROJECTS FUNDS

1000	Instruction	\$1,600,000
2000	Support Services	1,925,000
4000	Facilities Acquisition & Const.	58,564,999
5100	Debt Service	500,001
5200	Interfund Transfers	2
6000	Contingency	<u>2,500,000</u>
	Total Capital Projects Fund Appropriations	\$65,090,002
	Unappropriated Ending Fund Balance*	<u>17,075,000</u>
	Total Capital Projects Fund Budget	<u>\$82,165,002</u>


601 SELF INSURANCE FUND

2000	Support Services	<u>\$2,625,000</u>
	Total Self Insurance Fund Appropriations	\$2,625,000
	Unappropriated Ending Fund Balance*	<u>250,000</u>
	Total Self Insurance Fund Budget	<u>\$2,875,000</u>


LAKE GROVE PARK – COMPONENT UNIT – GENERAL FUND

105 GENERAL FUND

Personal Services	\$130,000
Materials & Services	125,000
Debt Service	62,000
Contingency	<u>33,000</u>
Total General Fund Appropriations	\$350,000



John Wallin
Chair
Lake Oswego School District



Dr. Jennifer Schiele
Superintendent
Lake Oswego School District

Clackamas County, Oregon

Date: June 30, 2025



Notice of Property Tax and Certification of Intent to Impose a Tax on Property for Education Districts

FORM OR-ED-50 2025-2026

To assessor of Clackamas County

Check here if this is an amended form.

• Be sure to read instructions in the current Notice of Property Tax Levy Forms and Instructions booklet.

The Lake Oswego School Dist has the responsibility and authority to place the following property tax, fee, charge, or assessment

District name

on the tax roll of Clackamas County. The property tax, fee, charge, or assessment is categorized as stated by this form.

County Name

PO Box 70

Lake Oswego

OR

97034

7/10/2025

Mailing Address of District

City

State

ZIP Code

Date Submitted

Stuart Ketzler

Deputy Clerk

503-534-2000

ketzlers@loswego.k12.or.us

Contact person

Title

Daytime telephone number

Contact person e-mail address

CERTIFICATION— You must check one box if you are subject to local budget law.

- The tax rate or levy amounts certified in Part I are within the tax rate or levy amounts approved by the budget committee.
- The tax rate or levy amounts certified in Part I were changed by the governing body and republished as required in ORS 294.456.

PART I: TOTAL PROPERTY TAX LEVY

	Subject to Education Limits		
	Rate —or— Dollar Amount		
1. Rate per \$1,000 levied (within permanent rate limit).....1	4.4707		Excluded from Measure 5 Limits
2. Local option operating tax2	1.64		Dollar Amount of Bond Levy
3. Local option capital project tax.....3			
4a. Levy for bonded indebtedness from bonds approved by voters prior to October 6, 2001.....4a			2,741,990
4b. Levy for bonded indebtedness from bonds approved by voters after October 6, 20014b			27,608,010
4c. Total levy for bonded indebtedness not subject to Measure 5 or Measure 50 (total of 4a + 4b).....4c			30,350,000

PART II: RATE LIMIT CERTIFICATION

5. Permanent rate limit in dollars and cents per \$1,000.....5	4.4707
6. Election date when your new district received voter approval for your permanent rate limit.....6	
7. Estimated permanent rate limit for newly merged/consolidated district.....7	

PART III: SCHEDULE OF LOCAL OPTION TAXES— Enter all local option taxes on this schedule. If there are more than two taxes, attach a sheet showing the information for each.

Purpose (operating, capital project, or mixed)	Date voters approved local option ballot measure	First tax year levied	Final tax year to be levied	Tax amount —or— rate authorized per year by voters
Operating	May 16, 2023	2024-2025	2028-2029	1.64

150-504-060 (Rev. 10-11-24)

Form OR-ED-50 (continued on next page)

(see next page for worksheet for lines 4a, 4b, and 4c)
File with your assessor no later than **JULY 15**, unless granted an extension in writing.

Worksheet for Allocating Bond Taxes

Debt service requirements for bonds approved prior to October 6, 2001 (including advanced refunding issues to redeem them):

	Principal	Interest	Total
Bond Issue 1	\$ 2,555,000	\$ 105,394	\$ 2,660,394
Bond Issue 2			
Bond Issue 3			
Total A			\$ 2,660,394

Debt service requirements for bonds approved on or after October 6, 2001:

	Principal	Interest	Total
Bond Issue 1	\$ 3,845,000	\$ 7,201,000	\$ 11,046,000
Bond Issue 2	\$ 8,470,000	\$ 7,270,461	\$ 15,740,461
Bond Issue 3			
Total B			\$ 26,786,461
Total Bond (A + B)			\$ 29,446,855

Total Bonds

$$\frac{\text{Total A} = \$ 2,660,394}{\text{Total A + B} = \$ 29,446,855} = \frac{\text{Allocation \%}}{9.035\%} \times \frac{\text{Bond Levy}}{\$ 30,350,000} = \$ 2,741,990 \text{ (enter on line 4a on the front)}$$

$$\frac{\text{Total B} = \$ 26,786,461}{\text{Total A + B} = \$ 29,446,855} = \frac{\text{Allocation \%}}{90.965\%} \times \frac{\text{Bond Levy}}{\$ 30,350,000} = \$ 27,608,010 \text{ (enter on line 4b on the front)}$$

Total Bond Levy \$ 30,350,000 (enter on line 4c on the front)

Example—Total Bond Levy = \$5,000

Debt service requirements for bonds approved prior to October 6, 2001 (including advanced refunding issues to redeem them):

	Principal	Interest	Total
Bond A: Bond Issue 1			
Bond Issue 2	5,000.00	500.00	5,500.00
Bond Issue 3	3,000.00	250.00	3,250.00
Total A	1,000.00	100.00	1,100.00

Debt service requirements for bonds approved on or after October 6, 2001:

	Principal	Interest	Total
Bond B: Bond Issue 1	3,000.00	50.00	3,050.00
Total B			3,050.00
Total Bond (A + B)			\$12,900.00

Formula for determining the division of tax:

$$\frac{\text{Total A} = \$ 9,850.00}{\text{Total A + B} = \$ 12,900.00} = \frac{\text{Allocation \%}}{0.7636\%} \times \frac{\text{Bond Levy}}{\$ 5,000.00} = \$ 3,818.00 \text{ (enter on line 4a on the front)}$$

$$\frac{\text{Total B} = \$ 3,050.00}{\text{Total A + B} = \$ 12,900.00} = \frac{\text{Allocation \%}}{0.2364\%} \times \frac{\text{Bond Levy}}{\$ 5,000.00} = \$ 1,182.00 \text{ (enter on line 4b on the front)}$$

Total Bond Levy \$ 5,000.00 (enter on line 4c on the front)

Notice of Property Tax and Certification of Intent to Impose a Tax on Property for Education Districts

FORM OR-ED-50 2025-2026

To assessor of Multnomah County

Check here if this is an amended form.

• Be sure to read instructions in the current Notice of Property Tax Levy Forms and Instructions booklet.

The Lake Oswego School Dist has the responsibility and authority to place the following property tax, fee, charge, or assessment

on the tax roll of Multnomah County. The property tax, fee, charge, or assessment is categorized as stated by this form.

<u>PO Box 70</u> <small>Mailing Address of District</small>	<u>Lake Oswego</u> <small>City</small>	<u>OR</u> <small>State</small>	<u>97034</u> <small>ZIP Code</small>	<u>7/10/2025</u> <small>Date Submitted</small>
<u>Stuart Ketzler</u> <small>Contact person</small>	<u>Deputy Clerk</u> <small>Title</small>	<u>503-534-2000</u> <small>Daytime telephone number</small>	<u>ketzlers@loswego.k12.or.us</u> <small>Contact person e-mail address</small>	

CERTIFICATION— You must check one box if you are subject to local budget law.

- The tax rate or levy amounts certified in Part I are within the tax rate or levy amounts approved by the budget committee.
- The tax rate or levy amounts certified in Part I were changed by the governing body and republished as required in ORS 294.456.

PART I: TOTAL PROPERTY TAX LEVY

	Subject to Education Limits		
	Rate	—or— Dollar Amount	
1. Rate per \$1,000 levied (within permanent rate limit).....1	4.4707		Excluded from Measure 5 Limits
2. Local option operating tax2	1.64		Dollar Amount of Bond Levy
3. Local option capital project tax3			
4a. Levy for bonded indebtedness from bonds approved by voters prior to October 6, 2001.....4a			2,741,990
4b. Levy for bonded indebtedness from bonds approved by voters after October 6, 2001 4b			27,608,010
4c. Total levy for bonded indebtedness not subject to Measure 5 or Measure 50 (total of 4a + 4b).....4c			30,350,000

PART II: RATE LIMIT CERTIFICATION

5. Permanent rate limit in dollars and cents per \$1,000.....5	4.4707
6. Election date when your new district received voter approval for your permanent rate limit6	
7. Estimated permanent rate limit for newly merged/consolidated district7	

PART III: SCHEDULE OF LOCAL OPTION TAXES— Enter all local option taxes on this schedule. If there are more than two taxes, attach a sheet showing the information for each.

Purpose (operating, capital project, or mixed)	Date voters approved local option ballot measure	First tax year levied	Final tax year to be levied	Tax amount —or— rate authorized per year by voters
Operating	May 16, 2023	2024-2025	2028-2029	1.64

150-504-060 (Rev. 10-11-24)

Form OR-ED-50 (continued on next page)

(see next page for worksheet for lines 4a, 4b, and 4c)
File with your assessor no later than JULY 15, unless granted an extension in writing.

Worksheet for Allocating Bond Taxes

Debt service requirements for bonds approved **prior to October 6, 2001** (including advanced refunding issues to redeem them):

	Principal	Interest	Total
Bond Issue 1	\$ 2,555,000	\$ 105,394	\$ 2,660,394
Bond Issue 2			
Bond Issue 3			
Total A			\$ 2,660,394

Debt service requirements for bonds approved **on or after October 6, 2001**:

	Principal	Interest	Total
Bond Issue 1	\$ 3,845,000	\$ 7,201,000	\$ 11,046,000
Bond Issue 2	\$ 8,470,000	\$ 7,270,461	\$ 15,740,461
Bond Issue 3			
Total B			\$ 26,786,461
Total Bond (A + B)			\$ 29,446,855

Total Bonds

$$\frac{\text{Total A} = \$ 2,660,394}{\text{Total A + B} = \$ 29,446,855} = \text{Allocation \% } 9.035\% \times \text{Bond Levy } \$ 30,350,000 = \$ 2,741,990 \text{ (enter on line 4a on the front)}$$

$$\frac{\text{Total B} = \$ 26,786,461}{\text{Total A + B} = \$ 29,446,855} = \text{Allocation \% } 90.965\% \times \text{Bond Levy } \$ 30,350,000 = \$ 27,608,010 \text{ (enter on line 4b on the front)}$$

Total Bond Levy \$ 30,350,000 (enter on line 4c on the front)

Example—Total Bond Levy = \$5,000

Debt service requirements for bonds approved **prior to October 6, 2001** (including advanced refunding issues to redeem them):

	Principal	Interest	Total
Bond A: Bond Issue 1			
Bond Issue 2	5,000.00	500.00	5,500.00
Bond Issue 3	3,000.00	250.00	3,250.00
Total A	1,000.00	100.00	1,100.00

Debt service requirements for bonds approved **on or after October 6, 2001**:

	Principal	Interest	Total
Bond B: Bond Issue 1	3,000.00	50.00	3,050.00
Total B			3,050.00
Total Bond (A + B)			\$12,900.00

Formula for determining the division of tax:

$$\frac{\text{Total A} = \$ 9,850.00}{\text{Total A + B} = \$ 12,900.00} = \text{Allocation \% } 0.7636\% \times \text{Bond Levy } \$ 5,000.00 = \$ 3,818.00 \text{ (enter on line 4a on the front)}$$

$$\frac{\text{Total B} = \$ 3,050.00}{\text{Total A + B} = \$ 12,900.00} = \text{Allocation \% } 0.2364\% \times \text{Bond Levy } \$ 5,000.00 = \$ 1,182.00 \text{ (enter on line 4b on the front)}$$

Total Bond Levy \$ 5,000.00 (enter on line 4c on the front)

Notice of Property Tax and Certification of Intent to Impose a Tax on Property for Education Districts

FORM OR-ED-50 2025-2026

To assessor of Washington County

Check here if this is an amended form.

• Be sure to read instructions in the current Notice of Property Tax Levy Forms and Instructions booklet.

The Lake Oswego School Dist has the responsibility and authority to place the following property tax, fee, charge, or assessment on the tax roll of Washington County. The property tax, fee, charge, or assessment is categorized as stated by this form.

<u>PO Box 70</u> <small>Mailing Address of District</small>	<u>Lake Oswego</u> <small>City</small>	<u>OR</u> <small>State</small>	<u>97034</u> <small>ZIP Code</small>	<u>7/10/2025</u> <small>Date Submitted</small>
<u>Stuart Ketzler</u> <small>Contact person</small>	<u>Deputy Clerk</u> <small>Title</small>	<u>503-534-2000</u> <small>Daytime telephone number</small>	<u>ketzlers@loswego.k12.or.us</u> <small>Contact person e-mail address</small>	

CERTIFICATION—You must check one box if you are subject to local budget law.

- The tax rate or levy amounts certified in Part I are within the tax rate or levy amounts approved by the budget committee.
- The tax rate or levy amounts certified in Part I were changed by the governing body and republished as required in ORS 294.456.

PART I: TOTAL PROPERTY TAX LEVY

	Subject to Education Limits		
	Rate —or— Dollar Amount		
1. Rate per \$1,000 levied (within permanent rate limit).....1	4.4707	Excluded from Measure 5 Limits	
2. Local option operating tax2	1.64	Dollar Amount of Bond Levy	
3. Local option capital project tax.....3			
4a. Levy for bonded indebtedness from bonds approved by voters prior to October 6, 2001.....4a		2,741,990	
4b. Levy for bonded indebtedness from bonds approved by voters after October 6, 2001.....4b		27,608,010	
4c. Total levy for bonded indebtedness not subject to Measure 5 or Measure 50 (total of 4a + 4b).....4c		30,350,000	

PART II: RATE LIMIT CERTIFICATION

5. Permanent rate limit in dollars and cents per \$1,000.....5	4.4707
6. Election date when your new district received voter approval for your permanent rate limit.....6	
7. Estimated permanent rate limit for newly merged/consolidated district.....7	

PART III: SCHEDULE OF LOCAL OPTION TAXES— Enter all local option taxes on this schedule. If there are more than two taxes, attach a sheet showing the information for each.

Purpose (operating, capital project, or mixed)	Date voters approved local option ballot measure	First tax year levied	Final tax year to be levied	Tax amount —or— rate authorized per year by voters
Operating	May 16, 2023	2024-2025	2028-2029	1.64

(see next page for worksheet for lines 4a, 4b, and 4c)
File with your assessor no later than JULY 15, unless granted an extension in writing.

Worksheet for Allocating Bond Taxes

Debt service requirements for bonds approved prior to October 6, 2001 (including advanced refunding issues to redeem them):

	Principal	Interest	Total
Bond Issue 1	\$ 2,555,000	\$ 105,394	\$ 2,660,394
Bond Issue 2			
Bond Issue 3			
Total A			\$ 2,660,394

Debt service requirements for bonds approved on or after October 6, 2001:

	Principal	Interest	Total
Bond Issue 1	\$ 3,845,000	\$ 7,201,000	\$ 11,046,000
Bond Issue 2	\$ 8,470,000	\$ 7,270,461	\$ 15,740,461
Bond Issue 3			
Total B			\$ 26,786,461
Total Bond (A + B)			\$ 29,446,855

Total Bonds

$$\frac{\text{Total A} = \$ 2,660,394}{\text{Total A + B} = \$ 29,446,855} = \text{Allocation \% } 9.035\% \times \text{Bond Levy } \$ 30,350,000 = \$ 2,741,990 \text{ (enter on line 4a on the front)}$$

$$\frac{\text{Total B} = \$ 26,786,461}{\text{Total A + B} = \$ 29,446,855} = \text{Allocation \% } 90.965\% \times \text{Bond Levy } \$ 30,350,000 = \$ 27,608,010 \text{ (enter on line 4b on the front)}$$

Total Bond Levy \$ 30,350,000 (enter on line 4c on the front)

Example – Total Bond Levy = \$5,000

Debt service requirements for bonds approved prior to October 6, 2001 (including advanced refunding issues to redeem them):

	Principal	Interest	Total
Bond A: Bond Issue 1			
Bond Issue 2	5,000.00	500.00	5,500.00
Bond Issue 3	3,000.00	250.00	3,250.00
Total A	1,000.00	100.00	1,100.00

Debt service requirements for bonds approved on or after October 6, 2001:

	Principal	Interest	Total
Bond B: Bond Issue 1	3,000.00	50.00	3,050.00
Total B			3,050.00
Total Bond (A + B)			\$12,900.00

Formula for determining the division of tax:

$$\frac{\text{Total A} = \$ 9,850.00}{\text{Total A + B} = \$ 12,900.00} = \text{Allocation \% } 0.7636\% \times \text{Bond Levy } \$ 5,000.00 = \$ 3,818.00 \text{ (enter on line 4a on the front)}$$

$$\frac{\text{Total B} = \$ 3,050.00}{\text{Total A + B} = \$ 12,900.00} = \text{Allocation \% } 0.2364\% \times \text{Bond Levy } \$ 5,000.00 = \$ 1,182.00 \text{ (enter on line 4b on the front)}$$

Total Bond Levy \$ 5,000.00 (enter on line 4c on the front)

Notice of Property Tax and Certification of Intent to Impose a Tax, Fee, Assessment or Charge on Property

To assessor of Clackamas County

FORM OR-LB-50 2025-2026

• Be sure to read instructions in the Notice of Property Tax Levy Forms and Instruction booklet

Check here if this is an amended form.

The Lake Grove Park District has the responsibility and authority to place the following property tax, fee, charge or assessment

District Name

on the tax roll of Clackamas County. The property tax, fee, charge or assessment is categorized as stated by this form.

County Name

<u>PO Box 70</u>	<u>Lake Oswego</u>	<u>OR</u>	<u>97034</u>	<u>July 10, 2025</u>
<small>Mailing Address of District</small>	<small>City</small>	<small>State</small>	<small>ZIP code</small>	<small>Date</small>
<u>Stuart Ketzler</u>	<u>Deputy Clerk</u>		<u>503-534-2000</u>	<u>ketzlers@loswego.k12.or.us</u>
<small>Contact Person</small>	<small>Title</small>		<small>Daytime Telephone</small>	<small>Contact Person E-Mail</small>

CERTIFICATION - You must check one box if your district is subject to Local Budget Law.

- The tax rate or levy amounts certified in Part I are within the tax rate or levy amounts approved by the budget committee.
- The tax rate or levy amounts certified in Part I were changed by the governing body and republished as required in ORS 294.456.

PART I: TAXES TO BE IMPOSED

		Subject to General Government Limits Rate -or- Dollar Amount	
1.	Rate per \$1,000 or Total dollar amount levied (within permanent rate limit)	0.042	Excluded from Measure 5 Limits Dollar Amount of Bond Levy
2.	Local option operating tax	0	
3.	Local option capital project tax	0	
4.	City of Portland Levy for pension and disability obligations	0	
5a.	Levy for bonded indebtedness from bonds approved by voters prior to October 6, 2001		0
5b.	Levy for bonded indebtedness from bonds approved by voters on or after October 6, 2001		0
5c.	Total levy for bonded indebtedness not subject to Measure 5 or Measure 50 (total of 5a + 5b)		0

PART II: RATE LIMIT CERTIFICATION

6.	Permanent rate limit in dollars and cents per \$1,000	0.042
7.	Election date when your new district received voter approval for your permanent rate limit	
8.	Estimated permanent rate limit for newly merged/consolidated district	

PART III: SCHEDULE OF LOCAL OPTION TAXES - Enter all local option taxes on this schedule. If there are more than two taxes, attach a sheet showing the information for each.

Purpose (operating, capital project, or mixed)	Date voters approved local option ballot measure	First tax year levied	Final tax year to be levied	Tax amount -or- rate authorized per year by voters
None				

Part IV. SPECIAL ASSESSMENTS, FEES AND CHARGES*

Description	ORS Authority**	Subject to General Government Limitation	Excluded from Measure 5 Limitation
1 None			
2			

*If fees, charges, or assessments will be imposed on specific property within your district, you must attach a complete listing of properties, by assessor's account number, to which fees, charges, or assessments will be imposed. Show the fees, charges, or assessments uniformly imposed on the properties. If these amounts are not uniform, show the amount imposed on each property.

**The ORS authority for putting these assessments on the roll must be completed if you have an entry in Part IV.

Worksheet for Allocating Bond Taxes

Debt service requirements for bonds approved *prior* to October 6, 2001 (including advanced refunding issues):

	Principle	Interest	Total
Bond Issue 1			0.00
Bond Issue 2			0.00
Bond Issue 3			0.00
Total A			0.00

Debt service requirements for bonds approved *on or after* October 6, 2001 (including advanced refunding issues):

	Principle	Interest	Total
Bond Issue 1			0.00
Bond Issue 2			0.00
Bond Issue 3			0.00
Total B			0.00
Total Bond (A + B)			0.00

Total Bonds

Total A	=	<u>0</u>	=	Allocation %		X	Bond Levy	=	<u>#DIV/0!</u> (enter on line 5a on the front)
Total A + B	=	<u>0</u>	=	<u>#DIV/0!</u> %			<u>0</u>		
Total B	=	<u>0</u>	=	Allocation %		X	Bond Levy	=	<u>#DIV/0!</u> (enter on line 5b on the front)
Total A + B	=	<u>0</u>	=	<u>#DIV/0!</u> %			<u>0</u>		
								Total Bond Levy	<u>#DIV/0!</u> (enter on line 5c on the front)

Example - Total Bond Levy = \$5,000

Debt service requirements for bonds approved *prior* to October 6, 2001 (including advanced refunding issues):

	Principle	Interest	Total
Bond A: Bond Issue 1	5,000.00	500.00	5,500.00
Bond Issue 2	3,000.00	250.00	3,250.00
Bond Issue 3	1,000.00	100.00	1,100.00
Total A			9,850.00

Debt service requirements for bonds approved *on or after* October 6, 2001 (including advanced refunding):

	Principle	Interest	Total
Bond B: Bond Issue 1	3,000.00	50.00	3,050.00
Total B			3,050.00
Total Bond (A + B)			12,900.00

Formula for determining the division of tax:

Total A	=	<u>\$ 9,850.00</u>	=	Allocation %		X	Bond Levy	=	<u>\$ 3,818.00</u> (enter on line 5a on the front)
Total A + B	=	<u>\$ 12,900.00</u>	=	0.7636 %			<u>\$ 5,000.00</u>		
Total B	=	<u>\$ 3,050.00</u>	=	Allocation %		X	Bond Levy	=	<u>\$ 1,182.00</u> (enter on line 5b on the front)
Total A + B	=	<u>\$ 12,900.00</u>	=	0.2364 %			<u>\$ 5,000.00</u>		
								Total Bond Levy	<u>\$ 5,000.00</u> (enter on line 5c on the front)

GLOSSARY

Accounting System

The comprehensive structure of records and procedures used to identify, classify, record, summarize, and report financial information of a government across its various levels.

Accrual Basis

A method of accounting where revenues are recorded when earned, and expenditures are recorded when liabilities are incurred, regardless of when cash is received or paid.

Accrue

To record revenues when earned or when levies are made, and to record expenditures as soon as they result in liabilities, regardless of the timing of cash flows.

Adopted Budget

The financial plan for a fiscal year or budget period that has been officially approved by the governing body.

Ad Valorem Tax

A property tax calculated as a percentage of the assessed value of taxable property.

Appropriation

Legal authorization granted by the governing body to make expenditures and incur obligations for specific purposes.

Appropriation Level

The authorized spending limit set by the governing body for specific purposes, ensuring expenditures do not exceed specified amounts.

Approved Budget

The budget that has been reviewed and approved by the budget committee before adoption by the governing board.

Assessed Value

The taxable value of real or personal property, usually determined as the lesser of the

property's real market value or the constitutional value limit.

ADM

Average Daily Membership, calculated for funding purposes by the State based on student enrollment.

ADMw

Average Daily Membership Weighted, a measure related to student enrollment.

Board of School Directors

The elected or appointed body responsible for educational activities within a specific geographical area.

Bond

An interest-bearing promise to pay a specified sum of money (the principal) on a specific date.

Budget

A one-year financial plan outlining estimated revenues and proposed expenditures, subject to approval by the governing body.

Budget Committee

A group comprising the governing body and legal voting patrons tasked with reviewing and approving the proposed budget.

Budget Message

A written explanation of the proposed budget and financial priorities prepared by the executive officer or presiding officer of the governing body.

Budget Officer

An individual appointed by the governing body to compile budget materials and information and prepare the proposed budget.

Capital Lease

An arrangement for purchasing capital equipment through installment payments over a period longer than one year.

Capital Funds

Funds designated for acquiring or constructing major capital facilities and equipment.

Capital Outlay

Expenditures for acquiring fixed assets such as equipment and property.

Certified Salary

Compensation paid to employees holding teaching certificates.

Contracted Services

Labor, materials, and other costs for services rendered by personnel not on the payroll of the local education agency.

Debt

Obligations resulting from borrowing money or purchasing goods and services, including bonds, warrants, and notes.

Debt Service Fund

Funds used to accumulate resources for and pay interest and principal on general long-term debt.

Equipment

Movable items used for school operations, including non-expendable and mechanical items such as computers, machinery, and vehicles.

Estimated Revenue

Anticipated revenue to accrue during a given period, regardless of the timing of collection.

Expenditures

Decreases in net financial resources, including operating expenses, debt service, capital outlays, and other uses of financial resources.

Extra-curricular

School-sponsored activities supplementing the regular instructional program, such as athletics and clubs.

GLOSSARY

Fiscal Year

A twelve-month period to which the annual budget applies, typically running from July to June.

Function/Functional Classification

Classification of expenditures based on the principal purposes for which they are made, such as instruction or support services.

FTE Full-time equivalent, related to staffing levels.

Fund

A fiscal accounting entity with a set of accounts recording financial resources and related liabilities, segregated for specific activities or objectives.

Fund Balance

The excess of a fund's current assets over current liabilities and reserves.

General Fund

The primary operating fund of the District, recording all normal operations not accounted for in other funds.

General Obligation Bonds

Bonds issued by the district and authorized by voter approval, typically used for capital projects.

GAAP

Generally Accepted Accounting Principles, governing the form and content of financial statements.

Governing Body

The School Board of Directors responsible for governance and decision-making.
Grants: Resources received from organizations in exchange for specific program or expenditure activities.

Instruction

Activities directly related to teaching students or improving teaching quality.

Levy

Imposition of taxes or special assessments, or the total amount imposed by a governmental unit.

Local Government

Any governmental entity operated by a separate board or commission, such as a school district or city.

Location

Operational unit used for budgetary control, such as individual schools or central service departments.

Non-consumable Supplies

Items with a useful life of over one year and less than \$5,000, failing some criteria for capital outlay classification.

Object/Object Class

Classification of expenditures based on the article purchased or service obtained, such as salaries or materials.

Program

A group of related activities aimed at achieving a major service or function responsibility of the local government.

Property Taxes

Taxes imposed on taxable property by a local government, typically used for funding operations or repaying bonded debt.

Proposed Budget

Initial budget prepared by the budget officer and presented for public and committee review.

Rate Limit

A district's permanent property tax rate for operating purposes.

Real Market Value

Value set on real and personal property for tax purposes.

Requirements

Expenditures necessary to meet obligations.

Reserve Fund

Fund established to accumulate money for a specific purpose over multiple fiscal years.

Resolution

An order of the governing body, less formal than an ordinance, used for various actions including budget approvals.

Resources

Beginning fund balances and anticipated revenues.

Revenues

Increases in net financial resources, including all sources of income for the government.

Supplemental Budget

Budget prepared to address unexpected needs or unanticipated revenues after the regular budget is adopted.

Tax Base

Total property and resources subject to taxation.

Tax Levy Taxes imposed by a local government unit.

Taxes Ad Valorem taxes levied on the assessed valuation of property within the district.

Transfers Amounts moved from one fund to finance activities in another fund.





Lake Oswego School District 7J

Adopted Budget 2025-2026

2455 Country Club Road

Lake Oswego, OR 97034

www.losdschools.org

We inspire students to be critical thinkers who are empowered to contribute positively in a complex world.