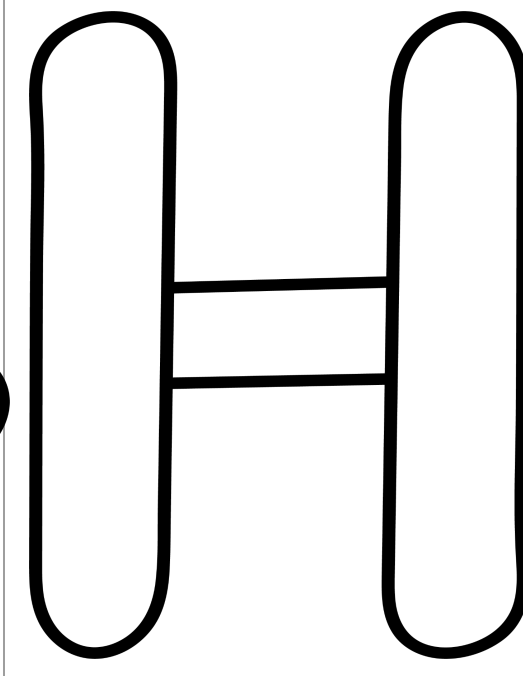

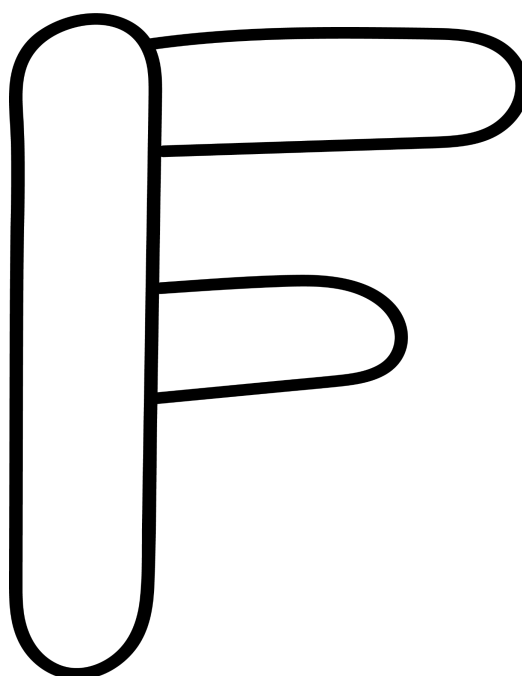







Directions: Work with your child to roll small pieces of playdough into long, snake-like shapes and use them to form letters of the alphabet. This fun activity helps build hand strength and coordination, while also giving your child a chance to explore letters and how they're made.



I

J

K

L

M

N

O

P

Q

R

S

T

U

V

W

X

Y

Z