



School Committee

MINUTES OF THE CHELSEA SCHOOL COMMITTEE MEETING

October 9, 2024

APPROVED 11-13-24

The Chelsea School Committee held a meeting on October 9, 2024, in the City Council Chambers, City Hall, 500 Broadway, Chelsea.

Members Present: Mayra Balderas, Claryangeliz Covas Caraballo, Jonathan Gomez-Pereira, Lucia Henriquez, Ana Hernandez, Dr. Sarah Neville, and Shawn O'Regan.

Also Present: Superintendent Dr. Almudena Abeyta, City Manager Fidel Maltez, Chief of Staff & Equity Dr. Aaron T. Jennings, Director of Finance Monica Lamboy, Assistant Superintendent Dr. Tamara Blake-Canty, Assistant Superintendent Michelle Martinello, Human Resources Director Christine Lee, Innovation, Access, & Opportunity Officer Malik Howshan, Communications Manager Michael Sullivan, School Committee Clerk Veronica Dyer-Medina, and School Committee Student Representatives: Rosalia Hernandez, Vanessa Lopez, and Diana Salinas Garcia.

The meeting was called to order at 7:09 p.m.

Pledge of Allegiance

Roll Call for Attendance:

Mr. Gomez-Pereira	Present
Ms. Alfaro	Absent
Ms. Hernandez	Present
Mr. O'Regan	Present
Ms. Covas Caraballo	Present
Ms. Balderas	Present
Dr. Neville	Present
Ms. Henriquez	Present

Ms. Cabral	Absent
------------	--------

Having 7 school committee members present and 2 absent, the meeting proceeded.

School Committee minutes: Ms. Henriquez motioned to accept the meeting minutes of the Regular Meeting on September 5, 2024 and commend them to the record. Ms. Covas Caraballo seconded the motion.

At this time Dr. Neville asked to go out of order on the agenda to move up presentations and CAA contract vote. Mr. Gomez-Pereira seconded the motion.

The Chelsea High School Cantare Musical Group performed two musical pieces in honor of Hispanic Heritage Month.

Human Resources Director Christine Lee then shared some of the highlights from the 1 year bargaining agreement for the CAA Unit before the vote was taken.

Item #: 24SC80: Consideration and action to vote on the Collective Bargaining Agreement between the Chelsea School Committee and the Chelsea Administrators Association (CAA) for the period of July 1, 2024-June 30, 2025.

Chair Hernandez asked for a roll call vote.

Mr. Gomez-Pereira	Yes
Ms. Alfaro	Abs.
Ms. Hernandez	Yes
Mr. O'Regan	Yes
Ms. Covas Caraballo	Yes
Ms. Balderas	Yes
Dr. Neville	Yes
Ms. Henriquez	Yes
Ms. Cabral	Abs.
City Manager Maltez	Yes

Having 8 votes in the affirmative and 2 members absent the motion passed.

Presentations:

- Dr. Abeyta announced this month's Name, Strength, & Story Awards. The following recipients received the award for the month of October: Miguel Hernando-CHS Bridge Academy Teacher, Carlos Cora-CHS School Counselor, Samuel Vega-Berkowitz Elementary School Teacher, and Meg Maccini-Principal of Chelsea Virtual Learning Academy. All recipients were recognized for their outstanding commitment to their students.
- Dr. Abeyta recognized the Berkowitz Elementary School for a special School Recognition Award for their achievement and great strides made with their MCAS scores. The Berkowitz school had a 7% increase in ELA and a 23% increase in Math. The Department of Elementary and Secondary Education has identified them as a School of Recognition.

Chair Hernandez brought the agenda back to order at this time.

Public Comment:

Vanessa Mendoza-Mercado-CTU Vice-President/Chelsea Resident: 318 Chestnut Street, Chelsea, MA
Shared her support of the contract negotiation proposal proposed by CTU. She shared that 20% of CTU are residents of Chelsea and like her love their community. She asked to value supporting schools.

Brittany Fitzgibbon: 74 Hadley Street, Malden, MA

Shared her support for the parent leave proposal from CTU. She her experience with parent leave and financial anxiety that she experienced during and after pregnancy.

Sam Chirco: 74 Hadley Street, Malden, MA

Shared support for the parental leave proposal stating that it was the only ethical choice.

Elias Carver: 11 Spring Street, Malden, MA

Shared support for class size caps. He shared his experience in teaching 2 class sections one with 38 students and the other with 40.

Alison Gorman: 9 Crush Lane, Burlington, MA

Shared support for parental leave. She spoke about the new Massachusetts law that went into effect except for within public schools. She shared her experience when she had her children and stated that what was being offered is not enough support.

Sarah McAllister: 410 Summer Street, North Andover, MA

Shared support for parental leave. She shared that she had to save up enough sick time over 6 years to afford maternity leave. She also touched on the special ed vacancies and as a special education educator, she is concerned for her students when she goes out on leave to have her child.

Gena Restiano: 7 Cedar Mill Road, Saugus, MA

Shared her concerns regarding class sizes. She shared her experience of having large numbers of students in gym class (more so with construction taking place at CHS), and how it is impossible to teach.

Kathryn Anderson-CTU President

She shared that CTU has been working without a contract since July 1 and that they have been bargaining since February. She stated that they have received 87% support from their members and have made some movement. She asked for getting rid of unnecessary meetings, review of living wages, and not doing business as usual.

Report of the Superintendent of Schools:

Indicators of Success: Dr. Blake-Canty presented the [Indicators of Success](#) for the month of September.

Some highlights from the indicators she presented were:

- Attendance for the month of September averaged in the 90th percentile from grades 1-8 and in the 80s at the high school level.
- Drop out rates are 1.63% which are less than last year at this time.
- The district's mobility rate was 217 students in and 132 out.

MCAS Presentation: Dr. Abeyta shared a [presentation](#) on MCAS trends, accountability, and areas of growth. She shared that some trends mirrored where the State measured and that there was slight growth in Math. She classified the areas of growth as middle school & high school scores, and graduation rates. She lastly highlighted once again the Berkowitz school for their recognition for their growth in both ELA and Math.

Student Representative Updates: The three new student representatives introduced themselves: Vanessa Lopez, Diana Salinas Garica, & Rosalia Hernandez. Each representative shared a brief update.

Here are some of the highlights they shared:

Family Night at CHS was a success. The Girls Volleyball team recently had a great comeback game. Cross Country would be starting October 18th. The yearbook club finalized their contract for the 2025 yearbook. NHS had their first bake sale. Students helped started an initiative to register voters at CHS. CHS will be hosting spirit week and pep rally soon.

Committee Reports: Dr. Abeyta went over the Personnel and Enrollment reports to commend them to the record. Ms. Covas Caraballo motioned to accept the subcommittee reports and commend them to the record. Ms. Balderas seconded the motion.

New Business:

Item #: 24SC81: Consideration and action to accept a grant award of \$50 from the Chelsea Education Foundation for SY2024-2025.

Chair Hernandez asked for a roll call vote.

Mr. Gomez-Pereira	Yes
Ms. Alfaro	Abs.
Ms. Hernandez	Yes
Mr. O'Regan	Yes
Ms. Covas Caraballo	Yes
Ms. Balderas	Yes
Dr. Neville	Yes
Ms. Henriquez	Yes
Ms. Cabral	Abs.

Having 7 votes in the affirmative and 2 members absent the motion passed.

Item #: 24SC82: Consideration and action to accept a gift in the amount of \$5,000 from the Bewley Goldsmith Charitable Account for the Chelsea Opportunity Academy for FY2024-2025.

Chair Hernandez asked for a roll call vote.

Mr. Gomez-Pereira	Yes
Ms. Alfaro	Abs.
Ms. Hernandez	Yes
Mr. O'Regan	Yes
Ms. Covas Caraballo	Yes
Ms. Balderas	Yes
Dr. Neville	Yes
Ms. Henriquez	Yes
Ms. Cabral	Abs.

Having 7 votes in the affirmative and 2 members absent the motion passed.

Item # 24SC83: Consideration and action to accept the recommendation of the Superintendent to approve an out of-state and overnight field trip for 2 Chelsea High Students and 5 chaperones to Kentucky for the Barr Re imagination work for CHS School Re-design from October 21, 2024 to October 24, 2024.

Chair Hernandez asked for a roll call vote.

Mr. Gomez-Pereira	Yes
Ms. Alfaro	Abs.
Ms. Hernandez	Yes
Mr. O'Regan	Yes
Ms. Covas Caraballo	Yes
Ms. Balderas	Yes
Dr. Neville	Yes
Ms. Henriquez	Yes
Ms. Cabral	Abs.

Having 7 votes in the affirmative and 2 members absent the motion passed.

Item # 24SC84: Consideration and action to accept the recommendation of the Superintendent to approve an out of-state and overnight field trip for 2 Chelsea Opportunity Academy Students and 2 chaperones to New Orleans, Louisiana to present at the Aurora Symposium Conference with the Barr Foundation from November 2, 2024 to November 5, 2024.

Chair Hernandez asked for a roll call vote.

Mr. Gomez-Pereira	Yes
Ms. Alfaro	Abs.
Ms. Hernandez	Yes
Mr. O'Regan	Yes
Ms. Covas Caraballo	Yes
Ms. Balderas	Yes
Dr. Neville	Yes

Ms. Henriquez	Yes
Ms. Cabral	Abs.

Having 7 votes in the affirmative and 2 members absent the motion passed.

Item # 24SC85: Consideration and action to accept the recommendation of the Superintendent to approve an overnight field trip for 12 Chelsea Virtual Learning Academy Students and 2 chaperones to visit 5 Western Massachusetts colleges and stay overnight from November 14, 2024 to November 15, 2024.

Chair Hernandez asked for a roll call vote.

Mr. Gomez-Pereira	Yes
Ms. Alfaro	Abs.
Ms. Hernandez	Yes
Mr. O'Regan	Yes
Ms. Covas Caraballo	Yes
Ms. Balderas	Yes
Dr. Neville	Yes
Ms. Henriquez	Yes
Ms. Cabral	Abs.

Having 7 votes in the affirmative and 2 members absent the motion passed.

Item # 24SC86: Ms. Alfaro moves to approve the Home Schooling Petitions for 8 Chelsea Families, 10 students in total.

Chair Hernandez asked for a roll call vote.

Mr. Gomez-Pereira	Yes
Ms. Alfaro	Abs.
Ms. Hernandez	Yes
Mr. O'Regan	Yes

Ms. Covas Caraballo	Yes
Ms. Balderas	Yes
Dr. Neville	Yes
Ms. Henriquez	Yes
Ms. Cabral	Abs.

Having 7 votes in the affirmative and 2 members absent the motion passed.

Communications: At this time Dr. Abeyta read a letter from the Boston University Consortium recognizing the work and partnership led by Clark Ave. Middle School Assistant Principal Julie Shea and commended it to the record.

Announcements:

- Mr. Gomez-Pereira welcomed the new student representatives and said his hope was that this experience would be productive for them.
- Chair Hernandez asked to keep the State of Florida in their hearts and prayers with the hurricane season upon them. She then thanked the student performers, all who spoke for public comment and the student representatives for their time.
- Dr. Neville gave a shout out to the start of School Site Council meetings at schools and encouraged all to be involved.

Adjournment: At this time Ms. Henriquez motioned to adjourn the meeting. Ms. Balderas seconded the motion. The meeting adjourned at 8:31 pm.

Recorded by



Veronica Dyer-Medina
School Committee Clerk



Chelsea Public Schools

School Committee

City Hall
500 Broadway
Chelsea, MA 02150
(617) 466-4477
(617) 889-8361 (Fax)

ENCLOSURE D

A meeting of the Budget & Finance Sub-committee was held on Wednesday, September 4, 2024

Attendance: Dr. Almi Abeyta, Monica Lamboy, Veronica Dyer, Medina Mayra Balderas, Shawn O'Regan, Lucia Henriquez, Ana Hernandez, Claryangeliz Covas Caraballo,

Claryangeliz Covas Caraballo called the Budget and Finance Subcommittee to order at 5:42 p.m. It was turned over to Dr. Almi Abeyta, who greeted us and promptly introduced Monica Lamboy. Lamboy would review the agenda items—three grants and one gift, followed by budget transfers.

Questions-

Lucia Henriquez asked if the Choice Through Education grant goes directly to the Reach program. Ms. Lamboy explained that it does, and the grant is allocated to support the program, group leaders, staffing, and supplies.

Motion to move items to full committee made by -Shawn O'Regan
Seconded by-Lucia Henriquez

We began to go over budget transfers-

During budget transfers, Ms. Hernandez asked what "other unclassified" meant, and Ms. Lamboy stated that anything that was not student/classification per desi might be listed that way. I wondered if there was a way to add specific teacher classifications to reduce the dollar amount of "other unclassified" items (This can be tablecloths for graduations ext)

Mayra Balderas asked how the special education funding is predetermined, and Monica explained that based on yearly enrollment trends, in close collaboration with Cindy Rosenberg, the rest of the special education department, and Shore Collaborative, they do their best to gauge how much funding should be allocated to the department.

Lucia Henriquez motioned to adjourn and Mr. O'Regan seconded it.

Meeting adjourned at 6:11pm

Recorded by Claryangeliz Covas Caraballo





Chelsea Public Schools

School Committee

City Hall
500 Broadway
Chelsea, MA 02150
(617) 466-4477
(617) 889-8361 (Fax)

A meeting of the Human Resource Sub Committee was held on Thursday September 26th.

Present for the meeting were: Superintendent Dr. Almi Abeyta, Christine Lee, Mayra Balderas, Lucia Henriquez, Claryangeliz Covas Caraballo, Shawn O'Regan, Stephanie Ferraz and Katherine Cabral.

The meeting was called to order at 4:44pm

A motion to move into Executive Session was made by Claryangeliz Covas Caraballo and seconded by Lucia Henriquez.

A motion to move the item discussed to the whole committee was made by Lucia Henriquez and seconded by Claryangeliz Covas Caraballo.

A motion made by Lucia Henriquez and seconded by Claryangeliz Covas Caraballo to move out of Executive Session.

A motion to adjourn was made by Lucia Henriquez and seconded by Claryangeliz Covas Caraballo.

Meeting adjourned at 5:06pm.

Recorded by Shawn O'Regan





Chelsea Public Schools

School Committee

City Hall
500 Broadway
Chelsea, MA 02150
(617) 466-4477
(617) 889-8361 (Fax)

A meeting of the Curriculum & Instruction Sub Committee was held on Thursday September 12, 2024.

Present for the meeting were: Superintendent Dr. Almi Abeyta, Michelle Martinello, Ana Hernandez, Kati Cabral, Yessenia Alfaro, Dr. Neville, Jonny Gomez-Pereira, & Claryangeliz Covas Caraballo

The meeting was called to order at 5:36pm

Homeschooling petitions were reviewed by Ms. Martinello with the committee. There was a drive shared with all petitions for members to review. Dr. Neville asked if this was a procedure that members could delegate to central office. Dr. Abeyta mentioned that it is typically approved by School Committee in other districts as well because legally children need to be in school.

At this time Ms. Cabral motioned to accept and adjourn and Mr. Gomez-Pereira seconded.

Meeting adjourned at 5:46pm.

Recorded by Yessenia Alfaro





Chelsea Public Schools

School Committee

City Hall
500 Broadway
Chelsea, MA 02150
(617) 466-4477
(617) 889-8361 (Fax)

Meeting of the Policy & Procedure Sub Committee was called to order: 6:31PM September 12, 2024

Attendees: Almi Abeyta, michelle Martinello, blake canty, clary covas, sarah neville, yessenia alfaró, jonny gomez-pereira and kati cabral

Cell Phone Policy

- The draft of a cell phone policy was presented by Michelle Martinello
- Central office received questions from committee members regarding enforcement
- Committee members were looking to receive more information on the products that can potentially be implemented
- Central office staff offered to bring a member from middle school administration to share about the experience of having implemented a cell phone policy

Meeting adjourned at 6:36PM.

Recorded by Jonny Gomez-Pereira





Chelsea Public Schools

School Committee

City Hall
500 Broadway
Chelsea, MA 02150
(617) 466-4477
(617) 889-8361 (Fax)

A meeting of the Budget & Finance Sub-committee was held on Thursday, September 26, 2024

The Budget and Finance meeting was called to order by Claryangeliz Covas Caraballo at 4:33 pm on 9/26/2024 pm. Dr. Almi Abeyta greeted us, and Monica Lamboy explained the items on the agenda. There were no questions on the items a motion was made by Mayra Balderas and Seconded by Shawn O'Regan to move to the full Committee. We moved on to budget transfers. The meeting adjourned at 4:44 pm after a motion was made by Lucia Henriquez, seconded by Shawn O'Regan.

Attendance: Ana Hernandez, Mayra Balderas, Shawn Oregan, Lucia Henriquez, Katherine Cabral, Claryangeliz Covas Caraballo, Dr. Almi Abeyta, Monica Lamboy, Stephanie Ferraz, Christine Lee,

Meeting adjourned at 4:44pm

Recorded by Claryangeliz Covas Caraballo



Chelsea Public Schools

Indicators of Success

2021-2026

September 2024

Monthly:

1. District-Wide daily attendance rate will be 95% (p. 2)
1. The CPS dropout rate will decrease by 2% per year (p. 9)

Bi-Annual Updates (beginning and end-of-year):

1. # of grade 8 students enrolled in Algebra I (p. 3)
1. # of students enrolled in AP courses (p. 3)
1. # of students enrolled in Calculus courses (p. 3)
1. # of students enrolled in Early College courses (p. 3)
1. # of students enrolled in dual credit courses (p. 3)

Tri-Annual Updates:

1. Iready progress for ELA grades K-8 (p. 4-6)
1. Iready progress for Math grades K-8 (p. 4-6)

End-of-Year Updates:

1. 85% of grade 4 students will exit grade 4 and enter grade 5 with a 3 or better in ELA, Math and Science (p. 8)
1. 85% of grade 8 students will exit grade 8 and enter grade 9 with a C or better in ELA, Math and Science (p. 8)

Annual:

1. Growth in ELA and Math on MCAS 2.0 will be 2-5% (p. 1)
1. 85% of High School Students in AP courses will attain a 3, 4, or 5 (p. 9)
1. The CPS four-year graduation rate will increase by 2% per year; the five year graduation rate will increase by 2% per year (p. 9)
1. All students will graduate from Chelsea High School with a plan for college, career and life (p. 9)
3. Annual staffing data will show improved teacher retention (p. 11)
 - Retention rate of teachers.
 - Retention rate of administrators
 - % Increase of diversity for teachers and administrators

Appendix: Additional Relevant Data:

- Mobility and Mobility Rate (p. 12)
- CHS Grade 9 & 10 Failing Grades (p. 13)
- CHS Grade 9 & 10 Retention (p. 13)



Indicator 1: Growth in ELA, Math, and Science on MCAS 2.0 will be 2-5%

MCAS DATA (Percent Meeting or Exceeding Expectations ELA)

School	ELA 2021	Math 2021	Sci 2021	ELA 2022	Math 2022	Sci 2022	ELA 2023	Math 2023	Sci 2023	ELA 2024	Math 2024	Sci 2024	ELA 2025	Math 2025	Sci 2025
Hooks	28%	25%	NA	19%	43%	NA	17% (-2)	34% (-9)	NA						
Kelly	43%	15%	38%	18%	16%	18%	17% (-1)	17% (+1)	14% (-4)						
Berkowitz	28%	11%	NA	23%	30%	NA	23% (=)	40% (+10)	NA						
Sokolowski	21%	8%	NA	14%	14%	NA	12% (-2)	18% (+4)	NA						
Clark	18%	9%	12%	12%	7%	9%	12% (=)	8% (+1)	11% (+2)						
Browne	18%	9%	7%	23%	13%	21%	17% (-6)	10% (-3)	15% (-6)						
Wright	26%	14%	19%	24%	15%	18%	27% (+3)	20% (+5)	31% (+13)						
Chelsea High	27%	15%	43%	30%	29%	28%	26% (-4)	20% (-9)	16% (-12)						
COA	NA	NA	NA	NA	NA	NA	NA	NA	NA						
CVLA	NA	NA	NA	NA	NA	25%	17%	NA	NA						

Indicator 2: District-Wide daily attendance rate will be 95%

	%2021	%2022	%2023	%2024	Sept		Oct	Nov	Dec	Jan	Feb	March	April	May	June
					Month	YTD	Month	Month	Month	Month	Month	Month	Month	Month	Month
Grade 1	93.8%	91.0%	90.0%	91.8%	94.0%	94.0%									
Grade 2	94.4%	91.2%	91.2%	92.0%	94.5%	94.5%									
Grade 3	95.2%	92.2%	91.6%	92.0%	94.3%	94.3%									
Grade 4	95.5%	92.5%	91.9%	92.4%	94.7%	94.7%									
Grade 5	91.9%	91.7%	93.1%	93.1%	95.0%	95.0%									
Grade 6	93.1%	91.1%	92.8%	92.9%	94.5%	94.5%									
Grade 7	91.0%	91.2%	91.8%	93.5%	93.9%	93.9%									
Grade 8	90.7%	90.7%	90.9%	91.9%	93.3%	93.3%									
Grade 9	88.8%	85.4%	85.0%	81.2%	82.9%	82.9%									
Grade 10	85.3%	81.4%	82.6%	82.0%	85.3%	85.3%									
Grade 11	81.0%	75.5%	77.8%	81.9%	86.2%	86.2%									
Grade 12	78.2%	48.1%	74.8%	77.3%	86.8%	86.8%									
Post-Graduate	93.8%	90.3%	88.8%	94.7%	80.5%	80.5%									
Kindergarten	93.1%	89.4%	88.7%	90.8%	93.9%	93.9%									
Grade PreK	91.5%	89.8%	89.5%	90.8%	93.8%	93.8%									
District Total	90.8%	88.1%	88.0%	88.8%	91.3%	91.3%									

Indicator 3: Priority 1

of Grade 8 students enrolled in Algebra 1

	2021-2022	2022-2023	2023-2024	2024-2025	2025-2026
Beginning of the SY	0	63	104	73	
End of the SY	0	67	104		

of Students enrolled in AP courses

	2021-2022	2022-2023	2023-2024	2024-2025	2025-2026
Beginning of the SY	255	282	391	399	
End of the SY	236	273	390		

of Students enrolled in Calculus courses

	2021-2022	2022-2023	2023-2024	2024-2025	2025-2026
Beginning of the SY	138	138	90	90	
End of the SY	121	121	92		

of Students enrolled in Early College courses (committed to Early College pathway/complete 4 or more college courses by graduation)

	2021-2022	2022-2023	2023-2024	2024-2025	2025-2026
Beginning of the SY	214	325	211	226	
End of the SY	303	317	217		

of Students enrolled in Dual Enrollment courses (courses taken by students simultaneously enrolled in high school and college)

	2021-2022	2022-2023	2023-2024	2024-2025	2025-2026
Beginning of the SY	52	49	49	15	
End of the SY	310	394	231		

Indicator 4: Priority 1

Ready progress for Reading grades K-8 (% of Students Performing at or Above Grade Level)

	Initial Test Sep/OCT - 2021	Progress Monitoring Jan - 2022	Progress Monitoring May - 2022
Kindergarten	8%	28%	47%
Grade 1	5%	14%	32%
Grade 2	8%	20%	34%
Grade 3	24%	36%	46%
Grade 4	15%	23%	29%
Grade 5	10%	14%	17%
Grade 6	13%	18%	21%
Grade 7	17%	21%	22%
Grade 8	17%	21%	25%

Ready progress for Math grades K-8 (% of Students Performing at or Above Grade Level)

	Initial Test Sep/Oct - 2021	Progress Monitoring Jan - 2022	Progress Monitoring May - 2022
Kindergarten	5%	16%	32%
Grade 1	2%	10%	25%
Grade 2	1%	9%	20%
Grade 3	4%	13%	30%
Grade 4	6%	20%	36%
Grade 5	8%	9%	16%
Grade 6	10%	16%	26%
Grade 7	10%	14%	20%
Grade 8	8%	13%	16%

lready progress for Reading grades K-8 (% of Students Performing at or Above Grade Level)

	Initial Test Sep/OCT - 2022	Progress Monitoring Jan - 2023	Progress Monitoring May - 2023
Kindergarten	3	28	50 (+3)
Grade 1	6	21	39 (+7)
Grade 2	10	28	43 (+9)
Grade 3	24	38	46 (=)
Grade 4	16	20	30 (+1)
Grade 5	14	21	24 (+7)
Grade 6	9	13	18 (-3)
Grade 7	15	19	25 (+3)
Grade 8	21	21	23 (-2)

lready progress for Math grades K-8 (% of Students Performing at or Above Grade Level)

	Initial Test Sep/Oct - 2022	Progress Monitoring Jan - 2023	Progress Monitoring May - 2023
Kindergarten	3	17	31 (-1)
Grade 1	2	17	33 (+8)
Grade 2	2	17	27 (+7)
Grade 3	3	18	33 (+3)
Grade 4	10	27	41 (+5)
Grade 5	12	19	30 (+14)
Grade 6	7	10	18 (-8)
Grade 7	8	12	17 (-3)
Grade 8	12	17	22 (+6)

lready progress for Reading grades K-8 (% of Students Performing at or Above Grade Level)

	Initial Test Sep/OCT - 2023	Progress Monitoring Jan - 2024	Progress Monitoring May - 2024
Kindergarten	7	30(+2)	48 (-2)
Grade 1	5	23(+2)	43 (+4)
Grade 2	14	29(+1)	41 (-2)
Grade 3	23	38(=)	50 (+4)
Grade 4	14	22(+2)	28 (-2)
Grade 5	13	22(+1)	26 (+2)
Grade 6	15	21(+8)	21 (+3)
Grade 7	10	13(-6)	17 (-8)
Grade 8	16	18(-3)	21 (-2)

lready progress for Math grades K-8 (% of Students Performing at or Above Grade Level)

	Initial Test Sep/Oct - 2023	Progress Monitoring Jan - 2024	Progress Monitoring May - 2024
Kindergarten	3	20(+3)	37 (+6)
Grade 1	1	13(-4)	29 (-4)
Grade 2	4	15(-2)	37 (+10)
Grade 3	3	24(+6)	43 (+10)
Grade 4	11	29(+2)	44 (+3)
Grade 5	12	18(-1)	28 (-2)
Grade 6	12	19(+9)	25 (+7)
Grade 7	5	8(-4)	12 (-5)
Grade 8	7	12(-5)	14 (-8)

lready progress for Reading grades K-8 (% of Students Performing at or Above Grade Level)

	Initial Test Sep/OCT - 2024	Progress Monitoring Jan - 2025	Progress Monitoring May - 2025
Kindergarten	7		
Grade 1	6		
Grade 2	14		
Grade 3	21		
Grade 4	12		
Grade 5	17		
Grade 6	15		
Grade 7	17		
Grade 8	13		

lready progress for Math grades K-8 (% of Students Performing at or Above Grade Level)

	Initial Test Sep/Oct - 2024	Progress Monitoring Jan - 2025	Progress Monitoring May - 2025
Kindergarten	4		
Grade 1	3		
Grade 2	2		
Grade 3	6		
Grade 4	13		
Grade 5	16		
Grade 6	10		
Grade 7	11		
Grade 8	6		

Indicator 5: 85% of grade 4 students will exit grade 4 and enter grade 5 with a rating of “On track to Meet the Standard” or better in Reading, Writing, Math, and Science

	2020-2021 (% students)	2021-2022* (% students)	2022-2023 (% students)	2023-2024 (% students)	2024-2025 (% students)
Reading	55.2%	51.7%	56.5%	50.2%	
Writing	50.7%	37.0%	56.5%	46.8%	
Math	56.4%	59.3%	65.5%	58.8%	
Science	89.5%	62.0%	61.5%	63.6%	

Indicator 6: 85% of grade 8 students will exit grade 8 and enter grade 9 with a C or better in ELA, Writing, Math, and Science

	2020-2021 (% students)	2021-2022 (% students)	2022-2023 (% students)	2023-2024 (% students)	2024-2025 (% students)
ELA	57.5%	75.2%	80.8%	78.1%	
Writing	88.5%	71.2%	68.7%	48.5%	
Math	60.5%	71.5%	69.1%	66.3%	
Science	60.0%	75.2%	81.1%	69.9%	

Indicator 7: 85% of High School Students in AP courses will attain a 3, 4, or 5

	2021-2022	2022-2023	2023-2024	2024-2025
# Students enrolled in AP courses	248	282	391	392
# AP tests taken	269	375	541	
# of tests scored 3, 4, or 5	110	132	164	
% of tests scored 3, 4, or 5	41%	35%	30%	

Indicator 8: The CPS four-year graduation rate will increase by 2% per year; the five year graduation rate will increase by 2% per year

	2019-2020	2020-2021	2021-2022	2022-2023	2023-2024	2024-2025
4 Year Graduation Rate	66.3%	66.6%	66.2%	64.1%		
5 Year Graduation Rate	71.6%	75.7%	72.5%			

Indicator 9: All students will graduate from Chelsea High School with a plan for college, career, and life

Plan	Class of 2020	Class of 2021	Class of 2022	Class of 2023	Class of 2024	Class of 2025	Class of 2026
Attend 2 or 4 year college	65%	49%	58%	55.7%	65.8%		
Enter directly into workforce	27%	32%	30%	33.2%	20.8%		
Enter military	0%	2%	1%	0.6%	1.6%		
Enter certificate program	2%	6%	1%	3.1%	1.9%		
Take gap year and/or enroll in Year Up or City Year Program	5%	9%	1%	0.3%	1.6%		
Enter a trade school	1%	2%	8%	5.2%	4.2%		
Total:	100%	100%	99%	98.2%	95.8%		

Indicator 10: The high school dropout rate will decrease by 2% per year

Data for each year is period to date

	2020-2021	2021-2022	2022-2023	2023-2024	2024-2025
October 1 Enrollment	1558	1616	1764	1852	1836*
# of Drop-Outs	0	0	27	33	30
Drop-Out %	0%	0%	1.52%	1.78%	1.63%

Programmatic Breakdown

	2021-2022 End of Year		2022-2023 End of Year		2023-2024 End of Year				2024-2025 Year to Date			
High School Enrollment	Students	EL Students	Students	EL Students	Students	EL Students	SWDs	Dual-ID	Students	EL Students	SWDs	Dual-ID
October 1 Enrollment	1079	537	1164	600	1008	567	193	84	959*	566*	215*	96*
# of Drop-Outs	43	86	44	79	50	96	8	10	7	21	0	2
Drop-Out %	3.99%	16.01%	3.78%	13.17%	4.96%	16.93%	4.15%	11.9%	0.73%	3.71%	0%	2.08%

*Unofficial enrollment

8/28/24 - 9/30/24 DROPOUT NOTES:

- 30 Students have withdrawn
- 2 Adult Ed Program, 28 Location Unknown
- Grade 9 = 10
Grade 10 = 8
Grade 11 = 9
Grade 12 = 3

Indicator 11: Priority 3

Retention - Teachers

	2019-2020		2020-2021		2021-2022		2022-2023		2023-2024	
Total teachers in CPS	476	100%	504	100%	586	100%	610	100%	604	100%
Teachers who left CPS	53	11%	78	15%	128	21%	100	16%	73	12%
Teachers who retired or were terminated	21	4%	17	3%	8	1%	23	4%	29	5%
Teachers who left on their own*	32	6%	61	12%	121	20%	77	12%	44	7%

Retention – School Based Administrators**

	2019-2020		2020-2021		2021-2022		2022-2023		2023-2024	
Total administrators in CPS	27	100%	27	100%	28	100%	29	100%	31	100%
Administrators who left CPS	2	7%	4	15%	6	21%	6	21%	3	9%
Administrators who retired or were terminated	0	0%	1	3%	1	3%	3	10.5%	1	3%
Administrators who left on their own*	2	7%	5	18%	5	18%	3	10.5%	2	6%

*Reasons for leaving included: moving back home, new job in another district, returning to school, health

**Principals and Assistant Principals

Promotions

	2019-2020	2020-2021	2021-2022	2022-2023	2023-2024
Paraprofessional to teacher	8	14	8	11	16
Teacher to administrator	1	1	2	3	3
Administrator promotion	1	2	1	2	0
Substitute to paraprofessional	1	0	1	5	4
Total Promotions	11	17	12	21	23

% Increase of diversity for teachers and administrators

	2020-2021	2021-2022	2022-2023	2023-2024
% Increase of teacher diversity	66%	36%	19%	17%
% Increase of administrator diversity	66%	50%	50%	33%
% Increase of central office diversity*	14%	25%	No change	No Change

*Central office includes Cabinet members

APPENDIX:

Mobility

	21-22 Total		22-23 Total		23-24 Total		Sept		Oct		Nov		Dec		Jan		Feb		March		April		May		June		Total	
	In	Out	In	Out	In	Out	In	Out	In	Out	In	Out	In	Out	In	Out	In	Out	In	Out	In	Out	In	Out	In	Out	In	Out
ELC (K)	78	30	73	43	72	37	29	11																		29	11	
Elementary	218	104	161	97	210	120	59	33																		59	33	
Middle	182	100	149	96	202	86	45	33																		45	33	
High School	338	209	337	215	287	245	84	55																		84	55	
District Total	816	443	720	451	771	488	217	132																		217	132	

*District-wide mobility rate (sum of transfers in and transfers out divided by October 7 enrollment (6127) is 5.7% year to date.

Student Mobility Rate September 1 – June 30 (10-month calculation)

Year	1997	1998	1999	2000	2001	2002	2003	2004	2005	2006	2007	2008	2009	2010	2011	2012	2013
Rate	32.0	32.4	33.7	33.5	23.9	36.0	28.6	37.5	23.6	32.0	28.5	25.0	24.8	17.0	20.0	17.6	20.6
Year	2014	2015	2016	2017	2018	2019	2020**	2021	2022	2023	2024	2025					
Rate	17.0	18.7	17.0	20.8	21.9	24.0	16.86	18.04	20.73	19.03	20.5						

**Because of the stay at home order, students who moved out of district were kept in district until the end of the school year and were officially transferred out in the summer

CHS Failing Grades

	2020-2021 Final	2021-2022 Final	2022-2023 Final	2023-2024 Final	2024-2025 Quarter 1	2024-2025 Quarter 2	2024-2025 Quarter 3	2024-2025 Final
Grade 9 Total # Students	437	497	520	510				
G9: One failing grade	92	75	59	76				
G9: Two failing grades	38	48	53	49				
G9: Three failing grades	9	30	39	35				
G9: Four or more failing grades	0	19	88	64				
G9: Total percent	31.8%	34.6%	46%	43.9%				
Grade 10 Total # Students	411	356	437	439				
G10: One failing grade	94	77	39	63				
G10: Two failing grades	39	32	38	53				
G10: Three failing grades	16	14	33	35				
G10: Four or more failing grades	5	9	65	37				
G10: Total percent	37.5%	37.1%	40%	42.8%				

CHS Retention

	2020-2021	2021-2022	2022-2023	2023-2024	2024-2025
Grade 9 retained	24.7%	10.9%	16.4%	21.8%	
Grade 10 retained	26.8%	11.2%	2.5%	10.5%	



MCAS 2024

October 9, 2024

STATE 2024 MCAS TRENDS

- ELA results show lower achievement in all grades from 2023
- Math results show improved achievement in 3rd grade amongst relatively flat results in most grades
- Science results show improved achievement in grades 5 and 10 with lower achievement in grade 8



CHELSEA PUBLIC SCHOOLS MCAS TRENDS

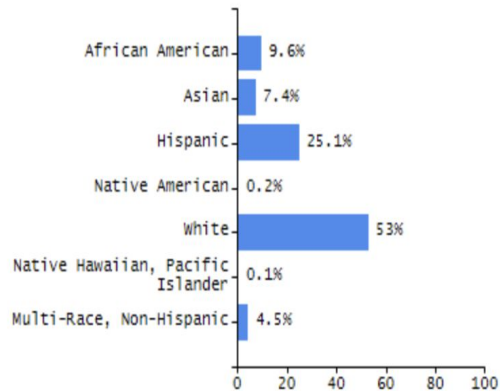
- We mirrored the State in ELA as we dropped 2%.
- We had slight gains in Math overall with a 1% increase.
- Science was performance was stagnant.



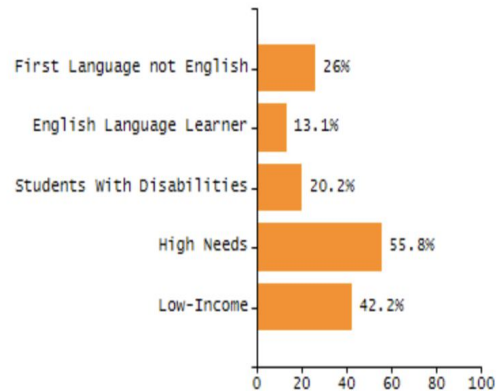
DEMOGRAPHICS

- State Demographics

Student Race and Ethnicity

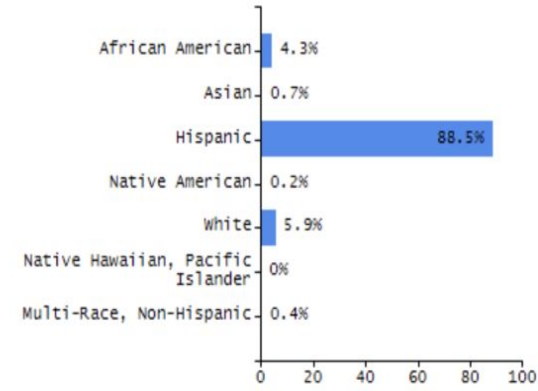


Selected Populations

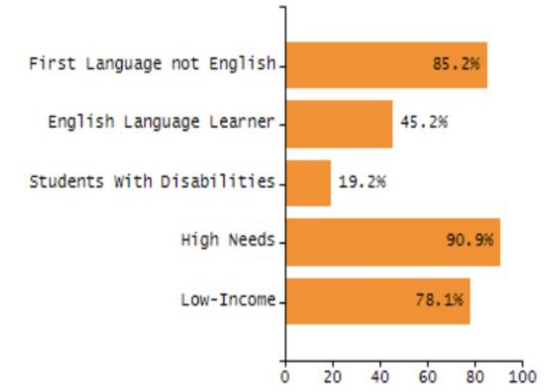


- Chelsea Public Schools

Student Race and Ethnicity



Selected Populations



CHELSEA PUBLIC SCHOOLS MCAS TRENDS IN ELA

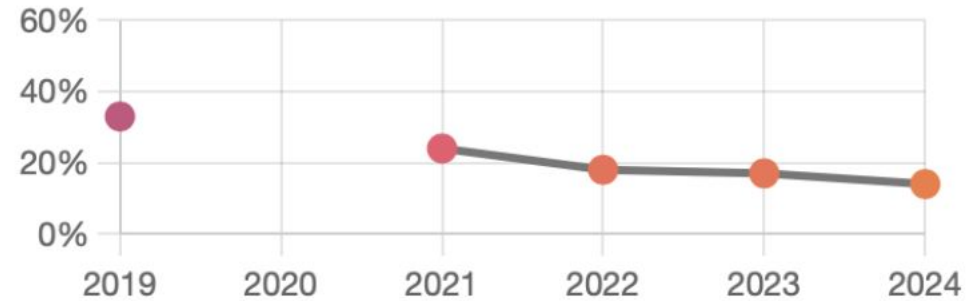
Percent of students who are
exceeding/meeting expectations:

14%

Average scaled score: **476**

Student growth percentile: **44** ←

Trend: percent meeting/exceeding expectations



*Slight drop of 2%

CHELSEA PUBLIC SCHOOLS MCAS TRENDS IN MATH

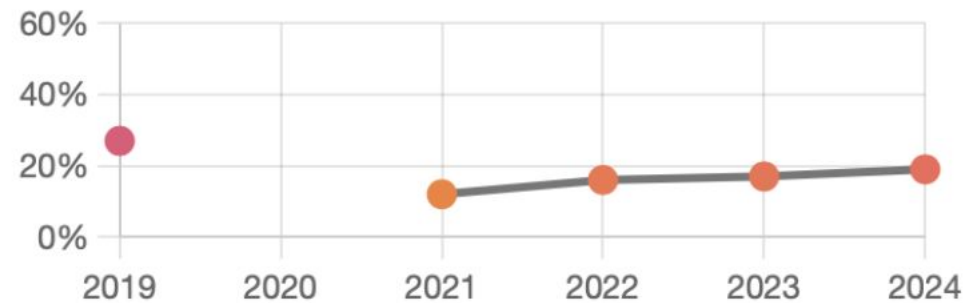
Percent of students who are
exceeding/meeting expectations:

19%

Average scaled score: **481** Student growth percentile: **43**



Trend: percent meeting/exceeding expectations



*Slight increase of 1%

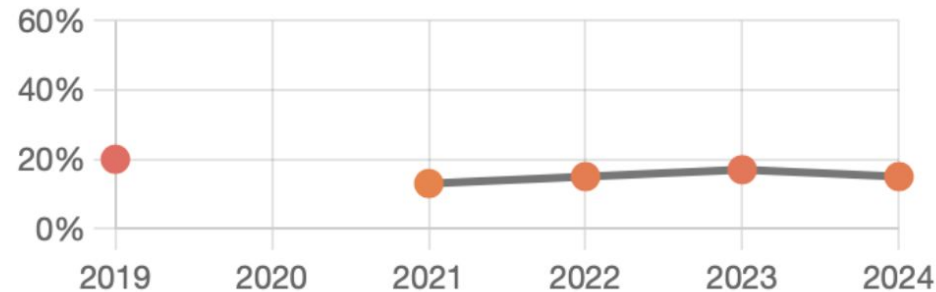
CHELSEA PUBLIC SCHOOLS MCAS TRENDS IN SCIENCE

Percent of students who are exceeding/meeting expectations:

15%

Average scaled score: **476**

Trend: percent meeting/exceeding expectations



*Flat growth

DESE ACCOUNTABILITY STATUS

Accountability Information

Overall classification Requiring assistance or intervention

Reason for classification

In need of focused/targeted support
Low graduation rate

Progress toward improvement targets

39% - Moderate progress toward targets

Accountability percentile

-

OVERALL RESULTS

STUDENT GROUP RESULTS

DETAILED DATA FOR EACH INDICATOR

SCHOOLS IN THIS DISTRICT

Overall progress toward improvement targets

	2023	2024
Annual criterion-referenced target percentage	38%	40%
Weight	40%	60%
Cumulative Criterion-referenced target percentage (2023 x 40%) + (2024 x 60%)	39%	
	Moderate progress toward targets	



AREAS OF GROWTH AND GLOWS

- **Growth Areas**

- Middle Grades
- High School Grades
- Graduation

- **Glow**s

- Elementary Growth in proficiency rates
- Berkowitz Growth of double digits in ELA and Math



CELEBRATION!

Congratulations to the Berkowitz Elementary School for being recognized as a ***“School of Recognition”*** for academic excellence and improvement!



Q & A





Dr. Aaron Brakoniecki
BU Wheelock Consortium Council - Faculty Director
Mathematics Education - Program Director & Senior Lecturer
2 Silber Way, Office 708
Boston, Massachusetts 02215
617-353-4226
brak@bu.edu

August 22, 2024

Chelsea Public Schools
Superintendent Almudena G. Abeyta
500 Broadway, City Hall
Chelsea, MA 02150

Dear Superintendent Abeyta,

The Boston University Consortium is a long-standing partnership of eight local school districts – Boston, Brookline, Chelsea, Everett, Framingham, Lexington, Newton, and Somerville – and the BU Wheelock College of Education & Human Development who work collaboratively to enhance educational quality for all. As we reflect on the close of another school year, we wanted to express our gratitude to the leaders of the Consortium districts for your support of our work together. On behalf of the Consortium Council and the BU Wheelock faculty, thank you for your continued commitment to our partnership.

As per the Consortium Bylaws, each district identifies two educators to serve as representatives to the BU Consortium Council. The district representatives are expected to participate in all Council meetings, provide useful information to help improve Consortium-related initiatives, and serve as liaisons between the Council and the district by actively communicating Consortium events and initiatives across their district. The Chelsea representative – **Julie Shea** – is an invaluable asset to our work and we would like to formally commend them for their contributions to the Consortium during the 2023-2024 school year. Because of their active participation in the Consortium, we were able to advance our mission of improving the preparation and professional development of prospective and current education professionals for work in diverse school environments. We truly hope that Julie will be able to serve as representative on the Consortium again next year. If for some reason they are not able to do so, we appreciate your assistance in appointing new representatives for the Chelsea Public Schools to the Consortium Council.

The Consortium is so fortunate to work with amazing educational communities like the Chelsea Public Schools. Thank you for your continued support of the Boston University Wheelock College of Education & Human Development and we look forward to working together again next year!

With great appreciation,

A handwritten signature in blue ink that reads "Aaron Brakoniecki".

Dr. Aaron Brakoniecki
BU Wheelock Consortium Council – Faculty Director
Mathematics Education – Program Director & Senior Lecturer