





Worksite Learning and Career Choices span all Career	Courses by Career Clusters <i>Cluster icons designed by THS VisCom students</i>	Possible Jobs/Sample Occupations	Employment Data	Miscellaneous Notes
	 <p>Education & Training Career Cluster</p> <ul style="list-style-type: none"> • Identity, Relationships, & Communication A, B • Teacher Academy, Year 1, CHS A, B, C • Teacher Academy, Year 2, CHS D, E, F <p>All Career Clusters</p> <ul style="list-style-type: none"> • Worksite Learning (WSL), Family & Consumer Sciences • IB Personal & Professional Skills A, B • Pathways to Success A, B 	<p>Entry Level / Some Training</p> <ul style="list-style-type: none"> • Daycare Center • Paraeducator • Pre-school Teachers • Teacher Assistant, Tutor <p>Moderate Training</p> <ul style="list-style-type: none"> • Adult Basic and Secondary Education • CTE Teacher • ESL Teacher • High School Teacher • Kindergarten and Elementary School Teacher • Middle School Teacher • Secondary Teacher • Special Education Teacher <p>Extensive Training</p> <ul style="list-style-type: none"> • Instructional Coordinators • Librarians • Library Media Specialists • Primary & Secondary Principals • Postsecondary Education Administrators • Postsecondary Teachers 	<p><u>Education and Training, Occupations</u></p> <ul style="list-style-type: none"> • Instructional Coordinators (25-9031) 2% growth \$74,620 • Librarians & Library Media Specialists (25-4022) 3% growth \$64,370 • Postsecondary Teachers (25-1xxx) 8% growth \$84,350 • Preschool Teachers (25-2011) 4% growth \$37,130 <p><u>Management</u></p> <ul style="list-style-type: none"> • Postsecondary Education Administrators (11-9033) 3% growth \$102,610 • Training & Development Specialists (11-3131) 7% growth \$125,040 	<p>Overall employment in educational instruction and library occupations is projected to grow slower than the average for all occupations from 2023 to 2033. Despite limited employment growth, about 868,000 openings are projected each year, on average, in these occupations largely due to the need to replace workers who leave the occupations permanently.</p> <p>The median annual wage for this group was \$59,940 in May 2023, which was higher than the median annual wage for all occupations of \$48,060.</p> <p>Demand for educators in the public and private sectors remains stable as employees move, change industry, or retire and families move in and out of neighborhoods.</p>

	Courses by Career Clusters <i>Cluster icons designed by THS VisCom students</i>	Possible Jobs/Sample Occupations	Employment Data	Miscellaneous Notes
Worksite Learning and Career Choices span all Career	 <p>Hospitality & Tourism Career Cluster</p> <ul style="list-style-type: none"> • Baking & Pastry A, B • Culinary Foundations • Culinary Skills Practicum A, B, C • Gourmet Foods • International Foods A, B <p>Middle School Courses</p> <ul style="list-style-type: none"> • Food & Nutrition A, B <p>All Career Clusters</p> <ul style="list-style-type: none"> • Worksite Learning (WSL), Family & Consumer Sciences • IB Personal & Professional Skills A, B • Pathways to Success A, B 	<p>Entry Level / Some Training</p> <ul style="list-style-type: none"> • Bartenders • Fast-Food Cooks • Food Preparation Workers • Institution & Cafeteria Cooks • Line Cooks • Waiters & Waitresses <p>Moderate Training</p> <ul style="list-style-type: none"> • Executive or Assistant Chef • Restaurant Manager • Private Household Cooks • Sous Chef 	<p>Food Preparation and Serving Occupations</p> <ul style="list-style-type: none"> • Bakers (51-3011) 5% growth \$34,950 • Bartenders (35-3011) 9% growth \$31,510 • Chefs & Head Cooks (35-1011) 8% growth \$58,920 • Cooks (35-2010) 6% growth \$34,320 • Dining room and cafeteria attendants and bartender helpers (35-9011) 8% growth \$33,280 • Fast Food & Counter Workers (35-3023) 5% growth \$29,540 • Food Servers, Non-restaurant (35-3041) 5% growth \$37,440 <p>Healthcare</p> <ul style="list-style-type: none"> • Dietitians and Nutritionists (29-1031) 7% growth \$69,680 <p>Management</p> <ul style="list-style-type: none"> • Food Service Managers (11-9051) 2% growth \$63,060 • Training and Development Managers (11-3131) 7% growth \$125,040 	<p>Overall employment in food preparation and serving occupations is projected to grow about as fast as the average for all occupations from 2023 to 2033. About 2.7 million openings are projected each year, on average, in these occupations due to employment growth and the need to replace workers who leave the occupations permanently.</p> <p>According to the US Bureau of Labor statistics, Top 20:</p> <p>Most New Jobs Projected Number of New Jobs 2023 – 2033 #3 – Cooks (35-2010) 6% growth +244,500 new jobs #4 – Fast Food & Counter workers 5% growth +212,500 new jobs</p>

	Courses by Career Clusters <i>Cluster icons designed by THS VisCom students</i>	Possible Jobs/Sample Occupations	Employment Data	Miscellaneous Notes
Worksite Learning and Career Choices span all Career Clusters	<div style="display: flex; justify-content: space-between;"> <div style="width: 45%;">  <p>Human Services Career Cluster</p> <ul style="list-style-type: none"> Career & College Prep A, B Child Development Cosmetology, <i>College Campus</i> Early Childhood Education Nutrition & Safety, CHS Early Childhood Education Practicum (<i>pilot 2026 SY</i>) Financial Fitness Interpersonal Relationships Leadership, Year 1 (A, B, C) Psychology, AP (A, B, C) Psychology, CHS CWU (A, B) (<i>pilot 2026 SY</i>) Psychology, IB, Year 1 (A, B, C) Psychology, IB, Year 2 (D, E) <p>Middle School Courses</p> <ul style="list-style-type: none"> Family & Consumer Sciences A, B, C </div> <div style="width: 45%;"> <p>Health Sciences Career Cluster</p>  <ul style="list-style-type: none"> Health </div> </div> <div style="margin-top: 20px;"> <p>All Career Clusters</p> <ul style="list-style-type: none"> Worksite Learning (WSL), Family & Consumer Sciences IB Personal & Professional Skills A, B Pathways to Success A, B </div>	<p style="text-align: center;">Entry Level / Some Training</p> <ul style="list-style-type: none"> Barber Childcare Worker Community Health Worker Cosmetologist Hairstylist Manicurist Pedicurist Psychiatric Technicians and Aides Social and Human Service Assistant <p style="text-align: center;">Moderate Training</p> <ul style="list-style-type: none"> Behavioral Disorder Counselor Health Education Specialist Mental Health Counselor Probation Officer and Correction Treatment Specialist Recreation Therapist Social Worker Substance Abuse Counselor <p style="text-align: center;">Extensive Training</p> <ul style="list-style-type: none"> Marriage and Family Therapist Psychologist Rehabilitation Counselor School and Career Counselor and Advisor Sociologist 	<p>Community and Social Service Occupations</p> <ul style="list-style-type: none"> Community Health Worker (21-1094) 13% growth \$48,200 Health Education Specialist (21-1091) 7% growth \$62,860 Marriage & Family Therapist (21-1013) 16% growth \$58,510 Social & Human Service Assists (21-1093) 8% growth \$41,410 Social Worker (21-1020) 7% growth \$58,380 Substance Abuse, Behavioral Disorder, and Mental Health Counselor (21-1018) 19% growth \$53,710 <p style="text-align: center;">Education, Training, and Library</p> <ul style="list-style-type: none"> Activists, Curators, & Museum Workers (25-4010) 11% growth \$57,120 Preschool Teachers (25-2011) 4% growth \$37,130 <p style="text-align: center;">Life, Physical, and Social Science</p> <ul style="list-style-type: none"> Anthropologists & Archeologists (19-3091) 8% growth \$63,800 Psychologist (19-3030) 7% growth \$92,740 Sociologist (19-3041) 7% growth \$101,770 Urban and Regional Planners (19-3051) 4% growth \$81,800 <p style="text-align: center;">Management</p> <ul style="list-style-type: none"> Administrative Services and Facilities Managers (11-3010) 6% growth \$104,900 Entertainment and Recreation Managers (11-9072) 11% growth \$73,460 Social and community service managers (11-9151) 8% growth \$77,030 <p style="text-align: center;">Personal Care and Service</p> <ul style="list-style-type: none"> Barbers, Hairstylists, and Cosmetologists (39-501x) 7% growth \$35,080 Manicurists and Pedicurists (39-5092) 12% growth \$34,250 Skincare Specialists (39-5094) 10% growth \$43,200 	<p>Loosely defined as “helping careers,” Human Services jobs are frequently plentiful, but not always high wage. This is a societal issue and should not be the only factor when considering a career.</p> <p>According to the US Bureau of Labor statistics Top 20 lists:</p> <p style="text-align: center;">Fastest Growing Occupations Growth Rate 2023 – 2033</p> <p>#14 – Home Health and Personal Care Aides (31-1120) 21% growth</p> <p>#19 – Substance Abuse, Behavioral Disorder, and Mental Health Counselor (21-1018) 19% growth</p> <p style="text-align: center;">Most New Jobs Projected Number of New Jobs 2023 – 2033</p> <p>#1 – Home Health and Personal Care Aides (31-1120) +820,500 new jobs</p> <p>#4 – Fast Food & Counter workers +212,500 new jobs</p> <p>#19 – Substance Abuse, Behavioral Disorder, and Mental Health Counselor (21-1018) +84,500 new jobs</p>