






	<p>Courses by Career Clusters <i>Cluster icons designed by THS VisCom students</i></p>	<p>Possible Jobs/Sample Occupations</p>	<p>Employment Data</p>	<p>Miscellaneous Notes</p>
<p>Worksite Learning and Career Choices span all Career Clusters</p>	<div style="display: flex; flex-direction: column; gap: 10px;"> <div style="display: flex; align-items: center;">  <div style="margin-left: 10px;"> <p>Arts, A/V Technology & Communication Career Cluster</p> <ul style="list-style-type: none"> Yearbook, Year 1 (A, B, C) Yearbook, Year 2 (D, E, F) </div> </div> <div style="display: flex; align-items: center;"> <div style="margin-right: 10px;"> <p>Business, Management, & Administration Career Cluster</p> <ul style="list-style-type: none"> Entrepreneurship Business Law Business Management, IB Year 1 (A, B) Business Management, IB Year 2 (C, D, E) Leadership, Year 2 (D, E, F) </div>  </div> <div style="display: flex; align-items: center;">  <div style="margin-left: 10px;"> <p>Finance Career Cluster</p> <ul style="list-style-type: none"> Economics, AP Macro Economics, AP Micro Economics, International Financial Algebra A, B </div> </div> <div style="display: flex; align-items: center;"> <div style="margin-right: 10px;"> <p>Marketing Career Cluster</p> <ul style="list-style-type: none"> Marketing Exploration Marketing Practicum A, B, C Marketing Store Operations A, B, C Social Media Marketing A, B Studio Art: AP 3D Design A, B </div>  </div> <div style="margin-top: 10px;"> <p>All Career Clusters</p> <ul style="list-style-type: none"> Worksite Learning (WSL), Business & Marketing IB Personal & Professional Skills A, B Pathways to Success A, B </div> </div>	<p style="text-align: center;"><u>Entry Level / Some Preparation</u></p> <ul style="list-style-type: none"> Craft and Fine Artist Customer Service Representative Data Entry Human Resource Assistant New Accounts Clerk Office Clerk Receptionist Recruiter Secretaries <p style="text-align: center;"><u>Moderate Preparation</u></p> <ul style="list-style-type: none"> Accountants Administrative Services Managers Advertising, Promotions, Marketing Managers Art Directors Auditors Claims Investigator Compensation & Benefits Analysts Facilities Managers Financial Analysts/Examiner Fundraising Human Resource Specialist Logistician Management Analyst Market Research Analysts Personal Financial Advisors <p style="text-align: center;"><u>Considerable Preparation</u></p> <ul style="list-style-type: none"> Actuaries Compensation and Benefit Managers Economist Financial Manager Human Resource Managers Project Management Specialists Urban and Regional Planner 	<p style="text-align: center;"><u>Arts and Design</u></p> <ul style="list-style-type: none"> Art Directors (27-1011) 5% growth \$106,500 <p style="text-align: center;"><u>Business & Financial</u></p> <ul style="list-style-type: none"> Accountants and Auditors (13-2011) 6% growth \$79,880 Compensation, Benefits, and Job Analysis Specialists (13-1141) 7% growth \$74,530 Financial Analysts (13-2098) 9% growth \$99,890 Financial Examiner (13-2061) 21% growth \$84,300 Fundraisers (13-1131) 6% growth \$64,160 Human Resource Specialists (13-1071) 8% growth \$67,650 Logisticians (13-1081) 19% growth \$79,400 Management Analysts (13-1111) 11% growth \$99,410 Market Research Analysts (13-1161) 8% growth \$74,680 Personal Financial Advisors (13-2052) 17% growth \$99,580 Project Management Specialist (13-1082) 7% growth \$98,580 <p style="text-align: center;"><u>Life, Physical, and Social Science</u></p> <ul style="list-style-type: none"> Economist (19-3011) 5% growth \$115,730 <p style="text-align: center;"><u>Management</u></p> <ul style="list-style-type: none"> Administrative Services and Facilities Managers (11-3010) 6% growth \$104,900 Advertising, Promotions, and Marketing Managers (11-2021) 8% growth \$156,580 Financial Managers (11-3031) 17% growth \$156,100 Human Resource Managers (11-3121) 6% growth \$136,350 Lodging Managers (11-9081) 10% growth \$65,360 Training and Development Managers (11-3131) 7% growth \$125,040 <p style="text-align: center;"><u>Math</u></p> <ul style="list-style-type: none"> Actuaries (15-2011) 22% growth \$120,000 Operations Research Analysts (15-2031) 23% growth \$83,640 	<p>According to the US Bureau of labor Statistics Top 20 lists:</p> <p style="text-align: center;">Fastest Growing Occupations Growth Rate 2023 – 2033</p> <ul style="list-style-type: none"> #4 – Data Scientists (15-2051) 36% growth #5 – Information Security Analysts (15-1212) 33% growth #11 – Operations Research Analysts (15-2031) 23% growth #13 – Actuaries (15-2011) 22% growth #14 – Financial Examiners (13-2061) 21% growth #17 – Logisticians (13-1081) 19% growth <p style="text-align: center;">Most New Jobs Projected Number of New Jobs 2023 – 2033</p> <ul style="list-style-type: none"> #5 – General and Operations Managers (11-1021) +210,400 new jobs #9 – Financial Managers (11-3031) +138,300 new jobs #14 – Management Analysts (13-1111) +107,900 new jobs #18 – Accountants and Auditors (13-2011) +91,400 new jobs

	Courses by Career Clusters <i>Cluster icons designed by THS VisCom students</i>	Possible Jobs/Sample Occupations	Employment Data	Miscellaneous Notes
Worksite Learning and Career Choices span all Career Clusters	<div style="display: flex; align-items: center;">  <div> <p>Information Technology Career Cluster</p> <ul style="list-style-type: none"> • Computer Science A, AP A, B, C • Computer Science Principles, AP A, B, C • Computer Science SL, IB A, B, C • Computer Science, Advanced Projects A,B,C • Cybersecurity A, B • Digital Sound Production A, B* • Game Programming A, B, C • High School Success • Intermediate Data Prog, CHS A, B • Introduction to Programming A, B • Introduction to Programming II, CHS A, B, C • Microsoft Office Certification • Multimedia • Networking Fundamentals, Year 1 (A, B, C) • Networking Fundamentals, Year 2 (D, E, F) • Networking I, II, III, CHS A, B, C • Storytelling with Data • Student Technical Support A, B • Web Design <ul style="list-style-type: none"> • HTML & CSS • WordPress <p style="text-align: center;">All Career Clusters</p> <ul style="list-style-type: none"> • Worksite Learning (WSL), Business & Marketing • IB Personal & Professional Skills A, B • Pathways to Success A, B <p style="text-align: center;">Middle School Courses</p> <ul style="list-style-type: none"> • Computing and Society 1, 2 • MS Computer Science A, B <p><i>*Digital Sound Production falls under Skilled & Technical Sciences; captured here due to high impact in computer science, programing and game development.</i></p> </div> </div>	<p style="text-align: center;"><u>Entry Level / Some Preparation</u></p> <ul style="list-style-type: none"> • Computer Support Specialists • Health Information Systems Technician <p style="text-align: center;"><u>Moderate Preparation</u></p> <ul style="list-style-type: none"> • Computer Hardware Engineers • Computer and Information Systems Managers • Computer Network Architect • Computer Programmer • Data Scientists • Database Administrators and Architects • Digital Designers • Information Security Analysts • Network and Computer Systems Administrators • Software Developers • Software Tester • Web Developers <p style="text-align: center;"><u>Considerable Preparation</u></p> <ul style="list-style-type: none"> • Computer and Information Research Scientists • Computer Systems Analysts • Health Information System Analysts • Quality Assurance Analysts • Senior Computer Hardware Engineers • Statisticians 	<p style="text-align: center;"><u>Architecture and Engineering</u></p> <ul style="list-style-type: none"> • Computer Hardware Engineers (17-2061) 7% growth \$138,080 <p style="text-align: center;"><u>Computer and Information Technology</u></p> <ul style="list-style-type: none"> • Computer and Information Research Scientists (15-1221) 26% growth \$145,080 • Computer Network Architects (15-1241) 13% growth \$129,840 • Computer Support Specialists (15-1230) 6% growth \$60,810 • Computer Systems Analyst (15-1211) 11% growth \$103,800 • Database Administrators and Architects (15-1242) 9% growth \$117,450 • Information Security Analysts (15-1212) 33% growth \$120,360 • Software Developers (15-1252) 18% growth \$132,270 • Software Quality Assurance Analysts and Testers (15-1253) 12% growth \$101,800 • Web Developers and Digital Designers (15-1254) 8% growth \$92,750 <p style="text-align: center;"><u>Healthcare</u></p> <ul style="list-style-type: none"> • Health Information Technologists and Medical Registrars (29-9021) 16% growth \$62,990 <p style="text-align: center;"><u>Management</u></p> <ul style="list-style-type: none"> • Computer and Information Systems Managers (11-3021) 17% growth \$169,510 • Training and Development Managers (11-3131) 7% growth \$125,040 <p style="text-align: center;"><u>Math</u></p> <ul style="list-style-type: none"> • Data Scientists (15-2051) 36% growth \$108,020 • Statisticians (15-2041) 12% growth \$104,110 	<p>According to the US Bureau of labor Statistics Top 20 lists:</p> <p style="text-align: center;">Fastest Growing Occupations Growth Rate 2023 – 2033</p> <p>#4 – Data Scientists (15-2051) 36% growth</p> <p>#5 – Information Security Analysts (15-1212) 33% growth</p> <p>#8 – Computer and Information Research Scientists (15-1221) 26% growth</p> <p style="text-align: center;">Most New Jobs Projected Number of New Jobs 2023 – 2033</p> <p>#2 – Software Developers (15-1252) +303,700 new jobs</p> <p>#5 – General and Operations Managers (11-1021) +210,400 new jobs</p> <p>#14 – Management Analysts (13-1111) +107,900 new jobs</p> <p>#15 – Computer and Information Systems Managers (11-3021) +106,900 new jobs</p>