

Attention Students:

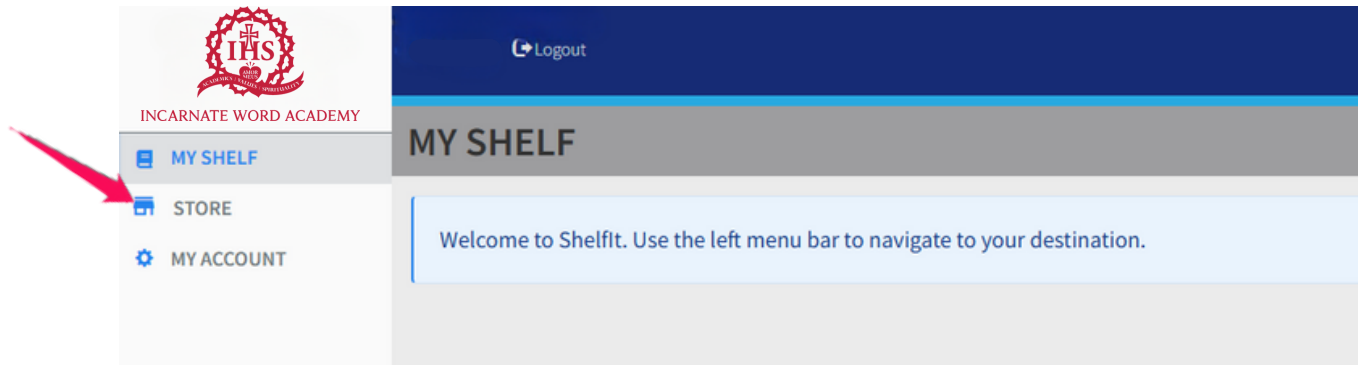
Incarnate Word Academy
has teamed up with EdTech
for your virtual bookshelf!

Here's how it works:

- Access your Bookstore with your student's [MyIWA](#) account.
- The Bookstore will open 6/19/2025.
- Using your child's account information, login to [MyIWA](#).
- On the Resource Board, click on the Shelfit Online Bookstore Tile.
- Click **Login with your School**.
- Click on the **Store** to purchase your books and materials.



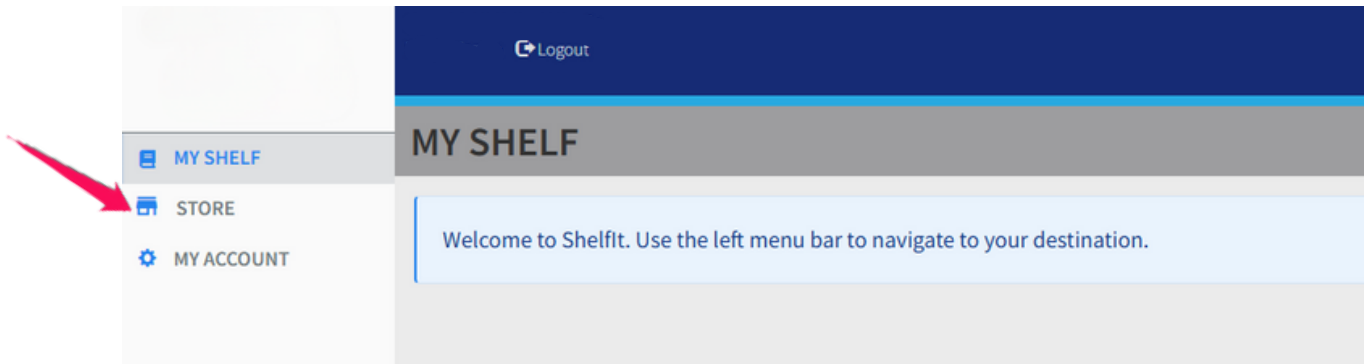
INCARNATE WORD ACADEMY



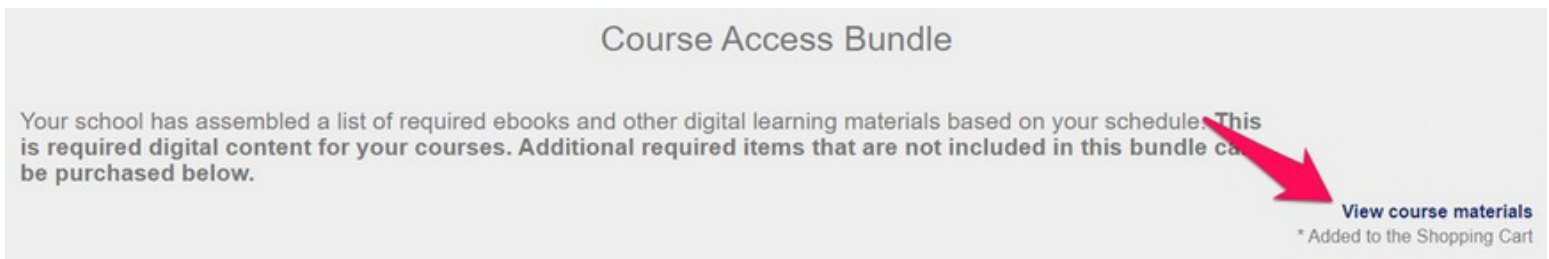
- All eBooks will appear with an orange banner that states: Platform. Click on the book cover icon to access the Platform.
- Once you click on the cover, it will redirect you to either the Platform, or an instruction page with the information that you need to access your textbook.
- Contact EdTech Customer Support (855.338.3245) if you have any questions or click on the green Help button in the lower right hand corner of the screen.

How to Place an Order

Step 1: Click **Store** in the left-hand side of your screen.



Step 2: Your Course Access Bundle is made up of ebooks and/ or print materials that are required purchases, and is located toward the top of your screen. Click on **View Course Materials** to see which books are included in your Course Access Bundle.



Step 3: There may be books to purchase for other courses that are not included in your Course Access Bundle. To purchase books for courses outside of your bundle, click the orange **Add to Cart** button to add each to your cart.




The Broadview Anthology of
British Literature: One-...

ISBN: 9781554812547

New

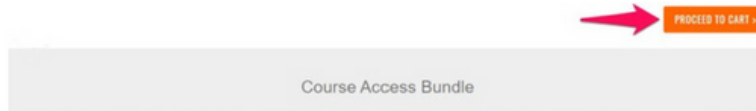
\$75.43

Check out with Amazon ⓘ

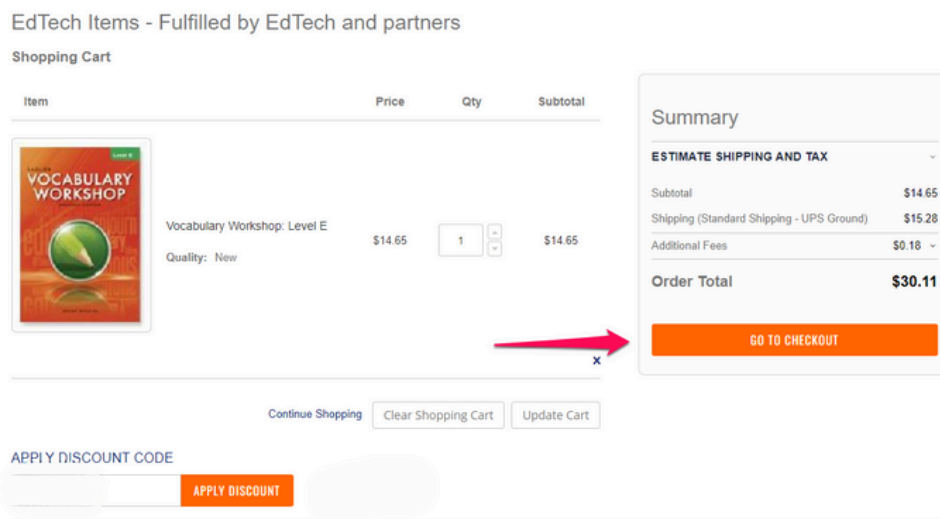
 ADD TO AMAZON CART



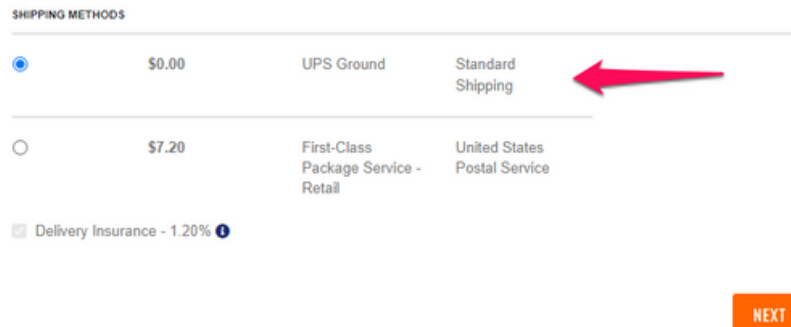
Step 4: In your Bookstore, click the orange **Proceed to Cart** button on the right side of your screen.



Step 5: Then click the orange **Go to Checkout** button on the right.



Step 6: Select shipping under Shipping Methods, then click the orange **Next** button to proceed with your checkout.



Step 7: Select your payment method, enter your billing address and other information and click the white **Update** button.

The screenshot shows the checkout process. On the left, under 'PAYMENT METHOD', the 'Credit Card' option is selected, indicated by a red arrow. In the center, the 'ORDER SUMMARY' shows a subtotal of \$11.99, store credits of -\$11.99, and an order total of \$1.00. Below this, a single item is listed: 'Fahrenheit 451 ePub' for \$11.99. On the right, the 'Credit Card' section contains a form for billing information, including fields for First Name, Last Name, School Name, Street Address (Line 1), Country (set to United States), State/Province, City, Zip/Postal Code (85281), and Phone Number. A red arrow points to the 'Update' button at the bottom right of the form.

Step 8: Enter your payment information and click the orange **Place Order** button.

This screenshot shows the payment information section. It features logos for American Express, VISA, MasterCard, and DISCOVER. Below the logos are input fields for 'Credit Card Number', 'Expiration Date' (with Month and Year dropdowns), and 'CVV'. There are two checkboxes: one checked for 'Save for later use.' and one unchecked for 'By placing an order, you agree to our policy that all eBook sales are final and non-refundable.' At the bottom, a red arrow points to the orange 'PLACE ORDER' button.