



# GMSD BUDGET

**OTHER FUNDS  
SECOND READING  
JUNE 17, 2025**

**FY 26**



# GMSD

## VISION

Inspiring Personal Excellence

## MISSION

Cultivate the knowledge and skills that empower our students to achieve their full potential as lifelong learners and contributing global citizens.

## ABOUT GMSD

Germantown Municipal School District (GMSD) serves more than 5,900 students across seven schools in Germantown, Tennessee. Known for academic excellence, strong parent involvement, and a focus on the whole child, GMSD includes three elementary schools (K-5), one K-8 school, one middle school (6-8), one high school (9-12), and an online learning academy. Since launching in 2014, the district has consistently ranked among the top public school systems in the state.

## INVESTED IN WHAT MATTERS

This year's budget represents more than operational needs—it's a commitment to the bold goals in our Strategic Plan, from narrowing achievement gaps to recruiting and retaining top talent.

Over 75% of our budget is invested in people—because research tells us an effective teacher is the most impactful factor in student success. This plan reflects that priority.

## BUDGET REPORT

**Angela Griffith**, Chairman  
**Ryan Strain**, Vice Chairman  
**Scotty Hendricks Jr.**, Member  
**Brian Curry**, Member  
**Andy Ellis**, Member

**Jason Manuel**, Superintendent  
**Josh Cathey**, Deputy Superintendent  
**Missy Abel**, Assistant Superintendent  
Teaching Learning, and Assessment  
**Chauncey Bland**, Assistant  
Superintendent Student Services  
**Sarah Huffman**, Assistant  
Superintendent Exception Student  
Education  
**Kevin Jones**, Chief Financial Officer  
**Elissa Stratton**, Assistant  
Superintendent Human Resources  
**Kate Crowder**, Communications  
Supervisor



# CONTENTS

## OTHER FUNDS

4

### FEDERAL PROJECTS REVENUES

Consolidated Administration, Title I, Title II, Title III, Title IV, Carl Perkins Basic, IDEA Part B, IDEA Preschool

6

### FEDERAL PROJECTS EXPENDITURES

Consolidated Administration, Title I, Title II, Title III, Title IV, Carl Perkins Basic, IDEA Part B, IDEA Preschool

18

### SCHOOL NUTRITION

37

### CAPITAL IMPROVEMENTS

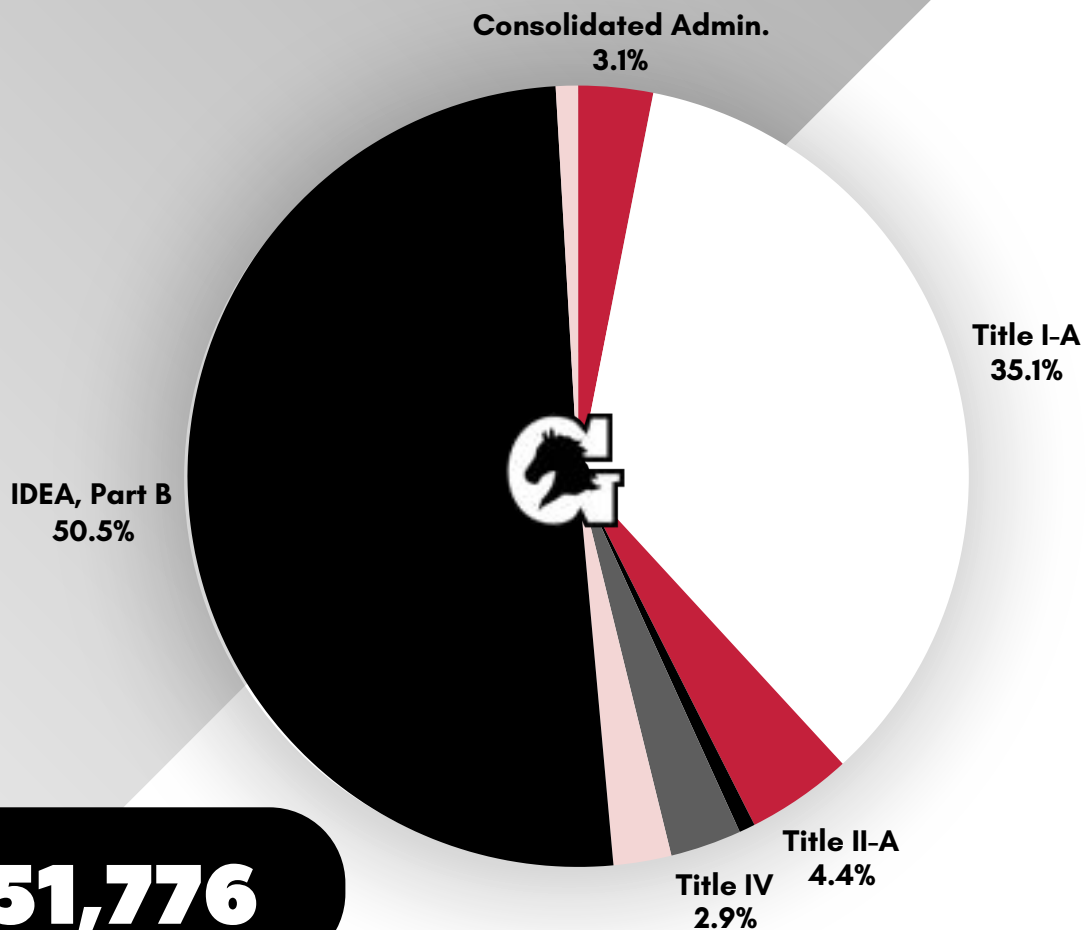
45

### HEALTH INSURANCE

60

### OPEB TRUST

# FEDERAL PROJECTS REVENUES



**\$ 2,551,776**

## SUBCATEGORIES

- Consolidated Admin
- Title I-A
- City Taxes
- Title II-A
- Title III
- Title IV
- Carl Perkins Basic
- "IDEA, Part B"
- IDEA Preschool

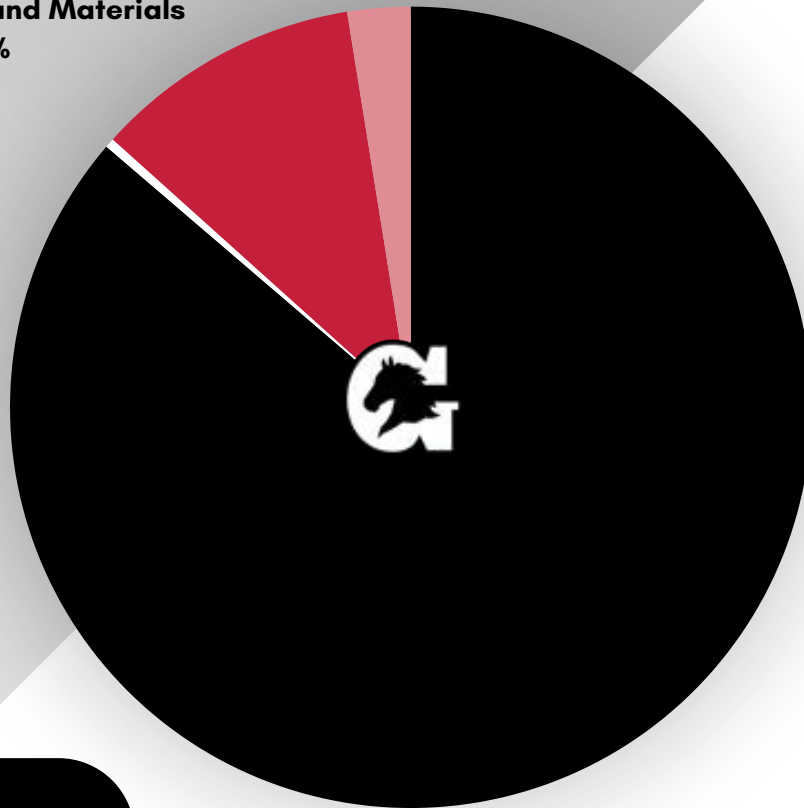
## FEDERAL PROJECTS REVENUES

<u>Program</u>	<u>Description</u>	<u>FY 2026 Budget</u>	<u>FY 2025 Budget</u>	<u>FY 2024 Actual</u>
010	Consolidated Admin.	78,700	76,100	76,296
100	Title I-A	895,174	845,174	264,981
200	Title II-A	111,826	112,225	115,913
300	Title III	16,970	16,667	12,197
400	Title IV	75,266	113,630	60,528
800	Carl Perkins Basic	61,175	62,193	53,780
900	IDEA, Part B	1,289,182	1,264,023	970,665
910	IDEA, Preschool	23,483	23,113	20,665
<b>FEDERAL PROJECTS REVENUES TOTAL:</b>		<b>2,551,776</b>	<b>2,513,125</b>	<b>1,575,025</b>

Title I-A provides funding for children from low-income families. This funding is allocated based on census poverty estimates. Annual IDEA funding also supports special education programs to meet the needs of children with disabilities.

# CONSOLIDATED ADMINISTRATION

Inservice/Staff Development  
10.8%  
Other Supplies and Materials  
0.4%



**\$ 78,700**

Salaries & Fringes Subtotal for 72210 :  
86.3%

## OVERVIEW

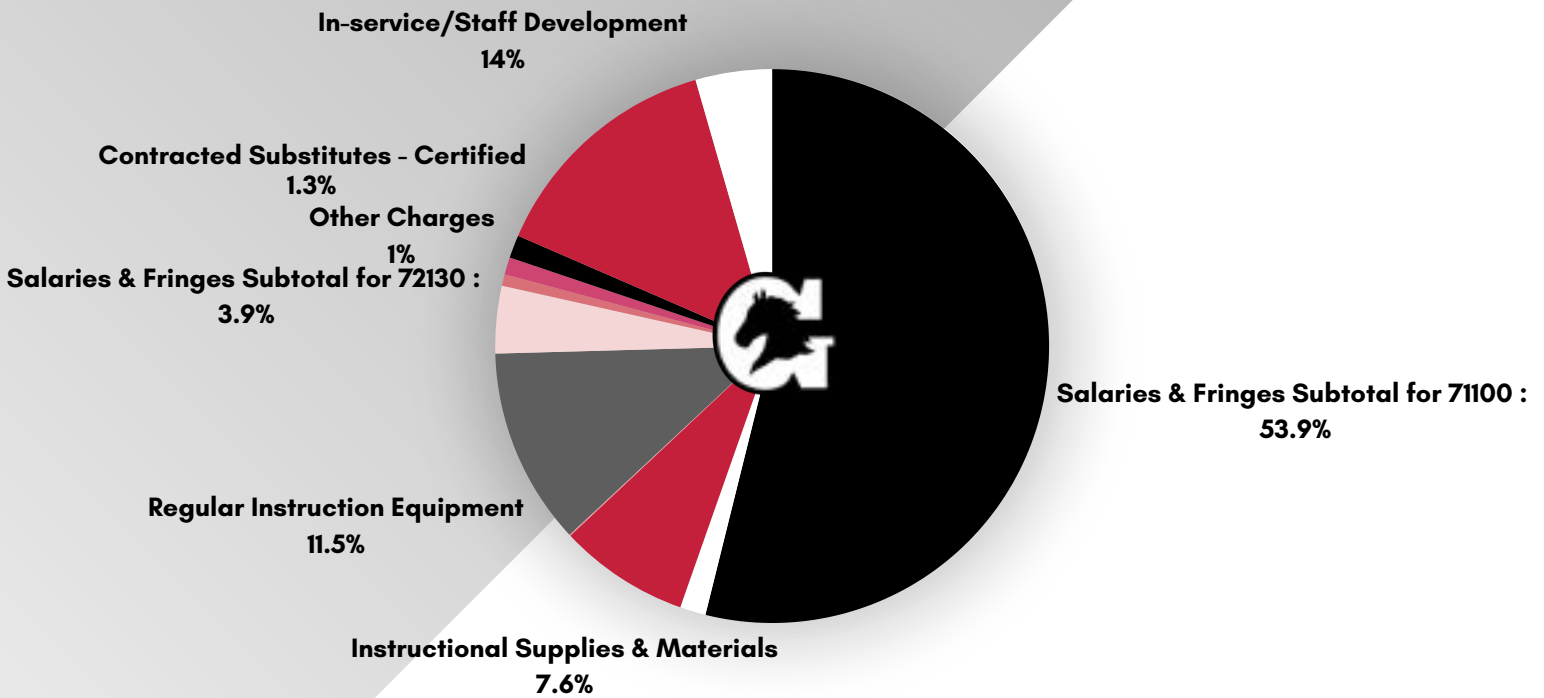
Consolidated Administration funds are utilized to administer Elementary and Secondary Education Act (ESEA) programs which provide services for children, teachers, principals, other instructional staff, and parents. These resources are also used to ensure compliance with all applicable statutes, regulations, and procedures. Programs included are Title I, Part A; Title II, Part A; and Title III, Part A.



## CONSOLIDATED ADMIN

<u>Fund</u>	<u>Description</u>	<u>FY 2026 Budget</u>	<u>FY 2025 Budget</u>	<u>FY 2024 Actual</u>
Support: Regular Instruction (72210)				
189	Other Salaries & Wages (0.5 FTE)	55,235	53,622	52,060
201	Social Security	3,606	3,500	3,060
204	State Retirement	4,000	4,000	3,545
206	Life Insurance	76	76	79
207	Medical Insurance	4,130	4,130	4,127
212	Medicare	850	800	716
	<b>Salaries &amp; Fringes Subtotal for 72210 :</b>	<b>67,897</b>	<b>66,128</b>	<b>63,587</b>
499	Other Supplies and Materials	300	500	-
524	Inservice/Staff Development	8,503	6,472	6,371
790	Other Equipment			-
Transfers Out (99100)				
504	Indirect Costs	2,000	3,000	6,338
	<b>CONSOLIDATED ADMIN TOTAL:</b>	<b>78,700</b>	<b>76,100</b>	<b>76,296</b>

# TITLE I-A



**\$ 895,174**

## OVERVIEW

Title I, Improving Academic Achievement, provides resources to help ensure that all children have a fair, equal, and significant opportunity to obtain a high-quality education, and reach, at a minimum, proficiency on challenging state academic standards and state academic assessments. The major focus of this funding are school improvement, assessment, and accountability.

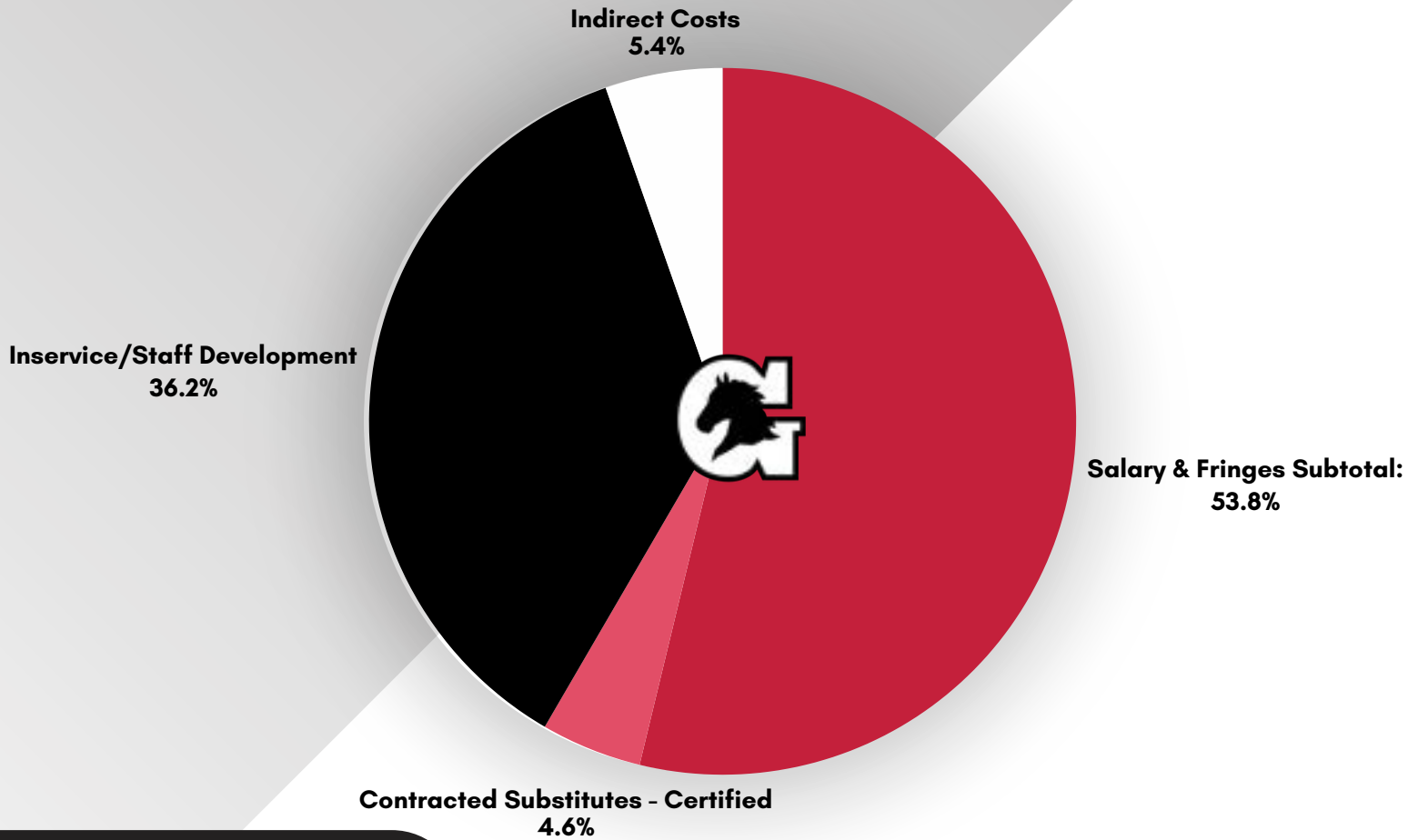
**TITLE I-A**

<b><u>Fund</u></b>	<b><u>Description</u></b>	<b><u>FY 2026 Budget</u></b>	<b><u>FY 2025 Budget</u></b>	<b><u>FY 2024 Actual</u></b>
<b>Regular Instruction (71100)</b>				
116	Teachers	246,600	195,500	125,725
189	Other Salaries & Wages	148,797	214,920	8,420
201	Social Security	24,775	26,810	7,670
204	State Retirement	27,560	37,060	10,606
206	Life Insurance	400	400	186
207	Medical Insurance	28,430	16,000	15,719
212	Medicare	6,293	6,370	1,794
	<b>Salaries &amp; Fringes Subtotal for 71100 :</b>	<b>482,855</b>	<b>497,060</b>	<b>170,120</b>
311	Contracts with Other School Systems			-
399	Other Contracted Services (71100)	-	13,500	-
429	Instructional Supplies & Materials	68,250	28,135	46,650
499	Other Supplies & Materials (71100)	600	600	-
722	Regular Instruction Equipment	103,091	51,200	9,275

**TITLE I-A**

<b>Fund</b>	<b>Description</b>	<b>FY 2026 Budget</b>	<b>FY 2025 Budget</b>	<b>FY 2024 Actual</b>
<b>Other Student Support (72130)</b>				
189	Other Salaries & Wages	28,000	35,000	-
201	Social Security	2,865	3000	-
204	Retirement	3,813	3,800	-
212	Medicare	590	600	-
	<b>Salaries &amp; Fringes Subtotal for 72130 :</b>	<b>35,268</b>	<b>42,400</b>	<b>-</b>
471	Software	6,000	-	-
599	Other Charges	9,041	8,982	465
<b>Support: Regular Instruction (72210)</b>				
189	Other Salaries & Wages	10,500	-	-
201	Social Security	660	-	-
204	Retirement	1,116	-	-
212	Medicare	152	-	-
369	Contracted Substitutes - Certified	12,000	36,195	839
399	Other Contracted Services			-
499	Other Supplies & Materials (72210)	-	-	-
524	In-service/Staff Development	125,641	167,002	16,390
790	Other Equipment			-
<b>Transfers Out (99100)</b>				
504	Indirect Costs	40,000	100	21,242
	<b>TITLE I-A TOTAL:</b>	<b>895,174</b>	<b>845,174</b>	<b>264,981</b>

# TITLE II-A



**\$ 111,826**

## OVERVIEW

Title II, Training & Recruiting, is to increase the academic achievement of all students by helping schools and districts improve teacher and principal quality and ensure that all teachers are highly qualified. These funds are utilized to provide professional development activities.

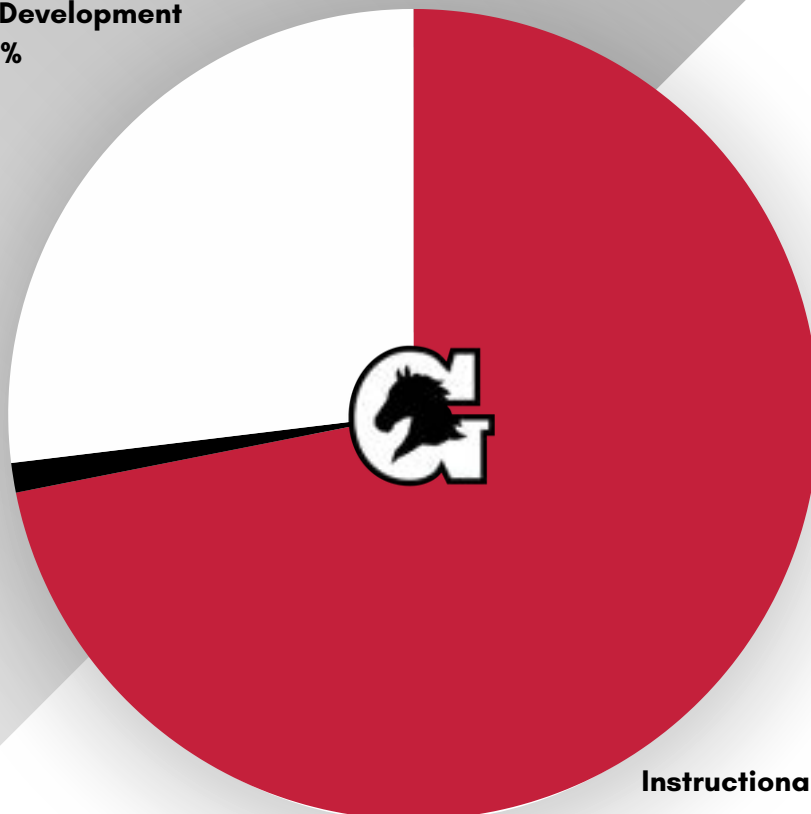
## TITLE II-A

<u>Fund</u>	<u>Description</u>	<u>FY 2026 Budget</u>	<u>FY 2025 Budget</u>	<u>FY 2024 Actual</u>
<b>Support: Regular Instruction (72210)</b>				
189	Other Salaries & Wages	49,556	46,556	44,531
201	Social Security	3,100	2,900	2,595
204	State Retirement	3,380	3,200	3,050
206	Life Insurance	60	60	60
207	Medical Insurance	3,310	3,310	3,302
212	Medicare	725	700	607
	<b>Salary &amp; Fringes Subtotal:</b>	<b>60,131</b>	<b>56,726</b>	<b>54,145</b>
369	Contracted Substitutes - Certified	5,160	5,160	387
524	Inservice/Staff Development	40,535	44,339	51,752
<b>Transfers Out (99100)</b>				
504	Indirect Costs	6,000	6,000	9,629
	<b>TITLE II-A TOTAL:</b>	<b>111,826</b>	<b>112,225</b>	<b>115,913</b>

# TITLE III

Inservice/Staff Development  
26.9%

Other Supplies & Materials  
1.2%

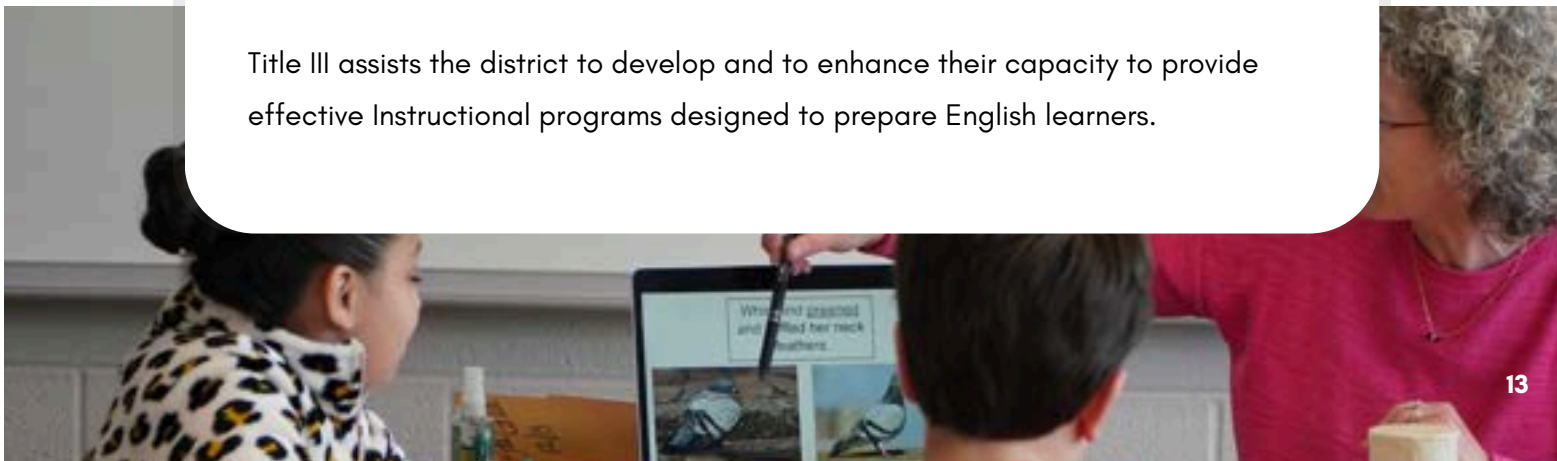


Instructional Supplies & Materials  
71.9%

**\$ 16,970**

## OVERVIEW

Title III assists the district to develop and to enhance their capacity to provide effective Instructional programs designed to prepare English learners.



**TITLE III**

<u>Fund</u>	<u>Description</u>	<u>FY 2026 Budget</u>	<u>FY 2025 Budget</u>	<u>FY 2024 Actual</u>
<b>Regular Instruction (71100)</b>				
429	Instructional Supplies & Materials	12,201	11,898	11,887
<b>Other Student Support (72130)</b>				
499	Other Supplies & Materials	200	200	160
<b>Support: Regular Instruction (72210)</b>				
524	Inservice/Staff Development	4,569	4,569	150
<b>TITLE III TOTAL:</b>		<b>16,970</b>	<b>16,667</b>	<b>12,197</b>

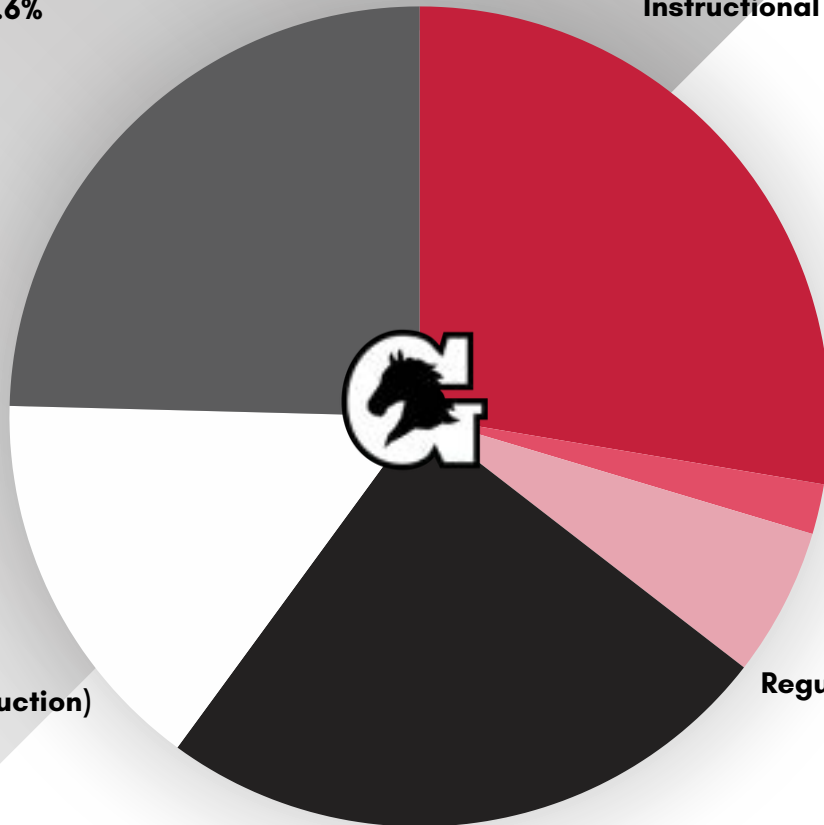
**Students in GMSD bring global flavor to the classroom, speaking more than 40 different languages across the district.**



# TITLE IV

Inservice/Staff Development (Ed Tech)  
24.6%

Instructional Supplies & Materials  
27.6%



Other Supplies & Materials  
2%

Regular Instruction Equipment  
5.9%

Inservice/Staff Development (Instruction)  
15.4%

Other Supplies & Materials  
24.6%

**\$75,266**

## OVERVIEW

Title IV, Student Support and Academic Enrichment (SSAE), is intended to improve students' academic achievement by increasing the capacity of state educational agencies, local educational agencies, and local communities to provide all students with access to a well-rounded education, improve school conditions for student learning, and improve the use of technology to improve the digital literacy of all students.

## TITLE IV

<u>Fund</u>	<u>Description</u>	<u>FY 2026 Budget</u>	<u>FY 2025 Budget</u>	<u>FY 2024 Actual</u>
<b>Regular Instruction (71100)</b>				
169	Part-Time Personnel	-	30,000	-
201	Social Security	-	1,900	-
204	State Retirement	-	3,200	-
212	Medicare	-	500	-
	<b>Salary &amp; Fringes Subtotal:</b>	-	35,600	-
429	Instructional Supplies & Materials	18,000	11,200	11,867
499	Other Supplies & Materials	1,284	5,871	9,763
722	Regular Instruction Equipment	3,808	8,589	6,355




**Title IV funds a variety of programs including art instruction, digital theatre, and musical instruments.**

## TITLE IV

<u>Fund</u>	<u>Description</u>	<u>FY 2026 Budget</u>	<u>FY 2025 Budget</u>	<u>FY 2024 Actual</u>
<b>Health Services (72120)</b>				
399	Other Contracted Services	5,000	-	-
499	Other Supplies & Materials	16,000	18,950	-
<b>Support: Regular Instruction (72210)</b>				
369	Contracted Substitutes - Certified	5,160	-	-
524	Inservice/Staff Development	10,000	11,850	29,567
790	Other Equipment	-	-	476
<b>Education Technology (72250)</b>				
524	Inservice/Staff Development	16,014	21,000	-
<b>Transfers Out (99100)</b>				
504	Indirect Costs	-	570	2,500
<b>TITLE IV TOTAL:</b>		<b>75,266</b>	<b>113,630</b>	<b>60,528</b>

**Title IV also funds school health initiatives such as suicide prevention, nursing supplies, and professional development for the lead nurse, lead PE teacher, social workers, and school counselors.**

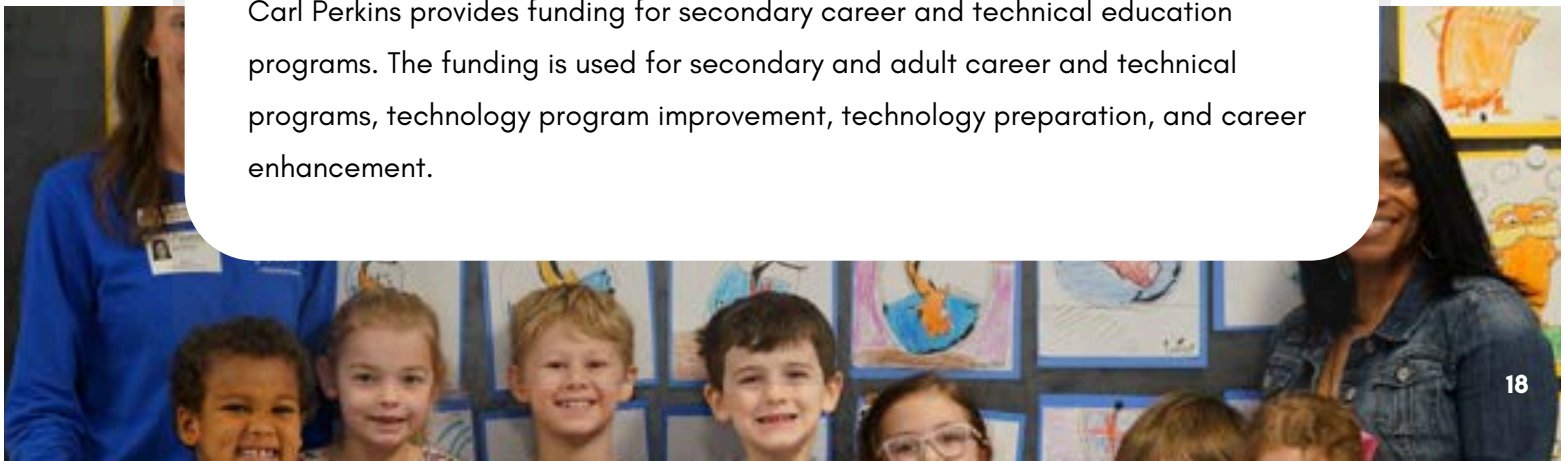
# CARL PERKINS BASIC



**\$ 61,175**

## OVERVIEW

Carl Perkins provides funding for secondary career and technical education programs. The funding is used for secondary and adult career and technical programs, technology program improvement, technology preparation, and career enhancement.

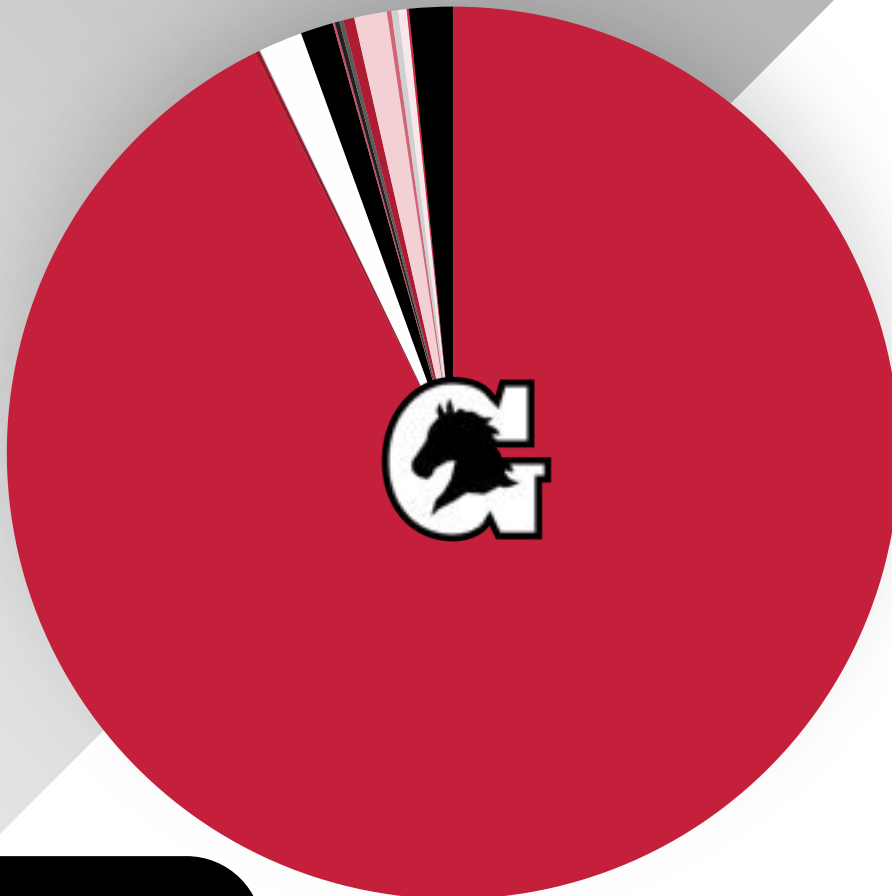


## CARL PERKINS BASIC

<u>Fund</u>	<u>Description</u>	<u>FY 2026 Budget</u>	<u>FY 2025 Budget</u>	<u>FY 2024 Actual</u>
<b>Vocational Instruction (71300)</b>				
369	Contracted Substitutes - Certified	4,193	5,000	-
429	Instructional Supplies & Materials	2,000	2,000	19,255
471	Software	12,582	16,754	
499	Other Supplies & Materials	8,918	10,000	9,280
730	Vocational Instruction Equipment	15,095	-	-
<b>Other Student Support (72130)</b>				
355	Travel	-	-	4,800
399	Other Contracted Services	-	-	-
524	In-service/Staff Development	8,300	10,000	18,000
<b>Support: Vocational Education (72230)</b>				
524	In-service/Staff Development	3,687	6,000	-
790	Other Equipment	-	-	2,445
<b>Transportation (72710)</b>				
315	Contracts w/ Vehicle Owners	6,400	12,439	
<b>Transfers Out (99100)</b>				
504	Indirect Costs	-	-	-
<b>CARL PERKINS BASIC TOTAL:</b>		<b>61,175</b>	<b>62,193</b>	<b>53,780</b>

# IDEA PART B

Other Contracted Services  
1.6%



**\$1,289,182**

Salaries & Fringes Subtotal for 71200 :  
92.7%

## OVERVIEW

IDEA, Part B, is for students ranging in ages of three through twenty-one who are eligible for special education services. The Individuals with Disabilities in Education Act (IDEA, Part B) provides services such as specialized instruction and programs, interpretation services, and behavior interventions.

## IDEA-B

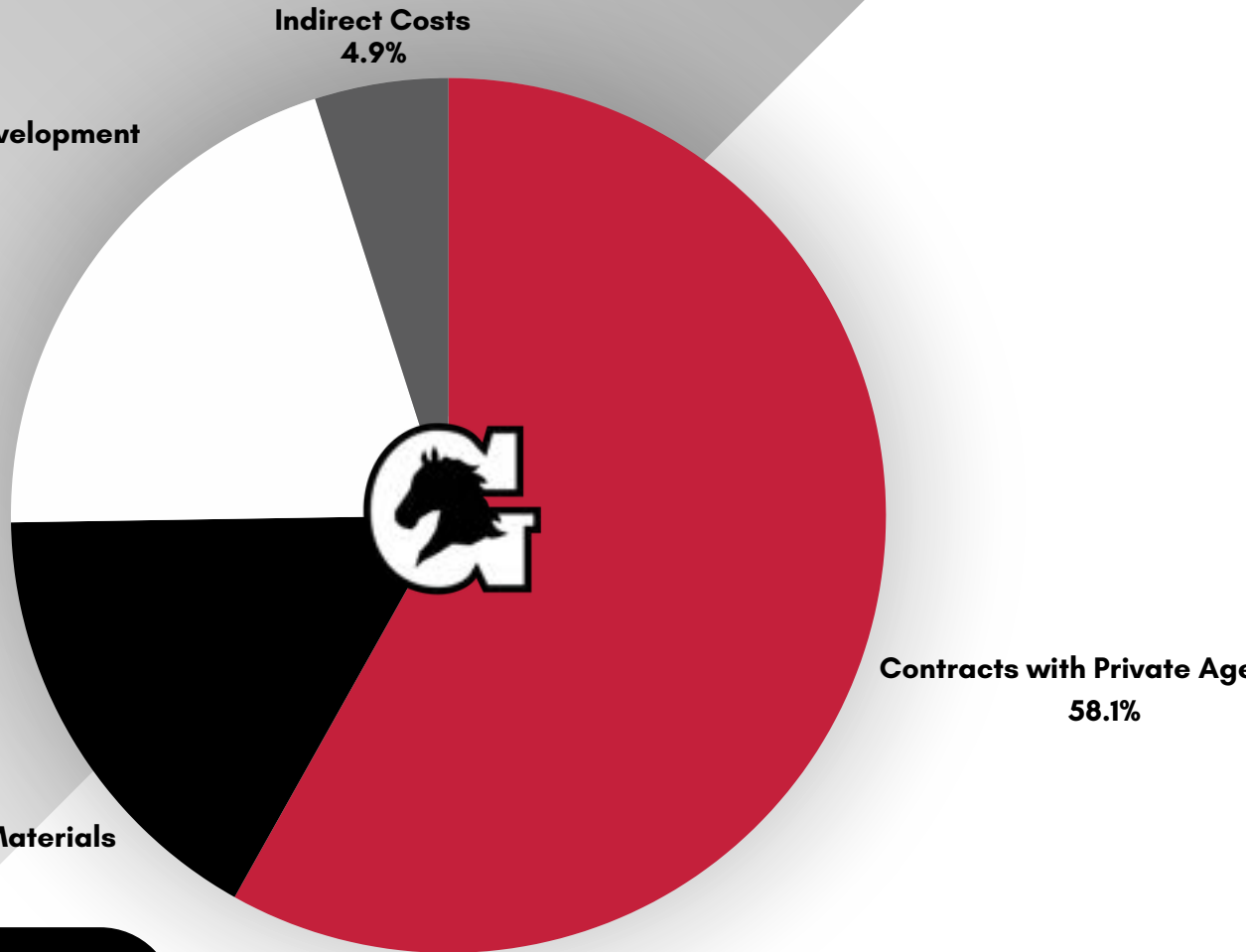
<u>Fund</u>	<u>Description</u>	<u>FY 2026 Budget</u>	<u>FY 2025 Budget</u>	<u>FY 2024 Actual</u>
<b>Special Education (71200)</b>				
116	Teachers (2 FTEs)	151,000	130,229	142,119
163	Educational Assistants (20 FTEs)	604,719	673,805	480,057
188	Instructional Responsibility	75,000	500	2,233
201	Social Security	57,294	57,294	35,432
204	State Retirement	87,435	87,435	48,978
206	Life Insurance	8,769	8,769	925
207	Medical Insurance	176,000	141,800	74,091
212	Medicare	13,306	13,306	8,286
	<b>Salaries &amp; Fringes Subtotal for 71200 :</b>	<b>1,173,523</b>	<b>1,113,138</b>	<b>792,121</b>
312	Contracts with Private Agencies	20,159	5,000	60,069
369	Contracts for Substitute Teachers - Certified	2,000	2,000	3,160
370	Contracts for Substitute Teachers - Non-certified	500	2,000	-
399	Other Contracted Services	20,000	55,000	841
429	Instructional Supplies & Materials	15,000	15,000	30,019
499	Other Supplies & Materials	1,000	9,678	6,475
725	SPED Equipment	2,000	10,000	6,455

The Exceptional Student Education (ESE) Department facilitates opportunities for students ages 3 through 22 with an educational disability,

## IDEA-B

<u>Fund</u>	<u>Description</u>	<u>FY 2026 Budget</u>	<u>FY 2025 Budget</u>	<u>FY 2024 Actual</u>
<b>SPED Support (72220)</b>				
312	Contracts with Private Agencies	2,000	8,600	-
322	Evaluation & Testing	5,000	3,000	14,369
355	Travel	-	-	-
499	Other Supplies & Materials	3,000	-	-
524	Inservice/Staff Development	<b>10,000</b>	2,107	20,711
599	Other Charges	<b>7,000</b>	500	4,857
<b>Transportation (72710)</b>				
338	Maintenance and Repairs - Vehicles	3,000	3,000	-
425	Gasoline	4,000	4,000	1,362
511	Vehicle Insurance	1,000	1,000	226
729	Transportation Equipment	-	-	-
<b>Transfers Out (99100)</b>				
504	Indirect Costs	20,000	30,000	30,000
<b>IDEA-B TOTAL:</b>		<b>1,289,182</b>	<b>1,264,023</b>	<b>970,665</b>

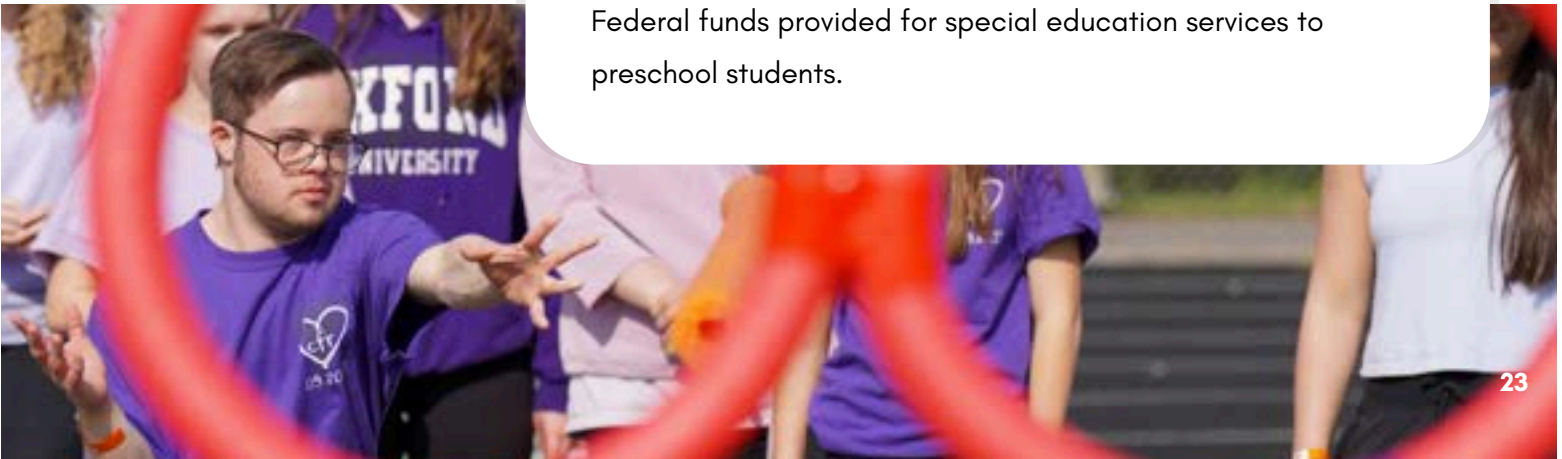
# IDEA PRESCHOOL



**\$23,483**

## OVERVIEW

Federal funds provided for special education services to preschool students.



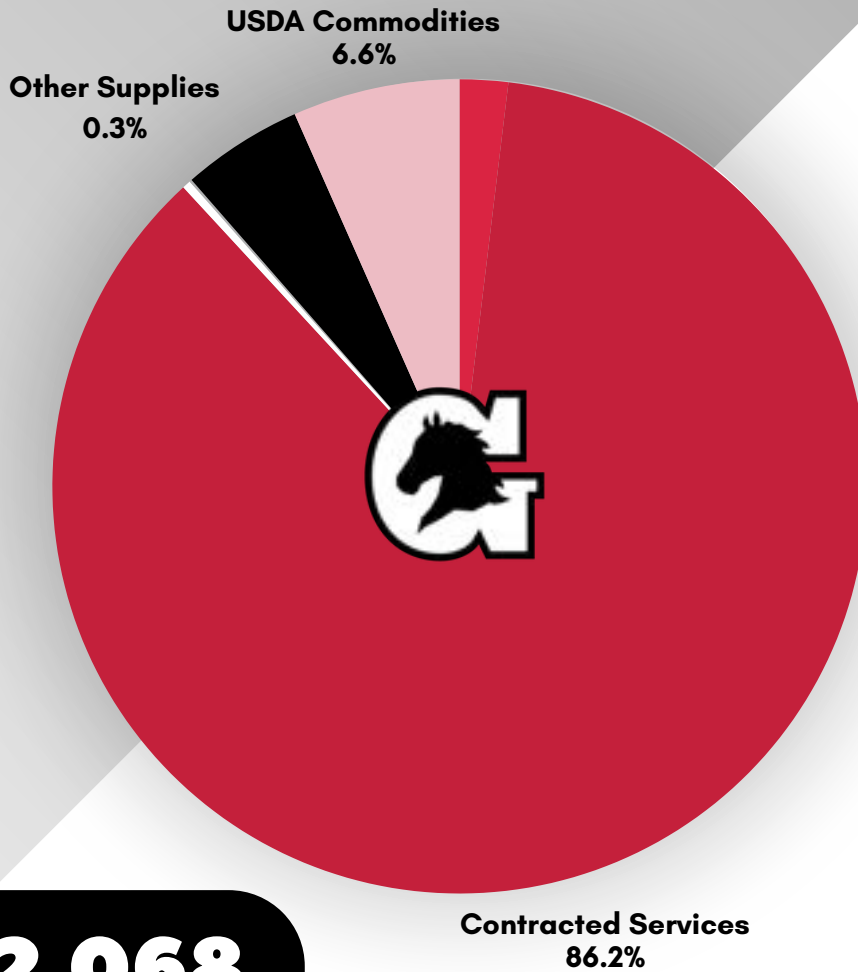
## IDEA- PRESCHOOL

<u>Fund</u>	<u>Description</u>	<u>FY 2026 Budget</u>	<u>FY 2025 Budget</u>	<u>FY 2024 Actual</u>
<b>Special Education (71200)</b>				
399	Other Contracted Services	13,650	514	285
429	Instructional Supplies & Materials	3,903	17,039	15,000
725	Special Education Equipment	-	-	-
<b>Support: Special Education (72220)</b>				
524	Inservice/Staff Development	4,772	4,772	4,592
<b>Transfers Out (99100)</b>				
504	Indirect Costs	1,158	788	788
<b>IDEA- PRESCHOOL TOTAL:</b>		<b>23,483</b>	<b>23,113</b>	<b>20,665</b>



GMSD currently has eight early childhood preschool programs located in four elementary schools that serve students identified with disabilities, ages 3 - 5.

# SCHOOL NUTRITION



**\$ 2,082,068**

## OVERVIEW

SFE, an independent contractor, is responsible for all District cafeteria operations. All sales and USDA breakfast and lunch reimbursements are received directly by the District.



## SCHOOL NUTRITION

### REVENUES

<u>Acct</u>	<u>Description</u>	<u>FY 2026</u> <u>Budget</u>	<u>FY 2025</u> <u>Budget</u>	<u>FY 2024</u> <u>Actual</u>
43521	Lunch Income- Children	815,560	832,642	798,478
43522	Lunch Income- Adults	16,879	23,969	9,789
43523	Breakfast Income	48,846	48,531	49,161
43525	Ala Carte Sales	679,974	774,762	585,185
47111	USDA Lunch	396,530	389,263	403,797
47113	USDA Breakfast	45,650	44,600	46,699
47112	USDA Commodities	138,074	122,889	153,258
47121	Miscellaneous - Other Revenue - Catering	7,296	6,500	8,091
47590	Other Federal Through State	60,729	26,162	95,295
	<b>Transfers In</b>			-
	Reserves	-	-	-
	<b>TOTAL NUTRITION REVENUES:</b>	<b>2,209,536</b>	<b>2,269,318</b>	<b>2,149,753</b>

**Includes federal reimbursements from the Federal Government for meals served, payments made by students, teachers, and parents eating at schools, and other miscellaneous revenues.**

## SCHOOL NUTRITION

### EXPENDITURES

<u>Acct</u>	<u>Description</u>	<u>FY 2026 Budget</u>	<u>FY 2025 Budget</u>	<u>FY 2024 Actual</u>
336	Maintenance & Repairs - Equipment	40,000	40,000	45,606
399	Contracted Services	1,794,994	1,984,919	1,605,069
499	Other Supplies	7,000	7,000	2,161
524	In-service/Staff development	2,000	2,000	628
707	Building Improvements	-	-	125,467
710	Equipment	100,000	100,000	188,434
469	USDA Commodities	138,074	122,889	153,258
	<b>TOTAL NUTRITION EXPENDITURES:</b>	2,082,068	2,256,808	2,120,623
	<b>CHANGE IN CAFETERIA FUND BALANCE:</b>	127,468	12,510	29,130

**Includes expected contracted service to food service management company.**

# CAPITAL IMPROVEMENTS

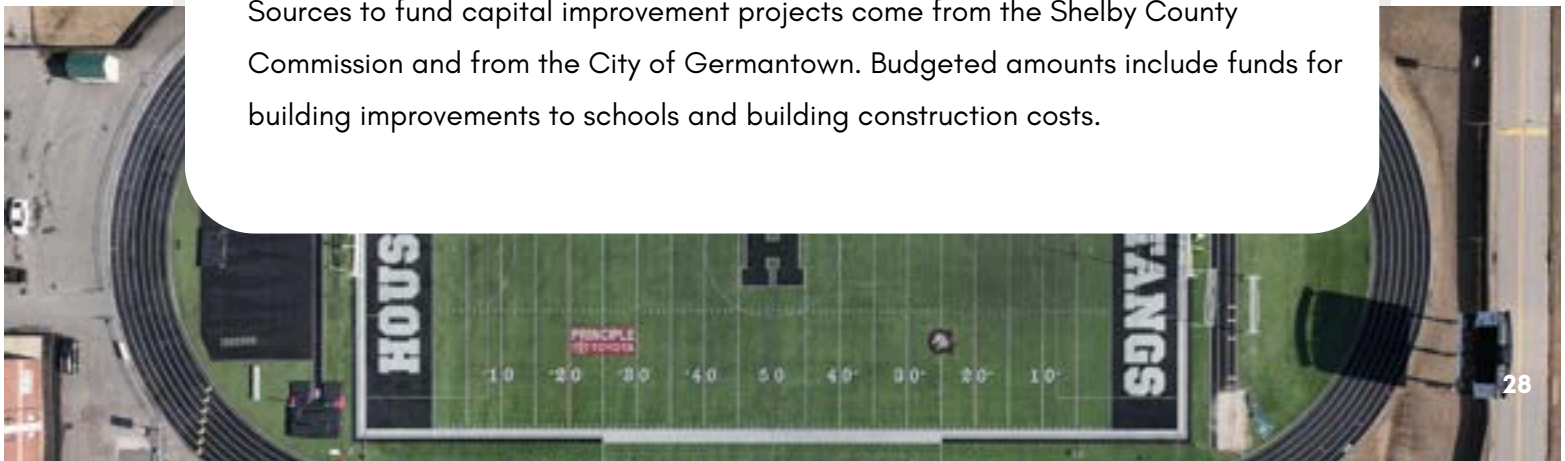


**\$3,000,000**

**Building Improvements**  
100%

## OVERVIEW

Sources to fund capital improvement projects come from the Shelby County Commission and from the City of Germantown. Budgeted amounts include funds for building improvements to schools and building construction costs.



## CAPITAL IMPROVEMENT

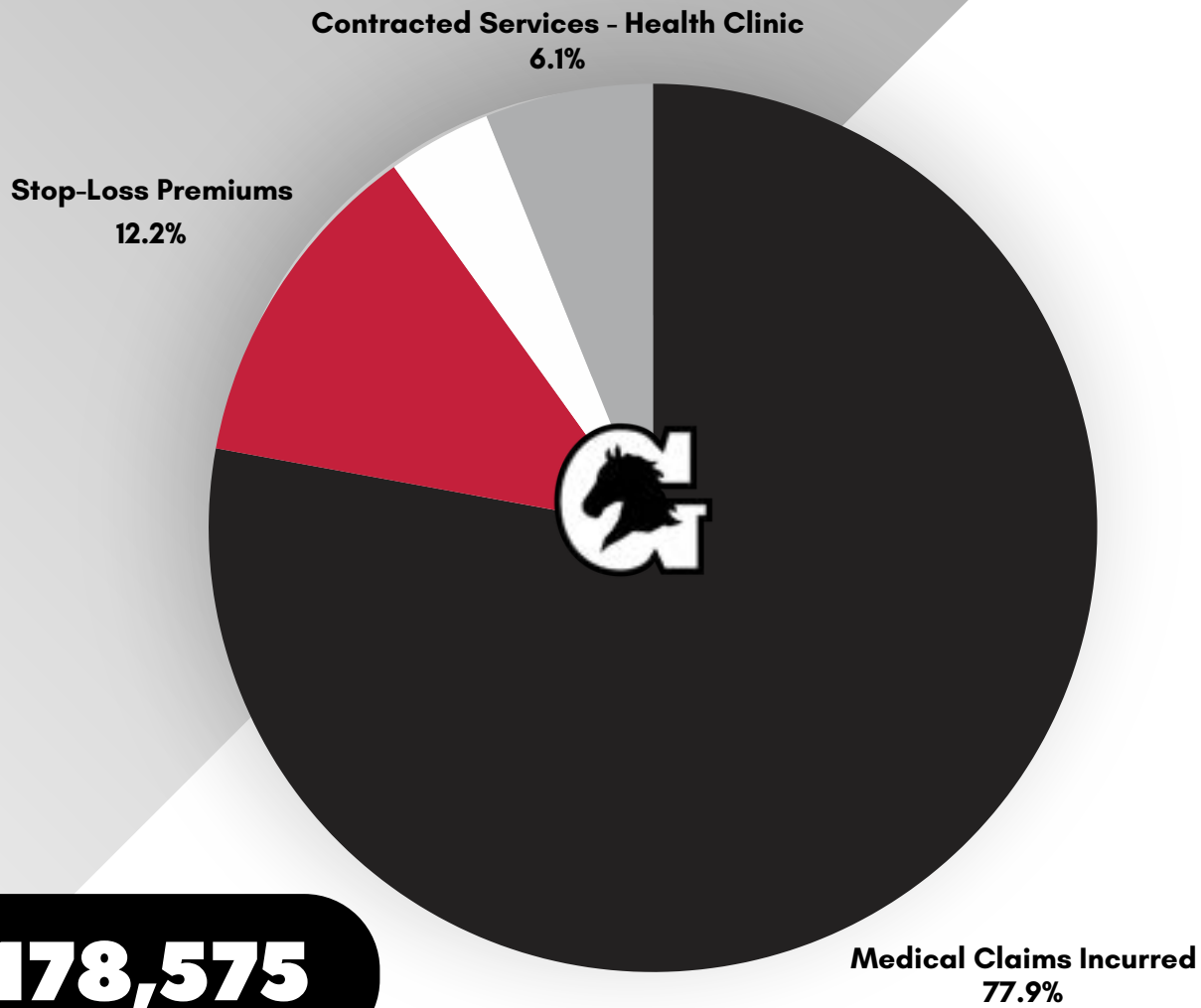
### REVENUES

<u>Acct</u>	<u>Description</u>	<u>FY 2026 Budget</u>	<u>FY 2025 Budget</u>	<u>FY 2024 Actual</u>
44190	County Commission	2,500,000	2,500,000	2,800,861
39000	Reserves	500,000	2,065,657	
	<b>TOTAL CAPITAL IMPROV. REVENUE:</b>	<b>3,000,000</b>	<b>4,565,657</b>	<b>2,800,861</b>

### EXPENDITURES

<u>Acct</u>	<u>Description</u>	<u>FY 2026 Budget</u>	<u>FY 2025 Budget</u>	<u>FY 2024 Actual</u>
304	Architects	-	-	-
706	Building Construction	-	-	139,627
707	Building Improvements	3,000,000	4,565,657	252,514
790	Other Equipment	-	-	-
	<b>TOTAL CAPITAL IMPROV. EXPENDITURES:</b>	<b>3,000,000</b>	<b>4,565,657</b>	<b>392,141</b>
	<b>CHANGE IN CAPITAL IMPROVEMENT FUND BALANCE:</b>	<b>-</b>	<b>-</b>	<b>2,408,720</b>

# HEALTH INSURANCE



**\$8,178,575**

## OVERVIEW

During 20 pay periods of the year, employees, through payroll deduction, and the District make contributions to the health insurance fund to pay actual medical and pharmacy claims incurred during the year. Stop-loss insurance covers any claims above \$125,000. Contributions also cover any administrative expenses paid to third-party administrators and consultants.

## HEALTH INSURANCE

### REVENUES

<u>Acct</u>	<u>Description</u>	<b>FY 2026</b> <b><u>Budget</u></b>	<b>FY 2025</b> <b><u>Budget</u></b>	<b>FY 2024</b> <b><u>Actual</u></b>
42000	Employee Contributions	2,203,215	2,028,640	2,006,933
42100	Employer Contributions	4,675,360	3,731,200	5,362,832
42500	COBRA payments	0	0	0
42900	Other Income	100,000	160,000	160,912
44110	Interest income	0	0	32,375
	Reserves	1,200,000	1,280,160	0
<b>TOTAL HEALTH INSURANCE FUND REVENUES:</b>		<b>8,178,575</b>	<b>7,200,000</b>	<b>7,563,052</b>

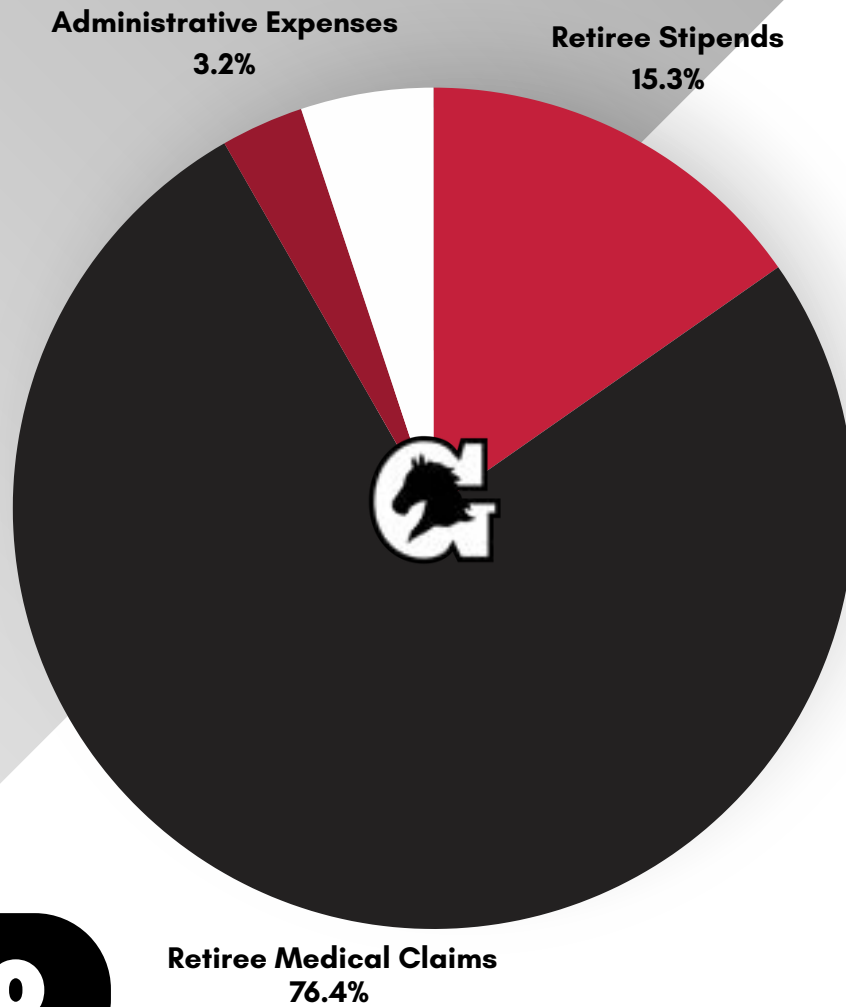
### EXPENDITURES

<u>Acct</u>	<u>Description</u>	<b>FY 2026</b> <b><u>Budget</u></b>	<b>FY 2025</b> <b><u>Budget</u></b>	<b>FY 2024</b> <b><u>Actual</u></b>
280	Medical Claims Incurred	6,226,575	5,500,000	6,455,923
281	Stop-Loss Premiums	1,100,000	900,000	844,150
282	Administrative Expenses	312,000	300,000	302,003
399	Contracted Services - Health Clinic	540,000	500,000	449,617
<b>TOTAL HEALTH INSURANCE FUND EXPENDITURES:</b>		<b>8,178,575</b>	<b>7,200,000</b>	<b>8,051,693</b>

<b>CHANGE IN HEALTH INSURANCE FUND BALANCE:</b>	<b>0</b>	<b>0</b>	<b>-488,641</b>
---	----------	----------	-----------------

Includes employees' and the District's contributions for health insurance. Other income includes pharmacy rebates. Includes claims expense for medical and pharmacy, stop loss premiums, and third-party administrative expenses.

# OPEB TRUST



**\$785,000**

## OVERVIEW

The District and retirees participating in the health insurance plan make contributions to the Other Post-Employment Benefits (OPEB) trust during the year. Contributions cover actual retiree medical and pharmacy claims, retiree stipends to help cover premiums, certain health and life insurance premiums, custodial and investment management fees, and actuarial costs.

## OPEB TRUST

### REVENUES

<u>Acct</u>	<u>Description</u>	<u>FY 2026 Budget</u>	<u>FY 2025 Budget</u>	<u>FY 2024 Actual</u>
42100	Employer Contributions	547,000	755,000	555,908
42200	Retiree Contributions	96,000	80,000	96,000
44110	Investment Income	75,000	75,000	127,973
44111	Unrealized and Realized Gain/Loss on Investment	318,000	318,000	424,016
	<b>TOTAL OPEB TRUST FUND REVENUES:</b>	<b>1,036,000</b>	<b>1,228,000</b>	<b>1,203,897</b>

### EXPENDITURES

<u>Acct</u>	<u>Description</u>	<u>FY 2026 Budget</u>	<u>FY 2025 Budget</u>	<u>FY 2024 Actual</u>
280	Retiree Stipends	120,000	110,000	106,500
281	Retiree Medical Claims	600,000	600,000	515,510
282	Administrative Expenses	25,000	25,000	20,850
283	Health and Life Insurance Premiums	40,000	50,000	28,476
	<b>TOTAL OPEB TRUST FUND EXPENDITURES:</b>	<b>785,000</b>	<b>785,000</b>	<b>671,336</b>
	<b>CHANGE IN OPEB TRUST FUND BALANCE:</b>	<b>251,000</b>	<b>443,000</b>	<b>532,561</b>

Includes district-paid health and life insurance benefits for retirees, retiree contributions from TCRS, a 6% assumed investment return, medical and pharmacy claims, retiree health stipends, insurance premiums, and third-party admin costs.