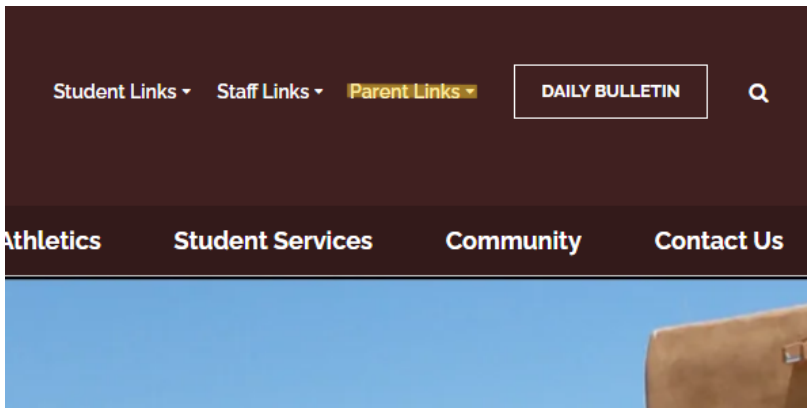


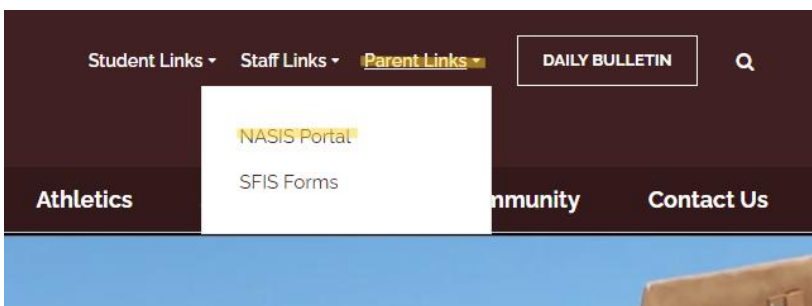


## NASIS Portal Annual Student Registration Access



Visit, our website at  
<http://www.sfis.k12.nm.us>

From the SFIS website home page, at the top right corner find, "Parent Links."



Click, "Parent Links."

In the drop-down menu, click, "NASIS Portal."



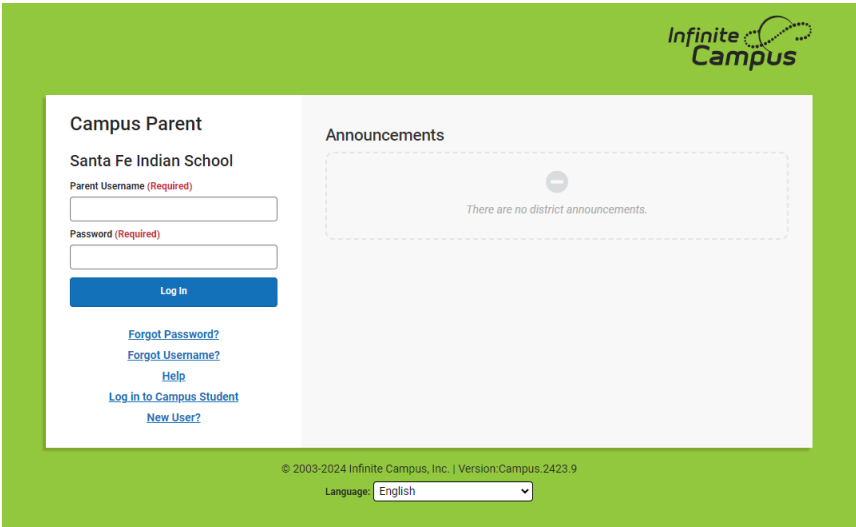
Click, "Campus Parent."

Click, "Continue."

### Access To A U.S. Government Information System

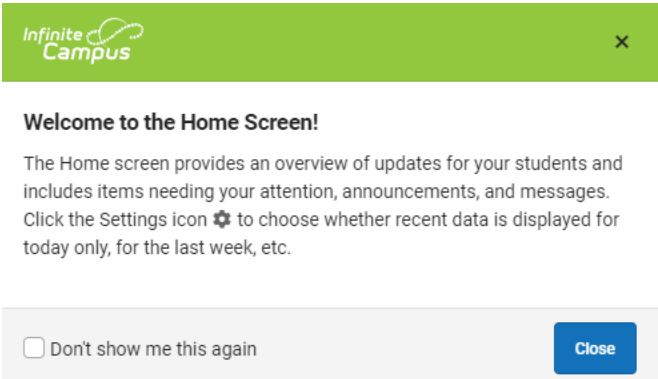
This computer system, including all related equipment, networks, and network devices (including Internet access), is provided by the Department of the Interior (DOI) in accordance with the agency policy for official use and limited personal use. All agency computer systems may be monitored for all lawful purposes, including but not limited to, ensuring that use is authorized, for management of the system, to facilitate protection against unauthorized access, and to verify security procedures, survivability and operational security. Any information on this computer system may be examined, recorded, copied and used for authorized purposes at any time. All information, including personal information, placed or sent over this system may be monitored, and users of this system are reminded that such monitoring does occur. Therefore, there should be no expectation of privacy with respect to use of this system. By logging into this agency computer system, you acknowledge and consent to the monitoring of this system. Evidence of your use, authorized or unauthorized, collected during monitoring may be used for civil, criminal, administrative, or other adverse action. Unauthorized or illegal use may subject you to prosecution.

Continue



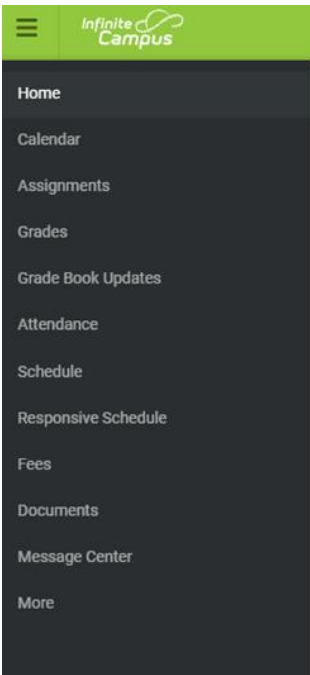
Type your username in the “Parent Username” box. Type your password in the “Password” box.

Click, “Log in.”

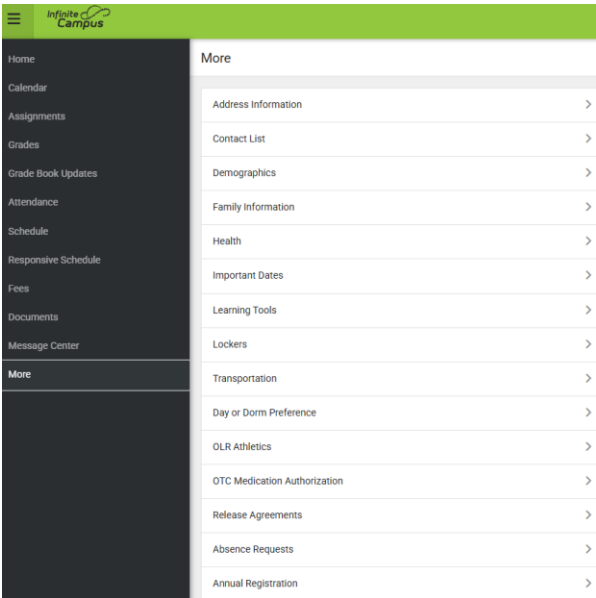


Success! You should see the “Welcome to the Home Screen” prompt along with your student’s information in the background. After reading, click, “Close.”

You are now free to explore your NASIS Portal and to begin your student’s annual registration.



To reach the Annual Student Registration, find your account menu. If you do not immediately see your menu options, try clicking the three bars at the top left of your screen. The menu options should appear on the left side of your student’s Home Page. Click, “More” at the bottom of the list.



Click, "Annual Registration" at the bottom of the list.

Click, "Start" on the 25-26 Annual Student Registration.  
**Registration must be completed and include required documents no later than 8/8/25.**

< Back | Registration

Annual Student Registration		
NAME	STATUS	ACTION
25-26 SFIS Annual Student Registration	NOT STARTED	Start

The registration can be saved and worked on as needed till completed, including uploading required documents.

Note: The Registration will pop-up in a new window on your computer but is still tied to the page where you clicked, "Start." Every 4-minutes return to the "Start" page, click anywhere on the page to keep your registration active. Otherwise, the registration pop-out page may time out and your information will not be saved.

Contact Admissions at 505-989-6370, or [admissions@sfis.k12.nm.us](mailto:admissions@sfis.k12.nm.us), if you need assistance.