

SOUTH COUNTRY CENTRAL SCHOOL DISTRICT
East Patchogue, New York



2025-2026
BUDGET

April 23, 2025

SOUTH COUNTRY C.S.D. BOARD OF EDUCATION

Chris Picini	President
Joseph Barry	Vice President
Deborah DeLillo	Trustee
Cheryl A. Felice	Trustee
E. Anne Hayes	Trustee
Tara Kavanagh	Trustee

SOUTH COUNTRY C.S.D. ADMINISTRATION

Mr. Antonio Santana	Superintendent of Schools
Ms. Jennifer Segui	Assistant Superintendent for Finance and Management Services
Ms. Jaclyn O'Hagan	Assistant Superintendent for Curriculum and Instruction
Mr. Jason Huntsman	Assistant Superintendent for Human Resources

**South Country Central School District
Proposed Expenditure Budget by Component
2025-26**

Function Description	2024-25			2025-26		
	Administration	Program	Capital	Administration	Program	Capital
Board of Education	128,150	0	0	134,316		
Central Administration	352,478			358,856		
Finance	1,107,419			1,171,418		
Legal Services	416,248			431,885		
Personnel	452,766			462,360		
Records Management	0			44,613		
Public Information	59,661			71,001		
Operation of Plant			9,517,281			10,210,705.61
Maintenance of Plant			373,101			384,379
Other Central Services	4,622,444			4,865,861		
Judgments & Claims						
Refund of Taxes						
Other Special Items						
Curriculum Development & Supervision	1,088,234			949,312		
Supervision-Regular School	4,713,944			4,437,423		
Supervision-Special School						
Research, Planning & Evaluation	50,014			51,549		
Instruction (Net of Supervision)		67,961,901			68,810,905	
Purchase of Buses	0	0	0	0	0	0
Other District Transportation	0	151,888		0	153,526	
Garage Building	0	0	0	0		0
Contract Transportation	0	10,060,376	0	0	11,463,497	0
Community Services	0	0	0	0	0	0
Employee Benefits	4,222,292	25,504,713	3,214,451	4,381,138	27,251,038	3,576,545
Debt Service			7,760,425			7,653,950
Transfer to Capital			1,000,000			0
Transfer to Debt Service	0	0	0	0	0	0
Other Transfers	0	300,000		0	300,000	
TOTAL	17,213,649	103,978,878	21,865,258	17,359,732	107,978,966	21,825,579
PERCENTAGE OF BUDGET	12.03%	72.68%	15.28%	11.80%	73.37%	14.83%
GRAND TOTAL			143,057,785			147,164,277

SOUTH COUNTRY CSD

Budgeting Appropriation Status Report For 2025-26 Approp Budget v3 (Detail)



Account	Description	2025 - 26 Proposed Budget	2024 - 25 Budget	Dollar Change	Percent Change
A 1010.475-00	CONFERENCE AND TRAVEL - BD OF ED	5,500.00	4,000.00	1,500.00	37.500%
A 1010.501-00	SUPPLIES - BD OF ED	1,100.00	1,100.00	0.00	0.000%
1010	BOARD OF EDUCATION *	6,600.00	5,100.00	1,500.00	29.412%
A 1040.160-00	SAL DISTRICT CLERK DW	84,666.00	80,000.00	4,666.00	5.833%
A 1040.400-00	CONTRACT SERVICES - DISTRICT CLERK			0.00	<N/A>
A 1040.475-00	CONFERENCE & TRAVEL- DISTRICT CLERK	350.00	350.00	0.00	0.000%
A 1040.501-00	SUPPLIES - DISTRICT CLERK	700.00	700.00	0.00	0.000%
1040	DISTRICT CLERK *	85,716.00	81,050.00	4,666.00	5.757%
A 1060.433-00	RENTAL OF MACHINES - ELECTION	7,000.00	7,000.00	0.00	0.000%
A 1060.449-00	SAL - ELECTIONS	8,000.00	8,000.00	0.00	0.000%
A 1060.472-00	ADVERTISING - ELECTIONS	21,000.00	21,000.00	0.00	0.000%
A 1060.501-00	SUPPLIES - ELECTIONS	6,000.00	6,000.00	0.00	0.000%
1060	DISTRICT MEETING *	42,000.00	42,000.00	0.00	0.000%
A 1240.150-00	SAL SUPERINTENDENT DW	237,500.00	237,500.00	0.00	0.000%
A 1240.153-00	CAR ALLOWANCE	6,000.00	6,000.00	0.00	0.000%
A 1240.160-00	SAL CLER OFFICE OF SUPT OF SCHOOLS	101,356.00	95,977.76	5,378.24	5.604%
A 1240.475-00	CONFERENCE EXPENSE - SUPT OF SCHOOLS	10,000.00	9,000.00	1,000.00	11.111%
A 1240.501-00	SUPPLIES - SUPT OF SCHOOLS	4,000.00	4,000.00	0.00	0.000%
1240	CHIEF SCHOOL ADMINISTRATOR *	358,856.00	352,477.76	6,378.24	1.810%
A 1310.150-00	SAL ASST SUPT BUSINESS DW	163,115.00	163,115.00	0.00	0.000%
A 1310.160-00	SAL BUSINESS OFFICE STAFF DW	530,840.06	485,679.65	45,160.41	9.298%
A 1310.200-00	EQUIPMENT	0.00	1,200.00	(1,200.00)	(100.000%)
A 1310.400-00	CONTRACT SVCS -	62,500.00	62,500.00	0.00	0.000%

SOUTH COUNTRY CSD

Budgeting Appropriation Status Report For 2025-26 Approp Budget v3 (Detail)



Account	Description	2025 - 26 Proposed Budget	2024 - 25 Budget	Dollar Change	Percent Change
A 1310.472-00	BUSINESS OFFICE ADVERTISING - BUSINESS OFFICE	1,000.00	1,000.00	0.00	0.000%
A 1310.475-00	CONFERENCES	7,450.00	5,000.00	2,450.00	49.000%
A 1310.490-00	BOCES - BUSINESS ADMIN	69,059.32	59,202.57	9,856.75	16.649%
A 1310.501-00	SUPPLIES - BUSINESS OFFICE	18,750.00	20,000.00	(1,250.00)	(6.250%)
1310	BUSINESS ADMINISTRATION *	852,714.38	797,697.22	55,017.16	6.897%
A 1320.445-00	AUDITOR (EXTERNAL)	56,712.00	55,600.00	1,112.00	2.000%
A 1320.446-00	AUDITOR (INTERNAL)	59,000.00	59,000.00	0.00	0.000%
A 1320.447-00	AUDITOR (CLAIMS)	17,750.00	17,500.00	250.00	1.429%
1320	AUDITING *	133,462.00	132,100.00	1,362.00	1.031%
A 1325.160-00	SAL DISTRICT TREASURER DW	78,125.44	74,040.00	4,085.44	5.518%
1325	TREASURER *	78,125.44	74,040.00	4,085.44	5.518%
A 1345.160-00	SAL PURCHASING AGENT DW	95,800.00	92,959.00	2,841.00	3.056%
A 1345.490-00	BOCES - PURCHASING SVC	11,316.00	10,622.96	693.04	6.524%
1345	PURCHASING *	107,116.00	103,581.96	3,534.04	3.412%
A 1420.441-00	LEGAL RETAIN GEN COUNSEL	64,260.00	60,768.00	3,492.00	5.746%
A 1420.442-00	LEGAL OTHER NON- RETAIN GEN	241,568.00	236,832.00	4,736.00	2.000%
A 1420.443-00	LEGAL NEGOTIATIONS RETAINER	47,000.00	40,848.00	6,152.00	15.061%
A 1420.444-00	LEGAL NEGOTIATIONS HOURLY	64,107.00	62,850.00	1,257.00	2.000%
A 1420.445-00	LEGAL BOND COUNSEL	14,950.00	14,950.00	0.00	0.000%
1420	LEGAL *	431,885.00	416,248.00	15,637.00	3.757%
A 1430.150-00	SAL ASST SUPT PERSONNEL	190,000.00	190,000.00	0.00	0.000%

SOUTH COUNTRY CSD

Budgeting Appropriation Status Report For 2025-26 Approp Budget v3 (Detail)



Account	Description	2025 - 26 Proposed Budget	2024 - 25 Budget	Dollar Change	Percent Change
A 1430.160-00	SAL CLER STAFF PERSONNEL DW	191,184.00	183,024.00	8,160.00	4.458%
A 1430.200-00	EQUIPMENT - PERSONNEL	2,000.00	2,000.00	0.00	0.000%
A 1430.400-00	CONTR SVCS ADV RECRUIT HR	20,000.00	14,000.00	6,000.00	42.857%
A 1430.475-00	CONF TRVL ASST SUPT HR	1,500.00	1,500.00	0.00	0.000%
A 1430.490-00	BOCES - SUBS RECRUIT NIS HR	52,676.00	57,242.39	(4,566.39)	(7.977%)
A 1430.501-00	SUPPLIES - PERSONNEL	5,000.00	5,000.00	0.00	0.000%
1430	PERSONNEL *	462,360.00	452,766.39	9,593.61	2.119%
A 1460.490	RECORDS MGT -BOCES	44,612.60		44,612.60	<N/A>
1460	RECORDS MANAGEMENT OFFICER *	44,612.60	0.00	44,612.60	<N/A>
A 1480.449-00	CONTR SVCS NWSLTR CLNDR PRINT	25,000.00	15,000.00	10,000.00	66.667%
A 1480.490-00	BOCES-CONSULTANTS	46,000.80	44,660.80	1,340.00	3.000%
1480	PUBLIC INFORMATION & * SERVICES	71,000.80	59,660.80	11,340.00	19.007%
A 1620.150-00	SALARY - OPERATIONS	141,709.00	133,900.00	7,809.00	5.832%
A 1620.160-00	SAL CUSTODIAL CENTRAL	2,920,492.00	2,675,885.00	244,607.00	9.141%
A 1620.163-00	SAL CLER DIR BUILDINGS & GNDS DW	84,403.00	81,581.00	2,822.00	3.459%
A 1620.165-00	SAL SUB-CUSTODIAL DW	200,000.00	200,000.00	0.00	0.000%
A 1620.190-00	SAL OVERTIME OPERATIONS	215,000.00	195,000.00	20,000.00	10.256%
A 1620.190-00-2800	SAL OVERTIME ATHLETICS	80,000.00	70,000.00	10,000.00	14.286%
A 1620.190-00-2900	SAL OVERTIME USE OF FACILITIES	11,000.00	11,000.00	0.00	0.000%
A 1620.200-00	EQUIPMENT - B&G	125,000.00	105,000.00	20,000.00	19.048%
A 1620.449-00	CONTRACT SVC BUILDINGS & GROUNDS	2,157,000.00	2,117,000.00	40,000.00	1.889%
A 1620.454-00	FUEL OIL	151,011.00	151,011.00	0.00	0.000%
A 1620.455-00	WATER SERVICE	60,000.00	50,000.00	10,000.00	20.000%

SOUTH COUNTRY CSD

Budgeting Appropriation Status Report For 2025-26 Approp Budget v3 (Detail)



Account	Description	2025 - 26 Proposed Budget	2024 - 25 Budget	Dollar Change	Percent Change
A 1620.469-00	CARTAGE	130,000.00	125,000.00	5,000.00	4.000%
A 1620.474-00	TRAVEL - B&G	5,000.00	5,000.00	0.00	0.000%
A 1620.476-00	NATURAL GAS	683,543.00	683,543.00	0.00	0.000%
A 1620.477-00	ELECTRIC	1,456,900.00	1,400,928.00	55,972.00	3.995%
A 1620.478-00	TELEPHONE SERVICE	30,000.00	30,000.00	0.00	0.000%
A 1620.490-00	BOCES - OP OF PLANT HLT SFTY	95,497.61	25,115.39	70,382.22	280.235%
A 1620.501-00	MAINTENANCE SUPPLIES - B&G	140,000.00	137,968.00	2,032.00	1.473%
A 1620.540-00	CUSTODIAL SUPPLIES - DW	393,750.00	393,750.00	0.00	0.000%
A 1620.560-00	UNIFORMS BUILDINGS & GROUNDS	25,000.00	25,000.00	0.00	0.000%
A 1620.570-00	AUTO PARTS BUILDINGS & GROUNDS	26,000.00	26,000.00	0.00	0.000%
A 1620.571-00	GASOLINE - BUILDINGS & GROUNDS	60,000.00	60,000.00	0.00	0.000%
1620	OPERATION OF PLANT *	9,191,305.61	8,702,681.39	488,624.22	5.615%
A 1621.160-00	SAL MAINTAINERS DW	384,379.00	373,101.00	11,278.00	3.023%
1621	MAINTENANCE OF PLANT *	384,379.00	373,101.00	11,278.00	3.023%
A 1622.160	SAL RESPONDERS	976,400.00	776,400.00	200,000.00	25.760%
A 1622.190-00	SAL OVERTIME RESPONDERS	13,200.00	13,200.00	0.00	0.000%
A 1622.200-00	EQUIPMENT	0.00	3,000.00	(3,000.00)	(100.000%)
A 1622.400-00	CONTRACTUAL & OTHER	600.00		600.00	<N/A>
A 1622.500-00	SECURITY - MATERIALS & SUPPLIES	22,000.00	22,000.00	0.00	0.000%
A 1622.590-00	FURNITURE/OTHER	7,200.00		7,200.00	<N/A>
1622	* *	1,019,400.00	814,600.00	204,800.00	25.141%
A 1670.160-00	Courier - Central Mailing	29,674.50	28,640.50	1,034.00	3.610%
A 1670.473-00	POSTAGE CENT MAILING DW	80,000.00	80,000.00	0.00	0.000%
1670	CENTRAL PRINTING & MAILING *	109,674.50	108,640.50	1,034.00	0.952%

SOUTH COUNTRY CSD

Budgeting Appropriation Status Report For 2025-26 Approp Budget v3 (Detail)



Account	Description	2025 - 26 Proposed Budget	2024 - 25 Budget	Dollar Change	Percent Change
A 1680.160-00	SAL DATA PROCESS & TECHNOLOGY DW	231,290.00	228,486.00	2,804.00	1.227%
A 1680.190-00	OVERTIME	1,500.00	1,500.00	0.00	0.000%
A 1680.200-00	EQPT - DATA PROCESSING	33,200.00	66,400.00	(33,200.00)	(50.000%)
A 1680.400-00	CONTRACTUALAND OTHER	80,000.00	80,000.00	0.00	0.000%
A 1680.449-00	CABLEVISION - INTERNET	211,000.00	171,000.00	40,000.00	23.392%
A 1680.490-00	BOCES - CTRL DATA PROCESSING	2,247,042.08	2,368,898.23	(121,856.15)	(5.144%)
A 1680.490-06	BOCES DW COPY MACHINES	140,077.59	140,077.59	0.00	0.000%
A 1680.501-00	SUPPLIES DATA PROCESSING	47,129.80	59,729.80	(12,600.00)	(21.095%)
1680	CENTRAL DATA PROCESSING *	2,991,239.47	3,116,091.62	(124,852.15)	(4.007%)
A 1910.422-00	LIABILITY INSURANCE	917,604.00	596,522.00	321,082.00	53.826%
A 1910.424-00	OTHER INSURANCE	137,177.00	137,177.00	0.00	0.000%
1910	UNALLOCATED INSURANCE *	1,054,781.00	733,699.00	321,082.00	43.762%
A 1920.479-00	SCHOOLASSOCIATION DUES	25,250.00	25,000.00	250.00	1.000%
1920	SCHOOL ASSOCIATION DUES *	25,250.00	25,000.00	250.00	1.000%
A 1981.490-00	BOCES - ADMIN & FACILITY FEES	684,916.00	639,013.00	45,903.00	7.183%
1981	BOCES ADMINISTRATIVE COSTS *	684,916.00	639,013.00	45,903.00	7.183%
A 2010.143-00	CURRICULUM	30,000.00	30,000.00	0.00	0.000%
A 2010.150-00	SAL ASST SUPT CURRICULUM DW	190,000.00	193,921.00	(3,921.00)	(2.022%)
A 2010.160-00	SAL CLER ASST SUPT CURR DW	84,394.00	79,744.00	4,650.00	5.831%
A 2010.460-00	COMPUTER SOFTWARE	32,990.00	50,517.00	(17,527.00)	(34.695%)
A 2010.475-00	CONFERENCE - ASST SUPT CURR	6,000.00	8,000.00	(2,000.00)	(25.000%)

SOUTH COUNTRY CSD

Budgeting Appropriation Status Report For 2025-26 Approp Budget v3 (Detail)



Account	Description	2025 - 26 Proposed Budget	2024 - 25 Budget	Dollar Change	Percent Change
A 2010.476-00	CONFERENCE - DIRECTORS	5,000.00	4,300.00	700.00	16.279%
A 2010.480-00	DW TEXTBOOK ADOPTION	340,800.00	432,680.20	(91,880.20)	(21.235%)
A 2010.490-00	BOCES - PROG COORD & SUPV	195,628.44	167,001.45	28,626.99	17.142%
A 2010.501-00	SUPPLIES - ASST SUPT CURR	60,000.00	117,570.00	(57,570.00)	(48.967%)
A 2010.502-00	SUPPLIES - DIRECTORS	4,500.00	4,500.00	0.00	0.000%
2010	CURRICULUM DEVEL & SUPERVISION *	949,312.44	1,088,233.65	(138,921.21)	(12.766%)
A 2020.150-00	PERSONNEL SERVICE CERTIFI	587,398.85	846,900.00	(259,501.15)	(30.641%)
A 2020.150-01	SAL BLDG ADMIN BRKHVN	302,167.00	270,338.00	31,829.00	11.774%
A 2020.150-02	SAL BLDG ADMIN VC	173,737.00	157,113.00	16,624.00	10.581%
A 2020.150-03	SAL BLDG ADMIN FPL	360,986.00	323,892.00	37,094.00	11.453%
A 2020.150-04	SAL BLDG ADMIN MS	471,445.00	555,389.00	(83,944.00)	(15.114%)
A 2020.150-05	SAL BLDG ADMIN KS	194,884.00	175,180.00	19,704.00	11.248%
A 2020.150-06	SAL - BLDG ADMIN CO	0.00	150,477.00	(150,477.00)	(100.000%)
A 2020.150-07	SAL BLDG ADMIN HS	847,897.00	763,022.00	84,875.00	11.124%
A 2020.160-00	PERSONNEL SERVICE CLASSIF	110,168.00	109,004.00	1,164.00	1.068%
A 2020.160-01	SAL MAIN OFFICE CLER BKHVN	116,222.00	112,918.00	3,304.00	2.926%
A 2020.160-02	SAL MAIN OFFICE CLER VC	124,728.00	121,852.00	2,876.00	2.360%
A 2020.160-03	SAL MAIN OFFICE CLER FPL	112,817.14	111,519.08	1,298.06	1.164%
A 2020.160-04	SAL MAIN OFFICE CLER MS	272,253.00	272,167.00	86.00	0.032%
A 2020.160-05	SAL MAIN OFFICE CLER KS	109,492.00	106,856.00	2,636.00	2.467%
A 2020.160-07	SAL MAIN OFFICE CLER HS	295,928.00	286,046.00	9,882.00	3.455%
A 2020.161-00-6400	SAL CLER CENT REGISTR DW	74,619.00	71,548.00	3,071.00	4.292%
A 2020.161-06	CLERICAL SUB DW	55,000.00	55,000.00	0.00	0.000%
A 2020.190-00	CLERICAL OVERTIME DW	16,000.00	16,000.00	0.00	0.000%
A 2020.200-01	PRINCIPALS EQUIPT	6,000.00		6,000.00	<N/A>

SOUTH COUNTRY CSD

Budgeting Appropriation Status Report For 2025-26 Approp Budget v3 (Detail)



Account	Description	2025 - 26 Proposed Budget	2024 - 25 Budget	Dollar Change	Percent Change
	BKHVN				
A 2020.200-03	PRINCIPALS EQUIP FPL	3,000.00	5,400.00	(2,400.00)	(44.444%)
A 2020.200-04	PRINCIPALS EQUIP MS	0.00	1,000.00	(1,000.00)	(100.000%)
A 2020.200-07	PRINCIPALS EQUIP HS	3,002.47	10,191.06	(7,188.59)	(70.538%)
A 2020.474-00	Mileage / Travel - DW	2,700.00	2,700.00	0.00	0.000%
A 2020.475-01	CONFERENCE EXP - BR	1,500.00	2,000.00	(500.00)	(25.000%)
A 2020.475-02	CONFERENCE EXP - VC	250.00	1,000.00	(750.00)	(75.000%)
A 2020.475-03	CONFERENCE EXP - FPL	1,000.00	1,000.00	0.00	0.000%
A 2020.475-04	CONFERENCE EXP - MIDDLE SCHOOL	2,000.00	2,000.00	0.00	0.000%
A 2020.475-05	CONFERENCE EXP - KREAMER	1,000.00	1,000.00	0.00	0.000%
A 2020.475-07	CONFERENCE EXP -HIGH SCHOOL	2,000.00	2,000.00	0.00	0.000%
A 2020.501-01	OFFICE SUPPLIES - BKHVN	14,000.00	14,000.00	0.00	0.000%
A 2020.501-02	OFFICE SUPPLIES - V W CRITZ	8,960.80	9,951.95	(991.15)	(9.959%)
A 2020.501-03	OFFICE SUPPLIES - FPL	6,500.00	6,500.00	0.00	0.000%
A 2020.501-04	OFFICE SUPPLIES - MS	7,562.20	5,557.00	2,005.20	36.084%
A 2020.501-05	OFFICE SUPPLIES - KREAMER	8,300.00	8,300.00	0.00	0.000%
A 2020.501-07	OFFICE SUPPLIES - HS	78,865.92	76,142.61	2,723.31	3.577%
A 2020.526-02	PROFESSIONAL LITERATURE CR	1,000.00	1,000.00	0.00	0.000%
A 2020.526-03	PROFESSIONAL LITERATURE FPL	1,200.00	500.00	700.00	140.000%
A 2020.526-04	PROFESSIONAL LITERATURE MS	250.00	1,000.00	(750.00)	(75.000%)
A 2020.526-05	PROFESSIONAL LITERATURE KR	500.00	500.00	0.00	0.000%
A 2020.526-07	PROFESSIONAL LITERATURE HS	15,870.00	15,870.00	0.00	0.000%
A 2020.590-04	FURNITURE/OTHER- MS	1,000.00		1,000.00	<N/A>
A 2020.590-07	FURNITURE/OTHER-HS	4,110.00		4,110.00	<N/A>
2020	SUPERVISION-REGULAR * SCHOOL	4,396,313.38	4,672,833.70	(276,520.32)	(5.918%)
A 2021.150-00	SALARIES DEPT CHAIRS DW	41,110.00	41,110.00	0.00	0.000%

SOUTH COUNTRY CSD

Budgeting Appropriation Status Report For 2025-26 Approp Budget v3 (Detail)



Account	Description	2025 - 26 Proposed Budget	2024 - 25 Budget	Dollar Change	Percent Change
2021	*	41,110.00	41,110.00	0.00	0.000%
A 2060.490-00	BOCES - CURR RSCH PLAN & EVAL	28,278.00	27,454.00	824.00	3.001%
2060	RESEARCH, PLANNING & * EVALUAT	28,278.00	27,454.00	824.00	3.001%
A 2070.150-00	SAL STAFF DEV DW	8,500.00	8,500.00	0.00	0.000%
A 2070.490-00	BOCES - IN SVC STAFF DEV TRAINING	14,771.00	14,059.50	711.50	5.061%
2070	INSERVICE TRAINING- * INSTRUCTION	23,271.00	22,559.50	711.50	3.154%
A 2110.120-00-4007	PERFECT ATTENDANCE ELEM.	4,000.00	4,000.00	0.00	0.000%
A 2110.120-01	SAL TCH K-3 BKHVN	4,554,281.62	4,201,179.70	353,101.92	8.405%
A 2110.120-02	SAL TCH K-3 VC	2,771,013.77	2,601,758.93	169,254.84	6.505%
A 2110.120-03	SAL TCH GR 4 AND GR 5 FPL	3,736,506.99	4,021,096.68	(284,589.69)	(7.077%)
A 2110.120-03-4006	SAL ENRICHMT FPL	33,500.00	33,500.00	0.00	0.000%
A 2110.120-04	SAL TCH GR 6 MS	2,100,400.00	2,103,374.00	(2,974.00)	(0.141%)
A 2110.120-05	SAL TCH K-3 KS	3,193,338.25	2,954,095.75	239,242.50	8.099%
A 2110.130-00	SAL TCH DW	0.00	462,427.32	(462,427.32)	(100.000%)
A 2110.130-00-4007	PERFECT ATTENDANCE HS/MS	6,000.00	6,000.00	0.00	0.000%
A 2110.130-04	SAL TCH GR 7 AND GR 8 MS	4,635,499.01	4,814,888.60	(179,389.59)	(3.726%)
A 2110.130-07	SAL TCH 9-12 HS	7,522,317.72	7,913,649.55	(391,331.83)	(4.945%)
A 2110.131-00	SAL TCH SEC HOME TEACHING DW	120,000.00	120,000.00	0.00	0.000%
A 2110.132-00	MISC. PAY	8,000.00	8,000.00	0.00	0.000%
A 2110.132-04	SAL TCH AS DET - BMS	12,000.00	12,000.00	0.00	0.000%
A 2110.132-07	SAL TCH AS DET HS	7,500.00	7,500.00	0.00	0.000%
A 2110.139-04	CLASS COVERAGE	75,000.00	75,000.00	0.00	0.000%
A 2110.139-07	CLASS COVERAGE	75,000.00	75,000.00	0.00	0.000%
A 2110.140-00	SUBSTITUTES DW	160,000.00	160,000.00	0.00	0.000%
A 2110.140-01	SUBSTITUTES BUILDING	75,000.00	75,000.00	0.00	0.000%
A 2110.140-02	SUBSTITUTES BUILDING	62,000.00	62,000.00	0.00	0.000%

SOUTH COUNTRY CSD

Budgeting Appropriation Status Report For 2025-26 Approp Budget v3 (Detail)



Account	Description	2025 - 26 Proposed Budget	2024 - 25 Budget	Dollar Change	Percent Change
A 2110.140-03	SUBSTITUTES BUILDING	93,600.00	93,600.00	0.00	0.000%
A 2110.140-04	SUBSTITUTES BUILDING	100,000.00	100,000.00	0.00	0.000%
A 2110.140-05	SUBSTITUTES BUILDING	70,200.00	70,200.00	0.00	0.000%
A 2110.140-07	SUBSTITUTES BUILDING	120,000.00	120,000.00	0.00	0.000%
A 2110.141-00	OVERAGES	150,000.00	150,000.00	0.00	0.000%
A 2110.142-00	LANE CHANGES	250,000.00	250,000.00	0.00	0.000%
A 2110.144-00	MENTOR TEACHING	20,000.00	20,000.00	0.00	0.000%
A 2110.151-01	SAL TCH ASSTS BKHVN	258,038.26	266,723.98	(8,685.72)	(3.256%)
A 2110.151-02	SAL TCH ASSTS CRITZ	188,866.98	215,488.96	(26,621.98)	(12.354%)
A 2110.151-03	SAL TCH ASST FPL	130,376.07	128,474.95	1,901.12	1.480%
A 2110.151-04	SAL TECH ASST MS	78,990.12	75,845.58	3,144.54	4.146%
A 2110.151-05	SAL TCH ASSTS KS	196,073.07	240,525.87	(44,452.80)	(18.482%)
A 2110.151-07	SAL TCH ASST HS	57,488.54	163,605.08	(106,116.54)	(64.861%)
A 2110.160-01	SAL MONITORS CAFETERIA BKHVN	13,499.91	27,490.26	(13,990.35)	(50.892%)
A 2110.160-02	SAL MONITORS CAFETERIA CRITZ	12,088.98	55,082.76	(42,993.78)	(78.053%)
A 2110.160-03	SAL MONITORS CAFETERIA FPL	28,547.54	29,758.36	(1,210.82)	(4.069%)
A 2110.160-05	SAL MONITORS CAFETERIA KS	37,274.36	35,311.68	1,962.68	5.558%
A 2110.164-01	TEACHER AIDES	23,047.02	21,103.56	1,943.46	9.209%
A 2110.164-03	TEACHER AIDES	23,582.30	44,920.55	(21,338.25)	(47.502%)
A 2110.167-00	REG PAY & OT PAY BTAA	2,000.00	2,000.00	0.00	0.000%
A 2110.200-02	EQUIPT INSTR CRITZ	0.00	2,000.00	(2,000.00)	(100.000%)
A 2110.200-03	EQUIPMENT PURCHASE- FPL	3,199.32	37,668.70	(34,469.38)	(91.507%)
A 2110.200-04	EQUIPMENT PURCHASE- MIDDLE	0.00	2,167.72	(2,167.72)	(100.000%)
A 2110.200-07	EQUIPMENT PURCHASE- SENIOR	600.00	1,500.00	(900.00)	(60.000%)
A 2110.402-04	FIELDS TRIPS-			0.00	<N/A>
A 2110.406-07-0000	Exam Fees	24,000.00	24,000.00	0.00	0.000%
A 2110.410-06	HOME TUTORING GEN ED CONT	10,000.00	10,000.00	0.00	0.000%
A 2110.435-00	GRADUATION EXPENSES	23,000.00	20,000.00	3,000.00	15.000%
A 2110.449-01	STUDENT PROGRAMS	1,285.00	1,560.00	(275.00)	(17.628%)

SOUTH COUNTRY CSD

Budgeting Appropriation Status Report For 2025-26 Approp Budget v3 (Detail)



Account	Description	2025 - 26 Proposed Budget	2024 - 25 Budget	Dollar Change	Percent Change
	BKHVN				
A 2110.449-02	STUDENT PROGRAMS CRITZ	0.00	1,000.00	(1,000.00)	(100.000%)
A 2110.449-04	STUDENT PROGRAMS MS			0.00	<N/A>
A 2110.460-01	COMPUTER SOFTWARE - BROOKHAVEN	0.00	1,500.00	(1,500.00)	(100.000%)
A 2110.460-04	COMPUTER SOFTWARE - MS	14,390.00	4,200.00	10,190.00	242.619%
A 2110.460-07	COMPUTER SOFTWARE - HS	49,514.40	46,578.93	2,935.47	6.302%
A 2110.470-00	FOSTER/HOMELESS TUITION REG SCHOOL	45,000.00	45,000.00	0.00	0.000%
A 2110.473-00	PAYMENT TO CHARTER SCHOOLS	450,000.00	450,000.00	0.00	0.000%
A 2110.475-01	CONFERENCE EXP - BR	250.00	250.00	0.00	0.000%
A 2110.475-02	CONFERENCE EXP - VWC	1,000.00	250.00	750.00	300.000%
A 2110.475-03	CONFERENCE EXP FPL	250.00	250.00	0.00	0.000%
A 2110.475-04	CONFERENCE EXP MIDDLE	1,000.00	500.00	500.00	100.000%
A 2110.475-05	CONFERENCE EXP -KR	250.00	250.00	0.00	0.000%
A 2110.475-07	CONFERENCE EXP	2,000.00	500.00	1,500.00	300.000%
A 2110.480-07	TEXTBOOKS HS	52,708.37	61,935.00	(9,226.63)	(14.897%)
A 2110.484-03	RESOURCE BOOKS FPL	800.00	2,200.00	(1,400.00)	(63.636%)
A 2110.484-04	RESOURCE BOOKS MS	21,618.75	27,695.00	(6,076.25)	(21.940%)
A 2110.484-07	RESOURCE BOOKS HS	34,850.00	40,624.10	(5,774.10)	(14.213%)
A 2110.490-00	BOCES - INSTRUCT SVCS	99,375.15	116,456.38	(17,081.23)	(14.667%)
A 2110.501-01	SUPP ALL OTHER BKHVN	38,450.00	50,175.00	(11,725.00)	(23.368%)
A 2110.501-02	INSTRUCTIONAL SUPPLIES CRITZ	20,490.85	20,554.05	(63.20)	(0.307%)
A 2110.501-03	INSTRUCTIONAL SUPPLIES FPL	62,000.00	62,300.00	(300.00)	(0.482%)
A 2110.501-04	INSTRUCTIONAL SUPPLIES MS	117,303.32	110,234.86	7,068.46	6.412%
A 2110.501-04-4006	ENRICH SUPP ROBOT MS	5,000.00	5,000.00	0.00	0.000%
A 2110.501-05	SUPP INSTR ALL OTHER KS	22,085.00	24,244.00	(2,159.00)	(8.905%)
A 2110.501-07	INSTRUCTIONAL SUPPLIES HS	154,284.05	164,682.65	(10,398.60)	(6.314%)

SOUTH COUNTRY CSD

Budgeting Appropriation Status Report For 2025-26 Approp Budget v3 (Detail)



Account	Description	2025 - 26 Proposed Budget	2024 - 25 Budget	Dollar Change	Percent Change
A 2110.501-07-4006	ENRICH SUPP ROBOT HS	20,000.00	20,000.00	0.00	0.000%
A 2110.501-07-8000	SUPPLIES-EVENING EXCELLENCE	4,000.00	4,000.00	0.00	0.000%
A 2110.502-01	SUPPLIES - PHYS ED BKHVN	2,000.00	2,000.00	0.00	0.000%
A 2110.502-02	SUPPLIES - PHYS ED CRITZ	1,000.00	1,500.00	(500.00)	(33.333%)
A 2110.502-03	SUPPLIES - PHYS ED FPL	2,400.00	2,650.00	(250.00)	(9.434%)
A 2110.502-04	SUPPLIES - PHYS ED BMS	3,000.00	3,200.00	(200.00)	(6.250%)
A 2110.502-05	SUPPLIES - PHYS ED KREAMER	1,500.00	1,500.00	0.00	0.000%
A 2110.502-07	SUPPLIES - PHYS ED BHS	5,000.00	5,200.00	(200.00)	(3.846%)
A 2110.590-02	FURNITURE/OTHER- VC	500.00		500.00	<N/A>
A 2110.590-04	FURNITURE/OTHER- MS	3,842.72		3,842.72	<N/A>
A 2110.590-07	FURNITURE/OTHER -HS	600.00		600.00	<N/A>
2110	TEACHING-REGULAR * SCHOOL	32,303,577.44	33,195,928.51	(892,351.07)	(2.688%)
A 2130.120-01	Sal Elem Art Brkhaven	76,695.00	69,440.00	7,255.00	10.448%
A 2130.120-02	Sal Elem Art VC	19,492.50	50,560.20	(31,067.70)	(61.447%)
A 2130.120-03	Sal Elem Art FPL	85,951.00	81,395.00	4,556.00	5.597%
A 2130.120-05	Sal Elem Art Kreamer	46,297.80	43,388.40	2,909.40	6.705%
A 2130.130-04	Sal Art Secondary MS	343,731.10	329,534.40	14,196.70	4.308%
A 2130.130-07	Sal Art H.S	838,220.60	712,877.00	125,343.60	17.583%
A 2130.200-00	ART EQUIPMENT	0.00	42,553.08	(42,553.08)	(100.000%)
A 2130.476-00	MEMBERSHIPS & CONFERENCES-ART	8,080.00	7,580.00	500.00	6.596%
A 2130.479-00	CONTRACT SERVICES	5,000.00	5,000.00	0.00	0.000%
A 2130.501-00	ART SUPPLIES	3,300.00	3,300.00	0.00	0.000%
A 2130.501-01	Art Supplies - BK	5,000.00	5,000.00	0.00	0.000%
A 2130.501-02	Art Supplies - VC	3,300.00	3,300.00	0.00	0.000%
A 2130.501-03	Art Supplies - FPL	5,000.00	5,000.00	0.00	0.000%
A 2130.501-04	Art Supplies - MS	11,400.00	11,400.00	0.00	0.000%
A 2130.501-05	Art Supplies - KS	3,300.00	3,300.00	0.00	0.000%
A 2130.501-07	Art Supplies - HS	50,954.91	45,000.00	5,954.91	13.233%

SOUTH COUNTRY CSD

Budgeting Appropriation Status Report For 2025-26 Approp Budget v3 (Detail)



Account	Description	2025 - 26 Proposed Budget	2024 - 25 Budget	Dollar Change	Percent Change
A 2130.501-07-2130	Art Supplies - HS - Photography	5,000.00	5,000.00	0.00	0.000%
A 2130.590-00	FURNITURE/OTHER	15,421.36		15,421.36	<N/A>
2130	*	1,526,144.27	1,423,628.08	102,516.19	7.201%
A 2138.120-01	Salary TCH Music - BK	140,481.00	134,602.00	5,879.00	4.368%
A 2138.120-02	Salary TCH Music - VC	63,698.40	57,851.20	5,847.20	10.107%
A 2138.120-03	Salary TCH Music - FPL	231,017.00	247,056.00	(16,039.00)	(6.492%)
A 2138.120-05	Salary TCH Music - KS	117,066.40	112,276.80	4,789.60	4.266%
A 2138.130-04	Salary TCH Music - MS	441,757.20	474,676.00	(32,918.80)	(6.935%)
A 2138.130-07	Salary TCH Music - HS	531,760.00	512,063.00	19,697.00	3.847%
A 2138.150-00	SUPERVISION OF STUDENTS	8,000.00		8,000.00	<N/A>
A 2138.200-00	MUSIC EQUIPMENT	5,300.00	62,010.00	(56,710.00)	(91.453%)
A 2138.449-00	MUSIC ASSEMBLIES	1,000.00	1,000.00	0.00	0.000%
A 2138.460-00	SOFTWARE MUSIC	9,500.00	13,500.00	(4,000.00)	(29.630%)
A 2138.476-00	MEMBERSHIPS & PARTICIPATION FEES	13,600.00	16,710.00	(3,110.00)	(18.612%)
A 2138.479-00	CONTRACT SERVICES	43,880.00	48,380.00	(4,500.00)	(9.301%)
A 2138.501-00	MUSIC SUPPLIES	45,000.00	58,600.00	(13,600.00)	(23.208%)
A 2138.590-00	FURNITURE/OTHER	35,450.00		35,450.00	<N/A>
2138	*	1,687,510.00	1,738,725.00	(51,215.00)	(2.946%)
A 2140.150-07	SALARIES (INSTR DRIVERS ED)	10,500.00	10,500.00	0.00	0.000%
A 2140.400-07-1400	CONTRACTED SERVICES -DRIVERS ED	40,000.00	40,000.00	0.00	0.000%
A 2140.501-07-1400	EDUCATION	2,000.00	2,000.00	0.00	0.000%
2140	*	52,500.00	52,500.00	0.00	0.000%
A 2250.120-00	SAL SP ED-ELEMENTARY	76,695.00	72,314.00	4,381.00	6.058%
A 2250.120-01	Salary Sp Ed Elementary - BK	995,063.50	1,014,708.00	(19,644.50)	(1.936%)
A 2250.120-02	Salary Sp Ed Elementary - VC	547,151.00	521,412.00	25,739.00	4.936%
A 2250.120-03	Salary Sp Ed Elementary - FPL	765,853.50	976,042.00	(210,188.50)	(21.535%)

SOUTH COUNTRY CSD

Budgeting Appropriation Status Report For 2025-26 Approp Budget v3 (Detail)



Account	Description	2025 - 26 Proposed Budget	2024 - 25 Budget	Dollar Change	Percent Change
A 2250.120-05	Salary Sp Ed Elementary - KS	518,654.00	298,743.00	219,911.00	73.612%
A 2250.130-00	SAL SP ED-SECONDARY	131,854.50	162,790.00	(30,935.50)	(19.003%)
A 2250.130-04	Salary Sp Ed Secondary - MS	1,893,591.41	1,479,039.79	414,551.62	28.028%
A 2250.130-07	Salary Sp Ed Secondary - HS	2,018,430.00	1,962,185.60	56,244.40	2.866%
A 2250.150-00	SAL SUPV SP ED DW	331,791.00	297,580.00	34,211.00	11.496%
A 2250.151-01	SAL TCH ASSTS SP ED BR	206,118.40	227,198.92	(21,080.52)	(9.278%)
A 2250.151-02	SAL TCH ASSTS SP ED VC	183,986.63	156,581.06	27,405.57	17.502%
A 2250.151-03	SAL TCH ASSTS SP ED FPL	215,162.26	293,483.88	(78,321.62)	(26.687%)
A 2250.151-04	SAL TCH ASSTS SP ED MS	321,262.36	284,647.02	36,615.34	12.863%
A 2250.151-05	SAL TCH ASSTS SP ED KR	356,669.31	432,481.79	(75,812.48)	(17.530%)
A 2250.151-07	SAL TCH ASSTS SP ED HS	296,793.08	376,302.95	(79,509.87)	(21.129%)
A 2250.160-00	SAL CLER SP ED DW	244,027.38	295,041.00	(51,013.62)	(17.290%)
A 2250.160-01	SAL TCH ASST BKHVN	23,240.09	23,958.36	(718.27)	(2.998%)
A 2250.160-04	SAL TCH ASST SP ED - MS	0.00	2,400.00	(2,400.00)	(100.000%)
A 2250.160-07	SAL TCH ASSTS SP ED HS	0.00	1,200.00	(1,200.00)	(100.000%)
A 2250.161-00	SAL SP ED 1:1 AIDES	10,000.00	10,000.00	0.00	0.000%
A 2250.161-01	SAL TCH AIDES 1:1 BKHVN	69,773.32	115,300.10	(45,526.78)	(39.485%)
A 2250.161-02	SAL TCH AIDES 1:1 CRITZ	170,789.53	159,709.15	11,080.38	6.938%
A 2250.161-03	SAL TCH AIDES 1:1 SP ED FPL	87,743.93	134,644.08	(46,900.15)	(34.833%)
A 2250.161-04	SAL TCH AIDES 1:1 SP ED - MS	39,289.19	65,458.02	(26,168.83)	(39.978%)
A 2250.161-05	SAL TCH AIDES 1:1 KS	131,204.86	207,077.09	(75,872.23)	(36.640%)
A 2250.161-07	SAL TCH AIDE 1:1 SP ED HS	149,448.80	151,030.53	(1,581.73)	(1.047%)
A 2250.200-00	EQUIPMENT-REPAIR	1,500.00	1,500.00	0.00	0.000%
A 2250.201-00	EQUIPMENT	15,000.00	15,000.00	0.00	0.000%
A 2250.401-00	CONTRACT SERVICES	1,052,500.00	1,052,500.00	0.00	0.000%
A 2250.441-00	LEGAL	1,250.00		1,250.00	<N/A>

SOUTH COUNTRY CSD

Budgeting Appropriation Status Report For 2025-26 Approp Budget v3 (Detail)



Account	Description	2025 - 26 Proposed Budget	2024 - 25 Budget	Dollar Change	Percent Change
A 2250.460-00	COMPUTER SOFTWARE	10,000.00	7,500.00	2,500.00	33.333%
A 2250.470-00	TUITION PAID TO PUBLIC DISTRICTS IN NYS (EXCLUDING SPECIAL ACT DISTRICTS)	1,400,600.00	1,035,285.00	365,315.00	35.286%
A 2250.471-00	Foster/Homeless Tuition - Sp Ed	150,000.00	150,000.00	0.00	0.000%
A 2250.472-00	Other / Tuition	40,000.00	40,000.00	0.00	0.000%
A 2250.473-00	PAYMENTS TO CHARTER SP. ED	45,000.00	50,000.00	(5,000.00)	(10.000%)
A 2250.474-00	MILEAGE/TRAVEL	6,000.00	6,000.00	0.00	0.000%
A 2250.475-00	Private & Parochial	62,500.00	81,210.00	(18,710.00)	(23.039%)
A 2250.480-00	TEXTBOOKS-SP ED	0.00	7,500.00	(7,500.00)	(100.000%)
A 2250.490-00	BOCES - SPECIAL ED SERVICES	6,892,757.31	5,795,000.00	1,097,757.31	18.943%
A 2250.490-02	BOCES Sp Ed Services - VC			0.00	<N/A>
A 2250.491-00	BOCES-OCC ED	762,885.20	660,290.00	102,595.20	15.538%
A 2250.501-00	SUPPLIES-SP ED	25,000.00	25,000.00	0.00	0.000%
2250	PROGRAMS-STUDENTS W/ DISABIL *	20,249,585.56	18,648,113.34	1,601,472.22	8.588%
A 2280.150-04	SAL TCH CAREER & OCC ED MS	432,778.80	410,549.60	22,229.20	5.414%
A 2280.150-07	SAL TCH CAREER & OCC ED HS	474,175.20	397,652.40	76,522.80	19.244%
A 2280.490-00	BOCES - CAREER & OCC ED	1,573,010.00	1,222,699.44	350,310.56	28.651%
2280	OCCUPATIONAL EDUCATION *	2,479,964.00	2,030,901.44	449,062.56	22.111%
A 2330.150-00	SUMMER SCHOOL INSTRUCTION	178,000.00	178,000.00	0.00	0.000%
A 2330.160-00	SUMMER SCHOOL NON INSTRUCTIONAL	8,000.00	8,000.00	0.00	0.000%
A 2330.490-00	BOCES - SPECIAL SCHOOLS REG YR	441,767.25	428,899.72	12,867.53	3.000%
2330	TEACHING-SPECIAL SCHOOLS *	627,767.25	614,899.72	12,867.53	2.093%
A 2610.150-01	SALARIES-LIBRARY-	134,006.00	125,464.00	8,542.00	6.808%

SOUTH COUNTRY CSD

Budgeting Appropriation Status Report For 2025-26 Approp Budget v3 (Detail)



Account	Description	2025 - 26 Proposed Budget	2024 - 25 Budget	Dollar Change	Percent Change
	INSTR BRKHVN				
A 2610.150-02	SAL LIBRARIAN CRITZ	0.00	60,826.00	(60,826.00)	(100.000%)
A 2610.150-03	SAL LIBRARIAN FPL	132,022.00	126,294.00	5,728.00	4.535%
A 2610.150-04	SAL LIBRARIAN MS	146,333.00	140,346.00	5,987.00	4.266%
A 2610.150-05	SAL LIBRARIAN KS	0.00	144,404.00	(144,404.00)	(100.000%)
A 2610.150-07	SAL LIBRARIAN HS	0.00	101,493.00	(101,493.00)	(100.000%)
A 2610.490-00	BOCES - LIBRARY & AV SVCS	137,479.16	158,565.42	(21,086.26)	(13.298%)
A 2610.501-02	LIBRARY SUPPLIES CRITZ	700.00	700.00	0.00	0.000%
A 2610.501-03	LIBRARY SUPPLIES FPL	1,300.00	1,300.00	0.00	0.000%
A 2610.501-04	LIBRARY SUPPLIES MS	1,000.00	1,000.00	0.00	0.000%
A 2610.501-05	LIBRARY SUPPLIES-KS	1,000.00	1,000.00	0.00	0.000%
A 2610.501-07	LIBRARY SUPPLIES-BHS	4,075.15	4,075.15	0.00	0.000%
A 2610.514-03	AUDIO VISUAL MATERIAL FPL	1,300.00	1,300.00	0.00	0.000%
A 2610.514-04	AUDIO VISUAL MATERIAL MS	5,000.00	5,000.00	0.00	0.000%
A 2610.514-07	AUDIO VISUAL MATERIAL HS	18,567.40	12,546.00	6,021.40	47.995%
A 2610.521-01	LIBRARY BOOKS BKHVN	0.00	7,500.00	(7,500.00)	(100.000%)
A 2610.521-02	LIBRARY BOOKS CRITZ	0.00	5,000.00	(5,000.00)	(100.000%)
A 2610.521-03	LIBRARY BOOKS FPL	0.00	7,000.00	(7,000.00)	(100.000%)
A 2610.521-04	LIBRARY BOOKS MS	0.00	6,000.00	(6,000.00)	(100.000%)
A 2610.521-05	LIBRARY BOOKS-KS	0.00	9,000.00	(9,000.00)	(100.000%)
A 2610.521-07	LIBRARY BOOKS HS	0.00	18,935.40	(18,935.40)	(100.000%)
A 2610.524-03	SUBSCRIPTIONS FPL	4,000.00	4,000.00	0.00	0.000%
A 2610.524-04	SUBSCRIPTIONS MS	1,000.00	1,000.00	0.00	0.000%
A 2610.524-05	SUBSCRIPTIONS KS	2,895.00	2,685.00	210.00	7.821%
A 2610.524-07	SUBSCRIPTIONS SENIOR HIGH	3,114.35	3,098.78	15.57	0.502%
2610	SCHOOL LIBRARY & AUDIOVISUAL	593,792.06	948,532.75	(354,740.69)	(37.399%)
A 2620.490-00	BOCES-ETV	26,463.09	25,692.32	770.77	3.000%
2620	EDUCATIONAL TELEVISION	26,463.09	25,692.32	770.77	3.000%

SOUTH COUNTRY CSD

Budgeting Appropriation Status Report For 2025-26 Approp Budget v3 (Detail)



Account	Description	2025 - 26 Proposed Budget	2024 - 25 Budget	Dollar Change	Percent Change
A 2630.150-00	SAL-DIRECTOR OF TECHNOLOGY	153,085.00	150,000.00	3,085.00	2.057%
A 2630.160-00	SAL NETWORK	199,278.00	219,013.00	(19,735.00)	(9.011%)
A 2630.220-00	STATE AIDED COMPUTER HARDWARE	156,000.00	161,600.00	(5,600.00)	(3.465%)
A 2630.221-00-0000	CHROMEBOOK REPLACEMENT PROGRAM	0.00		0.00	<N/A>
A 2630.460-00	COMPUTER SOFTWARE	119,507.00	152,023.00	(32,516.00)	(21.389%)
A 2630.476-00	CONFERENCE & TRAVEL-TECHNOLOGY	350.00		350.00	<N/A>
2630	COMPUTER ASSISTED INSTRUCTION *	628,220.00	682,636.00	(54,416.00)	(7.971%)
A 2805.160-07	SAL CLER ATT HS	56,892.00	55,004.00	1,888.00	3.432%
2805	ATTENDANCE-REGULAR SCHOOL *	56,892.00	55,004.00	1,888.00	3.432%
A 2810.150-01	SAL GUIDANACE CNCLRS- BK	40,744.20	38,217.00	2,527.20	6.613%
A 2810.150-02	SAL GUIDANCE CNCLRS - VC	27,162.80	25,478.00	1,684.80	6.613%
A 2810.150-03	SAL GUIDANCE- FPL	132,387.47	80,784.81	51,602.66	63.877%
A 2810.150-04	SAL GUIDANCE CNCLRS MS	481,586.53	458,782.05	22,804.48	4.971%
A 2810.150-05	SAL GUIDANCE CNCLRS-KS	0.00	50,791.22	(50,791.22)	(100.000%)
A 2810.150-07	SAL GUIDANCE CNCLRS HS	631,449.14	676,003.63	(44,554.49)	(6.591%)
A 2810.151-00	SAL TCH GUIDANCE SUMMER	28,560.00	28,560.00	0.00	0.000%
A 2810.160-04	SAL GUIDANCE CLERICAL MS	48,040.86	46,422.92	1,617.94	3.485%
A 2810.160-07	SAL GUIDANCE CLER HS	118,207.00	111,150.00	7,057.00	6.349%
A 2810.402-07	CONTRACT SERVICES	0.00	63,517.00	(63,517.00)	(100.000%)
A 2810.474-00	TRAVEL GUIDANCE	4,500.00	5,950.00	(1,450.00)	(24.370%)
A 2810.476-00	MEMBERSHIPS & PARTICIPATION FEES	2,217.00	2,142.00	75.00	3.501%
A 2810.501-00	SUPPLIES	11,850.00	15,700.00	(3,850.00)	(24.522%)
2810	GUIDANCE-REGULAR SCHOOL *	1,526,705.00	1,603,498.63	(76,793.63)	(4.789%)

SOUTH COUNTRY CSD

Budgeting Appropriation Status Report For 2025-26 Approp Budget v3 (Detail)



Account	Description	2025 - 26 Proposed Budget	2024 - 25 Budget	Dollar Change	Percent Change
A 2815.160-00	PERSONNEL SERVICE- CLASSIF	62,153.00	57,066.00	5,087.00	8.914%
A 2815.160-01	SAL NURSE BKHVN	55,204.00	80,281.00	(25,077.00)	(31.237%)
A 2815.160-02	SAL NURSE CRITZ	75,900.00	61,991.00	13,909.00	22.437%
A 2815.160-03	SAL NURSE FPL	62,813.00	60,710.00	2,103.00	3.464%
A 2815.160-04	SAL NURSE MS	70,034.00	56,858.00	13,176.00	23.174%
A 2815.160-05	SAL NURSE KS	59,813.00	60,710.00	(897.00)	(1.478%)
A 2815.160-07	SAL NURSE HS	73,347.00	73,792.00	(445.00)	(0.603%)
A 2815.161-00	SAL CLERICAL-NURSE	38,998.00	37,528.00	1,470.00	3.917%
A 2815.161-04	SAL NURSE CLERICAL MS	38,998.00	37,528.00	1,470.00	3.917%
A 2815.161-07	SAL NURSE OFFICE CLER HS	42,708.00	41,148.00	1,560.00	3.791%
A 2815.162-00	SAL SUB-NURSES	5,000.00	5,000.00	0.00	0.000%
A 2815.190	OVERTIME	6,500.00	6,500.00	0.00	0.000%
A 2815.200-00	EQUIPMENT-NURSES	12,000.00	12,000.00	0.00	0.000%
A 2815.401-06	SCHOOL PHYSICIAN BY CONTRACT	40,000.00	40,000.00	0.00	0.000%
A 2815.448-00	HEALTH SVCS PAY OTHER DISTRICTS	280,000.00	280,000.00	0.00	0.000%
A 2815.501-00	SUPP HEALTH SVCS DW	4,200.00	3,500.00	700.00	20.000%
A 2815.501-01	SUPP HEALTH SVCS BKHVN	1,500.00	1,500.00	0.00	0.000%
A 2815.501-02	SUPP HEALTH SVCS CRITZ	1,700.00	1,700.00	0.00	0.000%
A 2815.501-03	SUPP HEALTH SVCS FPL	1,000.00	1,000.00	0.00	0.000%
A 2815.501-04	SUPP HEALTH SVCS MS	3,000.00	2,500.00	500.00	20.000%
A 2815.501-05	SUPP HEALTH SVCS KS	1,000.00	1,000.00	0.00	0.000%
A 2815.501-07	SUPP HEALTH SVCS HS	2,500.00	2,500.00	0.00	0.000%
2815	HEALTH SERVICES- REGULAR SCHOOL * *	938,368.00	924,812.00	13,556.00	1.466%
A 2820.150-00	SAL PSYCHOLOGIST DW	106,521.00	101,289.00	5,232.00	5.165%
A 2820.150-01	SAL PSYCH SVCS BKHVN	146,333.00	140,346.00	5,987.00	4.266%
A 2820.150-02	SAL PSYCHOLOGIST CRITZ	113,683.00	107,498.00	6,185.00	5.754%
A 2820.150-03	SAL PSYCHOLOGIST FPL	97,665.00	156,575.00	(58,910.00)	(37.624%)
A 2820.150-04	SALARIES-PSYCH SVCS-	183,683.00	174,067.00	9,616.00	5.524%

SOUTH COUNTRY CSD

Budgeting Appropriation Status Report For 2025-26 Approp Budget v3 (Detail)



Account	Description	2025 - 26 Proposed Budget	2024 - 25 Budget	Dollar Change	Percent Change
	INSTR				
A 2820.150-05	SAL PSYCHOLOGIST KS	85,951.00	78,522.00	7,429.00	9.461%
A 2820.150-07	SAL PSYCHOLOGISTS HS	107,347.05	92,539.01	14,808.04	16.002%
2820	PSYCHOLOGICAL SRVC- * REG SCHOOL	841,183.05	850,836.01	(9,652.96)	(1.135%)
A 2825.150-01	SAL SOCIAL WKR BKHVN	94,737.00	90,009.00	4,728.00	5.253%
A 2825.150-02	SAL SOCIAL WORKER CRITZ	143,064.00	137,214.00	5,850.00	4.263%
A 2825.150-03	SAL SOCIAL WORER FPL	217,703.00	204,557.00	13,146.00	6.427%
A 2825.150-04	SAL SOCIAL WORKER MS	341,628.12	325,781.83	15,846.29	4.864%
A 2825.150-05	SALARIES-SOCIAL WKR- INSTR	129,090.00	69,440.00	59,650.00	85.901%
A 2825.150-07	SAL SOCIAL WORKER HS	459,456.95	568,616.50	(109,159.55)	(19.197%)
2825	SOCIAL WORK SRVC- * REG SCHOOL	1,385,679.07	1,395,618.33	(9,939.26)	(0.712%)
A 2850.150-00	SAL CO-CURR CHAPERONES CLUBS ETC. DW	373,334.38	373,334.38	0.00	0.000%
A 2850.151-00	SAL TCH INTRAMURALS DW	28,280.00	28,280.00	0.00	0.000%
A 2850.200-00	EQUIPMENT	0.00	1,000.00	(1,000.00)	(100.000%)
A 2850.401-04	CONTR SVCS SET DSGN, CSTMES, ETC MS	4,600.00	3,600.00	1,000.00	27.778%
A 2850.401-07	CONTR SVCS SET DSGN, CSTMES, ETC HS	10,000.00	10,000.00	0.00	0.000%
A 2850.449-07	Clipper Publishing	2,000.00	2,000.00	0.00	0.000%
A 2850.501-07-5000	Supplies	2,000.00	2,000.00	0.00	0.000%
2850	CO-CURRICULAR ACTIV- * REG SCHL	420,214.38	420,214.38	0.00	0.000%
A 2855.150-00	SAL-DIRECTOR OF ATHLETICS	164,400.00	150,000.00	14,400.00	9.600%
A 2855.150-01	SALARIES-ATHLETICS- INSTR	293,663.40	339,114.20	(45,450.80)	(13.403%)
A 2855.150-02	SALARIES-ATHLETICS- INSTR	164,401.00	155,742.60	8,658.40	5.559%
A 2855.150-03	SALARIES-ATHLETICS- INSTR	366,432.00	347,252.00	19,180.00	5.523%

SOUTH COUNTRY CSD

Budgeting Appropriation Status Report For 2025-26 Approp Budget v3 (Detail)



Account	Description	2025 - 26 Proposed Budget	2024 - 25 Budget	Dollar Change	Percent Change
A 2855.150-04	SALARIES-ATHLETICS- INSTR	488,527.60	467,505.80	21,021.80	4.497%
A 2855.150-05	SALARIES-ATHLETICS- INSTR	180,484.60	169,036.80	11,447.80	6.772%
A 2855.150-07	SALARIES-ATHLETICS- INSTR	738,126.30	744,665.60	(6,539.30)	(0.878%)
A 2855.151-00	SAL SPORTS TIME, FILM, EMT, ETC. DW	68,178.00	38,178.00	30,000.00	78.579%
A 2855.155-00	COACHES SALARIES	501,834.00	480,244.00	21,590.00	4.496%
A 2855.156-00	ATHLETIC TRAINER	98,192.00	93,024.00	5,168.00	5.556%
A 2855.160-07	SAL CLERICAL ATHLETIC DIRECTOR HS	58,501.00	55,898.00	2,603.00	4.657%
A 2855.200-00	EQUIPMENT	20,000.00	20,000.00	0.00	0.000%
A 2855.449-00	OFFICIAL FEES	112,000.00	112,738.00	(738.00)	(0.655%)
A 2855.463-04	Contract Svc MS	9,000.00	9,600.00	(600.00)	(6.250%)
A 2855.463-07	Contract Svc HS	28,500.00	20,300.00	8,200.00	40.394%
A 2855.465-00	EQUIPMENT REPAIR ATHLETICS	25,000.00	24,000.00	1,000.00	4.167%
A 2855.476-00	REGISTRATION, TRAVEL, CONFERENCE	28,100.00	4,550.00	23,550.00	517.582%
A 2855.501-00	SUPPLIES	85,000.00	87,922.00	(2,922.00)	(3.323%)
A 2855.501-07	ATHLETIC/PE SUPPLIES	0.00	3,200.00	(3,200.00)	(100.000%)
A 2855.502-00	AWARDS	6,000.00	7,389.00	(1,389.00)	(18.798%)
A 2855.560-00	UNIFORMS ATHLETIC TEAMS	30,000.00	20,000.00	10,000.00	50.000%
2855	INTERSCHOLATHLETICS * -REG SCHL	3,466,339.90	3,350,360.00	115,979.90	3.462%
A 5510.150-00	SAL - ADMIN OF TRANSPORTATION	28,785.00	28,785.00	0.00	0.000%
A 5510.160-00	SAL-CLERICAL	10,540.50	9,103.35	1,437.15	15.787%
A 5510.161-00	SAL-BUS MONITORS	100,000.00	100,000.00	0.00	0.000%
A 5510.400-00	CONTRACT SVCS	5,000.00	5,000.00	0.00	0.000%
A 5510.440-00	COMPUTERIZED TRANSPORTATION	9,200.00	9,000.00	200.00	2.222%
5510	DISTRICT TRANSPORT- * MEDICAID	153,525.50	151,888.35	1,637.15	1.078%
A 5540.400-00	CONTRACT TRANSPORTATION - REG	10,915,540.00	9,537,707.00	1,377,833.00	14.446%

SOUTH COUNTRY CSD

Budgeting Appropriation Status Report For 2025-26 Approp Budget v3 (Detail)



Account	Description	2025 - 26 Proposed Budget	2024 - 25 Budget	Dollar Change	Percent Change
A 5540.401-00	SCHOOL Addtl Coverage - Reg School	30,000.00	30,000.00	0.00	0.000%
5540	CONTRACT TRANSPORT- * MEDICAID	10,945,540.00	9,567,707.00	1,377,833.00	14.401%
A 5545.401-00	ATHLETICS TRANSPORTATION BY CONTRACT	373,950.00	363,058.00	10,892.00	3.000%
A 5545.403-00	FIELD TRIPS (MUSIC)	54,007.00	44,511.00	9,496.00	21.334%
A 5545.404-00	FIELD TRIPS (MATH)	1,000.00	1,000.00	0.00	0.000%
5545	* 	428,957.00	408,569.00	20,388.00	4.990%
A 5546.400-01	FIELD TRIPS - BRKHVN	5,500.00	5,000.00	500.00	10.000%
A 5546.400-02	FIELD TRIPS - CRITZ	2,500.00	2,500.00	0.00	0.000%
A 5546.400-03	FIELD TRIPS - FPL	3,100.00	3,100.00	0.00	0.000%
A 5546.400-04	FIELD TRIPS - BMS	36,500.00	34,500.00	2,000.00	5.797%
A 5546.400-05	FIELD TRIPS - KS	7,000.00	5,500.00	1,500.00	27.273%
A 5546.400-07	FIELD TRIPS HIGH SCHOOL	14,400.00	13,500.00	900.00	6.667%
A 5546.499-00-4400	FIELD TRIPS- DW	20,000.00	20,000.00	0.00	0.000%
5546	* 	89,000.00	84,100.00	4,900.00	5.826%
A 9010.800-00	EMPLOYEES RETIREMENT	1,445,703.00	1,218,718.00	226,985.00	18.625%
9010	STATE RETIREMENT * 	1,445,703.00	1,218,718.00	226,985.00	18.625%
A 9020.800-00	TEACHER RETIREMENT	5,740,675.79	6,116,645.00	(375,969.21)	(6.147%)
9020	TEACHERS' * RETIREMENT	5,740,675.79	6,116,645.00	(375,969.21)	(6.147%)
A 9030.800-00	SOCIAL SECURITY	5,209,191.00	5,211,026.00	(1,835.00)	(0.035%)
9030	SOCIAL SECURITY * 	5,209,191.00	5,211,026.00	(1,835.00)	(0.035%)
A 9040.800-00	WORKERS' COMPENSATION	450,000.00	200,000.00	250,000.00	125.000%
9040	WORKERS' * COMPENSATION	450,000.00	200,000.00	250,000.00	125.000%

SOUTH COUNTRY CSD

Budgeting Appropriation Status Report For 2025-26 Approp Budget v3 (Detail)



Account	Description	2025 - 26 Proposed Budget	2024 - 25 Budget	Dollar Change	Percent Change
A 9045.800-00	LIFE INSURANCE	173,400.00	94,079.00	79,321.00	84.313%
9045	LIFE INSURANCE *	173,400.00	94,079.00	79,321.00	84.313%
A 9050.800-00	UNEMPLOYMENT INSURANCE	150,000.00	20,000.00	130,000.00	650.000%
9050	UNEMPLOYMENT INSURANCE *	150,000.00	20,000.00	130,000.00	650.000%
A 9055.800-00	DISABILITY INSURANCE	61,262.00	61,262.00	0.00	0.000%
9055	DISABILITY INSURANCE *	61,262.00	61,262.00	0.00	0.000%
A 9060.800-00	HEALTH INSURANCE	17,635,176.02	16,204,320.65	1,430,855.37	8.830%
A 9060.801-00	MEDICARE REIMBURSEMENTS	1,536,934.00	1,557,934.00	(21,000.00)	(1.348%)
A 9060.802-00	HEALTH INS OPT OUT	1,666,250.00	1,475,000.00	191,250.00	12.966%
A 9060.803-00	BTAA Health Reimbursement	60,500.00	60,500.00	0.00	0.000%
9060	HOSPITAL, MEDICAL & DENTAL INS *	20,898,860.02	19,297,754.65	1,601,105.37	8.297%
A 9070.800-00	DENTAL INSURANCE	579,629.00	621,971.00	(42,342.00)	(6.808%)
9070	UNION WELFARE BENEFITS *	579,629.00	621,971.00	(42,342.00)	(6.808%)
A 9090.800-00	TERMINAL LEAVE PAYOUTS & SL BUYBACKS	500,000.00	100,000.00	400,000.00	400.000%
9090	* *	500,000.00	100,000.00	400,000.00	400.000%
A 9711.600-00	SERIAL BONDS PRINCIPAL	5,925,000.00	5,875,000.00	50,000.00	0.851%
A 9711.700-00	SERIAL BONDS INTEREST	1,078,950.00	1,135,425.00	(56,475.00)	(4.974%)
9711	* *	7,003,950.00	7,010,425.00	(6,475.00)	(0.092%)
A 9760.700-00	TAX ANTICIPATION NOTE INT	650,000.00	750,000.00	(100,000.00)	(13.333%)
9760	DEBT SERVICE-TAX ANTICIP NOT *	650,000.00	750,000.00	(100,000.00)	(13.333%)

SOUTH COUNTRY CSD

Budgeting Appropriation Status Report For 2025-26 Approp Budget v3 (Detail)



Account	Description	2025 - 26 Proposed Budget	2024 - 25 Budget	Dollar Change	Percent Change
A 9901.930-00	Transfer to School Food Service	50,000.00	50,000.00	0.00	0.000%
A 9901.950-00	TRANSFER TO SPECIAL AID F	250,000.00	250,000.00	0.00	0.000%
9901	TRANSFER TO SPECIAL * AID	300,000.00	300,000.00	0.00	0.000%
A 9950.900-00	TRANSFER TO CAPITAL FUNDS	0.00	1,000,000.00	(1,000,000.00)	(100.000%)
9950	TRANSFER TO CAPITAL *	0.00	1,000,000.00	(1,000,000.00)	(100.000%)
Grand Totals:		147,164,277.00	143,057,785.00	4,106,492.00	2.871%

SOUTH COUNTRY CSD

Revenue Status Report For 2025-26 Revenue Budget



Account	Description	2025 - 26	2024 - 25
		Proposed Budget	Budget
A 1001.000	REAL PROPERTY TAX ITEMS	67,799,796.00	65,006,202.00
A 1040.000	APPROP. OF PLANNED BAL. (NONCIT	4,575,000.00	4,250,000.00
A 1041.000	APPROP. SPEC. TAXES (SUFFOLK)		
A 1080.000	FED. PAYMTS. IN LIEU OF TAXES		
A 1081.000	OTH. PAYMTS IN LIEU OF TAXES	7,742,234.00	7,517,044.00
A 1085.000	STAR	3,696,558.00	4,088,751.00
A 1090.000	INT. & PENAL. ON REAL PROP.TAX		
A 1111.000	TAX ON CONSUMER UTILITY BILLS		
A 1120.000	NONPROP. TAX DISTRIB. BY CO.		
A 1130.000	GROSS RECEIPTS TAX		
A 1310.000	DAY SCH.TUIT-RES.NONVET POSTGR		
A 1311.000	OTHER DAY SCHOOL TUITION (INDV		
A 1315.000	CONTINUING ED TUITION (INDIVID)		
A 1320.000	SUMMER SCHOOL TUITION (INDIVI)		
A 1330.000	TEXTBOOK CHARGES (INDIVIDUALS)		
A 1335.000	OTH STUDENT FEE/CHARGES (INDIV	20,000.00	20,000.00
A 1336.000	OTHER STUDENT FEES (TRIPS)	95,000.00	95,000.00
A 1410.000	ADMISSIONS (FROM INDIVIDUALS)		
A 1489.000	OTHER CHARGES-SERVICES (INDIVI		
A 2228.000	DATA PROCESS. OTH.DIST. & GOV.		
A 2230.000	DAY SCHOOL TUIT-OTH DIST.-FOSTER	50,000.00	50,000.00
A 2232.000	SUMMER SCH. TUIT-OTH DIST. NYS		
A 2235.000	SVS PROV. BOCES-OTH TRANSPORT		
A 2280.000	HEALTH SERVICES FOR OTH DIST.		

SOUTH COUNTRY CSD

Revenue Status Report For 2025-26 Revenue Budget



Account	Description	2025 - 26	2024 - 25
		Proposed Budget	Budget
A 2290.000	NARCOTIC CONT.SVS FOR OTH GVTS		
A 2291.000	NARCOTIC CONTROL SVS FOR BOCES		
A 2304.000	TRANS FOR OTH DIST. CONT. BUS		
A 2308.000	TRANS FOR BOCES-SHUTTLE SVS		
A 2350.000	YOUTH SERVICES, OTH GOVERNMENT		
A 2389.000	TUIT FR NYS,NAT.AM.RESIDE RESV		
A 2395.000	TUITION -DISTS IN OTHER STATES		
A 2401.000	INTERST AND EARNINGS	943,978.00	776,728.00
A 2410.000	RENTAL OF REAL PROPERTY,I-HEAD START	73,272.00	73,272.00
A 2412.000	RENTAL REAL PROPERTY, OTH GVTS		
A 2413.000	RENTAL OF REAL PROPERTY, BOCES		
A 2414.000	RENTAL OF EQUIP. (NOT BUS) IND		
A 2416.000	RENTAL EQUIP.(NOT BUS) OTH GVT.		
A 2440.000	RENTAL OF BUSES		
A 2445.000	ELECTION RENTAL-LIBRARY VOTE	10,000.00	10,000.00
A 2450.000	COMMISSIONS		
A 2620.000	FORFEITURES		
A 2650.000	SALE SCRAP & EXCESS MATERIAL		
A 2655.000	MINOR SALES, OTHER (SPECIFY)		
A 2660.000	SALE OF REAL PROPERTY		
A 2665.000	SALE OF EQUIPMENT		
A 2666.000	SALE OF TRANSPORTATION EQUIP.		
A 2670.000	SALE OF INSTRUCTIONAL SUPPLIES		
A 2680.000	INSURANCE RECOVERIES		
A 2683.000	SELF INSURANCE RECOVERIES		0.00

SOUTH COUNTRY CSD

Revenue Status Report For 2025-26 Revenue Budget



Account	Description	2025 - 26	2024 - 25
		Proposed Budget	Budget
A 2690.000	OTHER COMPENSATION FOR LOSS		0.00
A 2700.000	REIMB OF MEDICARE PART D EXP		0.00
A 2701.000	REFUND PRIOR YR E-RATE	55,000.00	55,000.00
A 2702.000	REFUND OF PRIOR YEAR EXPENDITURES	450,000.00	450,000.00
A 2703.000	OTHER-NOT TRANSPORTATION(SPEC)		
A 2705.000	GIFTS AND DONATIONS		
A 2707.000	MICROSOFT SETTLEMENT REVENUES		
A 2710.000	PREM.ON OBLIGATIONS (TAN)	200,000.00	200,000.00
A 2730.000	REIMB OF MTA PAYROLL EXP		
A 2770.000	OTHER UNCLASSIFIED REV. (S)	75,000.00	75,000.00
A 2771.000	MISC. REV-LIPA REBATES		
A 2772.000	Refund of Old OS checks		
A 2801.000	INTERFUND REVENUES		
A 3017.000	LOSS OF PUBLIC UTILITY VALUA.		
A 3060.000	RECORDS MANAGEMENT		
A 3101.000	BASIC FORMUILA STATE AID	46,164,706.00	45,821,283.00
A 3102.000	LOTTERY AID (SECT 3609A E		0.00
A 3103.000	BOCES AID (SECT 3609A ED	2,291,117.00	1,931,280.00
A 3104.000	TUIT FOR STUDENTS W/DISABILIT.		
A 3105.000	EXCESS COST AID	7,188,795.00	7,965,541.00
A 3106.SBE	SOUND BASIC ED		
A 3260.000	TEXTBOOK AID (INCL TXTBK/		0.00
A 3260.001	HARDWARE & TECHNOLOGY	51,638.00	48,403.00
A 3260.002	TRANSPORTATION		
A 3260.003	BUILDING & BLDG REORG INSCENT		
A 3261.000	SPEC. AID SMALL CITY SCH DIST		
A 3262.000	COMPUTER SOFTWARE AID		0.00

SOUTH COUNTRY CSD

Revenue Status Report For 2025-26 Revenue Budget



Account	Description	2025 - 26	2024 - 25
		Proposed Budget	Budget
A 3263.000	LIBRARY A/V LOAN PROGRAM AID	332,183.00	274,281.00
A 3289.000	OTHER STATE AID/HOMELESS AID	250,000.00	250,000.00
A 3289.001	OTHER STATE AID NEW CAPITAL		
A 3289.002	HIGH TAX AID-NEW 07/08		
A 3820.000	YOUTH PROGRAMS		
A 4107.000	FED. AFFECTED AREAS OPERT. AID		
A 4108.000	FED AFFECTE AREAS-STU.W/DISAB.		
A 4280.000	OTHER FEDERAL AID (SPECIF		
A 4285.000	ARRA FUNDS		
A 4285.ARA	FEDERAL STABILIZATION ARRA		
A 4286.000	CARES ACT ED. STABILIZATION FUND		
A 4289.000	FEDERAL AID		
A 4601.000	MEDIC.ASS'T-SCH AGE-SCH YR PRO	100,000.00	100,000.00
A 5031.000	INTERFUND TRANSFERS (NOT DEBT S		
A 5050.000	INTERFUND TRANSFER - DEBT SERVICE		
A 5700.000	TERM BONDS		
A 5710.000	SERIAL BONDS		
A 5720.000	STATUTORY BONDS		
A 5730.000	BOND ANTICIPATION NOTES		
A 5740.000	CAPITAL NOTES		
A 8012.000	PREMIUM ON DEBT ISSUANCE		
A 8021.000	FUND BALANCE OR (DEFICIT)7/1/96	5,000,000.00	4,000,000.00
	Grand Totals:	147,164,277.00	143,057,785.00

Property Tax Report Card
580235 - SOUTH COUNTRY CSD

2024-2025 - Page 1
Official - as of 04/29/2025 10:58 AM

******Please use Chrome or Firefox browsers when entering the Business Portal to complete the PTRC. Internet Explorer is NOT recommended.******

Note: Some data elements of the Property Tax Report Card have been revised or renamed to more closely follow the Property Tax Cap calculations districts complete on the Office of the State Comptroller website. Please see the Help text above for definitions. Additional guidance on the Property Tax Levy Limit is available on the Office of Educational Management Services website:
<http://www.p12.nysed.gov/mgtserv/propertytax/taxcap/>.

Please also submit an electronic version (PDF or Word) of your school district's 2025-26 Budget Notice to: emscmgt@nysed.gov. This will enable us to help correct any formula or data entry discrepancy quickly.

Notice: The Enacted Budget allows school districts to establish a reserve fund for NYS Teachers' Retirement System Contributions, effective immediately. This reserve, if applicable, should be reported in the Schedule of Reserves under 'Other Reserve' and with a description that says: "To fund employer retirement contributions to the New York State Teachers' Retirement System (TRS.)"

Form Due - April 28, 2025

Form Preparer Name:
 Preparer's Telephone Number:

<u>Shaded Fields Will Calculate</u>	Budgeted 2024-25 (A)	Proposed Budget 2025-26 (B)	Percent Change (C)
Total Budgeted Amount, not including Separate Propositions	143,057,785	147,164,277	2.87 %
A. Proposed Tax Levy to Support the Total Budgeted Amount ¹	69,094,953	71,496,354	
B. Tax Levy to Support Library Debt, if Applicable			
C. Tax Levy for Non-Excludable Propositions, if Applicable ²			
D. Total Tax Cap Reserve Amount Used to Reduce Current Year Levy, if Applicable			
E. Total Proposed School Year Tax Levy (A+B+C-D)	69,094,953	71,496,354	3.48 %
F. Permissible Exclusions to the School Tax Levy Limit	4,409,372	5,427,851	
G. School Tax Levy Limit, <u>Excluding</u> Levy for Permissible Exclusions ³	64,685,581	66,068,503	
H. Total Proposed Tax Levy for School Purposes, <u>Excluding</u> Permissible Exclusions and Levy for Library Debt, Plus Prior Year Tax Cap Reserve (E-B-F+D)	64,685,581	66,068,503	
I. Difference: (G-H);(negative value requires 60.0% voter approval) ²	0	0	
Public School Enrollment	3,873	3,755	-3.05 %
Consumer Price Index			2.95 %

¹ Include any prior year reserve for excess tax levy, including interest.

² Tax levy associated with educational or transportation services propositions are not eligible for exclusion under the School Tax Levy Limit and may affect voter approval requirements.

³ For 2025-26, includes any carryover from 2024-25 and excludes any tax levy for library debt or prior year reserve for excess tax levy, including interest.

	Actual 2024-25 (D)	Estimated 2025-26 (E)
Adjusted Restricted Fund Balance	22,902,427	19,414,896
Assigned Appropriated Fund Balance	4,000,000	5,000,000
Adjusted Unrestricted Fund Balance	4,755,059	1,471,643
Adjusted Unrestricted Fund Balance as a Percent of the Total Budget	3.32 %	1.00 %

Schedule of Reserve Funds

Reserve Type	Reserve Name	Reserve Description *	3/31/25 Actual Balance	6/30/25 Estimated Ending Balance	Intended Use of the Reserve in the 2025-26 School Year (Limit 200 Characters)**
--------------	--------------	-----------------------	------------------------	----------------------------------	---

Note: Be sure to click on the Save button at the bottom after each additional Reserve you add under Capital, Property Loss, Liability, or Other Reserve.

Capital	CAPITAL	For the cost of any object or purpose for which bonds may be issued.	4,180,598	4,271,599	\$2,315,000 planned use in 2025-26 pending voter approval 5/20/25
Repair		For the cost of repairs to capital improvements or equipment.			
Workers Compensation	WORKERS COMPENSATION	For self-insured Workers Compensation and benefits.	1,554,529	1,588,368	\$650,000 planned use in 2025-26
Unemployment Insurance	UNEMPLOYMENT	For reimbursement to the State Unemployment Insurance Fund.	1,270,549	298,521	\$150,000 planned use in 2025-26
Reserve for Tax Reduction		For the gradual use of the proceeds of the sale of school district real property.			
Mandatory Reserve for		For proceeds from the sale of district			

Debt Service

capital assets or improvement, restricted to debt service.

Insurance

For liability, casualty, and other types of uninsured losses.

Property Loss + (add)

To cover property loss.

Liability

To cover incurred liability claims.

Tax Certiorari

For tax certiorari settlements.

Reserve for Insurance Recoveries

For unexpended proceeds of insurance recoveries at fiscal year end.

Employee Benefit Accrued Liability

EMPLOYEE BENEFIT ACCRUED LIABILITY

For accrued 'employee benefits' due to employees upon termination of service.

\$750,000 planned use in 2025-26

Retirement Contribution

EMPLOYEES RETIREMENT SYSTEM

For employer retirement contributions to the State and Local Employees' Retirement System.

\$1,425,000 planned use in 2025-26

Reserve for Uncollected Taxes

For unpaid taxes due certain city school districts not reimbursed by their city/county until the following fiscal year.

Single Other Reserve

TEACHERS RETIREMENT SYSTEM

\$1,600,000 planned use in 2025-26

*** NYSED Reserve Guidance:**

http://www.p12.nysed.gov/mgt/serv/accounting/docs/reserve_funds.pdf

OSC Reserve Guidance: <http://osc.state.ny.us/localgov/pubs/listacctg.htm#reservefunds>

****Provide a brief, but specific, statement of the planned use and appropriation for the reserve in SY 2025-26. Mention any capital expenditures that will need to be voted upon in the upcoming Budget Vote.**

Save	Reset	Save & Ready
------	-------	--------------

SOUTH COUNTRY CSD - NEW YORK STATE REPORT CARD [2023 - 24]

The New York State Report Card is an important part of the Board of Regents' effort to create educational equity and raise learning standards for all students. Knowledge gained from the report card on a school's or district's strengths and weaknesses can be used to improve instruction and services to students. The report card provides information to the public on school/district staff, students, and measures of school and district performance as required by the Every Student Succeeds Act (ESSA). Fundamentally, ESSA is about creating a set of interlocking strategies to promote educational equity by providing support to districts and schools as they work to ensure that every student succeeds. New York State is committed to ensuring that all students succeed and thrive in school no matter who they are, where they live, where they go to school, or where they come from.

2024-25 ACCOUNTABILITY STATUS AND SUPPORT MODEL BASED ON 2023-24 DATA

For information about how 2024-25 accountability statuses and support models were determined, see [Understanding the New York State Accountability System under the Every Student Succeeds Act \(ESSA\) for 2024-25 Accountability Statuses Based on 2023-24 Results](#).

TARGET DISTRICT

SECTION 1003 SCHOOL IMPROVEMENT FUNDS (2023-24)

The link below provides a list of all Local Education Agencies and public schools that received Section 1003 school improvement funds, including the amount of funds each school received and the types of strategies implemented in each school with such funds.

[Section 1003 School Improvement Funds Data \(74.01 kilobytes\)](#)

For information on the use of Title I School Improvement funds, see:

- 2023-24 Title I School Improvement Grant 1003 (Basic)
- 2023-24 Title I School Improvement Grant 1003 Coaching for Excellence Grant
- 2023-24 Title I School Improvement Grant 1003 High School Redesign (HSR) Continuation Grant
- 2023-24 Title I School Improvement Grant 1003 Targeted Support for Long-term Identified Schools Grant
- 2024 Title I School Improvement Grant 1003 (Planning)
- 2024 Title I School Improvement Grant 1003 Supplemental Support
- 2024 Title I School Improvement Grant 1003 Resource Allocation Review (RAR) Pilot
- 2020-24 NYSIP-PLC Phase III

ELEMENTARY/MIDDLE STATUSES AND SUPPORT MODELS BY SUBGROUP

Subgroup	Status And Support Model	Made Progress
All Students	Comprehensive Support and Improvement	NA
Asian or Native Hawaiian/Other Pacific Islander	Local Support and Improvement	NA
Black or African American	Additional Targeted Support and Improvement	No
Hispanic or Latino	Targeted Support and Improvement	No
Multiracial	Local Support and Improvement	NA
White	Local Support and Improvement	NA
English Language Learner	Targeted Support and Improvement	NA
Students with Disabilities	Local Support and Improvement	NA
Economically Disadvantaged	Targeted Support and Improvement	No

SECONDARY GRADUATION RATE

Subgroup	Cohort	Number In Cohort	Number Graduated	Grad Rate	Average Grad Rate	Level
All Students	4-year	364	305	83.8%	90.2%	2
	5-year	348	328	94.3%		
	6-year	371	343	92.5%		
American Indian or Alaska Native	4-year	4	–	–	–	–
	5-year	1	–	–		
	6-year	2	–	–		
Asian or Native Hawaiian/Other Pacific Islander	4-year	6	–	–	–	–
	5-year	4	–	–		
	6-year	3	–	–		
Black or African American	4-year	56	49	87.5%	90.6%	2
	5-year	61	59	96.7%		
	6-year	65	57	87.7%		
Hispanic or Latino	4-year	151	112	74.2%	85.5%	2
	5-year	144	134	93.1%		
	6-year	140	125	89.3%		
Multiracial	4-year	7	–	–	–	–
	5-year	6	–	–		
	6-year	6	–	–		
White	4-year	140	129	92.1%	94.5%	3
	5-year	132	125	94.7%		
	6-year	155	150	96.8%		
English Language Learner	4-year	54	23	42.6%	66.9%	2
	5-year	46	37	80.4%		
	6-year	45	35	77.8%		
Students with Disabilities	4-year	54	33	61.1%	76.9%	3
	5-year	33	30	90.9%		
	6-year	56	44	78.6%		
Economically Disadvantaged	4-year	203	163	80.3%	87.9%	3
	5-year	199	183	92%		
	6-year	198	181	91.4%		

NATIONAL ASSESSMENT OF EDUCATION PROGRESS (NAEP) RESULTS (2024)

National Assessment of Education Progress (NAEP) are reported for statewide (New York State) and national results only. District- and school-level results are not reported for NAEP.

NEW YORK STATE NAEP GRADE 4

SUBGROUP	READING				MATH			
	BELOW BASIC	BASIC	PROFICIENT	ADVANCED	BELOW BASIC	BASIC	PROFICIENT	ADVANCED
All Students	41%	28%	22%	9%	28%	36%	29%	8%
Students with Disabilities	73%	18%	8%	1%	63%	28%	7%	2%
American Indian/Alaska Native
Asian/Pacific Islander	26%	25%	30%	19%	14%	26%	40%	20%
Black	55%	29%	13%	3%	44%	39%	15%	2%
Hispanic	51%	27%	16%	6%	39%	38%	20%	3%
White	32%	31%	26%	11%	19%	35%	36%	10%
Two or more races	39%	23%	25%	14%	12%	40%	33%	14%
English Language Learners	79%	17%	3%	0%	59%	29%	12%	1%
Economically Disadvantaged	52%	28%	16%	5%	39%	37%	20%	3%

NEW YORK STATE NAEP GRADE 8

SUBGROUP	READING				MATH			
	BELOW BASIC	BASIC	PROFICIENT	ADVANCED	BELOW BASIC	BASIC	PROFICIENT	ADVANCED
All Students	35%	34%	26%	5%	42%	31%	18%	8%
Students with Disabilities	65%	25%	10%	1%	73%	19%	6%	2%
American Indian/Alaska Native
Asian/Pacific Islander	17%	32%	38%	13%	19%	24%	30%	27%
Black	42%	37%	19%	2%	56%	28%	13%	2%
Hispanic	47%	32%	19%	2%	59%	29%	10%	2%
White	28%	36%	30%	7%	29%	36%	25%	10%
Two or more races	45%	32%	17%	6%
English Language Learners	85%	10%	4%	1%	83%	13%	4%	1%
Economically Disadvantaged	44%	34%	19%	3%	54%	29%	14%	4%

*Reporting standards not met.

NEW YORK STATE NAEP PARTICIPATION RATES

	Grade 4 Participation Rate		Grade 8 Participation Rate	
	READING	MATH	READING	MATH
All Students	89%	89%	79%	81%
Students with Disabilities	85%	91%	87%	93%
English Language Learners	83%	84%	78%	90%

Note: Group values may not sum to 100% due to rounding.

NATIONAL NAEP GRADE 4

SUBGROUP	READING				MATH			
	BELOW BASIC	BASIC	PROFICIENT	ADVANCED	BELOW BASIC	BASIC	PROFICIENT	ADVANCED
All Students	41%	29%	22%	8%	24%	36%	31%	9%
Students with Disabilities	72%	18%	8%	1%	53%	31%	13%	3%
American Indian/Alaska Native	59%	26%	13%	3%	43%	37%	18%	2%
Asian/Pacific Islander	23%	26%	31%	20%	12%	24%	39%	25%
Black	57%	27%	13%	3%	41%	40%	17%	2%
Hispanic	52%	27%	16%	4%	34%	39%	23%	4%
White	30%	31%	28%	11%	14%	35%	39%	12%
Two or more races	37%	29%	24%	10%	20%	36%	33%	11%
English Language Learners	71%	21%	7%	1%	48%	36%	14%	2%
Economically Disadvantaged	53%	28%	16%	4%	35%	40%	22%	3%

NATIONAL NAEP GRADE 8

SUBGROUP	READING				MATH			
	BELOW BASIC	BASIC	PROFICIENT	ADVANCED	BELOW BASIC	BASIC	PROFICIENT	ADVANCED
All Students	34%	37%	25%	4%	41%	32%	19%	8%
Students with Disabilities	67%	25%	8%	1%	75%	18%	5%	2%
American Indian/Alaska Native	45%	38%	16%	1%	60%	29%	9%	3%
Asian/Pacific Islander	17%	30%	40%	13%	18%	26%	28%	29%
Black	48%	36%	15%	1%	63%	27%	8%	2%
Hispanic	45%	36%	17%	1%	55%	30%	12%	2%
White	25%	39%	32%	5%	28%	36%	27%	10%
Two or more races	30%	36%	30%	4%	38%	33%	20%	9%
English Language Learners	71%	25%	5%	0%	77%	18%	4%	1%
Economically Disadvantaged	46%	37%	16%	1%	55%	31%	12%	3%

*Reporting standards not met.

NATIONAL NAEP PARTICIPATION RATES

	Grade 4 Participation Rate		Grade 8 Participation Rate	
	READING	MATH	READING	MATH
All Students	92%	92%	88%	89%
Students with Disabilities	89%	90%	89%	90%
English Language Learners	92%	93%	91%	92%

Note: Group values may not sum to 100% due to rounding.

TOTAL COHORT GRADUATION RATE (2023-24)

Graduation Rate data are for students who first entered grade 9, four years prior to this reporting year. Graduates are as of August following the close of the reporting year. Click on High School Graduation Rate Data report to see district and state comparisons and to filter on gender, ethnicity, and other student subgroups or by 5- and 6-year graduation rates.

Subgroup	Total Enrolled	GRAD RATE		REGENTS WITH ADVANCED DESIGNATION		REGENTS DIPLOMA		LOCAL DIPLOMA		NON DIPLOMA CRED		STILL ENROLLED		GED TRANSFER		DROPOUT	
		#	%	#	%	#	%	#	%	#	%	#	%	#	%	#	%
All Students	377	314	83%	124	33%	177	47%	13	3%	0	0%	46	12%	0	0%	17	5%
Female	167	143	86%	62	37%	78	47%	3	2%	0	0%	18	11%	0	0%	6	4%
Male	210	171	81%	62	30%	99	47%	10	5%	0	0%	28	13%	0	0%	11	5%
Non-binary	0	0	0%	0	0%	0	0%	0	0%	0	0%	0	0%	0	0%	0	0%
General Education Students	319	273	86%	122	38%	150	47%	1	0%	0	0%	34	11%	0	0%	12	4%
Students with Disabilities	58	41	71%	2	3%	27	47%	12	21%	0	0%	12	21%	0	0%	5	9%
American Indian or Alaska Native	1	-	-	-	-	-	-	-	-	-	-	-	-	-	-	-	-
Asian or Native Hawaiian/Other Pacific Islander	4	-	-	-	-	-	-	-	-	-	-	-	-	-	-	-	-
Black or African American	54	45	83%	10	19%	32	59%	3	6%	0	0%	8	15%	0	0%	1	2%
Hispanic or Latino	160	119	74%	28	18%	87	54%	4	3%	0	0%	28	18%	0	0%	13	8%
White	146	133	91%	82	56%	46	32%	5	3%	0	0%	10	7%	0	0%	3	2%
Multiracial	12	12	100%	1	8%	10	83%	1	8%	0	0%	0	0%	0	0%	0	0%
Economically Disadvantaged	193	157	81%	36	19%	113	59%	8	4%	0	0%	28	15%	0	0%	8	4%
Not Economically Disadvantaged	184	157	85%	88	48%	64	35%	5	3%	0	0%	18	10%	0	0%	9	5%
English Language Learner	42	14	33%	0	0%	12	29%	2	5%	0	0%	19	45%	0	0%	9	21%
Non-English Language Learner	335	300	90%	124	37%	165	49%	11	3%	0	0%	27	8%	0	0%	8	2%
In Foster Care	0	0	0%	0	0%	0	0%	0	0%	0	0%	0	0%	0	0%	0	0%
Not in Foster Care	377	314	83%	124	33%	177	47%	13	3%	0	0%	46	12%	0	0%	17	5%

Subgroup	Total Enrolled	GRAD RATE		REGENTS WITH ADVANCED DESIGNATION		REGENTS DIPLOMA		LOCAL DIPLOMA		NON DIPLOMA CRED		STILL ENROLLED		GED TRANSFER		DROPOUT	
		#	%	#	%	#	%	#	%	#	%	#	%	#	%	#	%
Homeless	13	7	54%	0	0%	5	38%	2	15%	0	0%	3	23%	0	0%	3	23%
Not Homeless	364	307	84%	124	34%	172	47%	11	3%	0	0%	43	12%	0	0%	14	4%
Migrant	0	0	0%	0	0%	0	0%	0	0%	0	0%	0	0%	0	0%	0	0%
Not Migrant	377	314	83%	124	33%	177	47%	13	3%	0	0%	46	12%	0	0%	17	5%
Parent in Armed Forces	0	0	0%	0	0%	0	0%	0	0%	0	0%	0	0%	0	0%	0	0%
Parent Not in Armed Forces	377	314	83%	124	33%	177	47%	13	3%	0	0%	46	12%	0	0%	17	5%

© COPYRIGHT NEW YORK STATE EDUCATION DEPARTMENT, ALL RIGHTS RESERVED.

THIS DOCUMENT WAS CREATED ON: APRIL 29, 2025, 11:05 AM EST

SOUTH COUNTRY CSD

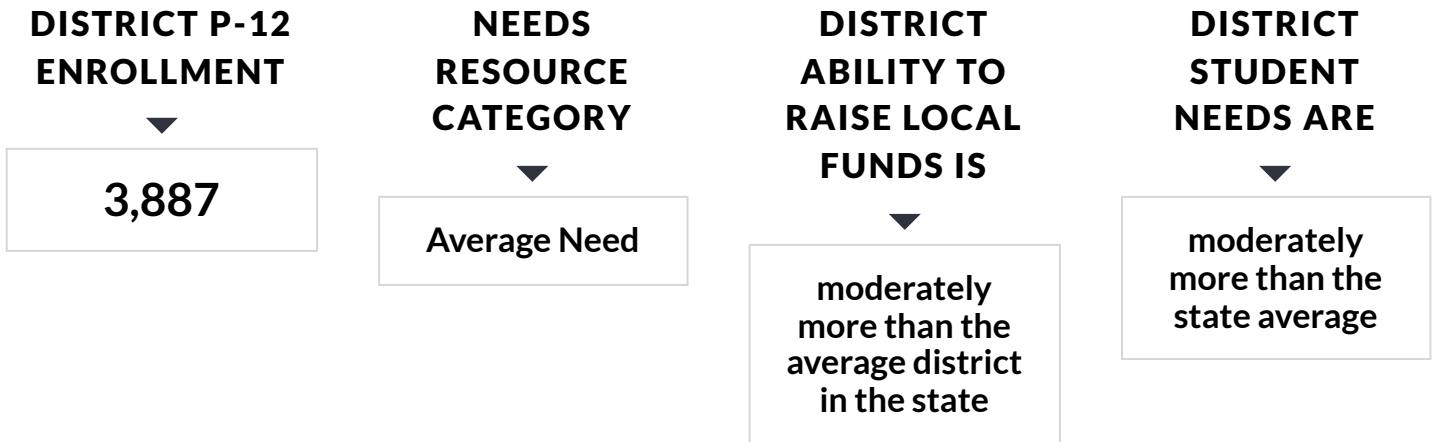
2022-23 School Year Financial Transparency Report

The tables below display per pupil expenditures for charter schools, traditional public schools, as well as district averages that may be higher or lower than an individual school.

All amounts shown on this report (except exclusions) are per pupil of the entire school or district, unless otherwise noted.

| Business Rules

Economic and Student Characteristics

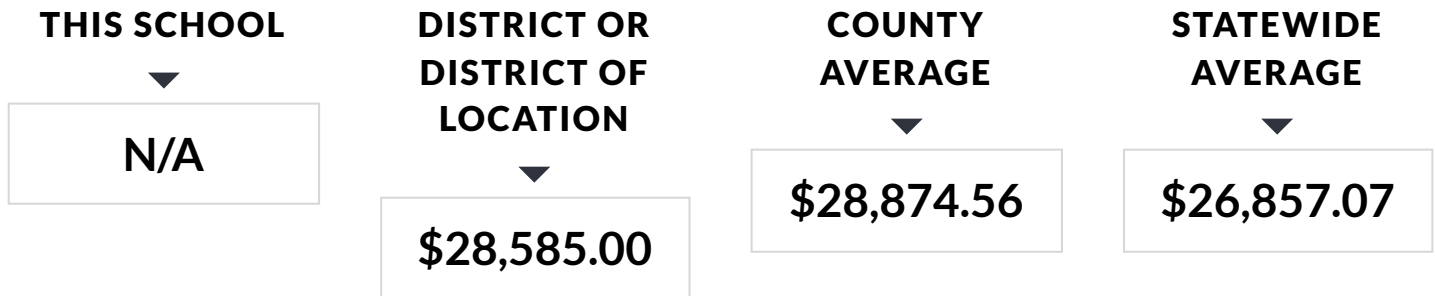


Student Demographics

Enrollment	SOUTH COUNTRY CSD
All Students	3,887
Economically Disadvantaged	59%
Students with Disabilities	16%
English Language Learners	17%
» Race/Ethnicity	

Staffing Profile	SOUTH COUNTRY CSD
Student-to-Teacher Ratio	11
Teachers with Fewer than 4 years of Experience %	10%
Teachers with 4-20 Years of Experience %	55%
Teachers with 21+ Years of Experience %	35%

Comparison: How do per pupil expenditures compare?



Report View One: How Much is Being Spent on Instruction and Administration?

For traditional school districts, school level data (entries A through D) represent the average per pupil school level expenditures for all schools in the district. For charter schools, these entries reflect school level expenditures for the particular charter school only. Entries E through H reflect central expenditures.

Total spending (entry I) represents all non-excluded per pupil expenditures. For traditional school districts, this represents the average per pupil expenditures of all schools in the district. For charter schools, this represents per pupil school level expenditures.

School Cost(A-D) Central Cost(E-H) Combined Cost(I)

Report View One Per Pupil Expenditure Categories	SOUTH COUNTRY CSD
>> A. Instruction (A1 + A2 + A3 + A4)	\$17,573.72

Report View One Per Pupil Expenditure Categories	SOUTH COUNTRY CSD
» B. Administration (B1 + B2 + B3)	\$2,230.86
» C. All Other Spending (C1 + C2 + C3)	\$1,801.14
D. Total School Level (A + B + C)	\$21,605.72
» E. Central Instruction (E1 + E2 + E3 + E4)	\$394.67
» F. Central Administration (F1 + F2 + F3)	\$2,144.84
» G. All Other Central Spending (G1 + G2 + G3)	\$4,439.70
H. Total Central Costs	\$6,979.20
I. Total Spending (D + H)	\$28,584.92

Report View Two: How are the Local/State and Federal Funds Spent?

Report View Two presents the same expenditures reported in View One, but disaggregates that spending by local/state/federal/other revenue source.

For traditional school districts, school level data (entries J and K) represent the average per pupil school level expenditures for all schools in the district. For charter schools, these entries reflect school level expenditures for the charter school. Entries L and M reflect central expenditures.

Total spending (entry N) represents all non-excluded per pupil expenditures. For traditional school districts, this represents the average per pupil expenditures of all schools in the district. For charter schools, this represents per pupil school level expenditures.

School Cost(Pre-J–K)

Central Cost(Pre-L–M)

Combined Cost(N)

Report View Two Per Pupil Expenditure Categories	SOUTH COUNTRY CSD
J. Total School Level Local/State Spending	\$19,036.59
» K. Total School Level Federal Spending	\$2,569.13
L. Total Central Level Local/State Spending	\$6,979.20
M. Total Central Level Federal Spending	\$0.00
N. Total Spending (J + K + L + M)	\$28,584.92

Detailed Spending: How Much is Spent Per Pupil in Selected Program Areas?

Program Area Details in entries O through Z represent subsets of spending in Report View One and Report View Two. Five program areas are broken out. To calculate per pupil expenditures P-12 enrollment is used for pupil services, community schools programs, and BOCES services. Enrollments for the program areas are used for special education, ELL services, and prekindergarten.

Entries O through T represent school level expenditures. For charter schools, data represents per pupil expenditures in each of category in the selected school. For traditional school districts, data under the district column represent the district average of all schools in each of these categories.

Entries U through Z represent central expenditures.

School Cost(O-T)

Central Cost(U-Z)

»	Program Detail Areas
	Program areas are included within the above School Level Expenditures (Row D) and Central Costs (Row H)

Exclusions: What Other Spending is not Included in the Per Pupil Amounts Shown Above?

The final section represents total expenditures, with the following exclusions that were not included in the per pupil expenditure calculations above: transportation, tuition, debt service, and other.

“Other Exclusions” include expenditures such as tuition for students attending BOCES full-time, services provided to nonpublic or charter schools, prekindergarten payments to community-based organizations, and community services.

Central Cost(1-5 & Percent Excluded from Total)

Combined Cost(Total Expenditures)



Excluded Expenditures	SOUTH COUNTRY CSD
1. Transportation	\$9,925,168.17
2. Charter School Tuition	\$460,147.00
3. Other Tuition	\$1,540,471.12

Excluded Expenditures	SOUTH COUNTRY CSD
4. Debt Service	\$8,331,383.31
5. Other	\$13,525,692.67
Percent Excluded from Total	23%
Total Expenditures	\$144,892,446.97

© COPYRIGHT NEW YORK STATE EDUCATION DEPARTMENT, ALL RIGHTS RESERVED.

THIS DOCUMENT WAS CREATED ON: APRIL 29, 2025, 10:40 AM EST

Entity Name: SOUTH COUNTRY CSD
 BEDS Code: 580235
 Claim Year: 2023-2024

Welcome Jennifer Segui (School Entity User) CORE 05/01/2025 09:29 AM Home | Issue Reporting | Help | Logout

Entity Info | Forms | Claim Verifications | Activity Log | Reports

You Have Selected the 'Official' Data Area.
 The Data State of the form set is: "Clean"

[Print Legacy](#) | [Print Form](#) | [Print Blank](#) | [Print Text Only](#)

District Name:
 Contact Person:

District Code:
 Telephone:
 Tel Extension:

School Administrator Salary Disclosure Form

Form Due May 13, 2024 2024-2025 Salary Threshold = \$169,000

In response to legislative efforts to encourage greater cost sharing in service provision and local government administration, we now provide a section for districts that share administrative staff to highlight these efforts for the upcoming school year. Each sharing district should identify in the form the other district(s) with which they will be sharing administrative staff for school year 2024-2025.

If you will be sharing a Superintendent, list the other district (or districts) in the text box. If you will be sharing other administrative staff required to be reported, please send an email to EMSCMGTS@nysed.gov indicating the title of the staff persons(s) as well as the other district(s) involved in the cost-sharing.

*The salaries, benefits and other compensation reported in the form should reflect only the financial support or commitment that your district will be making. They should **not** reflect the total amounts budgeted to be paid by all participating districts over the school year.*

Report Estimated Salaries in the Budget for the 2024-2025 School Year
 Sections 1608 and 1716 of the Education Law
 (Please read the instructions and definitions before completing this form.)

Title	Salary	Employee Benefits	Other Remuneration
1. Superintendent of Schools	237,500	67,446	6,000
Please list the district or districts with which you will be sharing a superintendent (if applicable): <input type="text"/>			
Associate, Assistant and Deputy Superintendents (Example Titles: Associate Superintendent for Instruction, Deputy Superintendent, Assistant Superintendent for Business, etc.)			
2. ASST SUPT FOR PERSONNEL & GENERAL ADMINISTRATION	190,000	62,018	
3. ASSISTANT SUPT FOR CURRICULUM, INSTRUCTION & /	193,921	62,468	
4. ASST SUPT FOR FINANCE & MANAGEMENT SERVICES	191,900	62,236	
5.			
6.			
7.			
8.			
9.			
10.			
11.			
12.			
13.			
14.			
15.			
16.			
17.			
18.			
19.			
20.			
21.			
22.			
23.			
24.			
25.			
26.			



**NYS BOARD OF REAL PROPERTY SERVICES
LOCAL GOVERNMENT EXEMPTION IMPACT REPORT**

(for local use only -- not to be filed with NYS Board of Real Property Services)

Date: 07/02/2024

Taxing Jurisdiction: 4722

Fiscal Year Beginning: 2024

School District: 472204 SOUTH COUNTRY & BROOKHAVEN

Total assessed value in taxing jurisdiction: 37,470,355

Exemption Code (Column A)	Exemption Description (Column B)	Statutory Authority (Column C)	Number of Exemptions (Column D)	Total Equalized Value (Column E)	Percentage of Value Exempted (Column F)
2100	New York State	RPTL 404(1)	78	99,534	0.27%
3100	County	RPTL 406(1)	925	816,423	2.18%
3240	Suffok County Sewer	RPTL 406(3)	4	1,680	0.00%
3500	Town	RPTL 406(1)	1015	725,154	1.94%
3650	Village	RPTL 406(1)	22	136,930	0.37%
3800	School	RPTL 408	13	1,930,665	5.15%
3850	Boces	RPTL 408	5	50,175	0.13%
3890	Suffolk County Water	RPTL 412	7	14,875	0.04%
4100	U.S.A.	RPTL 400(1)	45	590,995	1.58%
4110	USA - SPECIFIED USES	STATE L 54	1	2,500	0.01%
8020	Industrial Develoment Agency	RPTL 412-a	30	4,366,875	11.65%
1600	Parsonage	RPTL 462	5	22,250	0.06%
5110	Church - Religious	RPTL 420-a	30	181,170	0.48%
5150	Educational	RPTL 420-a	4	48,200	0.13%
5130	Charity	RPTL 420-a	164	303,716	0.81%
5210	Hospital	RPTL 420-a	5	338,575	0.90%
5230	Moral / Mental Improvement	RPTL 420-a	11	53,740	0.14%
5300	Community Library Society	RPTL 420-b	3	126,020	0.34%
6100	Amercian Legion, VFW, DAR	RPTL 452	1	4,000	0.01%
6250	Historical	RPTL 444	1	23,200	0.06%
6400	VOL FIRE-AMB DIST PROP	RPTL 464(2)	41	136,940	0.37%
7200	R.R. Sport	RPTL 489-d&dd	3	37,980	0.10%
7350	Cemetery	RPTL 446	5	105	0.00%
8540	Mental Hostel	RPTL 422	13	37,484	0.10%
9350	Trustees Playground,Lib.,Hosp.	RPTL 438	1	5,000	0.01%
1120	VETERAN-NON COMBAT (CTS)	RPTL 458-A	1	41	0.00%
1124	VETERAN-NON COMBAT (S)	RPTL 458-A	296	19,435	0.05%
1134	VETERAN-COMBAT (S)	RPTL 458-A	251	27,324	0.07%
1140	DISABLED VETERAN (CTS)	RPTL 458-A	9	1,398	0.00%
1144	DISABLED VETERAN (S)	RPTL 458-A	98	20,465	0.05%
1164	VETERAN-COLD WAR	RPTL 458-B	49	3,315	0.01%
1170	VETERAN-COLD WAR DISABLED	RPTL 458-B	3	342	0.00%
1174	VETERAN-COLD WAR DISABLED	RPTL 458-B	2	648	0.00%
1400	Clergy	RPTL 460	8	12,000	0.03%
1690	Vol Fire & Ambulance	RPTL466c,d,e,f,g,h&i	138	39,801	0.11%
1700	Ag Bldg (Horticulture)	RPTL 483	1	1,875	0.01%
1720	Agricultural Land	AG-MKTS L 305	25	33,813	0.09%
1800	Senior (Cty, Twn, Sch)	RPTL 467	138	163,681	0.44%
1804	SENIOR (SCH)	RPTL 467	56	57,375	0.15%
1810	SENIOR (CTY, SCH)	RPTL 467	3	4,178	0.01%
1860	SENIOR (TWN, SCH)	RPTL 467	1	114	0.00%
1834	Star Enhanced	RPTL 425	841	701,554	1.87%