



AVELA Virtual Academy Enrollment

Access the application link by entering *www.forneyisd.net/virtual*

AVELA is our
new enrollment
platform that will
feed data into
Skyward.



Makes enrollment easier
with  AVELA

Phone Sign up with email

Forgot phone number? [Account lookup](#)

Send Code

By signing up, you agree to receive periodic
SMS with updates

Already have an account?

Log In

Helpful tips when
completing the
online
application.



You're ready to start a new form.


Click below to get started

 Start form

Or

+ Add another student

Select Start Form

 Start form

This screenshot shows the 'Start form' page. At the top left is a hamburger menu icon and the FUSD logo. At the top right is a language dropdown set to 'English'. Below the header is a dark bar with a back arrow and the text 'Start form'. The main content area is light blue and contains a white box titled 'Select student and enrollment period'. Inside this box, there is a section 'Who is this form for?' with a 'Select student' dropdown menu and an 'Add new student' button. Below that is a section 'For what enrollment period?' with a dropdown menu showing '2025-26 School Year'.

For currently enrolled students, you can select your student's name.

This screenshot shows the 'Add a student' page. At the top left is a hamburger menu icon and the FUSD logo. At the top right is a language dropdown set to 'English'. Below the header is a dark bar with a back arrow and the text 'Add a student'. The main content area is light blue and features a blue circular profile icon at the top center. Below the icon are several form fields: 'First name' (with placeholder 'E.g.: Alex'), 'Middle name (Optional)' (with placeholder 'E.g.: Dan'), 'Last name' (with placeholder 'E.g.: Doe'), and 'Date of birth' (with placeholder 'mm/dd/yyyy' and a calendar icon). A note below the date field states: 'Birth date can't be changed after adding a student. Some grades may have birth date cutoffs.' Below the note is an 'Address' section with an 'Add new address' button. At the bottom of the form is a dark 'Add student' button.

For new students to FUSD, click to “add new student”

Students



Sample Student



Start form

← Start form

Select student and enrollment period

Who is this form for?

Sample Student



Add new student

For what enrollment period?

2025-26 School Year



What do you want to do?

Select form



Select student and enrollment period

Who is this form for?

Sample Student



Add new student

For what enrollment period?

2025-26 School Year



What do you want to do?

Select form



Enroll in Grades 1-12

Enroll in Kindergarten

Pre-K Qualifier

Submit Academies Form

Thank you for your interest in the Forney ISD Academies. This form is intended for students who are not currently enrolled in an academy or those who wish to transfer to a different

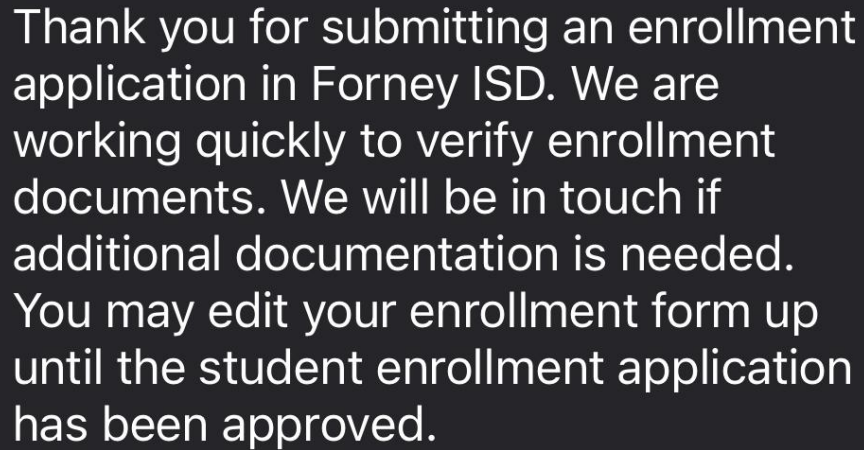
What do you want to do?

Select Submit
Academies Form



You will be guided through a series of questions and requests to uploaded documents. You may leave and go back to the application at any point.

At the end of the application, you will receive an email or text message confirming your application submission.



Thank you for submitting an enrollment application in Forney ISD. We are working quickly to verify enrollment documents. We will be in touch if additional documentation is needed. You may edit your enrollment form up until the student enrollment application has been approved.