



May Board Report

Carberry Elementary School

Emmett School District
Greg Alexander, Principal

Highlights:

- ★ Enrollments (383, down 2 from 4/10) from 4/10/25-5/8/25

<u>Grade</u>	<u>Enrolled</u>	<u>Attendance</u>
<u>Kindergarten</u>	<u>41 down 1</u>	<u>96.43% up from 92.79%</u>
<u>1st Grade</u>	<u>53</u>	<u>94.10% down from 94.22%</u>
<u>2nd Grade</u>	<u>65 down 1</u>	<u>94.77% up from 94.23%</u>
<u>3rd Grade</u>	<u>72</u>	<u>93.54% down from 95.80%</u>
<u>4th Grade</u>	<u>74</u>	<u>96.22% up from 95.8%</u>
<u>5th Grade</u>	<u>78</u>	<u>94.56% up from 93.91%</u>
<u>Total Enrolled</u>	<u>383 down 2</u>	K-5th average attendance for 4/10-5/8 was 94.85%, up from 94.6% during the April report. When I ran 8/19/2024-5/8/2025, we had 402 students enrolled at some point and 94.94% attendance during the majority of the year. 1st-5th grade during that time had an attendance of 95.03%

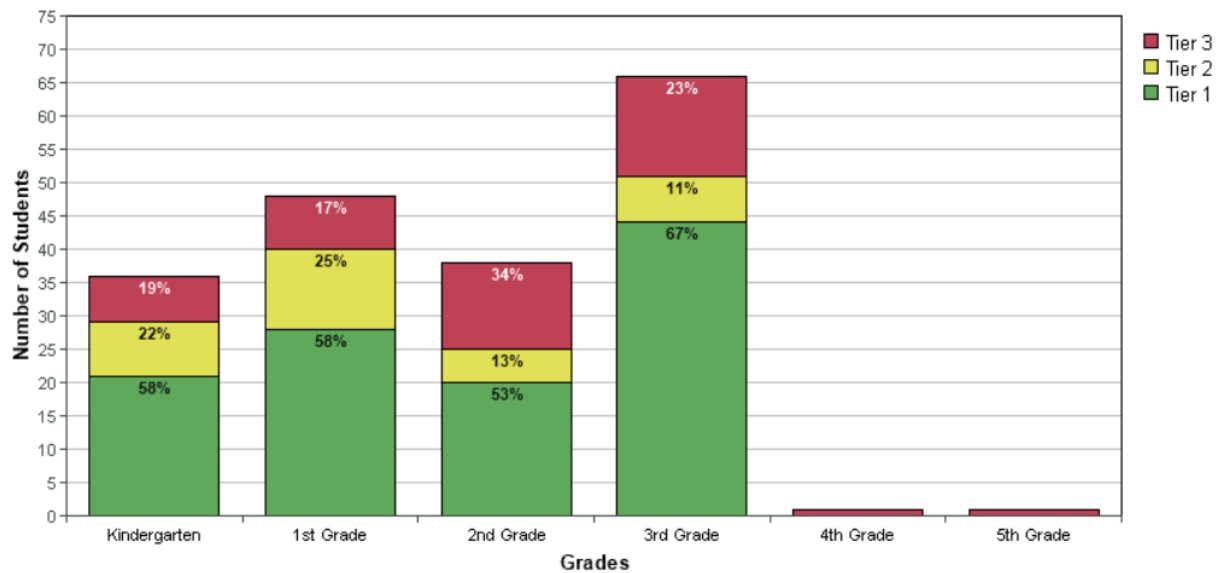
★ ISAT/ISIP Data

- ISAT Scores - CES is excited that we have outperformed the state in **Science ISAT** again by 13%. Mr. Driever's class scored 68% but it is even higher when those he doesn't teach science to are removed, nearly 78% proficient or advanced. (34% higher than the State average.) Well done Mr. D.

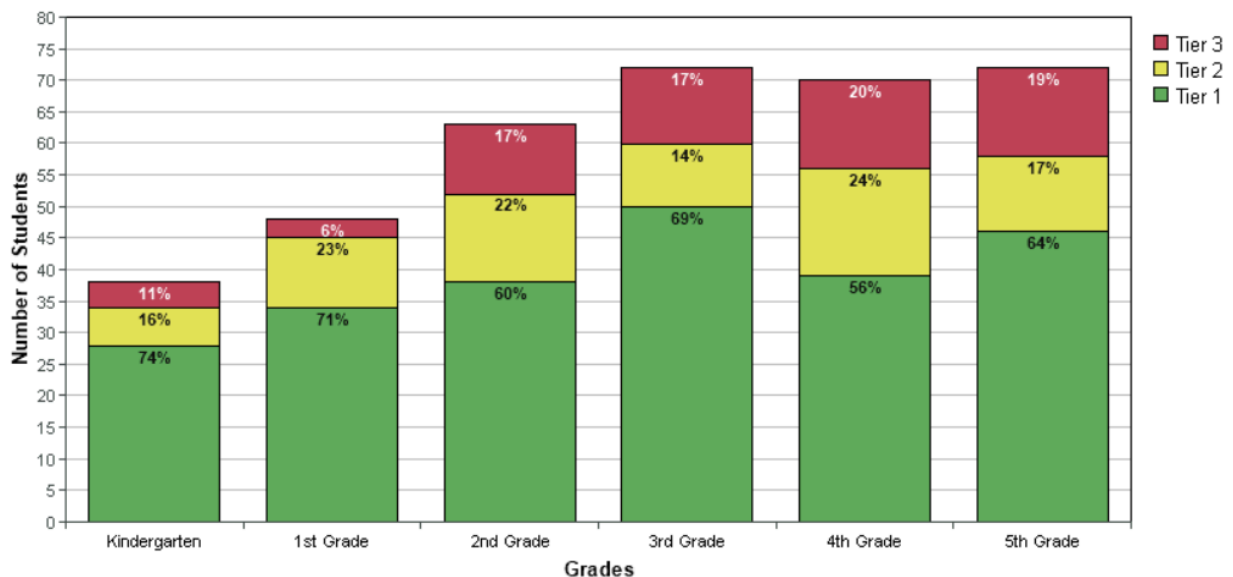
State		21299	500 ⓘ	<div> <div></div> <div></div> <div></div> <div></div> </div> Percent Count <div> <div>23%</div> <div>33%</div> <div>33%</div> <div>10%</div> </div> <div> <div>4.9K</div> <div>7.1K</div> <div>7.1K</div> <div>2.2K</div> </div>	44%
District		108	508 ± 3 ⓘ	<div> <div></div> <div></div> <div></div> <div></div> </div> Percent Count <div> <div>14%</div> <div>32%</div> <div>35%</div> <div>19%</div> </div> <div> <div>15</div> <div>35</div> <div>38</div> <div>20</div> </div>	54%
School		72	508 ± 3 ⓘ	<div> <div></div> <div></div> <div></div> <div></div> </div> Percent Count <div> <div>15%</div> <div>28%</div> <div>40%</div> <div>17%</div> </div> <div> <div>11</div> <div>20</div> <div>29</div> <div>12</div> </div>	57%

★ **ISIP Reading Scores** - 4th and 5th are using IXL to Benchmark students for the fall and will use their diagnostic scores to watch progress.

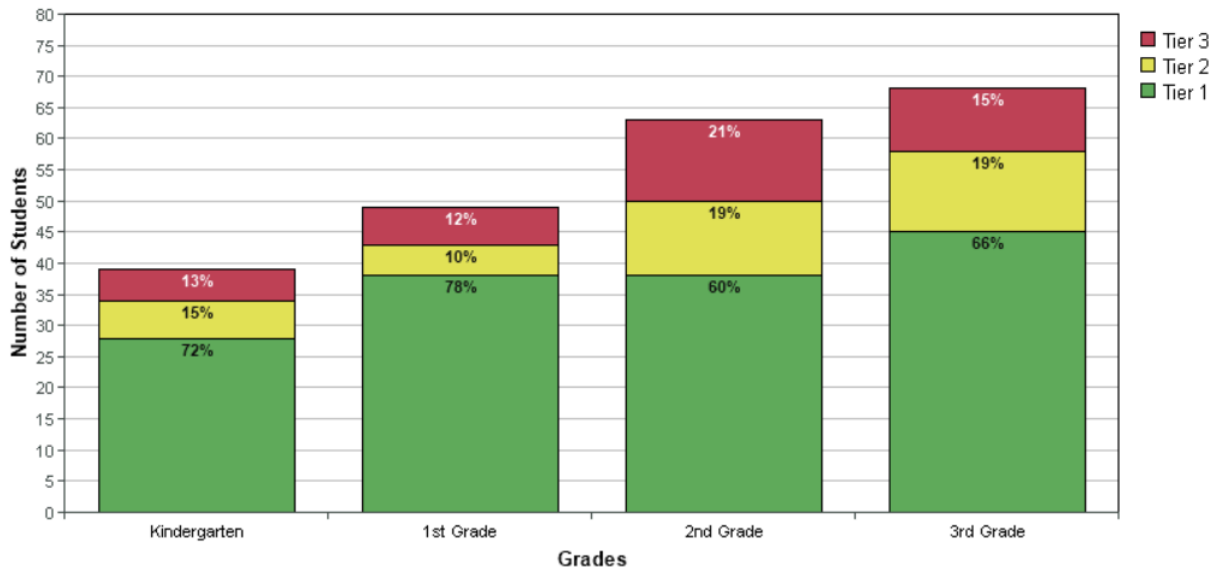
All Grades - September 2024



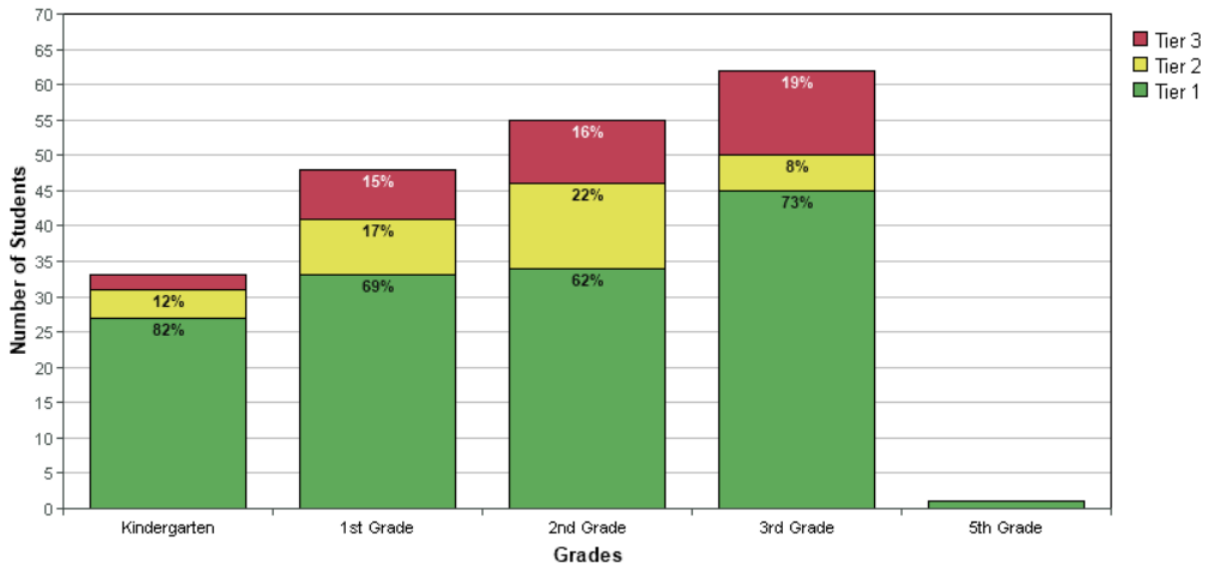
All Grades - December 2024



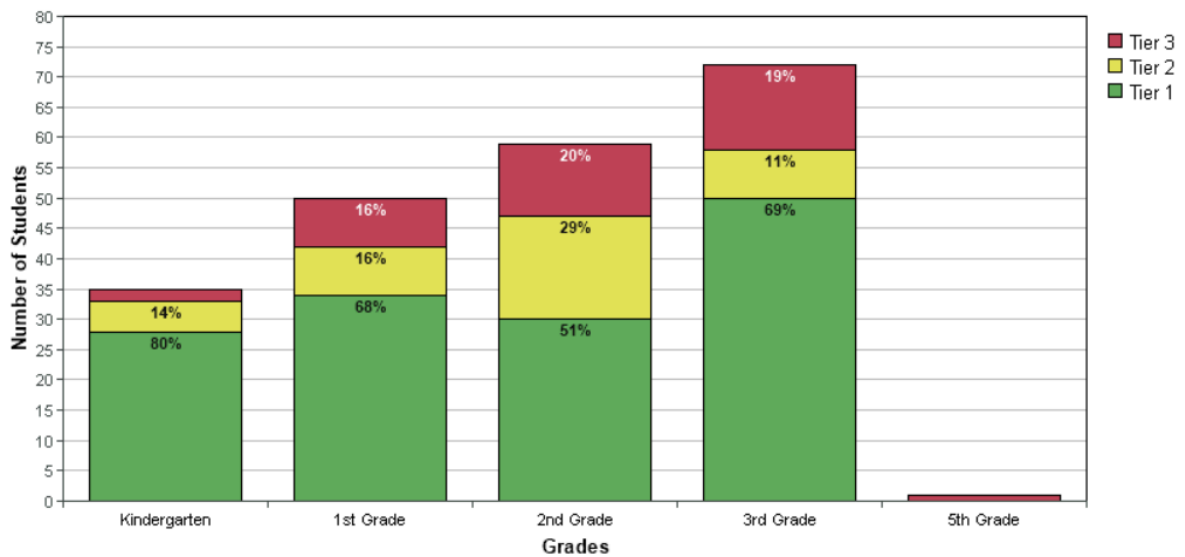
All Grades - January 2025

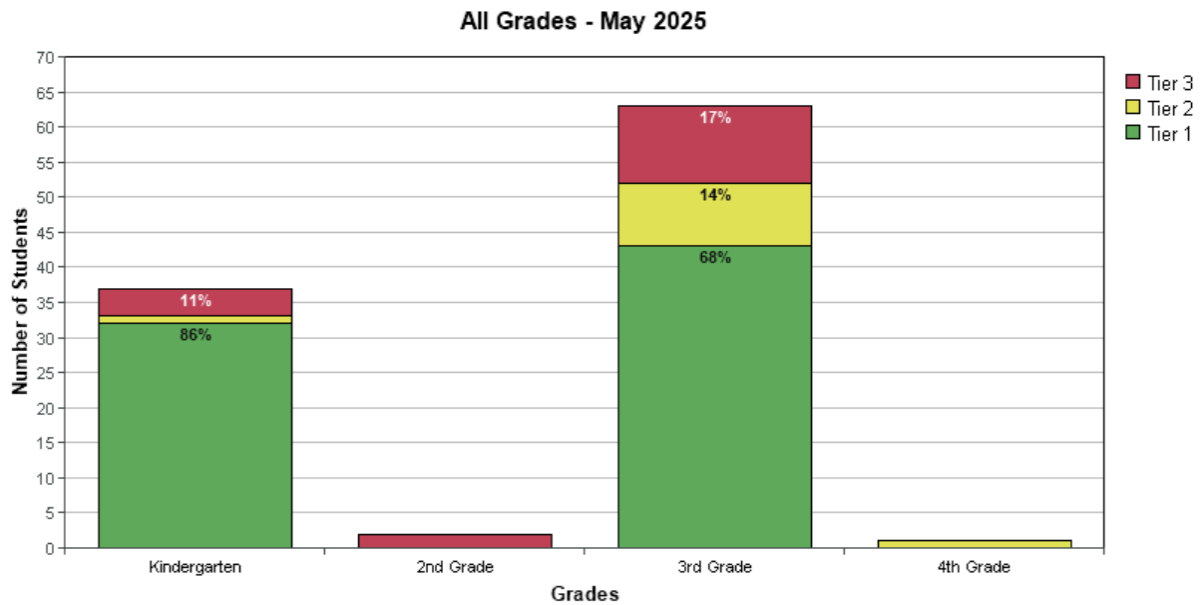
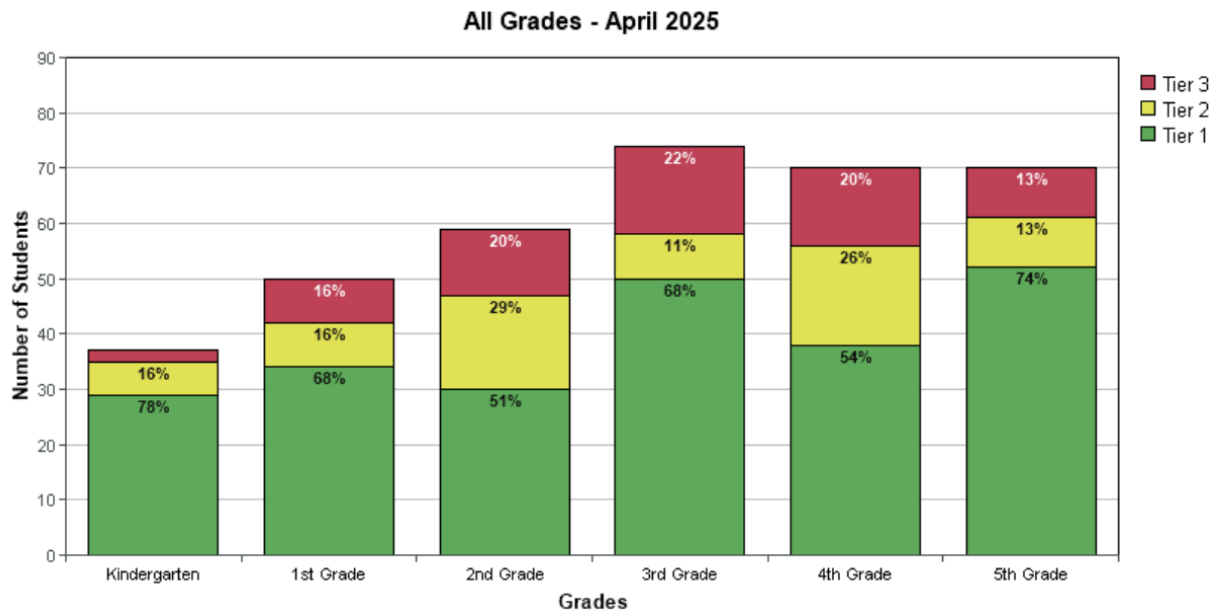


All Grades - March 2025



All Grades - April 2025

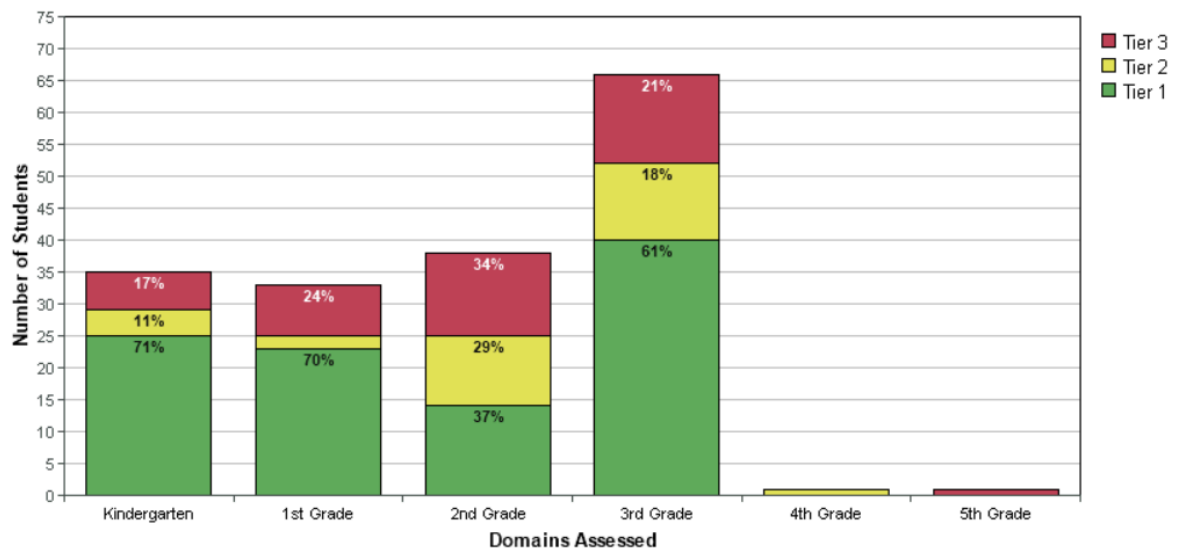




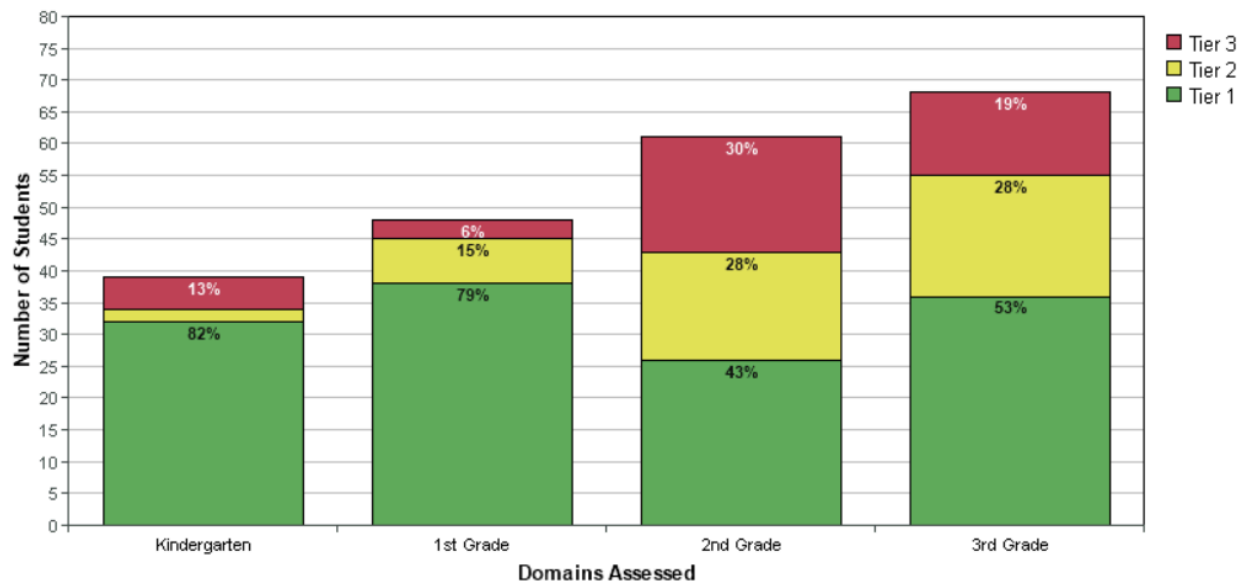
Noticings: We added April 4th and 5th scores since we are going to be comparing ISIP reading and math scores and IXL for evaluation purposes. Not all grades were testing in May but K and 3rd had a couple of great changes. K went to 86% and 3rd grade Tier 3 moved 5% up to Tier 2 or 1.

○ **ISIP Math Scores**

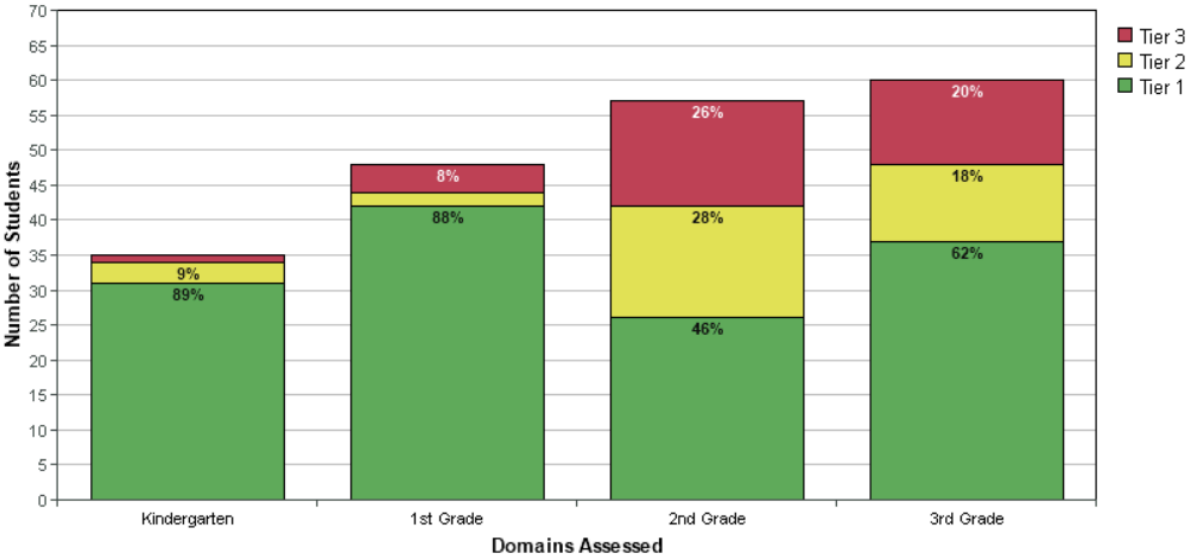
All Grades - September 2024



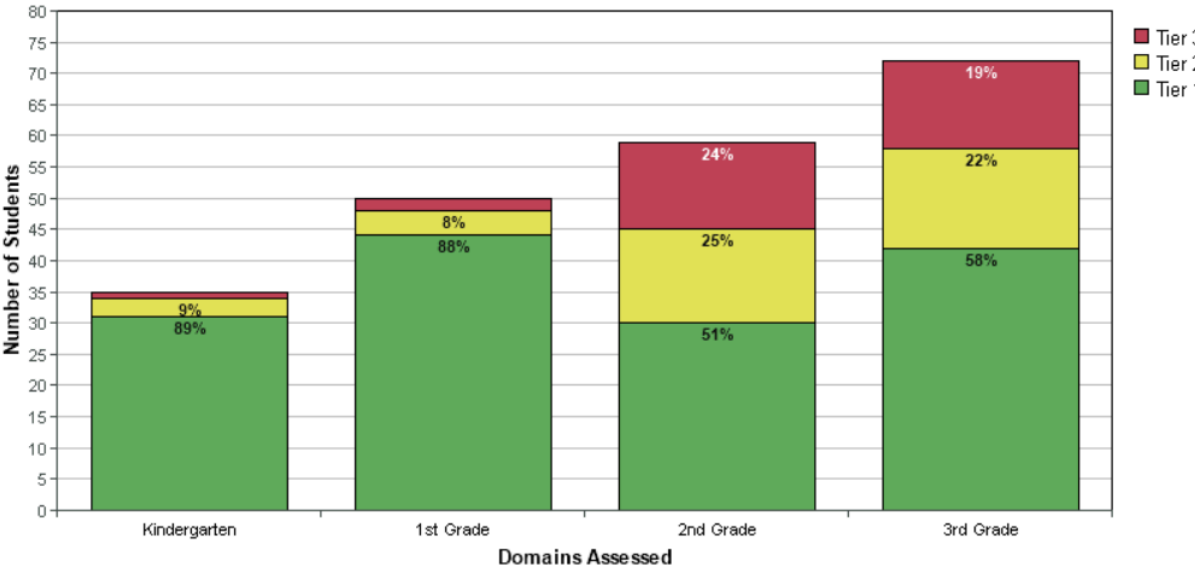
All Grades - January 2025



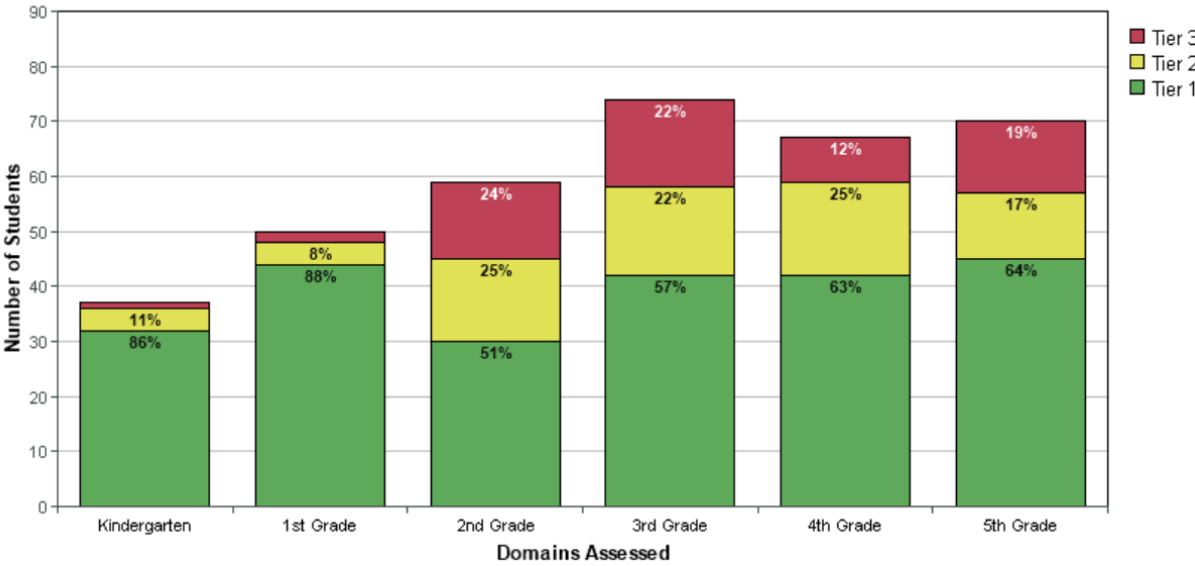
All Grades - March 2025



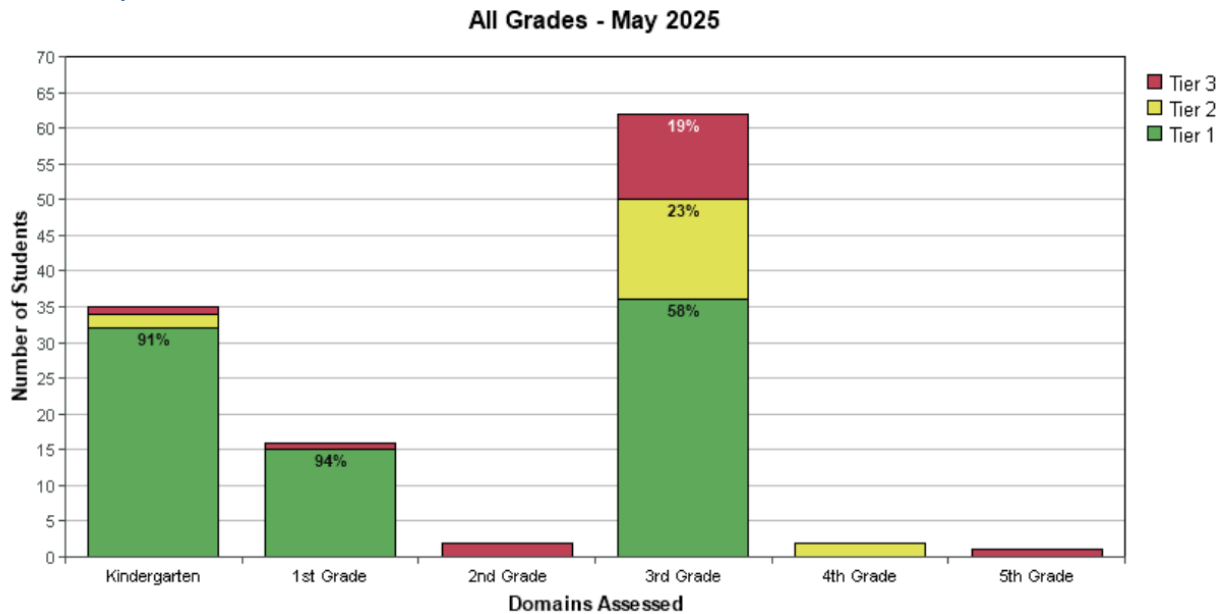
All Grades - April 2025



All Grades - April 2025



- Noticings: K dropped a little, 1st stayed the same, 2nd - increased 5%, and 3rd - decreased by 1%, and 4th/5th took the assessment.



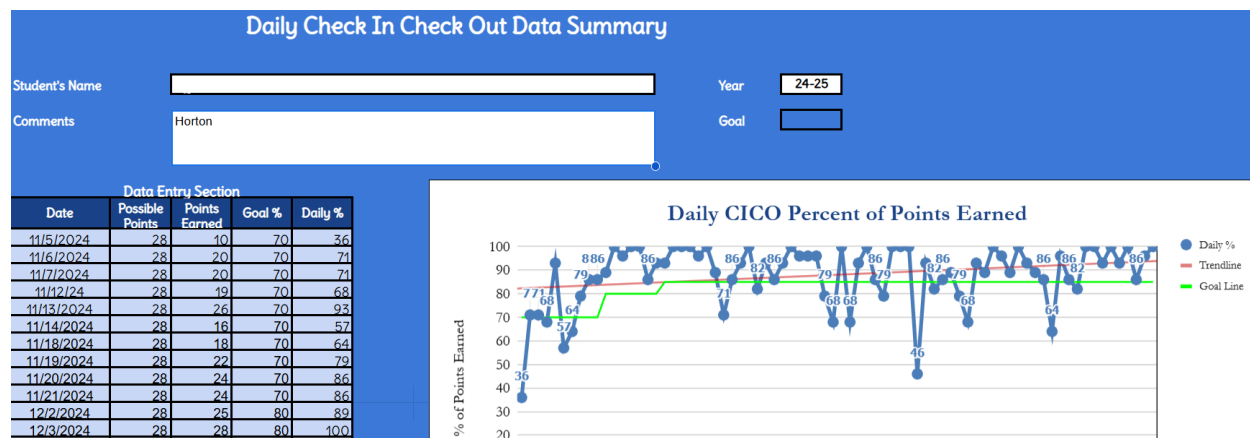
- K went up 5%, 1st grade went up 6%, 3rd grade reduced Tier 3 by 3%.

★ **IXL ELA** Data some 1st-5th - Need to update after May Diagnostic is finished

★ **IXL Math** Data some 1st-5th - Need to update after May Diagnostic is finished

★ **Behavioral/PBIS Updates -**

- Our PBIS teams are working through the Tiered Fidelity Indicator or TFI which is an analysis of how we are doing with implementation of our PBIS program. We will put together an action plan on May 14th for how to improve areas where we are not as strong in.
- Our Advanced Tiers team met yesterday and discussed our students on Checkin/Checkout (CICO) where they meet with a different staff member than their teacher to help them look at the goals for each day and whether they met them at the end of the day. We have great student data for this. In the comments, it says who the CICO staff member is. The Data points show the daily scores and then the data is graphed to see how the student is progressing.



★ Events Past/Upcoming

- Please see the newsletter for lots of pictures and events that are going on at Carberry.
- We are currently in the middle of ISAT (Science, Math, Reading), ISIP benchmarking, IXL Diagnostic and progress monitoring of student growth.
- Teachers have planned activities/field trips for when they are done with testing to keep the students engaged and participating.
- Several of the CES staff are going to attend a Classroom 180 bootcamp this summer based on the book by Forbes called Help for Billy. I am very appreciative of the staff willing to attend on four Wednesdays in July because of their desire to support the students and staff in our building.

★ Staff Highlight Certified/Classified

- Aimee Thompsen, Community School Coordinator, has jumped in this year and done such an amazing job. She started the year organizing community members and PTO to get the playground drainage project rolling. She has increased our foodbox distribution to meet 60+ families needs each month within our community this year, which takes coordination with food deliveries, sorting, and packing. She organized our after school programs for the spring semester when we finally received our funds to do activities. There are so many other ways that she has stepped in and supported students and staff. We are so glad she joined our team.
- Maddie Parks, Certified Sped Teacher, Ms. Parks has a large caseload of special education students and manages to meet their needs while also being on leadership and other committees to be informed and supportive of all students in the building. I am very thankful for her and her paraprofessionals who support our students.

Please see the Carberry Newsletter for other information going out to our families.