

Gunnison Watershed School District RE-1J

Financial Report

June 30, 2014



**Gunnison Watershed School District RE-1J
Financial Report
June 30, 2014**

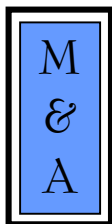
Table of Contents

	Page
INDEPENDENT AUDITOR'S REPORT	A1 – A3
Management's Discussion and Analysis	B1 – B7
Basic Financial Statements:	
District-wide Financial Statements:	
Statement of Net Position	C1
Statement of Activities	C2
Fund Financial Statements:	
Balance Sheet - Governmental Funds	C3
Reconciliation of Governmental Funds Balance Sheet to the Statement of Net Position	C4
Statement of Revenues, Expenditures and Changes in Fund Balances - Governmental Funds	C5
Reconciliation of Revenues, Expenditures and Changes in Fund Balances of Governmental Funds to the Statement of Activities	C6
Statement of Net Position - Proprietary Funds	C7
Statement of Revenues, Expenses and Changes in Fund Net Position - Proprietary Funds	C8
Statement of Cash Flows - Proprietary Funds	C9
Notes to the Financial Statements	D1 – D21
Required Supplementary Information:	
Schedule of Revenues, Expenditures and Changes in Fund Balances - Budget and Actual	
General Fund	E1
Student Activities Fund	E2
Supplementary Information:	
Schedule of Revenues, Expenditures and Changes in Fund Balances - Budget and Actual:	
Debt Service Fund	F1
Capital Reserve Capital Projects Fund	F2

**Gunnison Watershed School District RE-1J
Financial Report
June 30, 2014**

**Table of Contents
(Continued)**

	Page
Supplementary Information (continued):	
Schedule of Revenues, Expenditures and Changes in Net Position - Budget and Actual - Proprietary Funds:	
Food Service Fund	F3
Health Service Fund	F4
Combining Balance Sheet – General Fund	F5
Combining Schedule of Revenues, Expenditures and Changes in Fund Balances – General Fund	F7
Auditor's Electronic Financial Data Integrity Check Figures	G1
Single Audit Reports and Schedules:	
Report on Internal Control over Financial Reporting and on Compliance and Other Matters Based on an Audit of Financial Statements Performed In Accordance with Governmental Auditing Standards	H1 – H2
Report on Compliance with Requirements Applicable to Each Major Program and Internal Control over Compliance in Accordance With OMB Circular A-133	H3 – H4
Schedule of Findings and Questioned Costs	H5 – H6
Schedule of Expenditures of Federal Awards	H7



McMAHAN AND ASSOCIATES, L.L.C.

Certified Public Accountants and Consultants

CHAPEL SQUARE, BLDG C
245 CHAPEL PLACE, SUITE 300
P.O. Box 5850, AVON, CO 81620

WEB SITE: WWW.MCMAHANCPA.COM
MAIN OFFICE: (970) 845-8800
FACSIMILE: (970) 845-8108
E-MAIL: MCMAHAN@MCMAHANCPA.COM

INDEPENDENT AUDITOR'S REPORT

**To the Board of Education
Gunnison Watershed School District RE-J1**

Report on the Financial Statements

We have audited the accompanying financial statements of the governmental activities, the business-type activities, the aggregate discretely presented component units, and each major fund of Gunnison Watershed School District RE-1J (the "District"), as of and for the year ended June 30, 2014, and the related notes to the financial statements, which collectively comprise the District's basic financial statements as listed in the table of contents.

Management's Responsibility for the Financial Statements

Management is responsible for the preparation and fair presentation of these financial statements in accordance with U.S. generally accepted accounting principles; this includes the design, implementation, and maintenance of internal control relevant to the preparation and fair presentation of financial statements that are free from material misstatement, whether due to fraud or error.

Auditor's Responsibility

Our responsibility is to express an opinion on these financial statements based on our audit. We conducted our audit in accordance with U.S. generally accepted auditing standards and the standards applicable to financial audits contained in *Government Auditing Standards*, issued by the Comptroller General of the United States. Those standards require that we plan and perform the audit to obtain reasonable assurance about whether the financial statements are free from material misstatement.

An audit includes performing procedures to obtain audit evidence about the amounts and disclosures in the financial statements. The procedures selected depend on the auditor's judgment, including assessment of the risks of material misstatement of the financial statements, whether due to fraud or error. In making those risk assessments, the auditor considers internal control relevant to the District's preparation and fair presentation of the financial statements in order to design audit procedures that are appropriate in the circumstances. An audit also includes evaluating the appropriateness of accounting policies used and the reasonableness of significant accounting estimates made by management, as well as evaluating the overall financial statement presentation.

We believe that the audit evidence we have obtained is sufficient and appropriate to provide a basis for our audit opinions.

Member: American Institute of Certified Public Accountants

PAUL J. BACKES, CPA, CGMA
MICHAEL N. JENKINS, CA, CPA, CGMA
DANIEL R. CUDAHY, CPA, CGMA

AVON: (970) 845-8800
ASPEN: (970) 544-3996
FRISCO: (970) 668-3481

Opinions

In our opinion, the financial statements referred to above present fairly, in all material respects, the respective financial position of the governmental activities, the business-type activities, the aggregate discretely presented component units, and each major fund of Gunnison Watershed School District RE-1J as of June 30, 2014, and the respective changes in financial position and, where applicable, cash flows thereof for the year then ended in accordance with U.S. generally accepted accounting principles.

Other Matters

U.S. generally accepted accounting principles require that Management's Discussion and Analysis in Section B be presented to supplement the basic financial statements. Such information, although not a part of the basic financial statements, is required by the Governmental Accounting Standards Board, who considers it to be an essential part of financial reporting for placing the basic financial statements in an appropriate operational, economic, or historical context. We have applied certain limited procedures to the required supplementary information in accordance with U.S. generally accepted auditing standards, which consisted of inquiries of management about the methods of preparing the information and comparing the information for consistency with management's responses to our inquiries, the basic financial statements, and other knowledge we obtained during our audit of the basic financial statements. We do not express an opinion or provide any assurance on the information because the limited procedures do not provide us with sufficient evidence to express an opinion or provide any assurance.

The budgetary comparison information in section E is not a required part of the basic financial statements but is supplementary information required by U.S. generally accepted accounting principles. The budgetary comparison information has been subjected to the auditing procedures applied in the audit of the financial statements and certain additional procedures, including comparing and reconciling such information directly to the underlying accounting and other records used to prepare the financial statement or to the financial statements themselves, and other additional procedures in accordance with U.S. generally accepted auditing standards. In our opinion, the information is fairly stated in all material respects in relation to the financial statements as a whole.

Our audit was conducted for the purpose of forming opinions on the financial statements that collectively comprise the District's financial statements taken as a whole. The combining fund financial statements and individual fund budgetary information in section F of the accompanying table of contents is presented for purposes of additional analysis and is not a required part of the District's financial statements. The combining fund financial statements and the individual fund budgetary information are the responsibility of management and were derived from and relate directly to the underlying accounting and other records used to prepare the financial statements. Such information has been subjected to the auditing procedures applied in the audit of the financial statements and certain additional procedures, including comparing and reconciling such information directly to the underlying accounting and other records used to prepare the financial statements or to the financial statements themselves, and other additional procedures in accordance with U.S. generally accepted auditing standards. In our opinion, the information is fairly stated in all material respects in relation to the financial statements as a whole.

Additionally, the Schedule of Expenditures of Federal Awards included in the Single Audit section is presented for the purpose of additional analysis, as required by the U.S. Office of Management and Budget Circular A-133, *Audits of States, Local Governments, and Non-Profit Organizations*, and is not a required part of the District's financial statements. Such information has been subjected to the auditing procedures applied audit of the financial statements and certain additional procedures, including comparing and reconciling such information directly to the underlying accounting and other records used to prepare the financial statement or to the financial statements themselves, and other additional procedures in accordance with U.S. generally accepted auditing standards. In our opinion, the Schedule of Expenditures of Federal Awards is fairly stated in all material respects in relation to the financial statements as a whole.

Other Reporting Required by Government Auditing Standards

In accordance with *Government Auditing Standards*, we have also issued our report dated December 19, 2014 on our consideration of the District's internal control over financial reporting and on our tests of its compliance with provisions of laws, regulations, contracts, and grant agreements and other matters. The purpose of that report is to describe the scope of our testing of internal control over financial reporting and compliance and the results of that testing, and not to provide an opinion on the internal control over financial reporting or on compliance. That report is an integral part of an audit performed in accordance with *Government Auditing Standards* in considering the District's internal control over financial reporting and compliance.

**McMahan and Associates, L.L.C.
December 19, 2014**

Gunnison Watershed School District RE-1J

Management's Discussion and Analysis



Gunnison Watershed School District RE-1J

Management Discussion and Analysis

As management of Gunnison Watershed School District RE-1J, we offer readers of the District's annual financial report this narrative overview and analysis of the financial activities of the District for the fiscal year ended June 30, 2014. We encourage readers to consider the information presented here in conjunction with the District's financial statements, which follow this section.

Financial Highlights

- The assets of the District exceeded its liabilities as of June 30, 2014 by \$16,739,555 (net position). Of this amount, \$3,234,719 will be used to meet the District's ongoing obligation to students, employees and creditors. The remaining balance is restricted for debt service or represents the net investment in capital assets.
- The District's net position increased by \$344,966.
- The District's General Fund had a fund balance of \$3,390,971, or 23% of total General Fund Expenditures.

This discussion and analysis is intended to serve as an introduction to the District's basic financial statements. The District's basic financial statements are comprised of three components: 1) government-wide financial statements, 2) fund financial statements, and 3) notes to the financial statements.

Government-wide financial statements – The government-wide financial statements are designed to provide readers with a broad overview of the District's finances, in a manner similar to a private-sector business. The government-wide financial statements include the statement of net position and the statement of activities.

The *statement of net position* presents information on all the District's assets and liabilities, with the difference between the two reported as net position. Over time, increases or decreases in net position may serve as a useful indicator of the financial health of the District.

The *statement of activities* presents information showing how the District's net position changed during the most recent fiscal year. Changes in net position are reported as soon as the underlying event effecting the change occurs, regardless of the timing of related cash flows. Thus, revenues and expenses are reported in this statement for some items that will only result in cash flows in future fiscal periods (e.g. uncollected taxes and changes in long-term compensated absences).

Both of the government-wide financial statements distinguish functions of the District that are principally supported by taxes and intergovernmental revenues. The two categories reported in the district-wide financial statements are as follows:

- **Governmental activities:** Most of the District's basic services are included here, such as instructional services, support services, and student activities.
- **Business-type activities:** The District uses an enterprise fund to account for its food service operations and health and dental benefits.

The district-wide financial statements also include Marble Charter School, which is a discretely presented component unit of the District.

The district-wide financial statements can be found on pages C1 and C2 of this report.

Fund Financial Statements

A fund is a grouping of self-balancing, related accounts that are used to maintain control over resources that have been segregated for specific purposes. Our District uses fund accounting to ensure and demonstrate compliance with financial and government fund and proprietary funds.

Government Funds

Governmental funds are used to account for essentially the same functions reported as governmental activities in the government-wide financial statements. However, unlike the government-wide financial statements, governmental funds financial statements focus on current sources and uses of spendable resources, as well as balances of spendable resources available at the end of the fiscal year. Such information may be useful in evaluating a government's near-term financing requirements.

Because the focus of governmental funds is narrower than that of the government-wide financial statements, it is useful to compare the information presented for governmental funds with similar information presented for governmental activities in the government-wide financial statements. Both the governmental fund balance sheet and the governmental fund statement of revenues, expenditures and changes in fund balances provide a reconciliation to facilitate this comparison between the governmental fund and governmental activities.

The District's most significant, or "major" governmental funds include the General Fund, Bond Redemption Fund, and the Capital Reserve Capital Projects Fund.

The District adopts an annual appropriated budget for all of its funds. A budgetary comparison statement has been provided for all funds to demonstrate compliance with state budget statutes.

The basic major governmental fund statements start on page C3.

Proprietary Funds

Enterprise funds are used to report the same functions presented as business-type activities in the district-wide financial statements. The District uses an enterprise fund to account for its food service operations. Internal service funds are an accounting device used to accumulate and allocate costs internally to the District's various functions. The District also uses an internal service fund to account for its employee health and dental benefits. Because the service predominately benefits governmental rather than business-type functions, it has been included within governmental activities in the government-wide financial statements.

Proprietary Funds provide the same type of information as the district-wide financial statements, only in more detail. The proprietary fund financial statements provide financial reports for the District's food service fund which is considered to be a major fund of the District.

The basic Proprietary Fund financial statements can be found on pages C7 thru C9, of this report.

The financial statements also include notes that explain some of the information in the statements and provide more detailed data. The statements are followed by a section of required supplemental information that further explains and supports the financial statements with a comparison of the District's budget for the year.

FINANCIAL ANALYSIS OF THE DISTRICT AS A WHOLE

An annual review of net position may serve as a useful indicator of a government's financial position. The District's assets exceeded liabilities by \$16,182,353 in governmental activities and \$557,202 in business activities. In the previous year of 2013, the assets exceeded liabilities by \$15,794,908 in governmental activities and by \$599,681 in business activities.

The assets of the District are classified as current assets, non-current assets, and capital assets. Current assets are available to provide resources for the near-term operations of the District. The majority of the current assets are the result of the property tax receivables and cash and investments.

Capital assets are made up of land, buildings, equipment/vehicles, and construction in progress. Current and long-term liabilities are classified based upon anticipated liquidation, either in the near-term or in the future.

Statement of Net Position

The following table provides a summary of the District's net position as of the fiscal years ended June 30, 2014 and 2013.

Gunnison Watershed School District RE-1J Net Position

	Governmental Activities		Business-type Activities		Total	
	2014	2013	2014	2013	2014	2013
Assets:						
Current and other assets	\$ 10,849,687	10,656,212	155,306	166,457	11,004,993	10,822,669
Capital assets, net	65,133,656	66,535,099	416,462	448,588	65,550,118	66,983,687
Total Assets	75,983,343	77,191,311	571,768	615,045	76,555,111	77,806,356
Liabilities:						
Other liabilities	2,181,971	2,079,310	14,566	15,364	2,196,537	2,094,674
Long-term liabilities	57,594,974	59,317,093	-	-	57,594,974	59,317,093
Total Liabilities	59,776,945	61,396,403	14,566	15,364	59,791,511	61,411,767
Deferred Inflows of Resources:						
Deferred revenue	24,045	-	-	-	24,045	-
Total deferred inflows of resources	24,045	-	-	-	24,045	-
Net Position:						
Net investment in capital assets	7,689,456	7,362,324	416,462	448,588	8,105,918	7,810,912
Restricted	5,398,918	5,295,473	-	-	5,398,918	5,295,473
Unrestricted	3,093,979	3,137,111	140,740	151,093	3,234,719	3,288,204
Total Net Position	\$ 16,182,353	15,794,908	557,202	599,681	16,739,555	16,394,589

Of the District's total assets, 86% are capital assets (e.g. land, buildings, and equipment). The District uses these assets to provide instruction and related services to its students.

Net position for governmental activities increased by \$387,445. The following graph summarizes the District's change in net position:

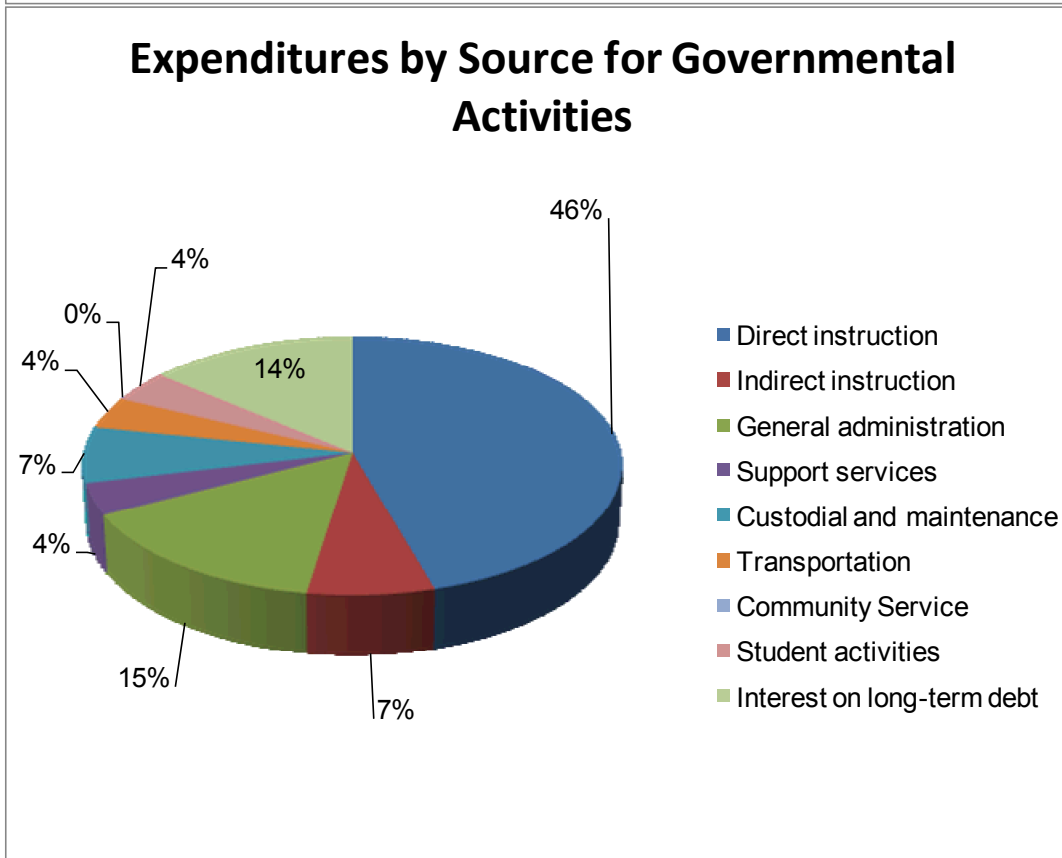
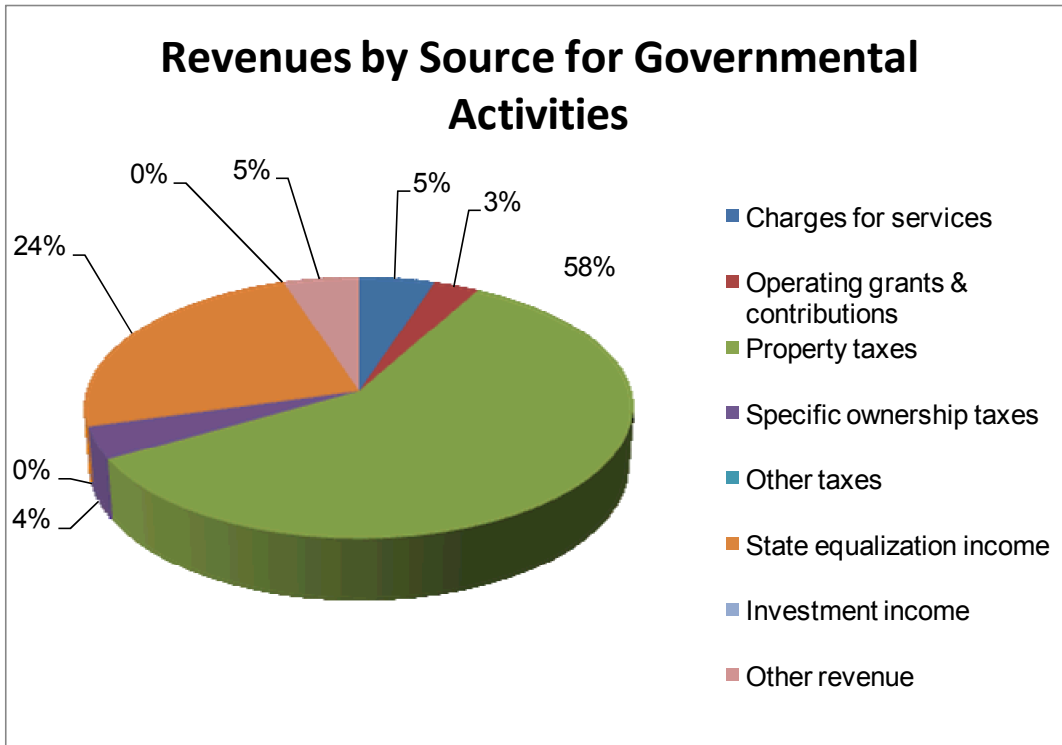
Gunnison Watershed School District RE-1J Changes in Net Position

	Governmental Activities		Business-type Activities		Total	
	2014	2013	2014	2013	2014	2013
Revenues:						
Program revenues:						
Charges for services	\$ 1,151,129	912,903	295,841	276,242	1,446,970	1,189,145
Operating grants & contributions	700,044	682,183	196,639	185,869	896,683	868,052
General revenues:						
Property taxes	12,254,689	14,310,149	-	-	12,254,689	14,310,149
Specific ownership taxes	847,425	708,645	-	-	847,425	708,645
State equalization income	5,067,707	2,501,415	-	-	5,067,707	2,501,415
Investment income	72,056	77,954	-	-	72,056	77,954
Other revenue	972,836	576,052	-	-	972,836	576,052
Gain (loss) on disposal of assets	2,508	502	-	-	2,508	502
Total Revenues	21,068,394	19,769,803	492,480	462,111	21,560,874	20,231,914
Expenses:						
Direct instruction	9,409,161	8,937,762	-	-	9,409,161	8,937,762
Indirect instruction	1,349,038	1,291,775	-	-	1,349,038	1,291,775
General administration	3,162,382	2,925,571	-	-	3,162,382	2,925,571
Support services	722,087	553,084	-	-	722,087	553,084
Custodial and maintenance	1,460,780	1,445,187	-	-	1,460,780	1,445,187
Transportation	723,858	726,787	-	-	723,858	726,787
Community Service	1,223	385	-	-	1,223	385
Student activities	874,207	690,155	-	-	874,207	690,155
Food service	-	-	675,539	611,367	675,539	611,367
Interest on long-term debt	2,837,633	2,891,486	-	-	2,837,633	2,891,486
Total Expenses	20,540,369	19,462,192	675,539	611,367	21,215,908	20,073,559
Change in Net Position						
Before Transfers	528,025	307,611	(183,059)	(149,256)	344,966	158,355
Transfers	(140,580)	(100,000)	140,580	100,000	-	-
Change in Net Position	387,445	207,611	(42,479)	(49,256)	344,966	158,355
Net Position - Beginning of Year	15,794,908	15,587,297	599,681	648,937	16,394,589	16,236,234
Net Position - End of Year	\$ 16,182,353	15,794,908	557,202	599,681	16,739,555	16,394,589

Property taxes, specific ownership tax, and per pupil state formula revenue (School Finance Act-State Equalization) account for most of the District's revenue. The remaining revenue comes from grants and contributions with the remainder from fees charged for services and miscellaneous sources.

The District's expenses predominantly relate to instruction and support services, which include support for students and instructional staff, administration, operations and maintenance, and transportation. Given that the District is a service organization providing education services to students, the majority of the expenses are paid in the form of compensation (salaries and benefits) to the District's employees.

The following chart displays the revenues by source for the total District:



The District's expenses are predominately related to instruction, with the general administrative and support services, transportation, operations and maintenance, and interest on bond payments accounting for the remaining expenditures.

Business Type Activities: Business-type activities decreased by \$42,479. The Food Service fund is the only fund comprising our business activities. The transfer into the food service fund from the general fund was \$140,580.

Financial Analysis of the District's Funds: As mentioned earlier, the District uses fund accounting to ensure and demonstrate compliance with finance-related legal requirements.

Governmental Funds: The focus of the District's governmental funds is to provide information on near-term inflows, outflows, and balances of spendable resources. Such information is useful in assessing the District's financing requirements. In particular, unassigned balances may serve as a useful measure of the District's net resources available for spending at the end of the fiscal year. The District did increase their unassigned balance, or fund balance, at the end of this fiscal year.

At the end of the current fiscal year, the District's governmental funds reported combined ending fund balances of \$16,182,353 which is an increase of \$387,445 from the prior year ending fund balances.

Proprietary Funds: The District's proprietary funds provide the same type of information found in the district-wide financial statements, but in more detail. As of June 30, 2014, the food service fund, had net position of \$557,202.

General Fund Budgetary Highlights: The District's budget is prepared according to Colorado law and is based on accounting for certain transactions on a basis of cash receipts and disbursements. The most significant budgeted fund is the General Fund. The original budget is prepared based on a conservative estimate of student growth. This guarantees the District does not overstaff or overextend its financial capabilities. The General Fund's actual results were under budgeted appropriations by \$236,472.

Capital Assets and Debt Administration: The District's investment in capital assets for governmental and business type activities as of June 30, 2014 amounts to \$65,550,118 (net accumulated depreciation). This investment in capital assets includes land, buildings, equipment, and vehicles.

Long Term Debt: As of June 30, 2014, the District had outstanding debt of \$57,444,200.

Economic Factors and Next Year's Budget: The Public School Finance Act of 1994 is the largest source of revenue for the District's operating funds. The School Finance Act calculates per-pupil funding by school District based upon a formula that takes into consideration the cost of living, number of students, District size, personnel vs. non-personnel, and number of at-risk students. The purpose of this act was to establish a financial base of support for public education, to move towards a uniform mill levy tax statewide for all Districts, and to limit future growth of and reliance upon property tax to support public education. Funding sources for the School Finance Act is derived by the following formula:

Total Program Funding = local property taxes + general specific ownership taxes + state equalization.

School District finance is also significantly affected by Amendment 23, which was approved by the voters in November 2000. This state constitutional amendment requires that statewide base per pupil funding and state categorical program funding increase by inflation plus one percent for ten years beginning with the fiscal year ended June 30, 2002. After that ten-year window has expired, the state must increase funding at the rate of inflation. This funding calculation attempts to align Colorado Districts to inflation adjusted funding levels of 1988. The formula will also increase the District's reliance upon the state and decrease the District's reliance upon funding over time.

Next Year's Budget and Fund Balance: The District's General Fund balance at the end of fiscal year 2014 is \$3,390,971. The subsequent year's budget for fiscal year 2014 is fiscally balanced.

Request for Information:

This financial report is designed to provide a general overview of the District's finances for all those with an interest. Questions concerning any of the information in this report or requests for additional financial information should be addressed to the Business Office, Gunnison Watershed School District RE-1J, 800 North Boulevard, Gunnison, Colorado 81230.

Gunnison Watershed School District RE-1J

Basic Financial Statements



Gunnison Watershed School District RE-1J
Statement of Net Position
June 30, 2014

	Primary Government			Component Unit
	Governmental Activities	Business - Type Activities	Total	Marble Charter School
ASSETS				
Cash and cash equivalents	9,837,302	187	9,837,489	56,990
Accounts receivable, net:				
Taxes	969,432	-	969,432	-
Other governments	-	-	-	160,637
Other	170,716	23,517	194,233	-
Internal balances	(127,763)	127,763	-	-
Inventory	-	3,839	3,839	-
Total current assets	10,849,687	155,306	11,004,993	217,627
Capital assets:				
Land	2,866,151	-	2,866,151	-
Buildings and improvements	76,055,599	-	76,055,599	1,838,314
Equipment	1,020,235	642,520	1,662,755	-
Vehicles	1,974,683	-	1,974,683	-
Less: Accumulated depreciation	(16,783,012)	(226,058)	(17,009,070)	(461,717)
Net capital assets	65,133,656	416,462	65,550,118	1,376,597
Total assets	75,983,343	571,768	76,555,111	1,594,224
LIABILITIES				
Current liabilities:				
Accounts payable and accrued expenses	237,154	106	237,260	2,023
Accrued salaries	1,549,682	4,760	1,554,442	39,608
Due to component unit	160,637	-	160,637	-
Accrued interest	234,498	-	234,498	-
Total current liabilities	2,181,971	4,866	2,186,837	41,631
Noncurrent liabilities:				
Accrued compensated absences	150,774	-	150,774	-
Bonded debt and capital leases:				
Due within one year	1,735,000	-	1,735,000	-
Due in more than one year	55,709,200	-	55,709,200	-
Total noncurrent liabilities	57,594,974	-	57,594,974	-
Total liabilities	59,776,945	4,866	59,781,811	41,631
DEFERRED INFLOWS OF RESOURCES				
Deferred revenue	24,045	9,700	33,745	-
Total deferred inflows of resources	24,045	9,700	33,745	-
NET POSITION				
Net investment in capital assets	7,689,456	416,462	8,105,918	1,376,597
Restricted for:				
TABOR	524,796	-	524,796	13,000
Debt service	3,479,688	-	3,479,688	-
Capital projects	1,394,434	-	1,394,434	-
Unrestricted	3,093,979	140,740	3,234,719	162,996
Total net position	16,182,353	557,202	16,739,555	1,552,593

The accompanying notes are an integral part to these financial statements.

GUNNISON WATERSHED SCHOOL DISTRICT RE-1J

Statement of Activities

For the Year Ended June 30, 2014

FUNCTIONS/PROGRAMS	Expenses	Program Revenues			Net (Expenses) Revenue and Changes in Net Position			Component Unit Marble Charter School
		Charges for Services	Operating Grants and Contributions	Capital Grants and Contributions	Primary Government			
					Governmental Activities	Business - Type Activities	Total	
GOVERNMENTAL ACTIVITIES:								
Direct instruction	9,409,161	248,444	700,044	-	(8,460,673)		(8,460,673)	
Indirect instruction	1,349,038	-	-	-	(1,349,038)		(1,349,038)	
General administration	3,162,382	-	-	-	(3,162,382)		(3,162,382)	
Support services	722,087	-	-	-	(722,087)		(722,087)	
Custodial and maintenance	1,460,780	-	-	-	(1,460,780)		(1,460,780)	
Transportation	723,858	-	-	-	(723,858)		(723,858)	
Community service	1,223	-	-	-	(1,223)		(1,223)	
Student activities	874,207	902,685	-	-	28,478		28,478	
Interest on long-term debt	2,837,633	-	-	-	(2,837,633)		(2,837,633)	
Total governmental activities	20,540,369	1,151,129	700,044	-	(18,689,196)		(18,689,196)	
BUSINESS-TYPE ACTIVITIES:								
Food services	675,539	295,841	196,639	-		(183,059)	(183,059)	
Total business-type activities	675,539	295,841	196,639	-		(183,059)	(183,059)	
Total Primary Government	21,215,908	1,446,970	896,683	-	(18,689,196)	(183,059)	(18,872,255)	
COMPONENT UNIT:								
Marble Charter School	462,747	60,290						(402,457)
GENERAL REVENUES:								
Taxes:								
Property taxes - Levied for general operations					7,983,078	-	7,983,078	359,184
Property taxes - Levied for debt service					4,271,611	-	4,271,611	-
Specific ownership taxes					847,425	-	847,425	-
State equalization income					5,067,707	-	5,067,707	-
Grants and contributions not restricted to specific programs					606,741	-	606,741	645
Investment income					72,056	-	72,056	-
Gain (loss) on disposal of assets					2,508	-	2,508	-
Special item					366,095	-	366,095	-
Transfers					(140,580)	140,580	-	-
Total general revenues and transfers					19,076,641	140,580	19,217,221	(42,628)
Change in net position					387,445	(42,479)	344,966	(42,628)
Net position, beginning					15,794,908	599,681	16,394,589	1,595,221
Net position, ending					16,182,353	557,202	16,739,555	1,552,593

The accompanying notes are an integral part of these financial statements.

GUNNISON WATERSHED SCHOOL DISTRICT RE-1J

**Balance Sheet
Governmental Funds
June 30, 2014**

	General Fund	Bond Redemption Fund	Capital Reserve Capital Projects Fund	Pupil Activity Funds	Total Governmental Funds
ASSETS					
Cash and cash equivalents	5,986,938	3,188,011	79,458	369,028	9,623,435
Accounts receivable, net:					
Taxes	570,372	291,677	-	-	862,049
Other	116,313	-	-	12,918	129,231
Due from other funds	9,208	-	1,343,299	39,690	1,392,197
Total assets	<u>6,682,831</u>	<u>3,479,688</u>	<u>1,422,757</u>	<u>421,636</u>	<u>12,006,912</u>
LIABILITIES AND FUND BALANCES					
Liabilities:					
Accounts payable and accrued expenses	58,909	-	28,323	8,624	95,856
Accrued salaries	1,528,310	-	-	8,762	1,537,072
Due to component unit	160,636	-	-	-	160,636
Due to other funds	1,519,960	-	-	-	1,519,960
Total liabilities	<u>3,267,815</u>	<u>-</u>	<u>28,323</u>	<u>17,386</u>	<u>3,313,524</u>
Deferred Inflow of Resources:					
Deferred revenues	24,045	-	-	-	24,045
Total deferred inflow of resources	<u>24,045</u>	<u>-</u>	<u>-</u>	<u>-</u>	<u>24,045</u>
Fund balances:					
Restricted:					
TABOR	524,796	-	-	-	524,796
Debt service	-	3,479,688	-	-	3,479,688
Capital projects	-	-	1,394,434	-	1,394,434
Committed	2,099,185	-	-	-	2,099,185
Assigned	-	-	-	404,250	404,250
Unassigned	766,990	-	-	-	766,990
Total fund balances	<u>3,390,971</u>	<u>3,479,688</u>	<u>1,394,434</u>	<u>404,250</u>	<u>8,669,343</u>
Total liabilities, deferred inflow of resources, and fund balances	<u>6,682,831</u>	<u>3,479,688</u>	<u>1,422,757</u>	<u>421,636</u>	<u>12,006,912</u>

The accompanying notes are an integral part of these financial statements.

GUNNISON WATERSHED SCHOOL DISTRICT RE-1J
Reconciliation of Governmental Funds Balance Sheet to the Statement of Net Position
June 30, 2014

Governmental Funds Total Fund Balance		8,669,343
<i>Add:</i>		
Property taxes receivable will be collected this calendar year, but are not available soon enough to pay for the current period's expenditures and therefore, are deferred in the funds.		107,386
Capital assets used in governmental activities are not considered current financial resources and therefore, are not reported in the governmental funds:		
	Capital assets	81,916,668
	Accumulated depreciation	<u>(16,783,011)</u>
		65,133,657
An internal service fund is used by the District's management to charge the cost of employee health and dental insurance to the individual funds:		
	Assets	255,353
	Liabilities	<u>(153,914)</u>
		101,439
<i>Less:</i>		
Deferred charges such as deferred refunding costs, premiums, and discounts on bonded debt, are treated as current transactions on the fund financial statements, but are capitalized and amortized on the Statement of Net Position:		
	Premiums and discounts on bonded debt	<u>(899,200)</u>
		(899,200)
Long-term liabilities, including bonds payable, arbitrage payable, accrued compensated absences, leases payable, and accrued interest are not due and payable in the current period and therefore, are not reported in the funds. This is the amount of District long-term liabilities:		
	Bonds payable	(56,545,000)
	Accrued compensated absences	(150,774)
	Accrued interest	<u>(234,498)</u>
		<u>(56,930,272)</u>
Governmental Activities Net Position		<u><u>16,182,353</u></u>

The accompanying notes are an integral part of these statements.

GUNNISON WATERSHED SCHOOL DISTRICT RE-1J
Statement of Revenues, Expenditures, and Changes in Fund Balances
Governmental Funds
For the Year Ended June 30, 2014

	General Fund	Bond Redemption Fund	Capital Reserve Capital Projects Fund	Pupil Activity Funds	Total Governmental Funds
REVENUES					
Taxes:					
Property taxes	8,317,405	4,412,762	-	-	12,730,167
Specific ownership taxes	847,425	-	-	-	847,425
Federal income	757,134	-	-	-	757,134
State income	5,577,356	-	-	-	5,577,356
Investment income	50,764	21,291	-	-	72,055
Other	288,445	-	366,095	-	654,540
Charges for services	-	-	-	902,685	902,685
Total revenues	<u>15,838,529</u>	<u>4,434,053</u>	<u>366,095</u>	<u>902,685</u>	<u>21,541,362</u>
EXPENDITURES					
Direct instruction	9,298,233	-	-	-	9,298,233
Indirect instruction	1,335,314	-	-	-	1,335,314
General administration	1,349,940	-	-	-	1,349,940
Support services	718,321	-	-	-	718,321
Custodial and maintenance	1,391,290	-	-	-	1,391,290
Transportation	614,497	-	105,298	-	719,795
Community service	1,223	-	-	-	1,223
Technology	-	-	106,047	-	106,047
Student activities	-	-	-	874,207	874,207
Capital outlay	163,219	-	105,615	1,199	270,033
Debt service:					
Principal	51,472	1,690,000	-	-	1,741,472
Interest and fiscal charges	-	2,880,338	-	-	2,880,338
Other	-	1,400	-	-	1,400
Total expenditures	<u>14,923,509</u>	<u>4,571,738</u>	<u>316,960</u>	<u>875,406</u>	<u>20,687,613</u>
EXCESS (DEFICIENCY) OF REVENUES OVER EXPENDITURES	<u>915,020</u>	<u>(137,685)</u>	<u>49,135</u>	<u>27,279</u>	<u>853,749</u>
OTHER FINANCING SOURCES (USES)					
Sale of fixed assets	2,508	-	-	-	2,508
Transfers in (out)	(546,673)	-	125,690	-	(420,983)
Total other financing sources (uses)	<u>(544,165)</u>	<u>-</u>	<u>125,690</u>	<u>-</u>	<u>(418,475)</u>
NET CHANGE IN FUND BALANCES	<u>370,855</u>	<u>(137,685)</u>	<u>174,825</u>	<u>27,279</u>	<u>435,274</u>
FUND BALANCES, BEGINNING	<u>3,020,116</u>	<u>3,617,373</u>	<u>1,219,609</u>	<u>376,971</u>	<u>8,234,069</u>
FUND BALANCES, ENDING	<u>3,390,971</u>	<u>3,479,688</u>	<u>1,394,434</u>	<u>404,250</u>	<u>8,669,343</u>

The accompanying notes are an integral part of these financial statements.

GUNNISON WATERSHED SCHOOL DISTRICT RE-1J
Reconciliation of Revenues, Expenditures and Change in Fund Balances
of Governmental Funds to the Statement of Activities
For the Year Ended June 30, 2014

Governmental Funds Change in Fund Balances	435,274
<i>Add:</i>	
Governmental funds report capital outlays as expenditures. However, in the Statement of Activities, the cost of those assets is allocated over their estimated useful lives and reported as depreciation expense. This is the amount of capital outlays reported as expenditures in the governmental funds.	239,107
Debt principal payments result in a reduction of accumulated resources on the fund financial statements. The government-wide statements show these payments as reductions against long-term liabilities.	1,690,000
An internal service fund is used by the District's management to charge the cost of employee health and dental insurance to the individual funds. The net revenue of these funds is reported with the governmental activities in the Statement of Activities.	101,439
Amortization of deferred costs such as premium and discounts on bonds payable and deferred charges from refundings and changes in accrued interest have no impact on current available resources but do change government-wide net position.	44,108
<i>Less:</i>	
Deferred property tax revenues do not provide current financial resources and are deferred on the governmental fund financial statements but recognized on the government-wide financial statements. This is the change in the deferred property tax recognized in the Statement of Activities.	(475,478)
Accrued compensated absences reported in the Statement of Activities do not require the use of current financial resources and therefore, are not reported as expenditures in governmental funds. This is the change in accrued compensated absences during the year.	(6,456)
Governmental funds report capital outlays as expenditures. However, in the Statement of Activities, the cost of those assets is allocated over their estimated useful lives and reported as depreciation expense. This is the amount of depreciation expense reported as an expenditure in the governmental activities' functions.	(1,640,549)
	<hr/>
Governmental Activities Change in Net Position	<hr/> <hr/> 387,445

The accompanying notes are an integral part of these financial statements.

GUNNISON WATERSHED SCHOOL DISTRICT RE-1J
Statement of Net Position
Proprietary Funds
June 30, 2014

	Business-type Activities- Enterprise Fund Food Services Fund	Governmental Activities - Internal Service Fund
ASSETS		
Current assets:		
Cash and cash equivalents	186	213,867
Accounts receivable, net:		
Other	23,517	41,486
Due from other funds	127,763	-
Inventories	3,839	-
Total current assets	<u>155,305</u>	<u>255,353</u>
Non-current assets:		
Equipment	642,520	-
Less: Accumulated depreciation	(226,058)	-
Total non-current assets	<u>416,462</u>	<u>-</u>
Total assets	<u>571,767</u>	<u>255,353</u>
LIABILITIES		
Current liabilities:		
Accounts payable and accrued expenses	106	153,914
Accrued salaries	4,760	-
Total current liabilities	<u>4,866</u>	<u>153,914</u>
DEFERRED INFLOW OF RESOURCES		
Deferred revenue	9,700	-
Total deferred inflow of resources	<u>9,700</u>	<u>-</u>
NET POSITION		
Net investment in capital assets	416,462	-
Unrestricted	<u>140,736</u>	<u>101,439</u>
Total net position	<u><u>557,198</u></u>	<u><u>101,439</u></u>

The accompanying notes are an integral part of these financial statements.

GUNNISON WATERSHED SCHOOL DISTRICT RE-1J
Statement of Revenues, Expenses and Changes in Fund Net Position
Proprietary Funds
For the Year Ended June 30, 2014

	Business-type Activities Enterprise Funds Food Services Fund	Governmental Activities - Internal Service Fund
OPERATING REVENUES		
Food sales	295,841	-
Insurance premiums	-	1,337,778
Stop loss reimbursement	-	179,314
Total operating revenues	<u>295,841</u>	<u>1,517,092</u>
OPERATING EXPENSES		
Salaries and employee benefits	309,915	-
Purchased services	4,764	-
Supplies	307	-
Food costs:		
Purchased food	308,674	-
Donated commodities	19,754	-
Depreciation	32,126	-
Claims losses	-	1,380,673
Stop loss premiums and fees	-	315,383
Total operating expenses	<u>675,540</u>	<u>1,696,056</u>
OPERATING INCOME (LOSS)	<u>(379,699)</u>	<u>(178,964)</u>
NONOPERATING REVENUES (EXPENSES)		
Federal aid:		
Federal government meal reimbursement	172,009	-
USDA Commodity contribution	19,754	-
State reimbursement	4,876	-
Total nonoperating revenues (expenses)	<u>196,639</u>	<u>-</u>
INCOME (LOSS) BEFORE TRANSFERS	(183,060)	(178,964)
Transfers in (out)	<u>140,580</u>	<u>280,403</u>
CHANGE IN NET POSITION	(42,480)	101,439
TOTAL NET POSITION, BEGINNING	<u>599,678</u>	<u>-</u>
TOTAL NET POSITION, ENDING	<u><u>557,198</u></u>	<u><u>101,439</u></u>

The accompanying notes are an integral part of these financial statements.

GUNNISON WATERSHED SCHOOL DISTRICT RE-1J
Statement of Cash Flows
Proprietary Funds
For the Year Ended June 30, 2014

	Business-type Activities - Enterprise Funds Food Services Fund	Governmental Activities - Internal Service Fund
CASH FLOWS FROM OPERATING ACTIVITIES:		
Receipts from charges for services	295,975	1,296,293
Other cash receipts	-	179,314
Payments to vendors	(315,188)	(1,542,143)
Payments to employees	(309,915)	-
Net cash provided (used) by operating activities	<u>(329,128)</u>	<u>(66,536)</u>
CASH FLOWS FROM NONCAPITAL FINANCING ACTIVITIES:		
Transfers received	150,574	280,403
Federal and State reimbursements	176,885	-
Net cash provided (used) by noncapital financing activities	<u>327,459</u>	<u>280,403</u>
NET INCREASE (DECREASE) IN CASH AND CASH EQUIVALENTS	(1,669)	213,867
Cash and Cash Equivalents, Beginning	<u>1,855</u>	<u>-</u>
Cash and Cash Equivalents, Ending	<u><u>186</u></u>	<u><u>213,867</u></u>
Reconciliation of Operating Income (Loss) to Net Cash Provided (Used) by Operating Activities:		
Operating income (loss)	<u>(379,699)</u>	<u>(178,964)</u>
Adjustments to reconcile operating income (loss) to net cash provided (used) by operating activities:		
Depreciation expense	32,123	-
Donated commodities	19,754	-
Changes in assets and liabilities related to operations:		
(Increase) decrease in accounts receivable	(896)	(41,486)
(Increase) decrease in inventory	385	-
(Increase) decrease in due to (from) other funds	(9,994)	-
Increase (decrease) in accounts payable	(1,828)	153,914
Increase (decrease) in due to other funds	9,994	-
Increase (decrease) in deferred commodities	1,033	-
Total adjustments	<u>50,571</u>	<u>112,428</u>
Net cash provided (used) by operating activities	<u><u>(329,128)</u></u>	<u><u>(66,536)</u></u>
Schedule of Noncash Transactions:		
Donated commodities acquired from USDA	19,754	-
Donated commodities used	(19,754)	-
Total noncash investing, capital and financing activities	<u><u>-</u></u>	<u><u>-</u></u>

The accompanying notes are an integral part of these financial statements.

Gunnison Watershed School District RE-1J

Notes to the Financial Statements



Gunnison Watershed School District RE-1J
Notes to the Financial Statements
June 30, 2014

I. Summary of Significant Accounting Policies

Gunnison Watershed School District RE-1J (the "District") includes portions of both Gunnison and Saguache Counties. The District provides academic and vocational curriculum, student transportation, food services, athletic and cultural extracurricular activities, maintenance and general administrative services. The District operates the following schools:

Elementary Schools Gunnison Elementary	Middle Schools Gunnison Middle School	High School Gunnison High School
Preschool & Kindergarten Lake School	Community School Crested Butte Community School	Charter School Marble Charter School

The District's financial statements are prepared in accordance with generally accepted accounting principles ("GAAP"). The Governmental Accounting Standards Board ("GASB") is responsible for establishing GAAP for state and local governments through its pronouncements (Statements and Interpretations). The more significant accounting policies established by GAAP used by the District are discussed below.

A. Reporting Entity

The District operates under an elected District Board of Education comprised of five members. As required by GAAP, the financial statements of the reporting entity include those of the District and its component units, entities for which the District is considered financially accountable. The District is considered financially accountable for legally separate organizations if it is able to appoint the voting majority of an organization's governing body and is either able to impose its will on that organization or there is a potential for the organization to provide specific financial benefits to, or to impose specific financial burdens on, the District. Consideration is also given to organizations for which the nature and significance of their relationship with the District are such that exclusion would cause the reporting entity's financial statements to be misleading or incomplete. Based upon the above criteria, the District has identified one discretely presented component unit.

The District receives funding from local, state, and federal government sources and must comply with all the requirements of these funding sources. However, the District is not included in any other governmental reporting entity.

Discretely Presented Component Units – Marble Charter School

The State of Colorado Legislature in 1993 enacted the "Charter School Act – Colorado Revised Statutes (CRS) Section 22-30-101." This Act permits the District to contract with individuals and organizations for the operation of schools within the District. The statutes define these contracted schools as "Charter Schools." Charter Schools are financed from a portion of the District's School Finance Act Revenues and from revenues generated by the Charter Schools, within the limits established by the Charter School Act. Charter Schools have separate governing boards; however, the District must approve all Charter School applications and budgets. Therefore, the Marble Charter School is included in the District's reporting entity because of the nature and significance of their operational or financial relationships with the District.

Gunnison Watershed School District RE-1J
Notes to the Financial Statements
June 30, 2014
(continued)

I. Summary of Significant Accounting Policies (continued)

A. Reporting Entity (continued)

Complete financial statements can be obtained by contacting Marble Charter School, 418 West Main Street, Marble, Colorado 81623.

In 1995, the District approved a charter application through a resolution, allowing for the creation of the Marble Charter School ("Marble"). Marble is located in Marble, Colorado and provides educational services for grades kindergarten through seventh. Marble received an allocation of \$359,184 from the District for operations in the fiscal year ended June 30, 2014.

B. District-wide and Fund Financial Statements

The District's basic financial statements include both District-wide (financial activities of the overall District, except for fiduciary activities) and fund financial statements (reporting the District's major and non-major funds). The District-wide financial statements categorize primary activities as either governmental or business-type. Governmental activities generally are financed through taxes, intergovernmental revenues, and other non-exchange transactions. Business-type activities are financed in whole or in part by fees charged to external parties.

1. District-wide Financial Statements

In the District-wide Statement of Net Position, both the governmental and business-type activities columns are (a) presented on a consolidated basis by column, and (b) reported on a full accrual, economic resource basis, which recognizes all long-term assets and receivables as well as long-term debt and obligations. The District's net position is reported in three parts – net investment in capital assets; restricted net position; and unrestricted net position.

The District-wide Statement of Activities reports both the gross and net cost of the District's governmental functions and business-type activity (i.e., food service). The governmental functions are also supported by general government revenues (property taxes, specific ownership taxes, etc.). The Statement of Activities reduces gross expenses (including depreciation) by related program revenues, operating and capital grants. Program revenues must be directly associated with the function or a business-type activity. Operating grants include operating-specific and discretionary (either operating or capital) grants while the capital grants column reflects capital-specific grants. The net costs (by function or business-type activity) are normally covered by general revenues. As a general rule, the effect of interfund activity has been removed from these statements.

The District-wide focus is on the sustainability of the District as an entity and the change in the District's Net Position resulting from the current year's activities.

Gunnison Watershed School District RE-1J
Notes to the Financial Statements
June 30, 2014
(continued)

I. Summary of Significant Accounting Policies (continued)

B. District-wide and Fund Financial Statements (continued)

2. Fund Financial Statements

The financial transactions of the District are reported in individual funds in the fund financial statements. Each fund is accounted for by providing a separate set of self-balancing accounts that comprises its assets, liabilities, reserves, fund equity, revenues and expenditures/expenses. The fund focus is on current available resources and budget compliance.

The District reports the following major governmental funds:

The *General Fund* is the District's primary operating fund. It accounts for all financial resources of the District, except those required to be accounted for in another fund. The General Fund has consolidated the *Colorado Preschool Fund*.

The *Debt Service Fund (Bond Redemption Fund)* accounts for transactions related to the District's general obligation bonds and interest.

The *Capital Reserve Capital Projects Fund* accounts for transactions related to the District's acquisitions and construction of capital facilities and other capital assets.

The remaining funds: the *Capital Projects Fund (Building Fund)* and *Student Activities Fund (Pupil Activity Fund)* and are presented as non-major funds.

The District reports the following major proprietary fund:

The *Food Service Fund* accounts for the activities of the District's school breakfast and lunch programs.

The District reports the following internal service fund:

The *Self Insurance Fund* accounts for the employee's health and dental benefits provided to other departments or funds of the District on a cost reimbursement basis.

C. Measurement Focus, Basis of Accounting, and Financial Statement Presentation

Measurement focus refers to whether financial statements measure changes in current resources only (current financial focus) or changes in both current and long-term resources (long-term economic focus). Basis of accounting refers to the point at which revenues, expenditures, or expenses are recognized in the accounts and reported in the financial statements. Financial statement presentation refers to classification of revenues by source and expenses by function.

Gunnison Watershed School District RE-1J
Notes to the Financial Statements
June 30, 2014
(continued)

I. Summary of Significant Accounting Policies (continued)

C. Measurement Focus, Basis of Accounting, and Financial Statement Presentation (continued)

1. Long-term Economic Focus and Accrual Basis

Both the governmental and business-type activities in the district-wide financial statements as well as the proprietary fund and fiduciary fund financial statements use the long-term economic focus and are presented on the accrual basis of accounting. Revenues are recognized when earned and expenses are recognized when incurred, regardless of the timing of the related cash flows. On an accrual basis, revenue from property taxes is recognized in the fiscal year for which the taxes are levied. Revenue from grants and donations is recognized in the fiscal year in which all eligibility requirements have been satisfied.

2. Current Financial Focus and Modified Accrual Basis

The District's governmental fund financial statements use the current financial focus and are presented on the modified accrual basis of accounting. Under the modified accrual basis of accounting, revenues are recorded when susceptible to accrual; i.e., both measurable and available. The District considers all revenues reported in the governmental funds to be available if they are collected within sixty days after year-end. Expenditures are recorded when the related fund liability is incurred, except for principal and interest on general long-term debt, claims and judgments, and compensated absences, which are recognized as expenditures to the extent they have matured. General capital asset acquisitions are reported as expenditures in governmental funds. Proceeds of general long-term liabilities and acquisitions under capital leases are reported as other financing sources.

3. Financial Statement Presentation

Amounts reported as program revenues include 1) charges to customers or applicants for goods, services or privileges provided, 2) operating grants and contributions, and 3) capital grants and contributions, including special assessments. Internally dedicated resources are reported as *general revenues* rather than as program revenues. Likewise, general revenues include all taxes.

Proprietary funds distinguish operating revenues and expenses from non-operating items. Operating revenues and expenses generally result from providing services and producing and delivering goods in connection with a proprietary fund's principal ongoing operations. The principal operating revenues of the District's enterprise fund are charges to customers for sales. Operating expenses for the enterprise fund include the cost of sales and services, administrative expenses, and depreciation on capital assets. All revenues and expenses not meeting this definition are reported as non-operating revenues and expenses.

Gunnison Watershed School District RE-1J
Notes to the Financial Statements
June 30, 2014
(continued)

II. Summary of Significant Accounting Policies (continued)

D. Financial Statement Accounts

1. Cash and Cash Equivalents

Cash and cash equivalents are defined as deposits that can be withdrawn at any time without notice or penalty and investments with original maturities of three months or less.

2. Investments

Investments are stated at fair value.

3. Receivables

Receivables are reported net of an allowance for uncollectible accounts.

4. Property Taxes

Property taxes are assessed in one year as a lien on the property, but not collected by the governmental units until the subsequent year. In accordance with GAAP, the assessed but uncollected property taxes have been recorded as a receivable. Property tax receivables that are considered to be available (i.e. sixty days after year-end) are reported on the governmental fund financial statements. Property tax receivables that are not considered available (i.e. long term) are reported on the government wide Statement of Net Position.

5. Inventory

Inventories recorded in the *Food Service Fund* consist of purchased and donated commodities. Purchased inventories are valued at cost, while donated inventories, received at no cost under a program supported by the Federal Government, are recorded at their estimated fair value at the date of receipt using the first-in, first-out method.

6. Interfund Receivables and Payables

Balances at year-end between funds are reported as "due from / due to other funds" in the fund financial statements. Any residual balances not eliminated between the governmental and business-type activities are reported as "internal balances" in the district-wide financial statements.

7. Capital Assets

Capital assets, which include land, land improvements, construction in progress, buildings and improvements, equipment, and vehicles, are reported in the proprietary fund financial statements and the applicable governmental or business-type activity columns in the government-wide financial statements. The District defines capital assets as assets with an initial cost of \$5,000 or more and an estimated useful life in excess of two years. Such assets are recorded at historical cost where historical records are available and at an estimated historical cost where no historical record exists. Donated capital assets are recorded at estimated fair value at the date of donation.

Gunnison Watershed School District RE-1J
Notes to the Financial Statements
June 30, 2014
(continued)

I. Summary of Significant Accounting Policies (continued)

D. Financial Statement Accounts (continued)

7. Capital Assets (continued)

The costs of normal maintenance and repairs that do not add to the value of the asset or materially extend the asset lives are not capitalized. Improvements are capitalized and depreciated over the remaining useful lives of the related fixed assets, as applicable.

Capital outlay for projects is capitalized as projects are constructed. Interest incurred during the construction phase is capitalized as part of the value of the assets constructed for business-type activities, if applicable. **Summary of**

Buildings and improvements, equipment, and vehicles are depreciated using the straight-line method over the following estimated useful lives:

<u>Assets</u>	<u>Years</u>
Buildings and improvements	50
Equipment	7-50
Vehicles	10

8. Deferred Outflows and Inflows of Resources

In addition to assets, the statement of financial position will sometimes report a separate section for deferred outflows of resources. This separate financial statement element, deferred outflows of resources, represents a consumption of net position that applies to a future period(s) and so will not be recognized as an outflow of resources (expense/ expenditure) until then. The District does not have any items that qualify for reporting in this category.

In addition to liabilities, the statement of financial position will sometimes report a separate section for deferred inflows of resources. This separate financial statement element, deferred inflows of resources, represents an acquisition of net position that applies to a future period(s) and so will not be recognized as an inflow of resources (revenue) until that time. The District has one item that qualifies for reporting in this category. Accordingly, this item, deferred revenue, is deferred and recognized as an inflow of resource in the period that the amount becomes available and earned.

9. Compensated Absences

Annual leave begins accruing on the first day of employment and accrues at the rate of eleven (11) days per year for non-classified staff and one (1) day per month for classified staff. Any unused vacation leave is paid out upon termination.

Non-Classified District employees with seventy-five (75) days of accumulated annual leave may request reimbursement of up to six (6) days of unused annual leave each year at \$50 per day. Retiring Non-Classified District employees with twenty (20) or more years of employment with the District can apply to be paid for up to one-hundred (100) days of accumulated annual leave at \$50 per day.

Gunnison Watershed School District RE-1J
Notes to the Financial Statements
June 30, 2014
(continued)

I. Summary of Significant Accounting Policies (continued)

D. Financial Statement Accounts (continued)

9. Compensated Absences (continued)

Vacation Leave – Classified year-round District employees may accrue unused vacation leave at their current daily rate. In addition, District employees are paid for accumulated vacation at their current daily rate upon termination.

Vested or accumulated leave that is expected to be liquidated with expendable available financial resources are reported as expenditures and a fund liability of the governmental fund that will pay it. Amounts of vested or accumulated leave that are not expected to be liquidated with expendable available financial resources are reported in the governmental activities column in the District-wide financial statements. Vested or accumulated leave of the proprietary fund type is recorded as an expense and a liability of that fund as the benefits accrue to employees. No liability is recorded for non-vesting accumulating rights.

10. Long-term obligations

In the district-wide financial statements and proprietary fund types in the fund financial statements, long-term debt is reported as liabilities in the applicable governmental activities, business-type activities, or proprietary fund type statement of net position. Bonds payable are reported net of the applicable bond premium or discount and deferred refunding costs. Bond premiums, discounts, and deferred refunding costs are amortized over the life of the bonds based on interest payments.

In the fund financial statements, governmental fund types recognize bond premiums and discounts during the current period. The face amount of the debt issued is reported as other financing sources. Premiums received on debt issuances are reported as other financing sources while discounts on debt issuances are reported as other financing uses. Issuance costs, whether or not withheld from the actual debt proceeds, are reported as debt service expenditures in the fund financial statements.

11. Fund Equity

Governmental accounting standards establishes fund balance classifications that comprise a hierarchy based primarily on the extent to which a government is bound to observe constraints imposed upon the use of the resources reported in governmental funds. Fund balance classifications, include Non-spendable, Restricted, Committed, Assigned, and Unassigned. These classifications reflect not only the nature of funds, but also provide clarity to the level of restriction placed upon fund balance. Fund balance can have different levels of restraint, such as external versus internal compliance requirements.

Unassigned fund balance is a residual classification within the *General Fund*. The *General Fund* should be the only fund that reports a positive unassigned balance. In all other funds, unassigned is limited to negative residual fund balance.

Gunnison Watershed School District RE-1J
Notes to the Financial Statements
June 30, 2014
(continued)

I. Summary of Significant Accounting Policies (continued)

D. Financial Statement Accounts (continued)

12. Interfund Transactions

Quasi-external transactions are accounted for as revenues, expenditures or expenses. Transactions that constitute reimbursements to a fund for expenditures or expenses initially made from it that are properly applicable to another fund, are recorded as expenditures or expenses in the reimbursing fund and as reductions of expenditures or expenses in the fund that is reimbursed. All other interfund transactions, except quasi-external transactions and reimbursements, are reported as transfers.

E. Significant Accounting Policies

1. Use of Estimates

The preparation of financial statements in conformity with GAAP requires the District's management to make estimates and assumptions that affect the reported amounts of assets and liabilities, the disclosure of contingent assets and liabilities at the date of the financial statements, and the reported amount of revenues and expenditures or expenses during the reporting period. Actual results could differ from those estimates.

2. Credit Risk

The receivables of the various funds of the District are primarily due from other governments. Management believes that the credit risk related to the receivables is minimal.

3. Subsequent Events

Management has evaluated subsequent events through December 19, 2014; the date that these financial statements were available to be issued.

4. Fund Balance Policy

The District has adopted minimum fund policy for the General Fund. The policy requires a minimum fund balance of at least 15% of the estimated General Fund expenditures.

II. Stewardship, Compliance, and Accountability

A. Bond Trustee

Colorado state statutes require all property taxes levied for the purpose of satisfying bonded indebtedness to be administered by at least one third party custodian designated by the District. The third party custodian is required to ensure all taxes levied to satisfy the obligations of bonded indebtedness are used accordingly. The District has entered into a custody agreement with Gunnison County, Colorado in order to meet this requirement.

Gunnison Watershed School District RE-1J
Notes to the Financial Statements
June 30, 2014
(continued)

II. Stewardship, Compliance, and Accountability (continued)

B. Budgetary Information

Budgets are adopted on a basis consistent with GAAP. As required by Colorado Statutes, all funds have legally adopted budgets and appropriations. The total expenditures for each fund may not exceed the amount appropriated. Appropriations for a fund may be increased if unanticipated revenues offset them. All appropriations lapse at year-end.

As required by Colorado Statutes, the District followed the required timetable noted below in preparing, approving, and enacting its budget for fiscal year 2014:

1. The proposed budget was submitted to the District Board of Education by May 31 of the year preceding the budget year. The proposed budget must include a description of major educational objectives and how the proposed budget fulfills those objectives.
2. Notice was published within ten (10) days which contained: availability of proposed budget for inspection, date and time of budget adoption meeting, and that any County taxpayer may file objections prior to the adoption of the budget.
3. The District Board of Education certified revenue requirements to the local County Commissioners prior to December 15.
4. The final budget was adopted prior to June 30, along with an appropriation resolution.

During the year, supplemental appropriation ordinances were approved for the following funds:

Fund	Original Appropriation	Final Appropriation	Change
General Fund	14,517,088	14,987,715	470,627
Preschool Fund	155,651	172,265	16,614
Capital Projects Fund	320,000	513,220	193,220
Food Service Fund	616,021	681,996	65,975
Pupil Activity Agency Fund	788,812	806,033	17,221

C. TABOR Amendment

In November 1992, Colorado voters amended Article X of the Colorado Constitution by adding Section 20; commonly known as the Taxpayer's Bill of Rights ("TABOR"). TABOR contains revenue, spending, tax and debt limitations that apply to the State of Colorado and local governments. TABOR requires, with certain exceptions, advance voter approval for any new tax, tax rate increase, mill levy above that for the prior year, extension of any expiring tax, or tax policy change directly causing a net tax revenue gain to any local government. Any revenues earned in excess of the fiscal year spending limit must be refunded in the next fiscal year, unless voters approve retention of such excess revenue.

Gunnison Watershed School District RE-1J
Notes to the Financial Statements
June 30, 2014
(continued)

II. Stewardship, Compliance, and Accountability (continued)

C. TABOR Amendment (continued)

TABOR requires local governments to establish emergency reserves to be used for declared emergencies only. Emergencies, as defined by TABOR, exclude economic conditions, revenue shortfalls, or salary or fringe benefit increases. These reserves are required to be 3% or more of fiscal year spending. The District has reserved \$524,796 of its June 30, 2014 fund balances for this purpose.

In 1997, the District's electorate approved the following ballot question: *"Without increasing any tax rates or imposing any new tax shall Gunnison Watershed School District RE-J1 be authorized to collect, keep and expend all District revenues received in fiscal year 1998 and each year thereafter without regard to any spending, revenue raising or other limitation in Article X, Section 20 of the Colorado Constitution or other laws of the state?"*.

The District believes it is in compliance with the requirements of the TABOR Amendment. However, the Amendment is complex and subject to interpretation. Many of its provisions will require judicial interpretation.

D. Expenditures in Excess of Budget

For the year ended June 30, 2014, expenditures in the following funds exceed budgeted appropriations which may be a violation of Colorado budget laws:

	<u>Final Budget</u>	<u>Actual</u>	<u>Expenditures in excess of budget</u>
Student Activities Fund	806,033	875,406	69,373

III. Detailed Notes on All Funds

A. Deposits and Investments

The District's deposits are entirely covered by federal depository insurance ("FDIC") or by collateral held under Colorado's Public Deposit Protection Act ("PDPA"). The FDIC insures the first \$250,000 of the District's deposits at each financial institution. Deposit balances for accounts over \$250,000 are collateralized as required by PDPA.

Gunnison Watershed School District RE-1J
Notes to the Financial Statements
June 30, 2014
(continued)

III. Detailed Notes on All Funds (continued)

A. Deposits and Investments (continued)

The District is governed by the deposit and investment limitations of state law. The deposits and investment balances (including the agency fund) at June 30, 2014, are as follows:

Type:	Standard & Poors Rating	Balance	Maturities	
			Less Than One Year	Less Than Five Years
Deposits:				
Petty Cash	Not rated	\$ 1,669	1,669	-
Checking accounts	Not rated	2,202,296	2,202,296	-
Investments:				
Investment pool	AAAm	7,633,524	7,633,524	-
		<u>\$ 9,837,489</u>	<u>9,837,489</u>	<u>-</u>

The investment pool represents investments in the Colorado Government Liquid Asset Trust ("COLOTRUST") which is a 2a7-like pool. The fair value of the pool is determined by the pool's share price. The District has no regulatory oversight for the pool.

Interest Rate Risk. The District limits investments maturities as required by state statutes as a means of managing its exposure to fair value losses arising from increasing interest rates. State statutes require the District to limit maturities to five years from the date of purchase. Maturities of investments held at June 30, 2014 are provided in the previous schedule. The District coordinates its investment maturities to closely match cash flow needs.

Credit Risk. State law specifies instruments in which local governments may invest, including obligations of the United States, certain U.S. governmental agency securities, local government investment pools, and commercial paper, among other items. The District's general investment policy is to invest surplus funds in accordance with state law, to ensure the preservation of capital, to ensure that adequate funds are available at all times to meet the financial obligations of the District when due, and to realize rates of return on invested funds which are comparable to market levels.

Concentration of Credit Risk. The District diversifies its investments by security type and institution. The District places no limit on the amount it may invest in any one issuer.

Gunnison Watershed School District RE-1J
Notes to the Financial Statements
June 30, 2014
(continued)

III. Detailed Notes on All Funds (continued)

B. Receivables

Receivables as of year-end for the District's major and non-major funds, including applicable allowances for uncollectible accounts, are as follows:

	General Fund	Bond Redemption Fund	Capital Reserve Capital Projects Fund	Pupil Activity Funds	Total Governmental Funds
Receivables:					
Taxes	\$ 570,372	291,677	-	-	862,049
Accounts	-	-	-	12,918	12,918
Other	116,313	-	-	-	116,313
Gross receivables	686,685	291,677	-	12,918	991,280
Less: allowance for uncollectible	-	-	-	-	-
Net Receivables	\$ 686,685	291,677	-	12,918	991,280

Governmental funds report property tax receivable for property taxes levied in fiscal 2014 but not available until 2015.

C. Capital Assets

Capital asset activity for the year ended June 30, 2014, was as follows:

	Beginning Balance	Increases	Decreases	Ending Balance
Governmental activities:				
Capital assets, not being depreciated:				
Land	\$ 2,866,151	-	-	2,866,151
Total capital assets, not being depreciated	2,866,151	-	-	2,866,151
Capital assets, being depreciated:				
Buildings and improvements	75,989,683	65,916	-	76,055,599
Equipment	956,724	78,191	(14,680)	1,020,235
Vehicles	2,002,541	95,000	(122,858)	1,974,683
Total capital assets being depreciated	78,948,948	239,107	(137,538)	79,050,517
Total capital assets - Cost	81,815,099	239,107	(137,538)	81,916,668
Less accumulated depreciation for:				
Buildings and improvements	(13,388,134)	(1,499,248)	-	(14,887,382)
Equipment	(319,919)	(45,295)	14,680	(350,534)
Vehicles	(1,571,947)	(96,007)	122,858	(1,545,096)
Total accumulated depreciation	(15,280,000)	(1,640,550)	137,538	(16,783,012)
Governmental activities capital assets, net	\$ 66,535,099	(1,401,443)	-	65,133,656

Gunnison Watershed School District RE-1J
Notes to the Financial Statements
June 30, 2014
(continued)

III. Detailed Notes on All Funds (continued)

C. Capital Assets (continued)

	Beginning Balance	Increases	Decreases	Ending Balance
Business-type activities:				
Capital assets, being depreciated:				
Equipment	\$ 642,520	-	-	642,520
Total capital assets being depreciated	<u>642,520</u>	<u>-</u>	<u>-</u>	<u>642,520</u>
Less accumulated depreciation for:				
Equipment	(193,932)	(32,126)	-	(226,058)
Total accumulated depreciation	<u>(193,932)</u>	<u>(32,126)</u>	<u>-</u>	<u>(226,058)</u>
Total capital assets, being depreciated, net	<u>448,588</u>	<u>(32,126)</u>	<u>-</u>	<u>416,462</u>
Business-type activities capital assets, net	<u>\$ 448,588</u>	<u>(32,126)</u>	<u>-</u>	<u>416,462</u>

The District had \$4,870,261 of fully depreciated capital assets still in service at June 30, 2014.

The District had the following capital outlay and depreciation expense for the following functions:

	Capital Outlay	Depreciation Expense
Governmental activities:		
General administration	\$ 65,916	1,499,248
Custodial and maintenance	78,191	45,295
Transportation	95,000	96,007
Total - governmental activities	<u>\$ 239,107</u>	<u>1,640,550</u>
Business-type activities:		
Food services	-	32,126
Total - business-type activities	<u>\$ -</u>	<u>32,126</u>

D. Interfund Receivables, Payables, and Transfers

The composition of interfund balances as of June 30, 2014, was as follows:

Transfer In (Out)	Amount	Transfer Purpose
General Fund	\$ (702,295)	To fund operations in other funds
Preschool Fund	155,622	Funding from the General Fund.
Capital Projects	125,690	Funding from the General Fund.
Food Services Fund	140,580	Funding from the General Fund.
Health Services Fund	280,403	Funding from the General Fund.
Total	<u>\$ -</u>	

The outstanding balances between funds result mainly from the time lag between the dates that (1) interfund goods and services are provided or reimbursable expenditures occur, (2) transactions are recorded in the accounting system, and (3) payments between funds are made.

Gunnison Watershed School District RE-1J
Notes to the Financial Statements
June 30, 2014
(continued)

III. Detailed Notes on All Funds (continued)

D. Interfund Receivables, Payables, and Transfers (continued)

Transfers for fiscal year 2014 were as follows:

	<u>Receivable Fund</u>	<u>Payable Fund</u>
General	\$ -	(1,519,960)
Preschool	9,208	-
Pupil Activity	-	39,690
Capital Reserve	1,343,299	-
Food Services	127,763	-
	<u>\$ 1,480,270</u>	<u>(1,480,270)</u>

E. Long-term Debt – Governmental Activities

1. General Obligation Refunding Bonds, Series 2004

On March 16, 2004, the District issued \$13,080,000 of its General Obligation Refunding Bonds, Series 2004. The proceeds of the bonds were used to refund the District's outstanding General Obligation Refunding Bonds, Series 1995, in the principal amount of \$12,185,000. The 1995 bonds are considered to be defeased and have been removed from long-term debt.

Principal and interest are payable semi-annually on June 1 and December 1 at rates from 2% to 5%. The final maturity date of the bonds is December 1, 2015. Bonds are not subject to redemption prior to their maturity dates.

2. General Obligation Bonds, Series 2008

On December 29, 2008, the District issued \$10,000,000 in General Obligation Bonds Series 2008, with a final maturity date of December 1, 2029, for the purpose of financing the costs of: improving, remodeling, repairing and making additions to District buildings; District-wide upgrades for security and life safety needs; and, to the extent funds are available after providing for the above purposes, for the purpose of equipping said facilities.

Principal and interest are payable semi-annually on June 1 and December 1 at rates from 5% to 5.125%.

Bonds maturing on or before December 1, 2018 are not subject to redemption prior to maturity. Bonds maturing on and after December 31, 2019 are subject to optional redemption prior to maturity at the option of the District at a redemption price equal to the principal amount thereof, plus accrued interest to the redemption date.

Gunnison Watershed School District RE-1J
Notes to the Financial Statements
June 30, 2014
(continued)

III. Detailed Notes on All Funds (continued)

E. Long-term Debt – Governmental Activities (continued)

3. General Obligation Bonds, Series 2009

On January 20, 2009, the District issued \$45,000,000 in General Obligation Bonds Series 2009, with a final maturity date of December 1, 2033, for the purpose of financing the costs of: improving, remodeling, repairing and making additions to District buildings; District-wide upgrades for security and life safety needs; and, to the extent funds are available after providing for the above purposes, for the purpose of equipping said facilities.

Principal and interest are payable semi-annually on June 1 and December 1 at rates from 3.0% to 5.25%.

Bonds maturing on or before December 1, 2018 are not subject to redemption prior to maturity; Bonds maturing on and after December 31, 2019 are subject to optional redemption prior to maturity at the option of the District at a redemption price equal to the principal amount thereof, plus accrued interest to the redemption date.

The Series 2009 Bonds maturing on December 1, 2033 are subject to mandatory sinking fund redemption requirements as follows:

2030	\$3,730,000
2031	3,930,000
2032	4,130,000
2033	<u>4,350,000</u>
	<u>16,140,000</u>

4. Defeasance of Debt

As noted above, proceeds of 2004 refunding bond issuances were used to purchase U.S. government securities to retire previous bond issues (i.e. 1995). Sufficient U.S. government, state and local governmental securities were placed in an irrevocable trust for the purpose of generating resources for all future debt service payments of the refunded debt. As a result, the refunded bonds are considered to be defeased and the liability has been removed from the District's financial records. The amount of the District's defeased debt is not readily determinable.

Gunnison Watershed School District RE-1J
Notes to the Financial Statements
June 30, 2014
(continued)

III. Detailed Notes on All Funds (continued)

E. Long-term Debt – Governmental Activities (continued)

5. Schedule of Future General Obligation Bond

The District's aggregate annual debt service requirements for general obligation bonds at June 30, 2014, are as follows:

Fiscal Year Ending	Debt	
	Total Principal	Total Interest
2015	\$ 1,735,000	2,813,976
2016	1,805,000	2,733,469
2017	1,905,000	2,653,419
2018	1,975,000	2,574,463
2019	2,050,000	2,487,713
2020 - 2024	11,895,000	10,741,488
2025 - 2029	15,390,000	7,207,206
2030 - 2034	19,790,000	2,687,377
Total	<u>\$ 56,545,000</u>	<u>33,899,111</u>
Add: Unamortized bond premium	899,200	
Total bonded debt	<u>\$ 57,444,200</u>	

6. Changes in Long-term Liabilities

The following is a summary of changes in long-term liabilities for the year ended June 30, 2014:

	Balance July 1, 2013	Additions	Reductions	Balance June 30, 2014	Due Within One Year
Governmental Activities:					
General Obligation Bonds:					
Refunding, Series 2004	4,555,000	-	(1,465,000)	3,090,000	1,510,000
Bonds, Series 2008	10,000,000	-	-	10,000,000	-
Bonds, Series 2009	43,680,000	-	(225,000)	43,455,000	225,000
Unamortized bond premiums/discounts	937,775	-	(38,575)	899,200	-
Accrued compensated absences	144,318	6,456	-	150,774	37,694
Total Governmental Activities	<u>\$ 59,317,093</u>	<u>6,456</u>	<u>(1,728,575)</u>	<u>57,594,974</u>	<u>1,772,694</u>

For governmental activities, compensated absences are liquidated by the General Fund.

Gunnison Watershed School District RE-1J
Notes to the Financial Statements
June 30, 2014
(continued)

III. Detailed Notes on All Funds (continued)

F. Fund Balance Classifications

The District classifies governmental fund balances as follows:

Non-spendable – includes fund balance amounts inherently non-spendable since they represent inventories, prepaid items, long-term portions of loans receivable, etc.

Spendable Fund Balance:

Restricted – includes fund balance amounts that are constrained for specific purposes which are externally imposed by providers, such as creditors or amounts constrained due to constitutional provisions or enabling legislation.

Committed – includes fund balance amounts that are constrained for specific purposes that are internally imposed by the government through formal action of the highest level of decision making authority, which is the School Board of the District. The District's original budget legislation begins with combining historical data, assessment of needs for the upcoming year and the District's platform to review, and/or make changes to each department's budget. The budget is formally presented to the School Board of the District via an advertised public process for their review, revisions and final approval by year-end. All subsequent budget requests made during the year, after School Board approval, must be presented via a public process and again approved by the School Board of the District. The District has committed \$2,099,185 for future year's expenditures as of June 30, 2014.

Assigned – includes spendable fund balance amounts that are intended to be used for specific purposes that are neither considered restricted or committed. Fund Balance may be assigned by the School Board of the District, or its management designees.

Unassigned – includes residual positive fund balance within the General Fund, which has not been classified within the other above mentioned categories. Unassigned fund balance may also include negative balances for any governmental fund if expenditures exceed amounts restricted, committed, or assigned for those specific purposes. The District uses restricted amounts to be spent first when both restricted and unrestricted fund balance is available unless there are legal documents or contracts that prohibit this, such as grant agreements that require dollar for dollar spending. Additionally, the District would first use committed, then assigned, and lastly unassigned amounts when expenditures are made. The District does not have an adopted minimum fund balance policy; however, the District's budget includes calculations of targeted reserve positions, which is reported annually to the School Board of the District.

Gunnison Watershed School District RE-1J
Notes to the Financial Statements
June 30, 2014
(continued)

IV. Other Information

A. Employee Benefits

1. Defined Benefit Pension Plan – PERA

Plan Description. The District contributes to the School Division Trust Fund (“SDTF”), a cost-sharing multiple-employer defined benefit pension plan administered by the Public Employees’ Retirement Association of Colorado (“PERA”). The SDTF provides retirement and disability, post retirement annual increases, and death benefits for members or their beneficiaries. All employees of the District are members of the SDTF. Title 24, Article 51 of the Colorado Revised Statutes (“CRS”), as amended, assigns the authority to establish benefit provisions to the State Legislature. PERA issues a publicly available annual financial report that includes financial statements and required supplementary information for the SDTF. That report may be obtained by writing to Colorado PERA, 1301 Pennsylvania Street, Denver, Colorado 80203 or by calling PERA at 303-832-9550 or 1-800-759-PERA (7372).

Funding Policy. The District is required to contribute member and employer contributions to PERA at a rate set by statute. The contribution requirements of plan members and the District are established under Title 24, Article 51, Part 4 of the CRS, as amended. The contribution rate for members is 8.00% and for the District is 10.15% of covered salary. A portion of the District’s contribution (1.02% of covered salary) is allocated to the Health Care Trust Fund (see subsequent note). The District is also required to pay an amortization equalization disbursement (“AED”) equal to 3.80% of the total payroll for the calendar year 2014 (3.40% of total payroll for the calendar year 2013). Additionally, the District is required to pay a supplemental amortization equalization disbursement (“SAED”) equal to 3.50% of the total payroll for the calendar year 2014 (3.00% of total payroll for the calendar year 2013). If the District rehires a PERA retiree as an employee or under any other work arrangement, it is required to report and pay employer contributions (including the AED and SAED) on the amounts paid for the retiree; however no member contributions are required. For the years ending June 30, 2014 and 2013 the District’s employer contributions for the SDTF were \$1,679,176 and \$1,510,935, respectively, equal to their required contributions for each year.

2. Postemployment Healthcare Benefits – PERA

Plan Description. The District contributes to the Health Care Trust Fund (the “HCTF”), a cost-sharing multiple-employer healthcare trust administered by PERA. The HCTF provides a health care premium subsidy to PERA participating benefit recipients and their eligible beneficiaries. Title 24, Article 51, Part 12 of the CRS, as amended, assigns the authority to establish the HCTF benefit provisions to the State Legislature. PERA issues a publicly available annual financial report that includes financial statements and required supplementary information for the HCTF. That report may be obtained by writing to PERA of Colorado, 1301 Pennsylvania Street, Denver, Colorado 80203 or by calling PERA at 303-832-9550 or 1-800-759-PERA (7372)

Gunnison Watershed School District RE-1J
Notes to the Financial Statements
June 30, 2014
(continued)

IV. Other Information (continued)

A. Employee Benefits (continued)

2. Postemployment Healthcare Benefits – PERA (continued)

Funding Policy. The District is required to contribute at a rate of 1.02% of covered salary for all PERA members as set by statute. No member contributions are required. The contribution requirements of the District are established under Title 24, Part 4 of the CRS, as amended. The apportionment of the contribution to the HCTF is established under Title 24, Article 51, Section 208 of the CRS, as amended. The District's contributions to HCTF for the years ending June 30, 2014 and 2013 were \$17,128 and \$15,412 respectively, equal to their required contributions for each year.

3. Defined Contribution Pension Plan – PERA

Plan Description. The SDTF members (see Note above) of the District may voluntarily contribute to the Voluntary Investment Program (401(k) Plan), an Internal Revenue Code Section 401(k) defined contribution plan administered by PERA. Plan participation is voluntary, and contributions are separate from others made to PERA. Title 24, Article 51, Part 14 of the CRS, as amended, assigns the authority to establish the 401(k) Plan provisions to the State Legislature.

Funding Policy. The 401(k) Plan is funded by voluntary member contributions of up to a maximum limit set by the IRS. The contribution requirements for the District are established under Title 24, Article 51, Section 1402 of the CRS, as amended. The 401(k) Plan member contributions from the District for the years ended June 30, 2014 and 2013 were \$66,258 and \$56,304, respectively. The employer contributions to the 401(k) Plan from the District for the years ended June 30, 2014 and 2013 were \$17,752 and \$22,202, respectively.

4. 403(b) Defined Contribution Pension Plan

Plan Description. The District offers participation in an independent 403(b) retirement savings plan. All employees are eligible except student teachers. Contribution limits are set by the IRS. The District contracts with American Fidelity Insurance Company ("AFPlanServ") as Plan Administrator. The District makes minimal contributions to the plan for limited segment of grandfathered employees.

5. 457(b) Deferred Compensation Plan

Plan Description. The District has a deferred compensation plan created in accordance with IRC Section 457 for employees working 30 hours or more per week. This plan is administered by Waddell & Reed. Participation in the plan is optional. Contribution limits are set by the IRS. The District makes minimal contributions to the plan for limited segment of grandfathered employees.

Gunnison Watershed School District RE-1J
Notes to the Financial Statements
June 30, 2014
(continued)

IV. Other Information (continued)

B. Risk Management

Risk of Loss: The District is exposed to various risks of loss related to workers compensation, general liability, unemployment, torts, theft of, damage to, and destruction of assets, and error and omissions. The District carries commercial coverage for these risks and claims and does not expect claims to exceed their coverage. For the last three years, settled claims have not exceeded commercial insurance coverage, nor has there been any reduction in insurance coverage.

Pupil Counts: Each year the District submits data regarding pupil counts to the Colorado Department of Education (CDE). The purpose of this data collection is to obtain required student level data as provided for by state statute(s), including information regarding students' funding eligibility as outlined in the Public School Finance Act of 1994 (22-54-101, C.R.S.).

The Student October Count is based on a one (1) day membership count in which districts are asked to report all students who are actively enrolled and attending classes through their district on that date. In an effort to ensure accurate reporting of those data fields associated with student funding, CDE conducts periodic compliance audits of each district's student October count data. This data not only determine per pupil funding, but also at risk and English Language Proficiency Act (ELPA) funding. CDE audits districts every one to four years, the frequency of which is determined by a number of factors including, but not limited to, the size and location of the district, as well as issues or concerns that might have arisen from prior audits.

The District believes its pupil count information is accurate and any adjustment would not be material.

Self-Insurance Fund: The District also offers health insurance to certain employees through the District's self-funded health plan with excess coverage underwritten by a commercial carrier. The District accumulates resources to pay health insurance costs but carries a stop loss policy for individuals for \$50,000 and an aggregate stop loss minimum exposure of \$1,043,697. Liabilities for retained risk claims are reported when it is probable that a loss has occurred and the amount of the loss can be reasonably estimated. Liabilities include an amount for claims that have been incurred but not reported ("IBNR").

The following is a summary of the changes in the balances of claims liabilities during 2012 and 2011:

	<u>2014</u>	<u>2013</u>
Unpaid claims, beginning	\$ -	-
New claims incurred	1,849,970	-
Claim payments	(1,696,056)	-
Unpaid claims, ending	<u>\$ 153,914</u>	<u>-</u>

Gunnison Watershed School District RE-1J
Notes to the Financial Statements
June 30, 2014
(continued)

IV. Other Information (continued)

C. Contingencies

1. Legal Claims

During the normal course of business, the District incurs claims and other assertions against it from various agencies and individuals. Management of the District and their legal representatives feel none of these claims or assertions are significant enough that they would materially affect the fairness of the presentation of the financial statements at June 30, 2014.

2. Federal Programs

Funds received from Federal grants are subject to audit and disallowance of ineligible cost. Management of the District feels any potential questioned or disallowed costs or liability arising from the Federal program audits would not materially affect the fairness of the presentation of the financial statements at June 30, 2014.

3. State Programs

The District receives payment for State equalization, State transportation and various other State revenues to fund programs. These grants and programs are subject to audit and may result in the District either refunding amounts due for overpayment or receiving additional revenue for underpayment by the State.

These adjustments can be material. The amount of these adjustments cannot be estimated or determined as of the date of these financial statements.

D. Colorado Department of Education Financing – Interest Free Loan Program

The Colorado Department of Education allows school districts to borrow funds up to the next year's estimated property tax collections for the specific district to cover operating expenditures. The program was established to assist districts who receive the majority of their program funding through local property taxes. Most property tax revenues are not received by school districts until the last four months of the fiscal year, resulting in a cash flow deficit. The loans are repaid to the State as property taxes are collected.

In the fiscal year, the District did not obtain any financing from the State of Colorado in order to meet the District's obligations.

E. Subsequent Events – Debt Refunding

On October 23, 2014, the District issued General Obligation Refunding Bonds, Series 2014 in the amount of \$49,355,000. Net proceeds, after issuance costs, from the bonds were deposited with an escrow agent to be used to refund all of the General Obligation Bonds, Series 2008 and a portion of the General Obligation Bonds, Series 2009. The bonds are issued in denominations of \$5,000 and bear interest rates ranging from 1% to 5%. These bonds mature in varying amounts each year through 2033.

Gunnison Watershed School District RE-1J

Required Supplementary Information



Gunnison Watershed School District RE-1J
General Fund
Schedule of Revenues, Expenditures, and Changes in
Fund Balances - Budget and Actual (GAAP Basis)
For the Year Ended June 30, 2014
(With Comparative Actual Amounts for 2013)

	2014			2013
	Budgeted Amounts		Variance with Final Budget- Positive (Negative)	Actual Amounts
REVENUES	Original	Final	Actual Amounts	
Taxes:				
Property taxes levied for general purposes	9,736,442	8,118,687	8,317,405	9,745,131
Specific ownership taxes	700,500	830,500	847,425	708,645
Federal income	779,404	745,153	757,134	639,044
State income	2,942,457	5,434,650	5,577,356	3,064,656
Investment income	40,000	40,000	50,764	57,651
Other	252,229	297,239	288,445	266,787
Total revenues	<u>14,451,032</u>	<u>15,466,229</u>	<u>15,838,529</u>	<u>14,481,914</u>
EXPENDITURES				
Direct instruction	9,174,613	9,458,343	9,298,233	8,874,884
Indirect instruction	1,351,629	1,379,111	1,335,314	1,291,775
General administration	1,336,433	1,364,895	1,349,940	1,286,108
Support services	582,358	720,611	718,321	553,084
Custodial and maintenance	1,412,919	1,423,900	1,391,290	1,405,829
Transportation	599,185	595,323	614,497	634,550
Community service	2,500	4,006	1,223	385
Capital outlay	161,630	162,320	163,219	152,835
Principal retirement	51,472	51,472	51,472	-
Total expenditures	<u>14,672,739</u>	<u>15,159,981</u>	<u>14,923,509</u>	<u>14,199,450</u>
EXCESS (DEFICIENCY) OF REVENUES OVER EXPENDITURES	<u>(221,707)</u>	<u>306,248</u>	<u>915,020</u>	<u>282,464</u>
OTHER FINANCING SOURCES (USES)				
Sale of fixed assets	-	-	2,508	702
Transfers (out)	(425,042)	(550,732)	(546,673)	(1,360,000)
Total other financing sources (uses)	<u>(425,042)</u>	<u>(550,732)</u>	<u>(544,165)</u>	<u>(1,359,298)</u>
NET CHANGE IN FUND BALANCES	<u>(646,749)</u>	<u>(244,484)</u>	<u>370,855</u>	<u>(1,076,834)</u>
FUNDS BALANCES, BEGINNING			<u>3,020,116</u>	<u>4,096,950</u>
FUND BALANCES, ENDING			<u><u>3,390,971</u></u>	<u><u>3,020,116</u></u>

The accompanying notes are an integral part of these financial statements.

GUNNISON WATERSHED SCHOOL DISTRICT RE-1J
Student Activities Fund
Schedule of Revenues, Expenditures and Changes in Fund
Balances - Budget and Actual (GAAP Basis)
For the Year Ended June 30, 2014
(With Comparative Actual Amounts for 2013)

	2014			2013
	Budgeted Amounts		Variance with Final Budget- Positive (Negative)	Actual Amounts
	Original	Final	Actual Amounts	
REVENUES				
Charges for services	666,708	671,542	902,685	702,067
Total revenues	666,708	671,542	902,685	702,067
EXPENDITURES				
Student activities	787,212	804,433	874,207	690,154
Capital outlay	1,600	1,600	1,199	475
Total expenditures	788,812	806,033	875,406	690,629
EXCESS (DEFICIENCY) OF REVENUES OVER EXPENDITURES	(122,104)	(134,491)	27,279	11,438
NET CHANGE IN FUND BALANCES	(122,104)	(134,491)	27,279	11,438
FUND BALANCES, BEGINNING			376,971	365,533
FUND BALANCES, ENDING			404,250	376,971

The accompanying notes are an integral part of these financial statements.

Gunnison Watershed School District RE-1J

Supplementary Information



GUNNISON WATERSHED SCHOOL DISTRICT RE-1J
Debt Service Fund
Schedule of Revenues, Expenditures and Changes in Fund
Balances - Budget and Actual (GAAP Basis)
For the Year Ended June 30, 2014
(With Comparative Actual Amounts for 2013)

	2014				2013
	Budgeted Amounts		Actual Amounts	Variance with Final Budget- Positive (Negative)	Actual Amounts
	Original	Final			
REVENUES					
Property taxes	4,556,738	4,556,738	4,412,762	(143,976)	4,565,018
Investment income	15,000	20,000	21,291	1,291	20,301
Total revenues	4,571,738	4,576,738	4,434,053	(142,685)	4,585,319
EXPENDITURES					
Debt service:					
Principal	1,690,000	1,690,000	1,690,000	-	1,620,000
Interest and fiscal charges	2,880,338	2,880,338	2,880,338	-	2,935,425
Other	1,400	1,400	1,400	-	1,400
Total expenditures	4,571,738	4,571,738	4,571,738	-	4,556,825
EXCESS (DEFICIENCY) OF REVENUES OVER EXPENDITURES	-	5,000	(137,685)	(142,685)	28,494
NET CHANGE IN FUND BALANCES	-	5,000	(137,685)	(142,685)	28,494
FUND BALANCES, BEGINNING			3,617,373		3,588,879
FUND BALANCES, ENDING			3,479,688		3,617,373

The accompanying notes are integral part of these financial statements.

GUNNISON WATERSHED SCHOOL DISTRICT RE-1J
Capital Reserve Capital Projects Fund
Schedule of Revenues, Expenditures and Changes in Fund
Balances - Budget and Actual (GAAP Basis)
For the Year Ended June 30, 2014
(With Comparative Actual Amounts for 2013)

	2014			2013
	Budgeted Amounts		Variance with Final Budget- Positive (Negative)	Actual Amounts
	Original	Final		
REVENUES				
Other revenue	-	358,595	366,095	7,500
Total revenues	-	358,595	366,095	7,500
EXPENDITURES				
Facilities	138,000	153,000	105,615	47,385
Technology	86,000	130,000	106,047	23,953
Transportation	96,000	230,220	105,298	124,922
Total expenditures	320,000	513,220	316,960	196,260
EXCESS (DEFICIENCY) OF REVENUES OVER EXPENDITURES	(320,000)	(154,625)	49,135	203,760
OTHER FINANCING SOURCES (USES)				
Transfers in	-	125,690	125,690	-
Total other financing sources	-	125,690	125,690	-
NET CHANGE IN FUND BALANCES	(320,000)	(28,935)	174,825	203,760
FUND BALANCES, BEGINNING			1,219,609	-
FUND BALANCES, ENDING			1,394,434	1,219,609

The accompanying notes are integral part of these financial statements.

GUNNISON WATERSHED SCHOOL DISTRICT RE-1J
Food Services Fund
Schedule of Revenues, Expenditures and Changes in Net Position
Budget and Actual (GAAP Basis)
For the Year Ended June 30, 2014
(With Comparative Actual Amounts for 2013)

	2014				2013
	Budgeted Amounts		Actual Amounts	Variance with Final Budget- Positive (Negative)	Actual Amounts
	Original	Final			
REVENUES					
Food sales	282,575	303,508	295,841	(7,667)	276,242
Federal aid:					
Federal government meal reimbursement	161,000	161,000	172,009	11,009	163,794
USDA Commodity contribution	22,709	22,709	19,754	(2,955)	17,168
State reimbursement	5,098	5,098	4,876	(222)	4,907
Transfers in	144,639	144,639	140,580	(4,059)	100,000
Total revenues	616,021	636,954	633,060	(3,894)	562,111
EXPENDITURES					
Salaries and employee benefits	314,828	306,786	309,915	(3,129)	300,587
Purchased services	1,650	3,700	4,764	(1,064)	954
Supplies	250	250	307	(57)	175
Food costs:					
Purchased food	267,167	339,134	308,674	30,460	277,525
Donated commodities	-	-	19,754	(19,754)	-
Depreciation	32,126	32,126	32,126	-	32,126
Total expenditures	616,021	681,996	675,540	6,456	611,367
CHANGE IN NET POSITION	-	(45,042)	(42,480)	2,562	(49,256)
TOTAL NET POSITION, BEGINNING			599,681		648,937
TOTAL NET POSITION, ENDING			557,201		599,681

The accompanying notes are an integral part of these financial statements.

GUNNISON WATERSHED SCHOOL DISTRICT RE-1J
Health Services Fund
Schedule of Revenues, Expenditures and Changes in Net Position
Budget and Actual (GAAP Basis)
For the Year Ended June 30, 2014
(With Comparative Actual Amounts for 2013)

	2014			2013
	Budgeted Amounts		Actual	Variance with
	Original	Final	Amounts	Final Budget- Positive (Negative)
REVENUES				
Insurance premiums	1,080,706	1,080,706	1,337,778	257,072
Stop loss reimbursements	-	-	179,314	179,314
Transfers in	280,403	280,403	280,403	-
Total revenues	<u>1,361,109</u>	<u>1,361,109</u>	<u>1,797,495</u>	<u>436,386</u>
EXPENDITURES				
Claim losses	-	-	1,380,673	(1,380,673)
Stop loss premiums and fees	310,232	310,232	315,383	(5,151)
Total expenditures	<u>310,232</u>	<u>310,232</u>	<u>1,696,056</u>	<u>(1,385,824)</u>
CHANGE IN NET POSITION	<u>1,050,877</u>	<u>1,050,877</u>	101,439	<u>(949,438)</u>
TOTAL NET POSITION, BEGINNING			-	-
TOTAL NET POSITION, ENDING			<u>101,439</u>	<u>-</u>

The accompanying notes are an integral part of these financial statements.

GUNNISON WATERSHED SCHOOL DISTRICT RE-1J
Combining Balance Sheet
Schedule of Combined General Fund
June 30, 2014

	District General Fund	Preschool Fund	Total General Fund
ASSETS			
Cash and cash equivalents	5,986,938	-	5,986,938
Accounts receivable, net:			
Taxes	570,372	-	570,372
Other	116,313	-	116,313
Due from other funds	-	9,208	9,208
Total assets	<u>6,673,623</u>	<u>9,208</u>	<u>6,682,831</u>
LIABILITIES			
Accounts payable and accrued expenses	58,909	-	58,909
Accrued salaries	1,519,102	9,208	1,528,310
Due to component unit	160,636	-	160,636
Due to other funds	1,519,960	-	1,519,960
Total liabilities	<u>3,258,607</u>	<u>9,208</u>	<u>3,267,815</u>
DEFERRED INFLOWS OF RESOURCES			
Deferred revenue	24,045	-	24,045
Total deferred inflow of resources	<u>24,045</u>	<u>-</u>	<u>24,045</u>
FUND BALANCES			
Restricted:			
TABOR	524,796	-	524,796
Committed	2,099,185	-	2,099,185
Unassigned	766,990	-	766,990
Total fund balances	<u>3,390,971</u>	<u>-</u>	<u>3,390,971</u>
Total liabilities, deferred inflow of resources, and fund balances	<u>6,673,623</u>	<u>9,208</u>	<u>6,682,831</u>

The accompanying notes are an integral part of these financial statements.

GUNNISON WATERSHED SCHOOL DISTRICT RE-1J
Schedule of Revenues, Expenditures, and Changes in Fund Balances
Schedule of Combined General Fund
For the Year Ended June 30, 2014

	District General Fund	Preschool Fund	Total General Fund
REVENUES			
Property taxes	8,317,405	-	8,317,405
Specific ownership tax	847,425	-	847,425
Federal income	757,134	-	757,134
State income	5,577,356	-	5,577,356
Investment income	50,764	-	50,764
Other revenue	288,445	-	288,445
Total revenues	<u>15,838,529</u>	<u>-</u>	<u>15,838,529</u>
EXPENDITURES			
Direct instruction	9,124,375	173,858	9,298,233
Indirect instruction	1,335,314	-	1,335,314
General administration	1,349,940	-	1,349,940
Support services	718,321	-	718,321
Custodial and maintenance	1,391,290	-	1,391,290
Transportation	614,497	-	614,497
Community service	1,223	-	1,223
Capital outlay	163,219	-	163,219
Principal retirement	51,472	-	51,472
Total expenditures	<u>14,749,651</u>	<u>173,858</u>	<u>14,923,509</u>
EXCESS (DEFICIENCY) OF REVENUES OVER EXPENDITURES	<u>1,088,878</u>	<u>(173,858)</u>	<u>915,020</u>
OTHER FINANCING SOURCES			
Sale of capital assets	2,508	-	2,508
Transfers in	(702,295)	155,622	(546,673)
Total other financing sources	<u>(699,787)</u>	<u>155,622</u>	<u>(544,165)</u>
NET CHANGE IN FUND BALANCES	389,091	(18,236)	370,855
FUND BALANCES, BEGINNING	<u>3,001,880</u>	<u>18,236</u>	<u>3,020,116</u>
FUND BALANCES, ENDING	<u><u>3,390,971</u></u>	<u><u>-</u></u>	<u><u>3,390,971</u></u>

The accompanying notes are an integral part of these financial statements.



Colorado Department of Education
Auditors Integrity Report
District: 1360 - GUNNISON WATERSHED RE1J
Fiscal Year 2013-14
Colorado School District/BOCES

Revenues, Expenditures, & Fund Balance by Fund

Fund Type &Number		Beg Fund Balance & Prior Per Adj (6880*)	1000 - 5999 Total Revenues & Other Sources	0001-0999 Total Expenditures & Other Uses	6700-6799 & Prior Per Adj (6880*) Ending Fund Balance
Governmental		+		-	=
10	General Fund	3,001,878	15,138,742	14,749,650	3,390,970
18	Risk Mgmt Sub-Fund of General Fund	0	0	0	0
19	Colorado Preschool Program Fund	18,236	155,622	173,858	0
Sub- Total		3,020,113	15,294,364	14,923,508	3,390,970
11	Charter School Fund	188,838	420,118	432,961	175,994
20,26-29	Special Revenue Fund	0	0	0	0
21	Capital Reserve Spec Revenue Fund	0	0	0	0
22	Govt Designated-Purpose Grants Fund	0	0	0	0
23	Pupil Activity Special Revenue Fund	376,971	902,685	875,406	404,250
24	Full Day Kindergarten Mill Levy Override	0	0	0	0
25	Transportation Fund	0	0	0	0
31	Bond Redemption Fund	3,617,371	4,434,054	4,571,738	3,479,688
39	Non-Voter Approved Debt Service Fund	0	0	0	0
41	Building Fund	0	0	0	0
42	Special Building Fund	0	0	0	0
43	Capital Reserve Capital Projects Fund	1,219,609	491,785	316,960	1,394,434
Totals		8,422,902	21,543,006	21,120,572	8,845,336
Proprietary					
51	Food Service Fund	599,678	633,060	675,539	557,198
50	Other Enterprise Funds	0	0	0	0
64 (63)	Risk-Related Activity Fund	0	0	0	0
60,65-69	Other Internal Service Funds	0	459,717	358,278	101,439
Totals		599,678	1,092,776	1,033,817	658,637
Fiduciary					
70	Other Trust and Agency Funds	0	0	0	0
72	Private Purpose Trust Fund	0	0	0	0
73	Agency Fund	0	0	0	0
74	Pupil Activity Agency Fund	0	0	0	0
79	GASB 34:Permanent Fund	0	0	0	0
85	Foundations	0	0	0	0
Totals		0	0	0	0

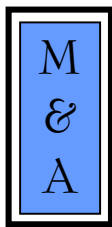
FINAL

*If you have a prior period adjustment in any fund (Balance Sheet 6880), the amount of your priorperiod adjustment is added into both your ending and beginning fund balances on this report.

Gunnison Watershed School District RE-1J

Single Audit Reports and Schedules





McMAHAN AND ASSOCIATES, L.L.C.

Certified Public Accountants and Consultants

CHAPEL SQUARE, BLDG C
245 CHAPEL PLACE, SUITE 300
P.O. Box 5850, AVON, CO 81620

WEB SITE: WWW.MCMAHANCPA.COM
MAIN OFFICE: (970) 845-8800
FACSIMILE: (970) 845-8108
E-MAIL: MCMAHAN@MCMAHANCPA.COM

INDEPENDENT AUDITOR'S REPORT ON INTERNAL CONTROL OVER FINANCIAL REPORTING AND ON COMPLIANCE AND OTHER MATTERS BASED ON AN AUDIT OF FINANCIAL STATEMENTS PERFORMED IN ACCORDANCE WITH GOVERNMENTAL AUDITING STANDARDS

**To the Board of Education
Gunnison Watershed School District RE-1J
Gunnison, Colorado**

We have audited, in accordance with U.S. generally accepted auditing standards and the standards applicable to financial audits contained in *Government Auditing Standards* issued by the Comptroller General of the United States, the financial statements of the governmental activities, the business-type activities, each component unit, and each major fund of Gunnison Watershed School District RE-1J (the "District") as of and for the year ended June 30, 2014, and the related notes to the financial statements, which collectively comprise the District's basic financial statements and have issued our report thereon dated December 19, 2014.

Internal Control Over Financial Reporting

In planning and performing our audit on the financial statements, we considered the District's internal control over financial reporting (internal control) to determine the audit procedures that are appropriate in the circumstances for the purpose of expressing our opinions on the financial statements, but not for the purpose of expressing an opinion on the effectiveness of the District's internal control. Accordingly, we do not express an opinion on the effectiveness of the District's internal control.

A deficiency in internal control exists when the design or operation of a control does not allow management or employees, in the normal course of performing their assigned functions, to prevent or detect and correct misstatements on a timely basis. A *material weakness* is a deficiency, or combination of deficiencies, in internal control, such that there is a reasonable possibility that a material misstatement of the entity's financial statements will not be prevented, or detected and corrected on a timely basis. A *significant deficiency* is a deficiency, or combination of deficiencies, in internal control that is less severe than a material weakness, yet important enough to merit attention by those charged with governance.

Our consideration of internal control was for the limited purpose described in the first paragraph of this section and was not designed to identify all deficiencies in internal control that might be material weaknesses or significant deficiencies. Given these limitations, during our audit we did not identify any deficiencies in internal control that we consider to be material weaknesses. However, material weaknesses may exist that have not been identified.

Compliance and Other Matters

As part of obtaining reasonable assurance about whether the District's financial statements are free of material misstatement, we performed tests of its compliance with certain provisions of laws, regulations, contracts and grant agreements, noncompliance with which could have a direct and material effect on the determination of financial statement amounts. However, providing an opinion on compliance with those provisions was not an objective of our audit and, accordingly, we do not express such an opinion. The results of our tests disclosed no instances of noncompliance or other matters that are required to be reported under *Government Auditing Standards*.

Member: American Institute of Certified Public Accountants

PAUL J. BACKES, CPA, CGMA
MICHAEL N. JENKINS, CA, CPA, CGMA
DANIEL R. CUDAHY, CPA, CGMA

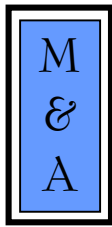
AVON: (970) 845-8800
ASPEN: (970) 544-3996
FRISCO: (970) 668-3481

INDEPENDENT AUDITOR'S REPORT
To the Board of Education
Gunnison Watershed School District RE-1J
Gunnison, Colorado

Purpose of this Report

The purpose of this report is solely to describe the scope of our testing of internal control and compliance and the results of that testing, and not to provide an opinion on the effectiveness of the District's internal or on compliance. This report is an integral part of an audit performed in accordance with *Governmental Auditing Standards* in considering the District's internal control and compliance. Accordingly, this communication is not suitable for any other purpose.

McMahan and Associates, L.L.C.
December 19, 2014



McMAHAN AND ASSOCIATES, L.L.C.

Certified Public Accountants and Consultants

CHAPEL SQUARE, BLDG C
245 CHAPEL PLACE, SUITE 300
P.O. Box 5850, AVON, CO 81620

WEB SITE: WWW.MCMAHANCPA.COM
MAIN OFFICE: (970) 845-8800
FACSIMILE: (970) 845-8108
E-MAIL: MCMAHAN@MCMAHANCPA.COM

INDEPENDENT AUDITOR'S REPORT ON COMPLIANCE WITH REQUIREMENTS APPLICABLE TO EACH MAJOR PROGRAM AND INTERNAL CONTROL OVER COMPLIANCE IN ACCORDANCE WITH OMB CIRCULAR A-133

**To the Board of Education
Gunnison Watershed School District RE-1J
Gunnison, Colorado**

Report on Compliance for Each Major Program

We have audited the compliance of the Gunnison Watershed School District RE-1J (the "District") with the types of compliance requirements described in the *OMB Circular A-133 Compliance Supplement* that could have a direct and material effect on each of the District's major federal programs for the year ended June 30, 2014. The District's major federal programs are identified in the summary of auditor's results section of the accompanying schedule of findings and questioned costs.

Management's Responsibilities

Management is responsible for compliance with the requirements of laws, regulations, contracts, and grants applicable to its federal programs.

Auditor's Responsibilities

Our responsibility is to express an opinion on compliance for each of the District's major federal programs based in our audit of the types of compliance requirements referred to above. We conducted our audit of compliance in accordance with U.S. generally accepted auditing standards; the standards applicable to financial audits contained in *Government Auditing Standards*, issued by the Comptroller General of the United States; and OMB Circular A-133, *Audits of States, Local Governments, and Non-Profit Organizations*. Those standards and OMB Circular A-133 require that we plan and perform the audit to obtain reasonable assurance about whether noncompliance with the types of compliance requirements referred to above that could have a direct and material effect on a major federal program occurred. An audit includes examining, on a test basis, evidence about the District's compliance with those requirements and performing such other procedures as we considered necessary in the circumstances.

We believe that our audit provides a reasonable basis for our opinion on compliance for each major federal program. However, our audit does not provide a legal determination on the District's compliance with those requirements.

Opinion on Each Major Federal Program

In our opinion, the District complied, in all material respects, with the types of compliance requirements referred to above that could have a direct and material effect on each of its major federal programs for the year ended June 30, 2014.

Member: American Institute of Certified Public Accountants

PAUL J. BACKES, CPA, CGMA
MICHAEL N. JENKINS, CA, CPA, CGMA
DANIEL R. CUDAHY, CPA, CGMA

AVON: (970) 845-8800
ASPEN: (970) 544-3996
FRISCO: (970) 668-3481

INDEPENDENT AUDITOR'S REPORT
To the Board of Education
Gunnison Watershed School District RE-1J
Gunnison, Colorado

Report on Internal Control Over Compliance

Management of the District is responsible for establishing and maintaining effective internal control over compliance with the types of compliance requirements referred to above. In planning and performing our audit, we considered the District's internal control over compliance with the types of requirements that could have a direct and material effect on each major federal program to determine our auditing procedures that are appropriate in the circumstances for the purpose of expressing an opinion on compliance for each major federal program and to test and report on internal control over compliance in accordance with OMB Circular A-133, but not for the purpose of expressing an opinion on the effectiveness of internal control over compliance. Accordingly, we do not express an opinion on the effectiveness of the District's internal control over compliance.

A deficiency in internal control over compliance exists when the design or operation of a control over compliance does not allow management or employees, in the normal course of performing their assigned functions, to prevent, or detect and correct, noncompliance with a type of compliance requirement of a federal program on a timely basis. *A material weakness in internal control over compliance* is a deficiency, or a combination of deficiencies, in internal control over compliance such that there is a reasonable possibility that material noncompliance with a type of compliance requirement of a federal program will not be prevented, or detected and corrected, on a timely basis. *A significant deficiency in internal control over compliance* is a deficiency, or combination of deficiencies, in internal control over compliance with a type of compliance requirement of a federal program that is less severe than a material weakness in internal control over compliance, yet important enough to merit attention by those charged with governance.

Our consideration of the internal control over compliance was for the limited purpose described in the first paragraph of this section and was not designed to identify all deficiencies in internal control over compliance that might be material weaknesses or significant deficiencies. We did not identify any deficiencies in internal control over compliance that we consider to be material weaknesses. However, material weaknesses may exist that have not been identified.

Purpose of this Report

The purpose of this report on internal control over compliance is solely to describe the scope of our testing of internal control over compliance and the results of that testing based in the requirements of OMB Circular A-133. Accordingly, this report is not suitable for any other purpose

McMahan and Associates, L.L.C.
December 19, 2014

Gunnison Watershed School District RE-1J
SCHEDULE OF AUDIT FINDINGS AND QUESTIONED COSTS
For the Year Ended June 30, 2014

Part I: Summary of Auditor's Results

Financial Statements

Type of auditor's report issued	Unmodified
Internal control over financial reporting:	
Material weakness identified	None noted
Significant deficiency identified	None noted
Noncompliance material to financial statements noted	None noted

Federal Awards

Internal control over major programs:	
Material weakness identified	None noted
Significant deficiency identified	None noted
Type of auditor's report issued on compliance for major programs	Unmodified
Any audit findings disclosed that are required to be reported in accordance with section 510(a) of Circular A-133	None Noted
Major programs -	
School Breakfast Program	CFDA# 10.553
National School Lunch Program	CFDA# 10.555
Schools & Roads – Grants to Counties	CFDA# 10.666
Dollar threshold used to identify Type A from Type B programs	\$300,000
Identified as low-risk auditee	No

Part II: Findings Related to Financial Statements

Findings related to financial statements as required by Government Auditing Standards	None noted
Auditor-assigned reference number	Not applicable

Part III: Findings Related to Federal Awards

Internal control findings	None noted
Compliance findings	None noted
Questioned costs	None noted

Gunnison Watershed School District RE-1J
SCHEDULE OF PRIOR AUDIT FINDINGS AND QUESTIONED COSTS
For the Year Ended June 30, 2014

Note: There were no findings for the fiscal year ended June 30, 2013.

Gunnison Watershed School District RE-1J
Schedule of Expenditures of Federal Awards
For the Year Ended June 30, 2014

Program Title	Federal CFDA Number	Grant Project Code	Major Program (Yes/No)	Expenditures
Department of Education:				
Passed through Colorado Department of Education:				
Title I Part A	84.010	4010	No	\$ 194,890
IDEA Part B, Special Ed	84.027	4027	No	281,837
Part B (IDEA), Special Education: Preschool	84.173	4173	No	3,399
Title III Part A	84.365	4365	No	8,740
Title II Part A, Teach and Principal Training and Recruiting	84.367	4367	No	51,931
Carl Perkins Vocational & Applied Technology	84.048	4048	No	13,424
ILEAD USA	45.313	5313	No	1,000
Total Department of Education				<u>555,221</u>
United States Forest Service				
Passed through Gunnison County:				
Schools & Roads - Grants to Counties	10.666	4666	Yes	<u>505,513</u>
Total United States Forest Service				<u>505,513</u>
Department of Agriculture:				
Passed through Colorado Department of Education:				
School Breakfast Program	10.553	4553	Yes	36,973
National School Lunch Program	10.555	4555	Yes	135,036
Passed through Colorado Department of Human Services:				
Food Distribution, Commodities	10.555	4555	No	<u>19,754</u>
Total Department of Agriculture				<u>191,763</u>
Total Expenditures				<u>\$ 1,252,497</u>

Notes to the Schedule of Expenditures of Federal Awards For the Year Ended June 30, 2014

Note 1. Basis of Presentation:

The Schedule of Expenditures of Federal Awards includes the federal grant activity of Gunnison Watershed School District RE-1J the modified accrual basis of accounting. The information in this schedule is presented in accordance with the requirements of OMB Circular A-133, Audits of States, Local Governments, and Non-Profit Organizations. Therefore, some amounts presented in this schedule may differ from amounts presented in, or used in, the preparation of the general purpose financial statements.

Note 2. Determining the Value of Non-cash Awards Expended:

Food Commodities: Fair market value of commodities at the time recipient receives award and the assessed value provided by the federal agency.

Note 3. Sub recipients:

Gunnison Watershed School District RE-1J did not provide any federal funds listed in the Schedule of Expenditures of Federal Awards to sub recipients.