



Gloucester County Institute of Technology

Teacher Survey
SY24-25 Spring Surveys



Report created by
Panorama Education



Summary

Topic Description	Results	Benchmark
<p>Evaluation</p> <p>Perceptions of the system that is used to evaluate faculty and staff.</p>	<p>45%</p> <p>▲ 12 since last survey</p>	<p>40th - 59th percentile compared to others nationally</p>
<p>Feedback and Coaching</p> <p>Perceptions of the amount and quality of feedback faculty and staff receive.</p>	<p>40%</p> <p>▲ 11 since last survey</p>	<p>20th - 39th percentile compared to others nationally</p>
<p>Professional Learning</p> <p>Perceptions of the amount and quality of professional growth and learning opportunities available to faculty and staff.</p>	<p>41%</p> <p>▲ 6 since last survey</p>	<p>20th - 39th percentile compared to others nationally</p>
<p>Resources</p> <p>Perceptions of the adequacy of the school's resources.</p>	<p>40%</p> <p>▲ 6 since last survey</p>	<p>40th - 59th percentile compared to others nationally</p>
<p>School Climate</p> <p>Perceptions of the overall social and learning climate of the school.</p>	<p>66%</p> <p>▲ 10 since last survey</p>	<p>40th - 59th percentile compared to others nationally</p>
<p>School Leadership</p> <p>Perceptions of the school leadership's effectiveness.</p>	<p>54%</p> <p>▲ 11 since last survey</p>	<p>40th - 59th percentile compared to others nationally</p>
<p>Staff-Leadership Relationships</p> <p>Perceptions of faculty and staff relationships with school leaders.</p>	<p>69%</p> <p>▲ 11 since last survey</p>	<p>40th - 59th percentile compared to others nationally</p>

91 responses



Evaluation

Your average

45%

91 responses

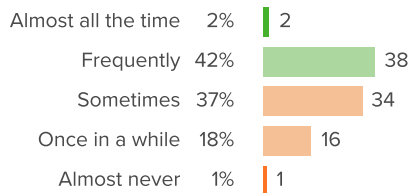
Change

▲ 12

since last survey

How did people respond?

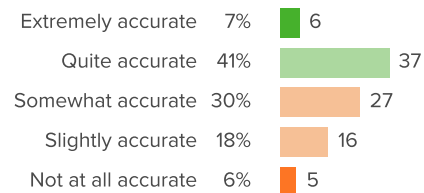
Q.1: How often is your teaching evaluated?



▲ 13 from last survey

Favorable: **44%**

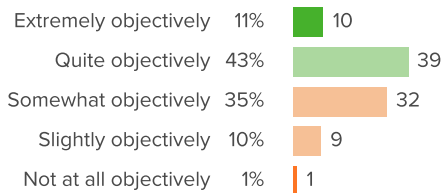
Q.2: How accurate is your school's evaluation system at recognizing good teachers?



▲ 15 from last survey

Favorable: **47%**

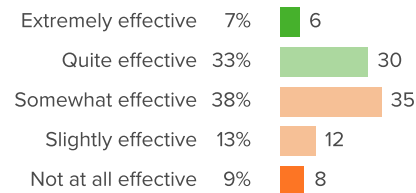
Q.3: At your school, how objectively is your teaching performance assessed?



▲ 8 from last survey

Favorable: **54%**

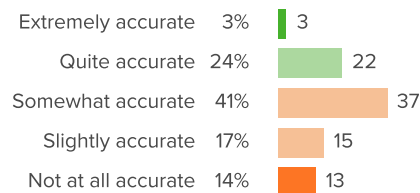
Q.4: How effective is your school's evaluation system at helping you improve?



▲ 14 from last survey

Favorable: **40%**

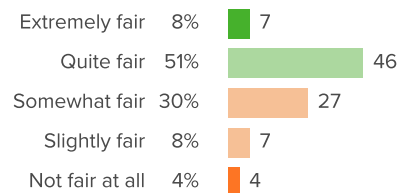
Q.5: How accurate is your school's evaluation system at identifying bad teachers?



▲ 9 from last survey

Favorable: **28%**

Q.6: How fair is the way teachers are assessed at your school?



▲ 13 from last survey

Favorable: **58%**



Feedback and Coaching

Your average

40%

91 responses

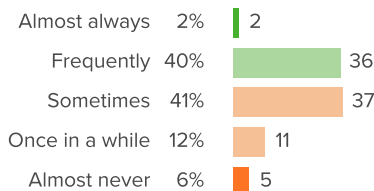
Change

▲ 11

since last survey

How did people respond?

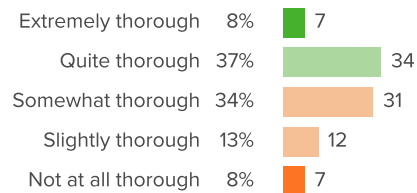
Q.1: How often do you receive feedback on your teaching?



▲ 18 from last survey

Favorable: **42%**

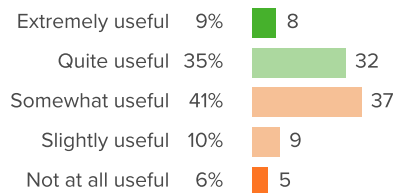
Q.2: At your school, how thorough is the feedback you receive in covering all aspects of your role as a teacher?



▲ 5 from last survey

Favorable: **45%**

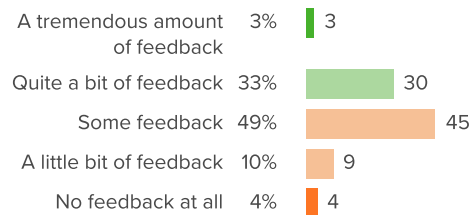
Q.3: How useful do you find the feedback you receive on your teaching?



▲ 7 from last survey

Favorable: **44%**

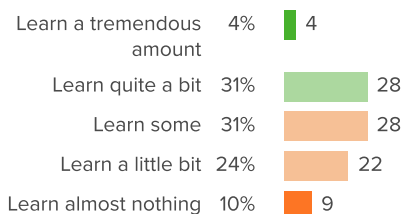
Q.4: How much feedback do you receive on your teaching?



▲ 17 from last survey

Favorable: **36%**

Q.5: How much do you learn from the teacher evaluation processes at your school?



▲ 12 from last survey

Favorable: **35%**



Professional Learning

Your average

41%

91 responses

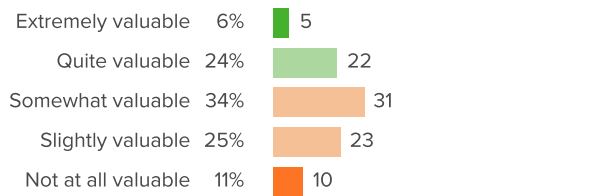
Change

▲ 6

since last survey

How did people respond?

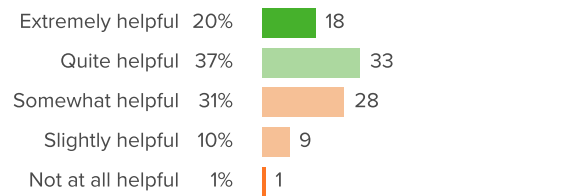
Q.1: At your school, how valuable are the available professional development opportunities?



▲ 4 from last survey

Favorable: **30%**

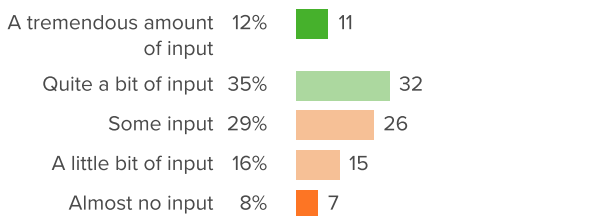
Q.2: How helpful are your colleagues' ideas for improving your teaching?



▼ 4 from last survey

Favorable: **57%**

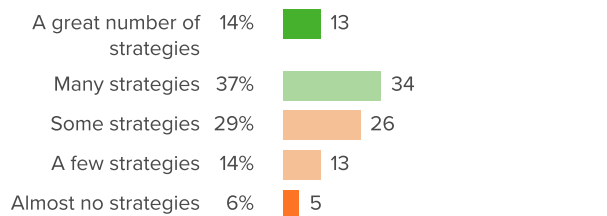
Q.3: How much input do you have into individualizing your own professional development opportunities?



▲ 11 from last survey

Favorable: **47%**

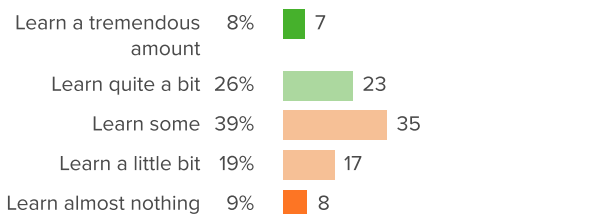
Q.4: Through working at your school, how many new teaching strategies have you learned?



▲ 10 from last survey

Favorable: **52%**

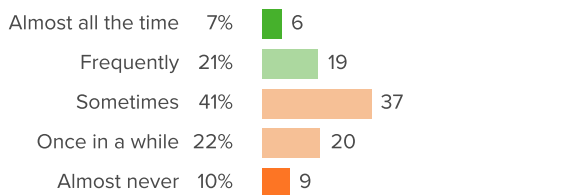
Q.5: Overall, how much do you learn about teaching from the leaders at your school?



▲ 12 from last survey

Favorable: **33%**

Q.6: How often do your professional development opportunities help you explore new ideas?

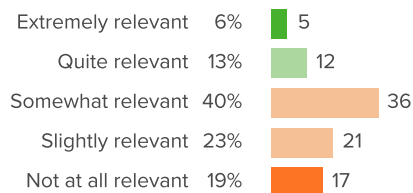


▲ 4 from last survey

Favorable: **27%**



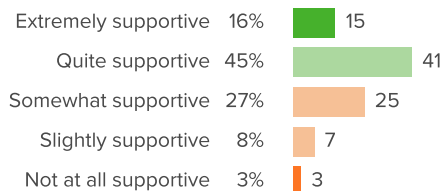
Q.7: How relevant have your professional development opportunities been to the content that you teach?



▼ 2 from last survey

Favorable: **19%**

Q.8: Overall, how supportive has the school been of your growth as a teacher?



▲ 14 from last survey

Favorable: **62%**



Resources

Your average

40%

91 responses

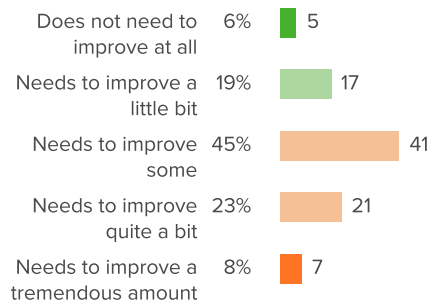
Change

▲ 6

since last survey

How did people respond?

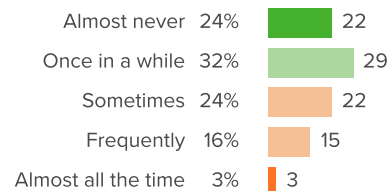
Q.1: To what extent does the quality of the resources at your school need to improve?



▲ 1 from last survey

Favorable: **24%**

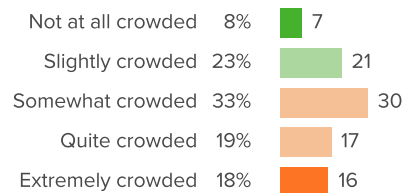
Q.2: When students need help from an adult, how often do they have to wait to get that help?



▲ 7 from last survey

Favorable: **56%**

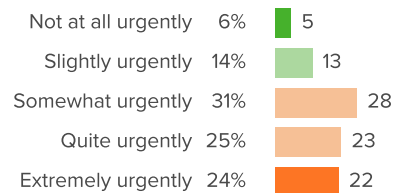
Q.3: At your school, how crowded do the learning spaces feel?



▲ 8 from last survey

Favorable: **31%**

Q.4: How urgently does your school's technology need to be updated?

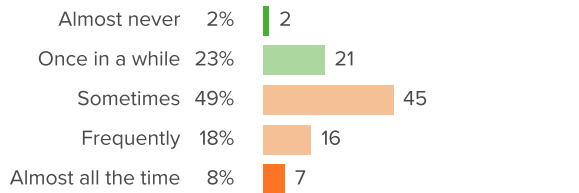


▲ 13 from last survey

Favorable: **20%**

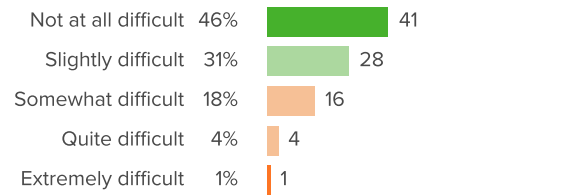


Q.5: How often do your school's facilities need repairs?



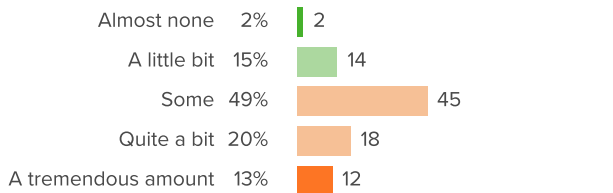
▲ 3 from last survey Favorable: **25%**

Q.6: For students who need extra support, how difficult is it for them to get the support that they need?



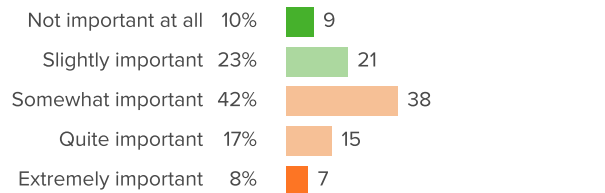
▲ 12 from last survey Favorable: **77%**

Q.7: How much of your own money do you spend on your classroom?



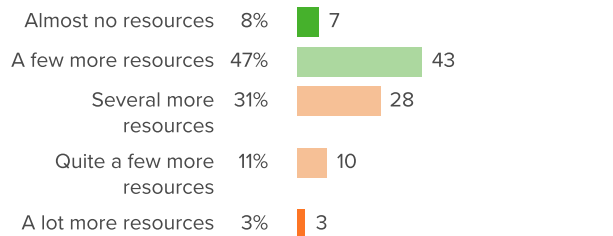
▼ 3 from last survey Favorable: **18%**

Q.8: How important is it for your school to hire more specialists to help students?



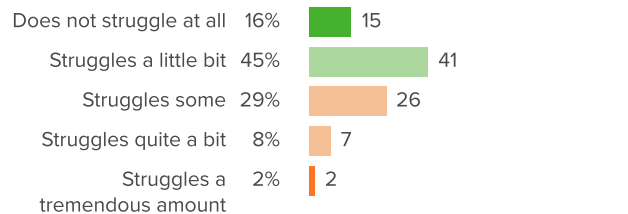
▲ 0 from last survey Favorable: **33%**

Q.9: How many more resources do you need to adequately support your students' learning?



▲ 5 from last survey Favorable: **55%**

Q.10: Overall, how much does your school struggle due to a lack of resources?



▲ 16 from last survey Favorable: **62%**



School Climate

Your average

66%

91 responses

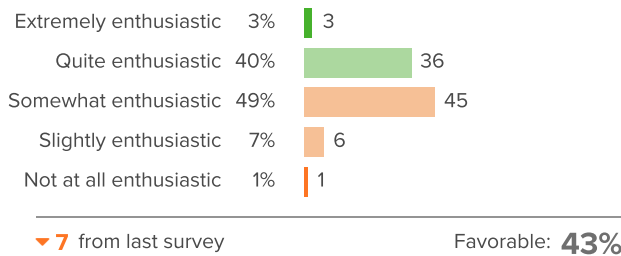
Change

▲ 10

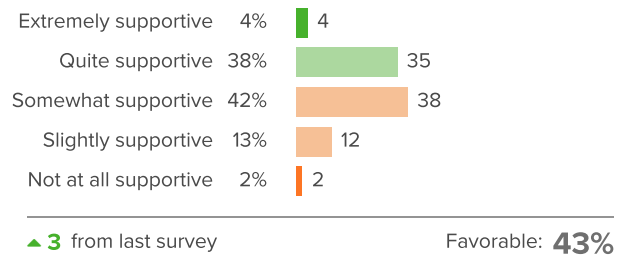
since last survey

How did people respond?

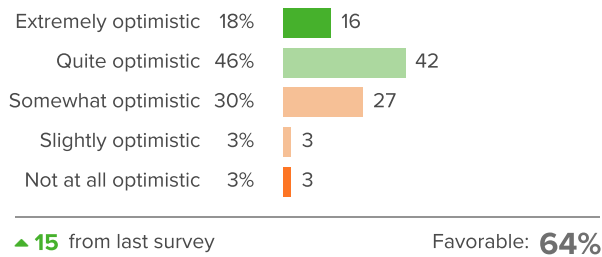
Q.1: On most days, how enthusiastic are the students about being at school?



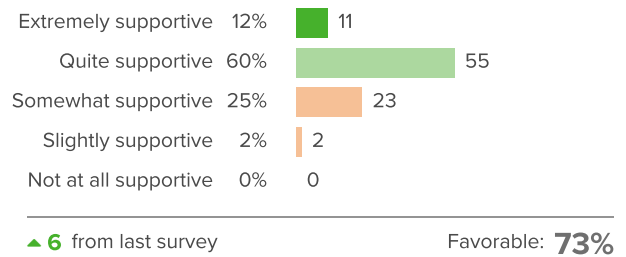
Q.2: When new initiatives to improve teaching are presented at your school, how supportive are your colleagues?



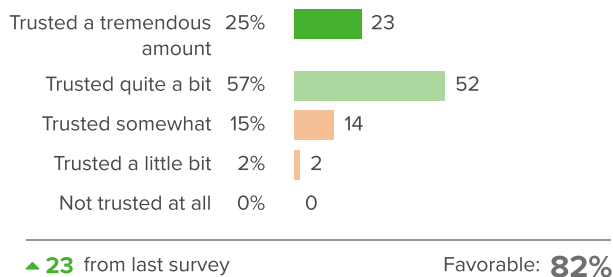
Q.3: How optimistic are you that your school will improve in the future?



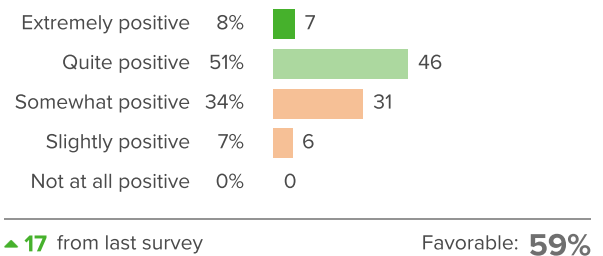
Q.4: How supportive are students in their interactions with each other?



Q.5: To what extent are teachers trusted to teach in the way they think is best?

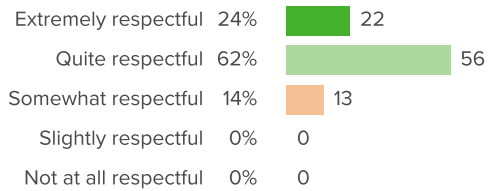


Q.6: How positive are the attitudes of your colleagues?



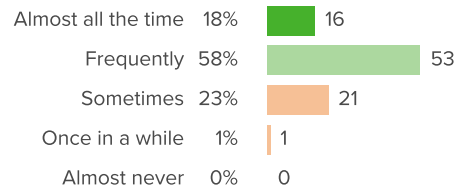


Q.7: How respectful are the relationships between teachers and students?



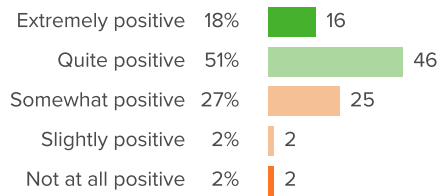
▲ 4 from last survey Favorable: **86%**

Q.8: How often do you see students helping each other without being prompted?



▲ 10 from last survey Favorable: **76%**

Q.9: Overall, how positive is the working environment at your school?



▲ 16 from last survey Favorable: **68%**



School Leadership

Your average

54%

91 responses

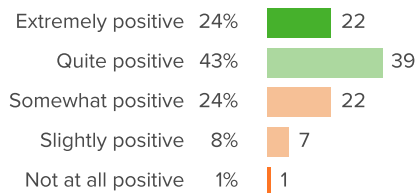
Change

▲ 11

since last survey

How did people respond?

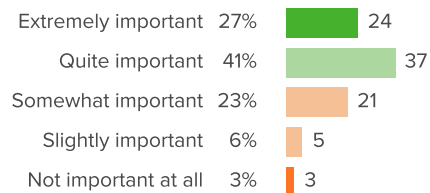
Q.1: How positive is the tone that school leaders set for the culture of the school?



▲ 9 from last survey

Favorable: **67%**

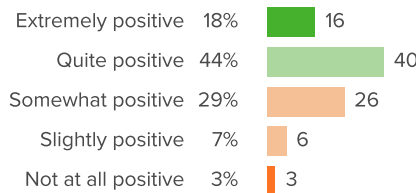
Q.2: For your school leaders, how important is teacher satisfaction?



▲ 21 from last survey

Favorable: **68%**

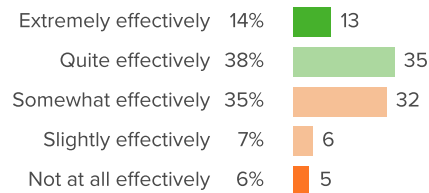
Q.3: Overall, how positive is the influence of the school leaders on the quality of your teaching?



▲ 15 from last survey

Favorable: **62%**

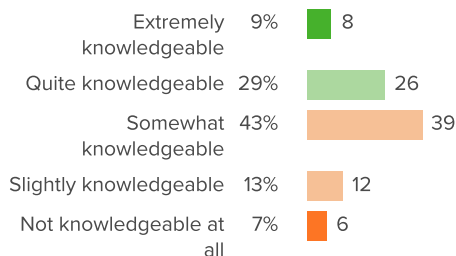
Q.4: How effectively do school leaders communicate important information to teachers?



▲ 15 from last survey

Favorable: **53%**

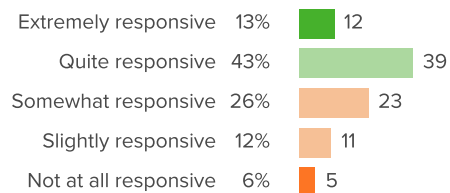
Q.5: How knowledgeable are your school leaders about what is going on in teachers' classrooms?



▲ 8 from last survey

Favorable: **37%**

Q.6: How responsive are school leaders to your feedback?

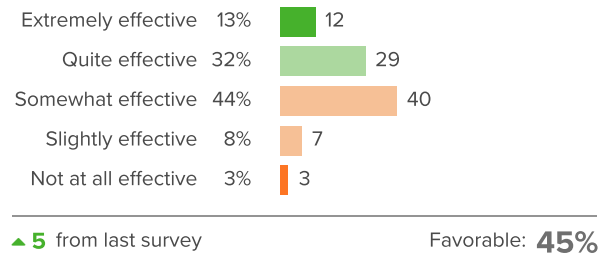


▲ 15 from last survey

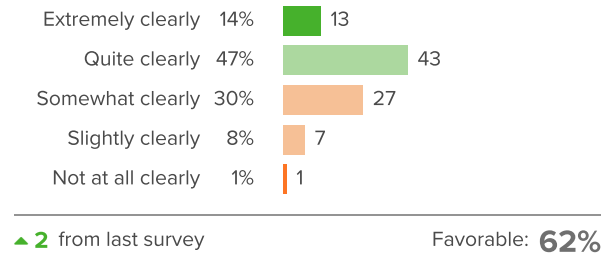
Favorable: **57%**



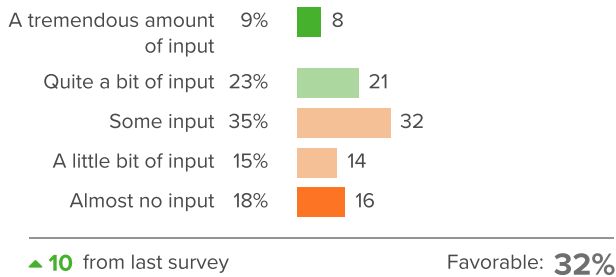
Q.7: How effective are the school leaders at developing rules for students that facilitate their learning?



Q.8: How clearly do your school leaders identify their goals for teachers?



Q.9: When the school makes important decisions, how much input do teachers have?





Staff-Leadership Relationships

Your average

69%

91 responses

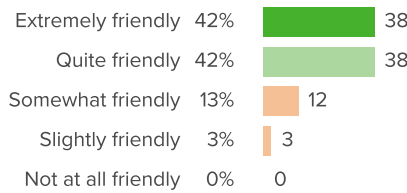
Change

▲ 11

since last survey

How did people respond?

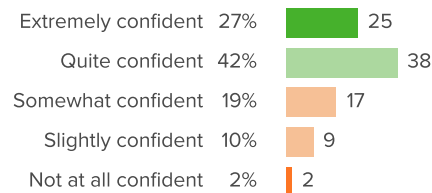
Q.1: How friendly are your school leaders toward you?



▲ 6 from last survey

Favorable: **84%**

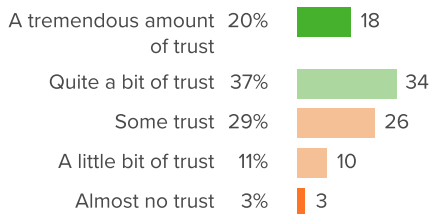
Q.2: How confident are you that your school leaders have the best interests of the school in mind?



▲ 15 from last survey

Favorable: **69%**

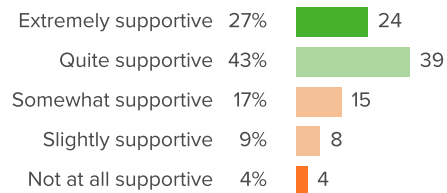
Q.3: How much trust exists between school leaders and faculty?



▲ 18 from last survey

Favorable: **57%**

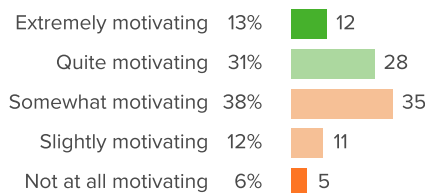
Q.4: When you face challenges at work, how supportive are your school leaders?



▲ 11 from last survey

Favorable: **70%**

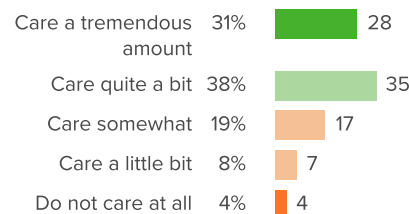
Q.5: At your school, how motivating do you find working with the leadership team?



▲ 10 from last survey

Favorable: **44%**

Q.6: How much do your school leaders care about you as an individual?

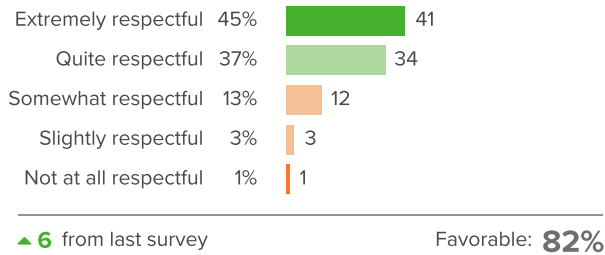


▲ 14 from last survey

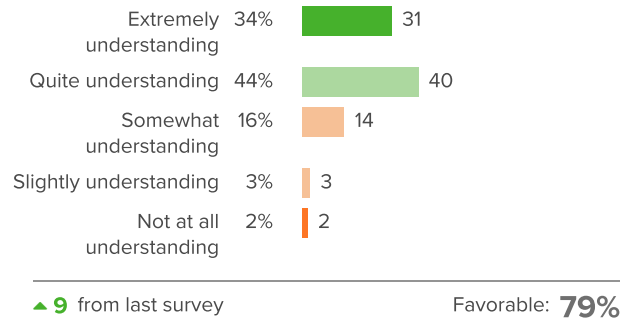
Favorable: **69%**



Q.7: How respectful are your school leaders towards you?



Q.8: When challenges arise in your personal life, how understanding are your school leaders?



Q.9: How fairly does the school leadership treat the faculty?

