



# Gloucester County Institute of Technology

Teacher Measures  
SY24-25 Spring Surveys



Report created by  
Panorama Education



# Summary

Topic Description	Results	Benchmark
<p><b>Cultural Awareness and Action (Adult Focus)</b></p> <p>How well a school supports staff and faculty in learning about, discussing, and confronting issues of race, ethnicity, and culture.</p>	<p><b>61%</b></p> <p>▲ 2 since last survey</p>	<p>80th - 99th percentile compared to others nationally</p>
<p><b>Cultural Awareness and Action (Student Focus)</b></p> <p>How well a school supports students in learning about, discussing, and confronting issues of race, ethnicity, and culture.</p>	<p><b>67%</b></p> <p>▲ 5 since last survey</p>	<p>80th - 99th percentile compared to others nationally</p>
<p><b>Professional Learning About Equity</b></p> <p>Perceptions of the quantity and quality of equity-focused professional learning opportunities available to faculty and staff.</p>	<p><b>39%</b></p> <p>▲ 8 since last survey</p>	<p>20th - 39th percentile compared to others nationally</p>
<p><b>Professional Learning About SEL</b></p> <p>Perceptions of the amount and quality of professional growth and learning opportunities available to faculty related to social-emotional learning.</p>	<p><b>41%</b></p> <p>▲ 9 since last survey</p>	<p>40th - 59th percentile compared to others nationally</p>
<p><b>Resources for Student Support</b></p> <p>Perceptions of the adequacy of the school's resources for student support.</p>	<p><b>57%</b></p> <p>▲ 3 since last survey</p>	<p>80th - 99th percentile compared to others nationally</p>
<p><b>Teacher Self-Reflection</b></p> <p>Faculty perceptions of their professional strengths and areas for growth related to social-emotional learning.</p>	<p><b>85%</b></p> <p>▲ 6 since last survey</p>	<p>80th - 99th percentile compared to others nationally</p>
<p><b>Well-being</b></p> <p>Faculty and staff perceptions of their own professional well-being.</p>	<p><b>69%</b></p> <p>▲ 4 since last survey</p>	<p>40th - 59th percentile compared to others nationally</p>

74 responses



# Cultural Awareness and Action (Adult Focus)

Your average

# 61%

74 responses

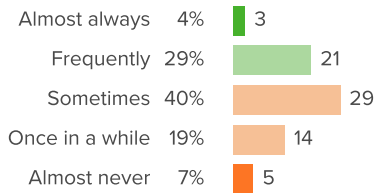
Change

# ▲ 2

since last survey

## How did people respond?

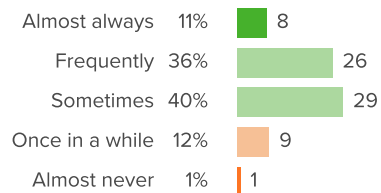
**Q.1: How often do school leaders encourage you to teach about people from different races, ethnicities, or cultures?**



▼ 4 from last survey

Favorable: **33%**

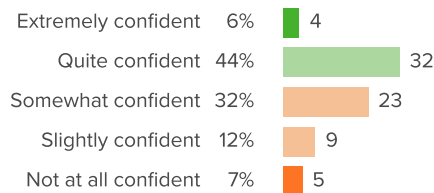
**Q.2: How often do you think about what colleagues of different races, ethnicities, or cultures experience?**



▼ 2 from last survey

Favorable: **86%**

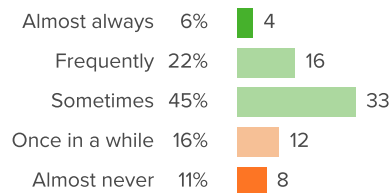
**Q.3: How confident are you that adults at your school can have honest conversations with each other about race?**



▲ 7 from last survey

Favorable: **49%**

**Q.4: At your school, how often are you encouraged to think more deeply about race-related topics?**

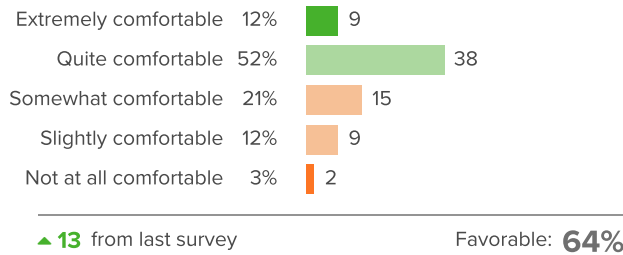


▼ 5 from last survey

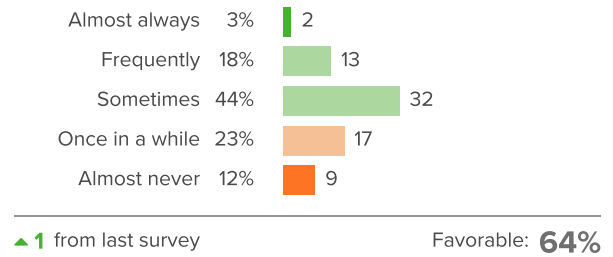
Favorable: **73%**



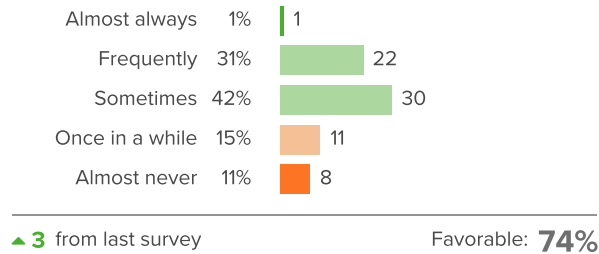
**Q.5: How comfortable are you discussing race-related topics with your colleagues?**



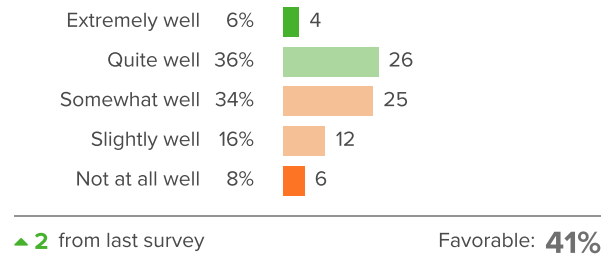
**Q.6: How often do adults at your school have important conversations about race, even when they might be uncomfortable?**



**Q.7: When there are major news events related to race, how often do adults at your school talk about them with each other?**



**Q.8: How well does your school help staff speak out against racism?**





# Cultural Awareness and Action (Student Focus)

Your average

# 67%

74 responses

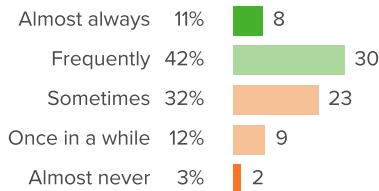
Change

# ▲ 5

since last survey

How did people respond?

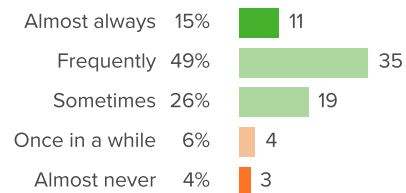
**Q.1: How often are students given opportunities to learn about people from different races, ethnicities, or cultures?**



▼ 2 from last survey

Favorable: **53%**

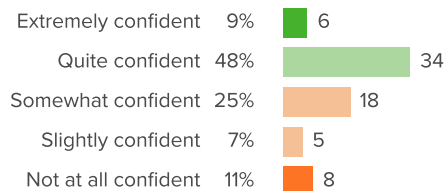
**Q.2: How often do you think about what students of different races, ethnicities, or cultures experience?**



▼ 7 from last survey

Favorable: **90%**

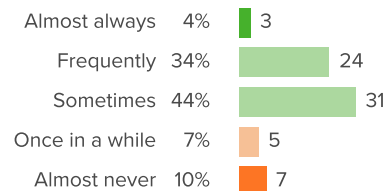
**Q.3: How confident are you that adults at your school can have honest conversations with students about race?**



▲ 18 from last survey

Favorable: **56%**

**Q.4: At your school, how often are students encouraged to think more deeply about race-related topics?**

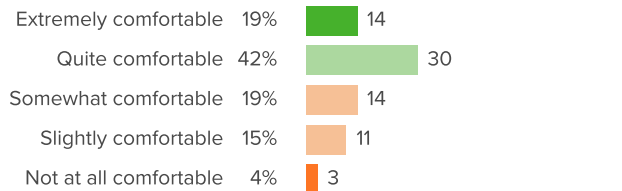


▲ 2 from last survey

Favorable: **83%**

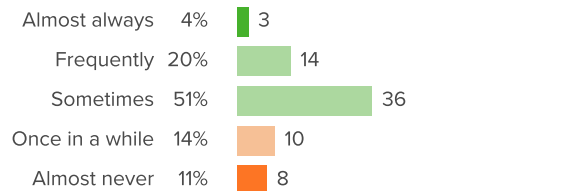


**Q.5: How comfortable are you discussing race-related topics with your students?**



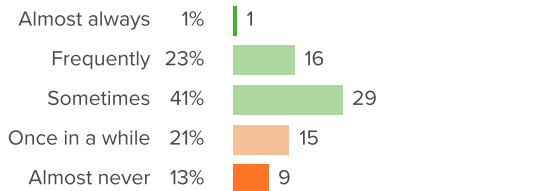
▲ 13 from last survey Favorable: **61%**

**Q.6: How often do students at your school have important conversations about race, even when they might be uncomfortable?**



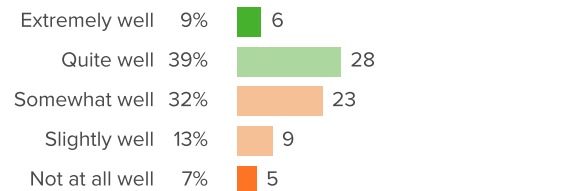
▼ 1 from last survey Favorable: **75%**

**Q.7: When there are major news events related to race, how often do adults at your school talk about them with students?**



▲ 2 from last survey Favorable: **66%**

**Q.8: How well does your school help students speak out against racism?**



▲ 13 from last survey Favorable: **48%**



# Professional Learning About Equity

Your average

# 39%

74 responses

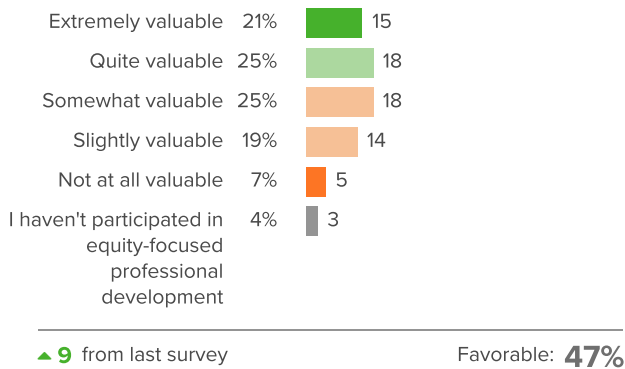
Change

# ▲ 8

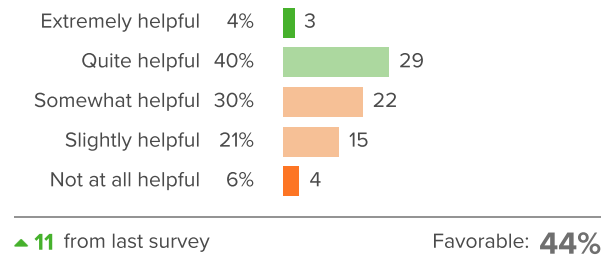
since last survey

## How did people respond?

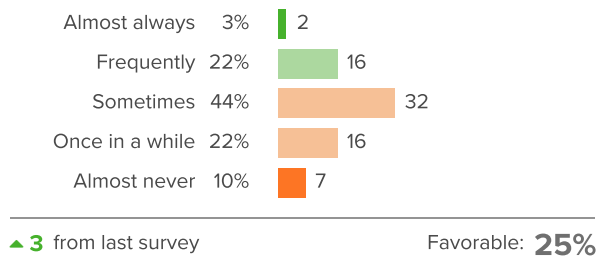
**Q.1: At your school, how valuable are the equity-focused professional development opportunities?**



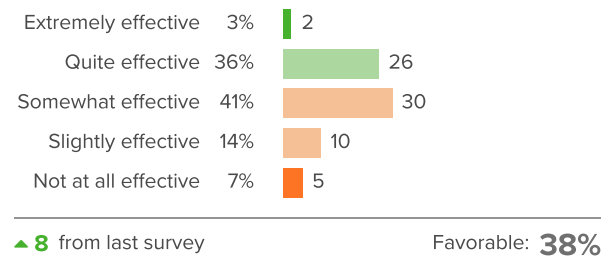
**Q.2: When it comes to promoting culturally responsive practices, how helpful are your colleagues' ideas for improving your practice?**



**Q.3: How often do professional development opportunities help you explore new ways to promote equity in your practice?**



**Q.4: Overall, how effective has your school administration been in helping you advance student equity?**





# Professional Learning About SEL

Your average

# 41%

74 responses

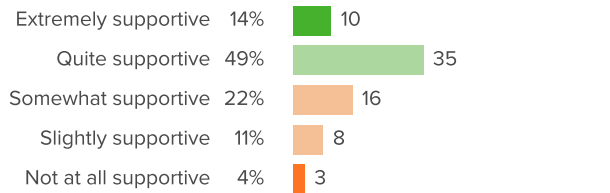
Change

# ▲ 9

since last survey

## How did people respond?

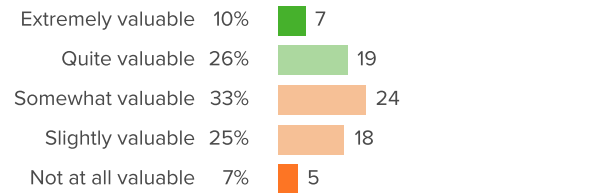
**Q.1: In terms of social-emotional learning (SEL) in particular, how supportive has the school been of your growth as a teacher?**



▲ 7 from last survey

Favorable: **63%**

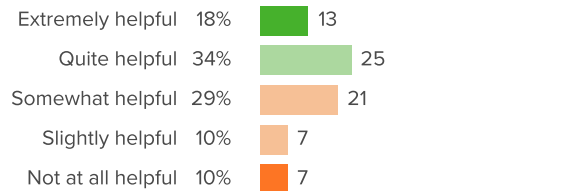
**Q.2: At your school, how valuable are the social-emotional learning (SEL) professional development opportunities?**



▲ 7 from last survey

Favorable: **36%**

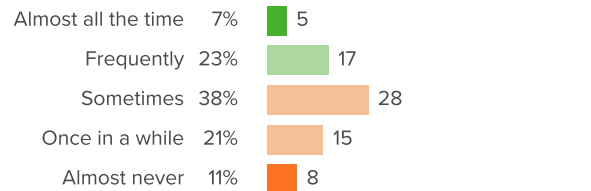
**Q.3: When it comes to social-emotional learning (SEL), how helpful are your colleagues' ideas for improving your teaching?**



▲ 10 from last survey

Favorable: **52%**

**Q.4: How often do your social-emotional learning (SEL) professional development opportunities help you explore new ideas?**

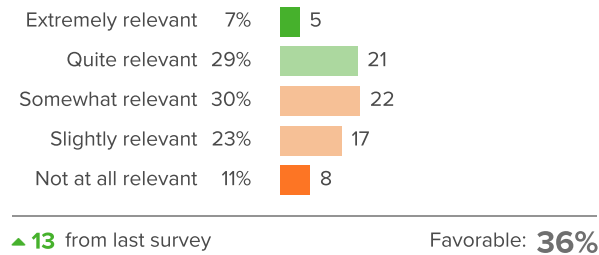


▲ 7 from last survey

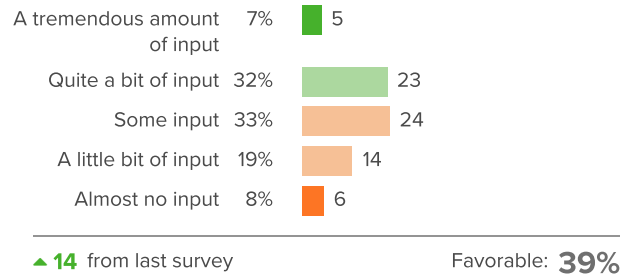
Favorable: **30%**



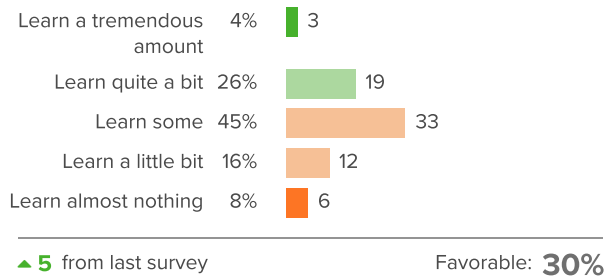
**Q.5: How relevant have your social-emotional learning (SEL) professional development opportunities been to the content that you teach?**



**Q.6: Thinking of social-emotional learning (SEL) in particular, how much input do you have into individualizing your own professional development opportunities?**



**Q.7: Overall, how much do you learn about supporting your students' social-emotional learning (SEL) from the leaders at your school?**





# Resources for Student Support

Your average

# 57%

74 responses

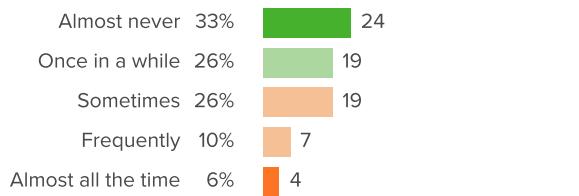
Change

# ▲ 3

since last survey

## How did people respond?

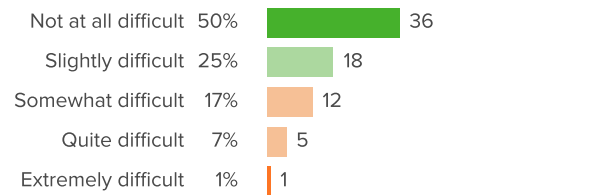
**Q.1: When students need help from an adult, how often do they have to wait to get that help?**



▲ 2 from last survey

Favorable: **59%**

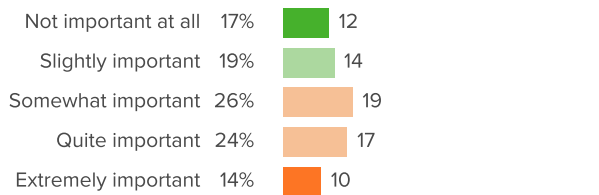
**Q.2: For students who need extra support, how difficult is it for them to get the support that they need?**



▲ 1 from last survey

Favorable: **75%**

**Q.3: How important is it for your school to hire more specialists to help students?**



▲ 6 from last survey

Favorable: **36%**



# Teacher Self-Reflection

Your average

# 85%

74 responses

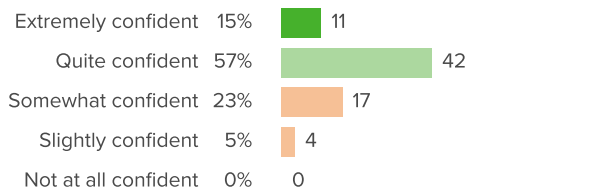
Change

# ▲ 6

since last survey

## How did people respond?

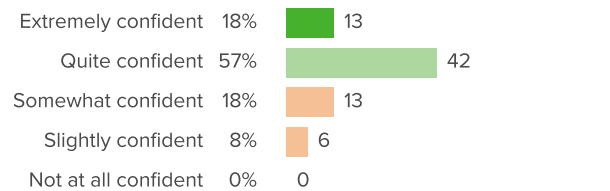
### Q.1: How confident are you that you can engage students who typically are not motivated?



▲ 9 from last survey

Favorable: **72%**

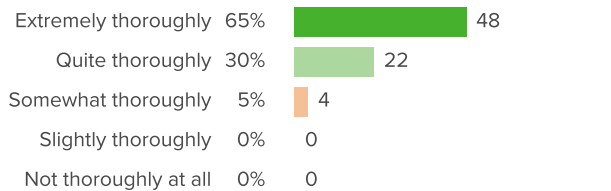
### Q.2: How confident are you that you can help your school's most challenging students to learn?



▲ 13 from last survey

Favorable: **74%**

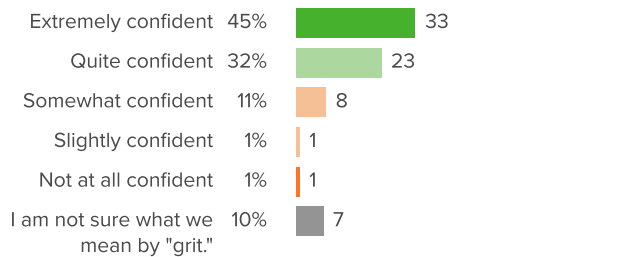
### Q.3: How thoroughly do you feel that you know all the content you need to teach?



▲ 2 from last survey

Favorable: **95%**

### Q.4: Thinking about grit in particular, how confident are you that you can support your students' growth and development?

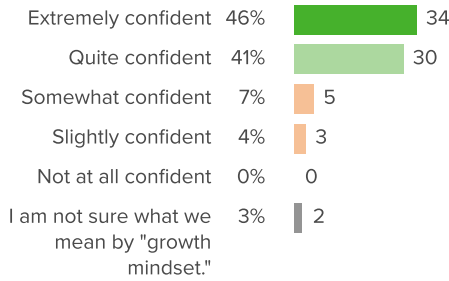


▲ 5 from last survey

Favorable: **85%**



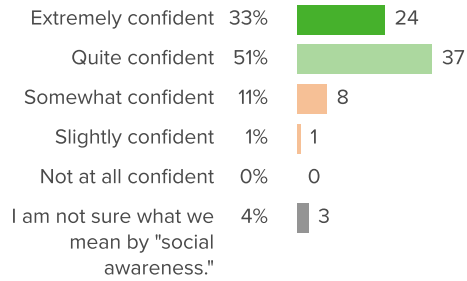
**Q.5: Thinking about growth mindset in particular, how confident are you that you can support your students' growth and development?**



▲ 7 from last survey

Favorable: **89%**

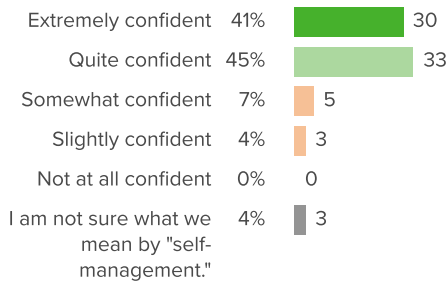
**Q.6: Thinking about social awareness in particular, how confident are you that you can support your students' growth and development?**



▲ 3 from last survey

Favorable: **87%**

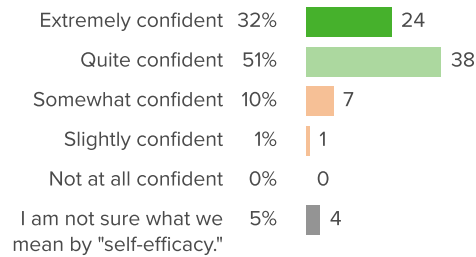
**Q.7: Thinking about self-management in particular, how confident are you that you can support your students' growth and development?**



▲ 6 from last survey

Favorable: **89%**

**Q.8: Thinking about self-efficacy in particular, how confident are you that you can support your students' growth and development?**



▲ 7 from last survey

Favorable: **89%**



# Well-being

Your average

# 69%

74 responses

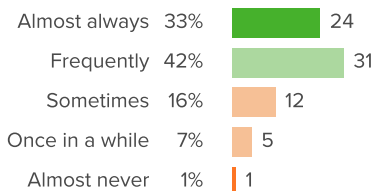
Change

# ▲ 4

since last survey

## How did people respond?

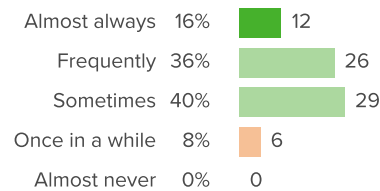
**Q.1: During the past week, how often did you feel engaged at work?**



▼ 1 from last survey

Favorable: **75%**

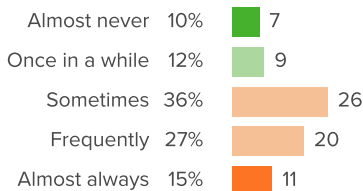
**Q.2: During the past week, how often did you feel excited at work?**



▲ 2 from last survey

Favorable: **92%**

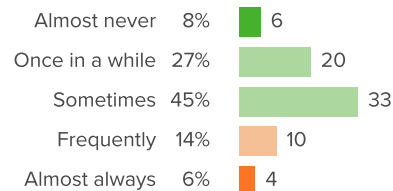
**Q.3: During the past week, how often did you feel exhausted at work?**



▲ 7 from last survey

Favorable: **22%**

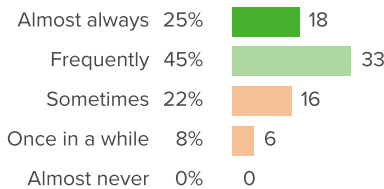
**Q.4: During the past week, how often did you feel frustrated at work?**



▲ 14 from last survey

Favorable: **81%**

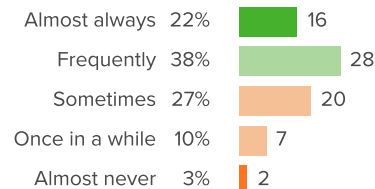
**Q.5: During the past week, how often did you feel happy at work?**



▲ 4 from last survey

Favorable: **70%**

**Q.6: During the past week, how often did you feel hopeful at work?**

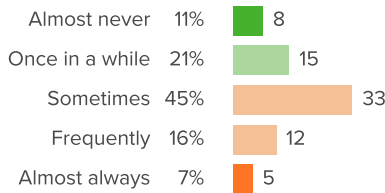


▼ 2 from last survey

Favorable: **60%**

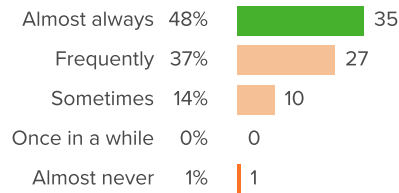


**Q.7: During the past week, how often did you feel overwhelmed at work?**



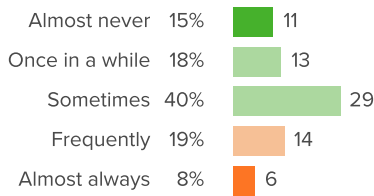
▲ 9 from last survey Favorable: **32%**

**Q.8: During the past week, how often did you feel safe at work?**



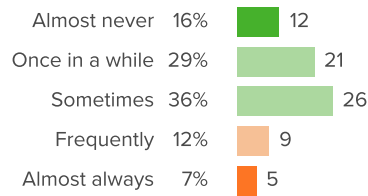
▲ 2 from last survey Favorable: **48%**

**Q.9: During the past week, how often did you feel stressed out at work?**



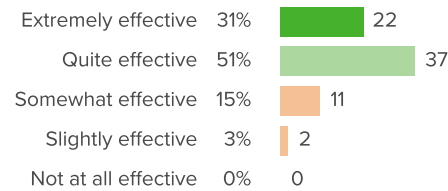
▲ 13 from last survey Favorable: **73%**

**Q.10: During the past week, how often did you feel worried at work?**



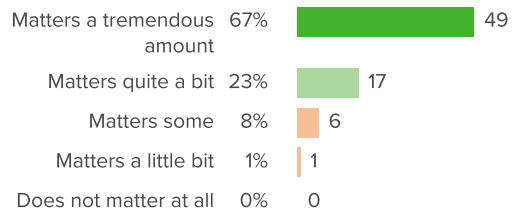
▼ 2 from last survey Favorable: **81%**

**Q.11: How effective do you feel at your job right now?**



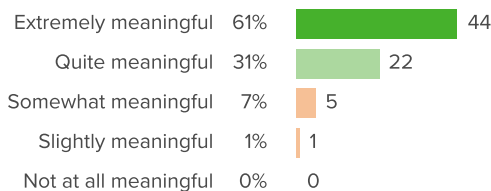
▲ 6 from last survey Favorable: **82%**

**Q.12: How much does your work matter to you?**



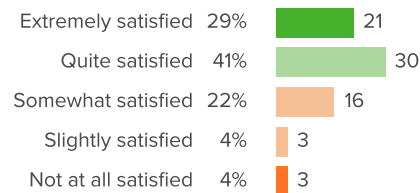
▲ 1 from last survey Favorable: **90%**

**Q.13: How meaningful for you is the work that you do?**



▲ 4 from last survey Favorable: **92%**

**Q.14: Overall, how satisfied are you with your job right now?**



▲ 4 from last survey Favorable: **70%**