



Gloucester County Institute of Technology

Grades 6-12
SY24-25 Spring Surveys



Report created by
Panorama Education



Summary

Topic Description	Results	Benchmark
<p>School Belonging</p> <p>How much students feel that they are valued members of the school community.</p>	<p>39%</p> <p>▼ 4 since last survey</p>	<p>0th - 19th percentile compared to others nationally</p>
<p>School Climate</p> <p>Perceptions of the overall social and learning climate of the school.</p>	<p>45%</p> <p>▼ 4 since last survey</p>	<p>0th - 19th percentile compared to others nationally</p>
<p>School Engagement</p> <p>How attentive and invested students are in school.</p>	<p>24%</p> <p>▼ 2 since last survey</p>	<p>0th - 19th percentile compared to others nationally</p>
<p>School Rigorous Expectations</p> <p>How much students feel that their teachers hold them to high expectations around effort, understanding, persistence, and performance in class.</p>	<p>50%</p> <p>▼ 5 since last survey</p>	<p>0th - 19th percentile compared to others nationally</p>
<p>School Safety</p> <p>Perceptions of student physical and psychological safety at school.</p>	<p>62%</p> <p>▼ 5 since last survey</p>	<p>60th - 79th percentile compared to others nationally</p>
<p>School Teacher-Student Relationships</p> <p>How strong the social connection is between teachers and students within and beyond the school.</p>	<p>41%</p> <p>▼ 2 since last survey</p>	<p>0th - 19th percentile compared to others nationally</p>

964 responses



School Belonging

Your average

39%

964 responses

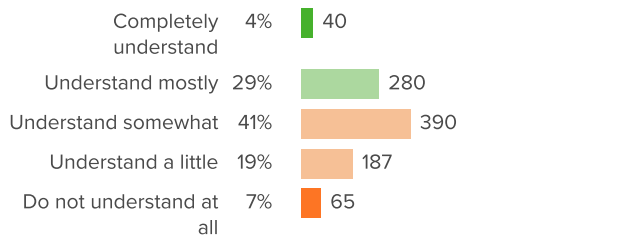
Change

▼ 4

since last survey

How did people respond?

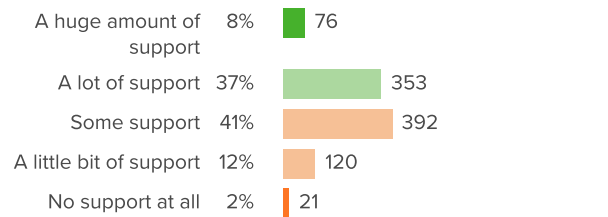
Q.1: How well do people at your school understand the kind of person you are?



▼ 3 from last survey

Favorable: **33%**

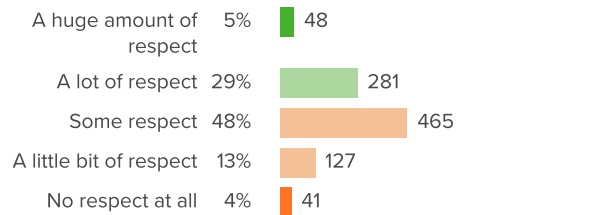
Q.2: How much support do the adults at your school give you?



▼ 4 from last survey

Favorable: **45%**

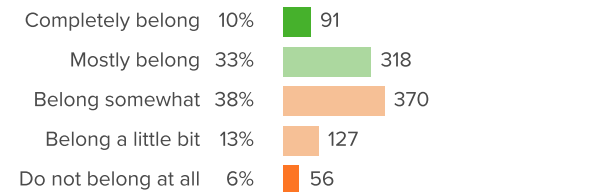
Q.3: How much respect do students at your school show you?



▼ 4 from last survey

Favorable: **34%**

Q.4: When you are at school, how much do you feel like you belong?



▼ 4 from last survey

Favorable: **43%**



School Climate

Your average

45%

964 responses

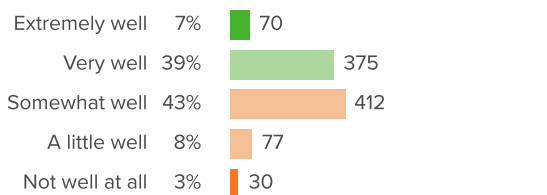
Change

▼ 4

since last survey

How did people respond?

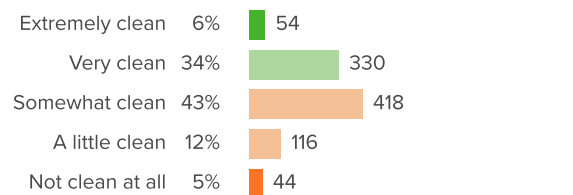
Q.1: How well do students follow the rules of your school?



▼ 3 from last survey

Favorable: **46%**

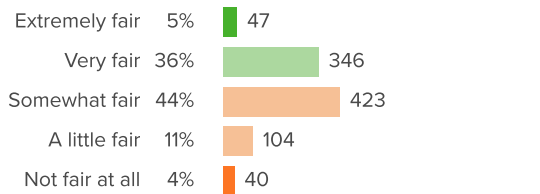
Q.2: How clean is the building where you go to school?



▼ 4 from last survey

Favorable: **40%**

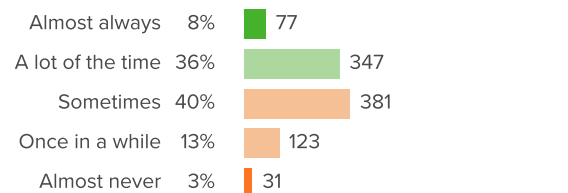
Q.3: How fair are the rules at this school?



▼ 1 from last survey

Favorable: **41%**

Q.4: How often do your teachers seem excited to be teaching your classes?

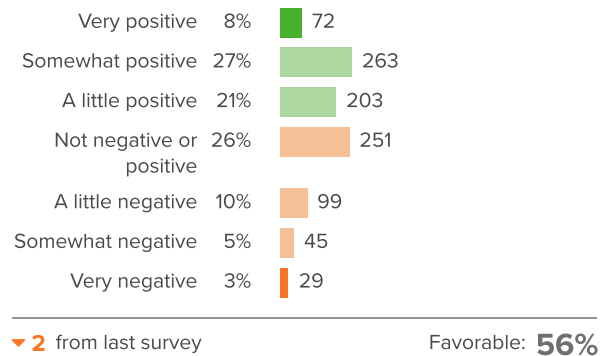


▼ 7 from last survey

Favorable: **44%**



Q.5: How positive or negative is the mood at your school?





School Engagement

Your average

24%

964 responses

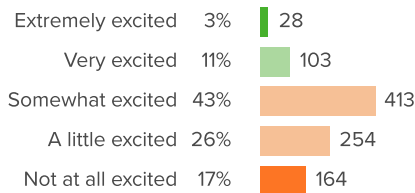
Change

▼ 2

since last survey

How did people respond?

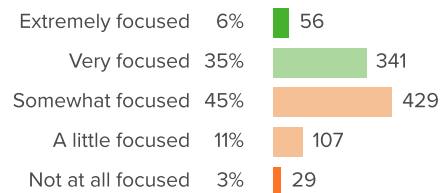
Q.1: How excited are you about going to your classes?



▲ 0 from last survey

Favorable: **14%**

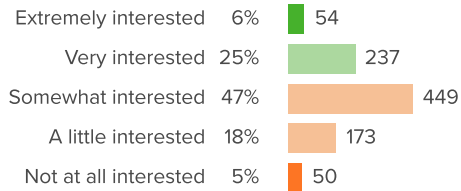
Q.2: How focused are you on the activities in your classes?



▼ 9 from last survey

Favorable: **41%**

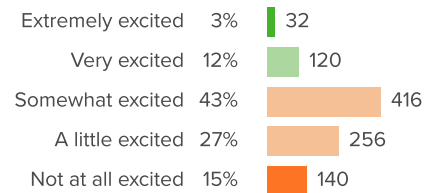
Q.3: How interested are you in your classes?



▼ 2 from last survey

Favorable: **30%**

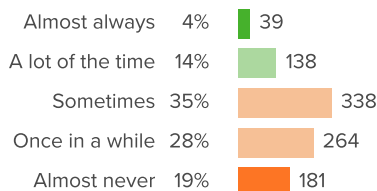
Q.4: In your classes, how excited are you to participate?



▲ 0 from last survey

Favorable: **16%**

Q.5: When you are not in school, how often do you talk about ideas from your classes?



▼ 1 from last survey

Favorable: **18%**



School Rigorous Expectations

Your average

50%

964 responses

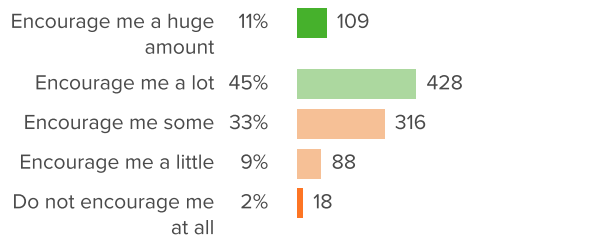
Change

▼ 5

since last survey

How did people respond?

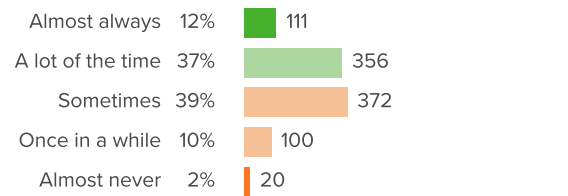
Q.1: How much do your teachers encourage you to do your best?



▼ 4 from last survey

Favorable: **56%**

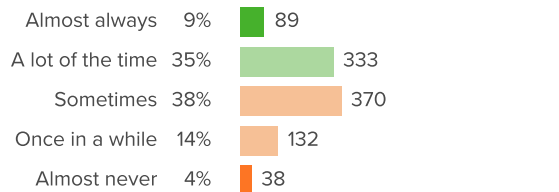
Q.2: How often do your teachers ask you to explain your answers?



▼ 7 from last survey

Favorable: **49%**

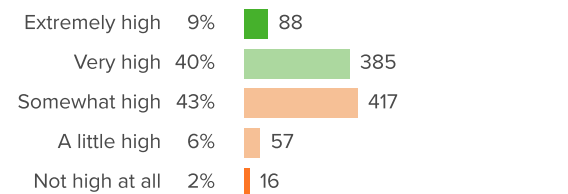
Q.3: How often do your teachers take time to make sure you understand your schoolwork?



▼ 3 from last survey

Favorable: **44%**

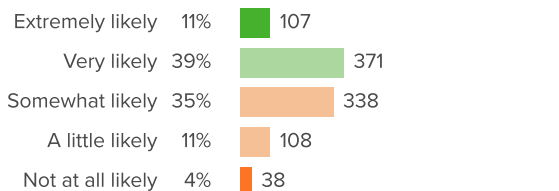
Q.4: How high are your teachers' expectations of you?



▼ 6 from last survey

Favorable: **49%**

Q.5: When you feel like giving up, how likely is it that your teachers will ask you to keep trying?



▼ 6 from last survey

Favorable: **50%**



School Safety

Your average

62%

964 responses

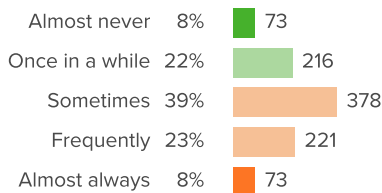
Change

▼ 5

since last survey

How did people respond?

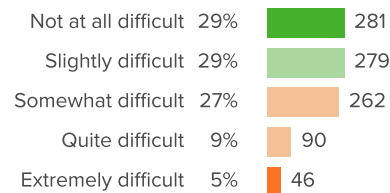
Q.1: How often are people disrespectful to others at your school?



▼ 7 from last survey

Favorable: **30%**

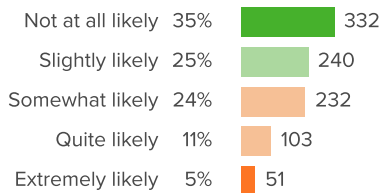
Q.2: If a student is bullied in school, how difficult is it for him/her to get help from an adult?



▼ 5 from last survey

Favorable: **58%**

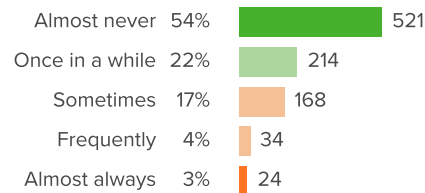
Q.3: How likely is it that someone from your school will bully you online?



▼ 5 from last survey

Favorable: **60%**

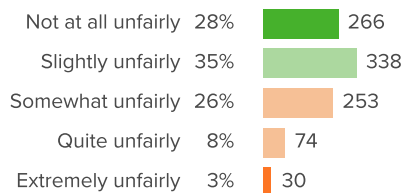
Q.4: How often do you worry about violence at your school?



▲ 0 from last survey

Favorable: **76%**

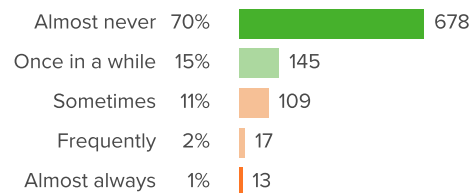
Q.5: At your school, how unfairly do the adults treat the students?



▼ 6 from last survey

Favorable: **63%**

Q.6: How often do students get into physical fights at your school?



▼ 3 from last survey

Favorable: **86%**



School Teacher-Student Relationships

Your average

41%

964 responses

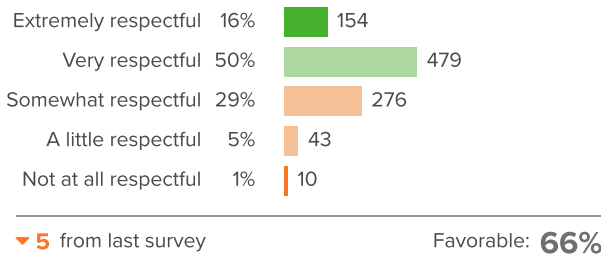
Change

▼ 2

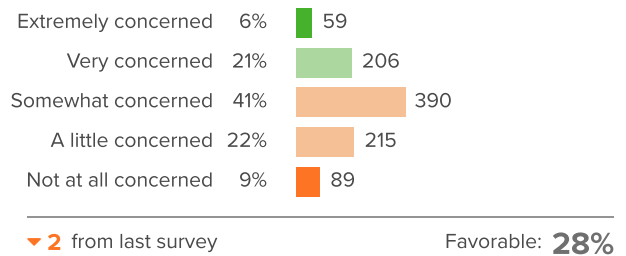
since last survey

How did people respond?

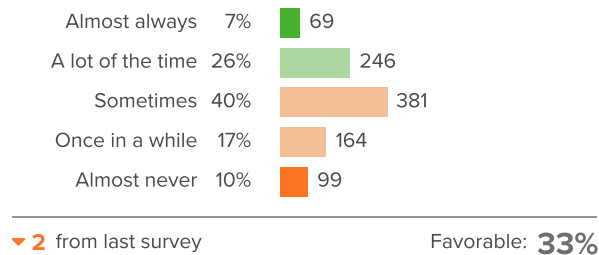
Q.1: How respectful are your teachers towards you?



Q.2: If you were upset when you came into class, how concerned would your teachers be?



Q.3: When your teachers ask, "How are you?", how often do you feel they really want to know your answer?



Q.4: How excited would you be if you could have your same teachers in the next grade too?

