

# Twain Elementary Annual Report – 2023-24

9525 130<sup>th</sup> Ave. NE, Kirkland, WA 98033  
425-936-2730 | [twain.lwsd.org](http://twain.lwsd.org)



**Principal:** Malia Goodfellow  
**Associate Principal:** Audrey Gallagher  
**Mascot:** Bobcat  
**Colors:** Purple and White

**# of students, October 2023:** 594  
**# of teachers:** 46  
**Teachers with at least a Master's Degree:** 84.8%  
**Student regular attendance rate:** 85.7%

## District Mission

*Each student will graduate prepared to lead a rewarding, responsible life as a contributing member of our community and greater society.*

## School Mission

*Everyone in the school is committed to developing Thinkers, problem solvers and lifelong learners while creating partnerships with families.*

## School Funding

**District General Fund Budget:** \$547.2 million  
**District Per Pupil Expenditure:** \$19,143 per pupil  
**Building Budget for this school:** \$107,536

## School Description

Mark Twain Elementary is a wonderful K-5 school located in the North Rose Hill neighborhood of Kirkland, Wash. We serve a diverse population of about 594 highly valued children and families. We have a dedicated and highly skilled staff. They work extremely hard to maintain our focus on what is best for kids and what will help each student reach their maximum potential. Our parent community is very active and supportive in our school.

## 2023-24 School Goals

The Mark Twain staff is committed to continued student growth. Collaborative conversations among staff members have helped teams reflect on learning standards and student needs.

### English Language Arts/Literacy (K-2):

As measured by FastBridge data, the primary team will increase percent of students making aggressive or typical growth on the autoreading assessment from 64% in the Fall of 2022-2023 school year to 80% in the spring of 2025-2026.

### English Language Arts/Literacy (Grades 3-5):

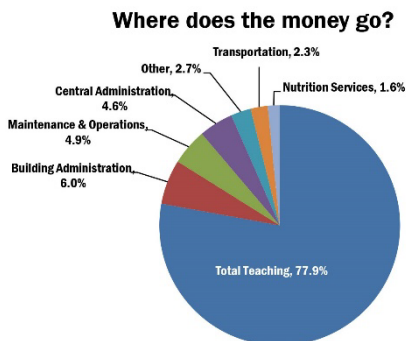
As measured by FastBridge data, the primary team will increase percent of students making aggressive or typical growth on the areading assessment from 48% in the Fall of 2022-2023 school year to 70% in the Spring of 2025-2026.

### Social/Emotional Learning (Grades K-5):

As measured by the FIA, Twain will increase the MTSS domain score (Feature: Inclusive Behavior/Social /Emotional Instruction 4.1,-4.3) from 3/9 in the Fall of 2022-2023 to 6/9 in the Spring of 2025-2026.

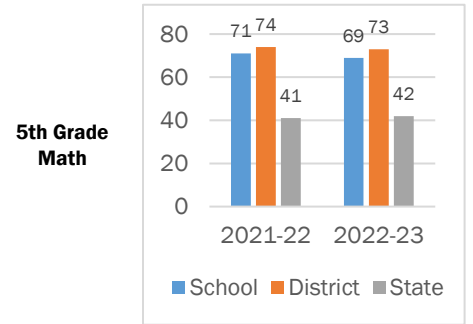
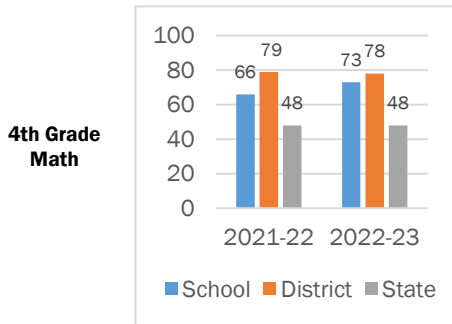
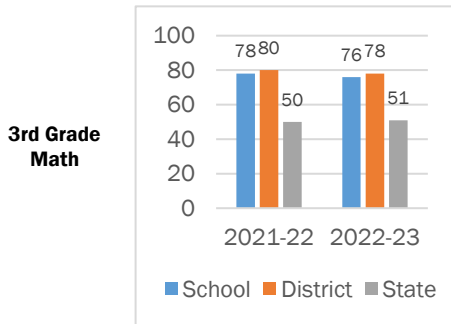
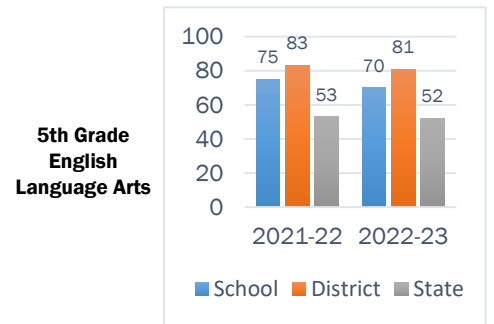
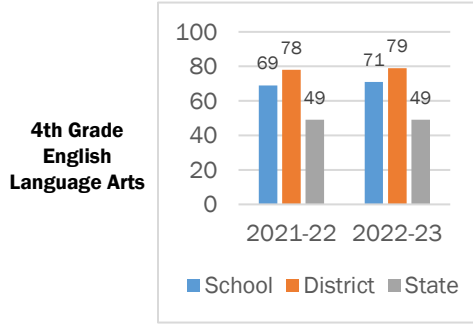
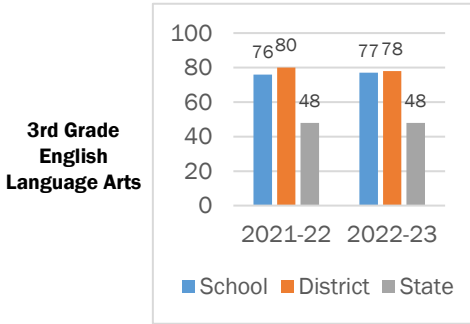
## 2023-24 District Expenditures

*Where does the money go?*

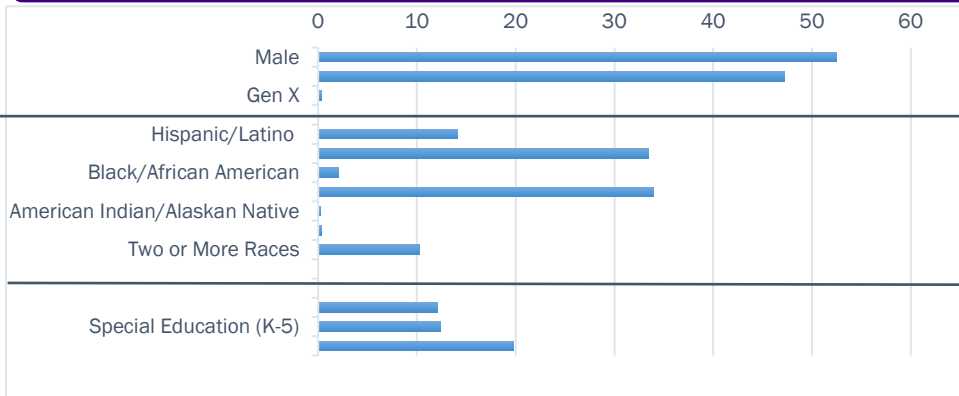


## State Assessment Results

### Smarter Balanced Assessment (SBA)



### Student Demographics



#### School Building

Our school facilities are available for public use by contacting our school office.

##### Building Condition Assessment: Fair

The Building Condition Assessment represents an overall permanent building condition assessment. It is conducted by a third party in accordance with the state's Asset Preservation Program.

#### Invitation to Participate

Community Engagement is one of Lake Washington School District's strategic plan goals. We welcome and appreciate the involvement of families and community members in our school. Please contact our school office if you want to join us and help make a difference for our students.