

# Redmond Elementary Annual Report – 2023-24

16800 NE 80<sup>th</sup> St., Redmond, WA 98052  
425-936-2660 | [redmond.lwsd.org](http://redmond.lwsd.org)



**Principal:** Ann Bohrsen-Thola  
**Associate Principal:** Clara Saeteurn  
**Mascot:** Hawk  
**Colors:** Red and Black

**# of students, October 2023:** 562  
**# of teachers:** 52  
**Teachers with at least a Master's Degree:** 75.0%  
**Student regular attendance rate:** 79.1%

## District Mission

*Each student will graduate prepared to lead a rewarding, responsible life as a contributing member of our community and greater society.*

## School Mission

Redmond Elementary believes in equity and excellence for every student. We will provide each student with the academic, social, and emotional instruction and supports needed to find their purpose and to succeed in a global community.

All families will be welcomed and supported as partners.

## School Funding

**District General Fund Budget:** \$547.2 million  
**District Per Pupil Expenditure:** \$19,371 per pupil  
**Building Budget for this school:** \$67,248

## School Description

Redmond Elementary School is a diverse school serving the core downtown of Redmond and surrounding neighborhoods. There are currently 563 students enrolled in twenty-one general education classrooms, two Special Education Intervention Classrooms, two classrooms to support students with complex learning needs, and one Highly Capable classroom. Our staff share a strong commitment to academic excellence and social justice, serving students from all over the world who speak more than 30 languages, and represent a wide continuum of socio-economic conditions. We welcome and foster relationships with community partners to ensure both academic and social success for all students. Community partners include PTSA, Lunch Buddies, community volunteers, The Together Center, HealthPoint, Seamar, Hopelink and Community in the Schools.

## 2023-24 District Expenditures

*Where does the money go?*

## 2023-24 School Goals

Grade-level teams reflected on previous academic assessment results to make projections. Academic goals are monitored throughout the school year.

### English Language Arts/Literacy (K-2 Students):

100% of students will make measurable grade level growth for phonemic awareness as measured by EOY Fastbridge universal screening.

The number of students flagged for a risk indicator in Phonemic Awareness will reduce from 30.8% to 10% of students in grades K-2.

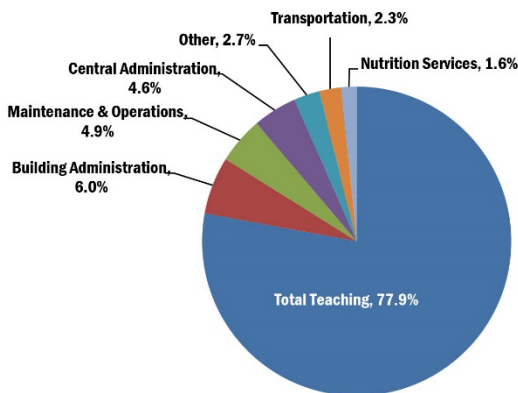
### Mathematics (K-1 Students):

The number of students flagged for a risk indicator in earlyMath- Numeral Identification will reduce from 22.7% to 10% of students in grades K & 1 based on FastBridge EOY data.

### Social/Emotional Learning (Grades 3-5):

The percentage of students responding favorably when asked on Spring 2024 Panorama Survey how well they regulate their emotion's will improve from 52% to 80%.

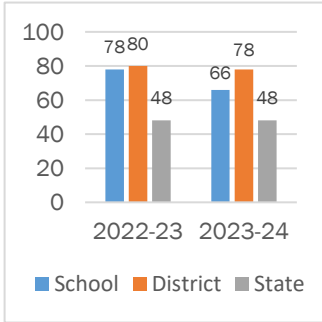
**Where does the money go?**



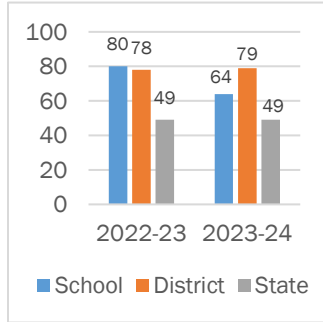
## State Assessment Results

### Smarter Balanced Assessment (SBA)

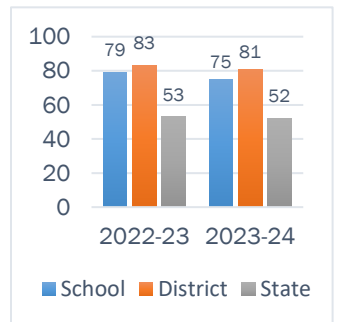
**3rd Grade English Language Arts**



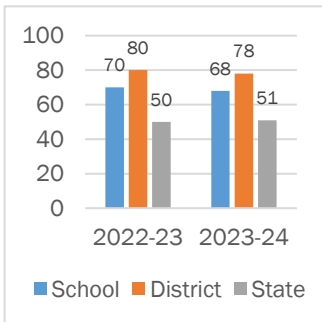
**4th Grade English Language Arts**



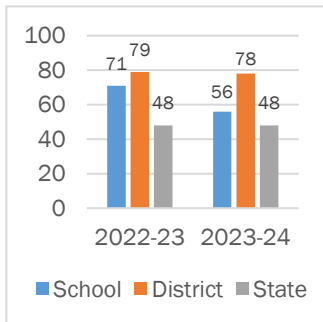
**5th Grade English Language Arts**



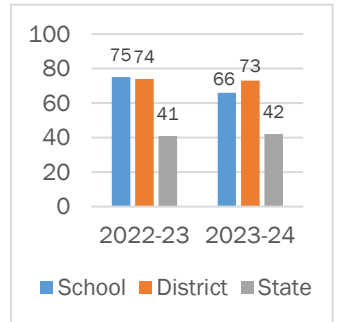
**3rd Grade Math**



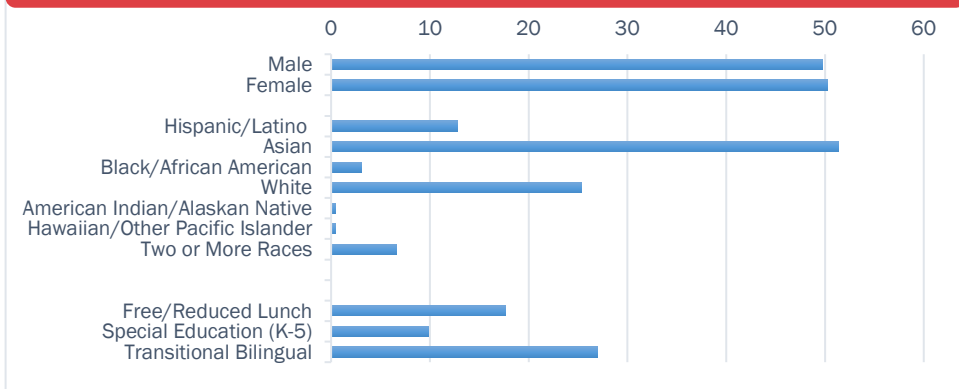
**4th Grade Math**



**5th Grade Math**



### Student Demographics



#### School Building

Our school facilities are available for public use by contacting our school office.

**Building Condition Assessment: Good**

The Building Condition Assessment represents an overall permanent building condition assessment. It is conducted by a third party in accordance with the state's Asset Preservation Program.

#### Invitation to Participate

Community Engagement is one of Lake Washington School District's strategic plan goals. We welcome and appreciate the involvement of families and community members in our school. Please contact our school office if you want to join us and help make a difference for our students.