

Lakeview Elementary Annual Report – 2023-24

10400 NE 68th St., Kirkland, WA 98033
425-936-2600 | lakeview.lwsd.org



Principal: Marianne Williams
Associate Principal: Christopher Hennings
Mascot: Leopard
Colors: Blue and Yellow

of students, October 2023: 528
of teachers: 38
Teachers with at least a Master's Degree: 71.1%
Student regular attend rate: 87.4%

District Mission

Each student will graduate prepared to lead a rewarding, responsible life as a contributing member of our community and greater society.

School Mission

Together we empower and inspire each student to thrive and fulfill their unique potential.

School Description

Lakeview Elementary is a vibrant school community situated in central Kirkland. We are enriched by a diverse student body, strong parent partnership, and supportive local businesses. After completing their K-5 career at Lakeview, our students matriculate forward to Kirkland Middle School and Lake Washington High School. As a high performing elementary school, we strive for high growth for every student and are proud that a high percentage of our students exceed standard. In our 5th year of focused work to become a school anchored in Multi-Tiered Systems of Support (MTSS), we realize the benefits of systems that are proactive in meeting the academic and behavioral needs of each student. Our growth in inclusive academic and behavior/social emotional instruction is evidenced by our use of universal screeners to provide timely and targeted instruction to each student and our school-wide daily instruction in social emotional learning.

School Funding

District General Fund Budget: \$547.2 million
District Per Pupil Expenditure: \$17,819 per pupil
Building Budget for this school: \$175,111

2023-24 School Goals

Staff members analyzed our current student data. They anticipated our use of interventions and specific strategies will enable us to increase student levels of performance.

English Language Arts/Literacy (Grades K-5 low-income students):

Close proficiency gap that currently exists between K/1st and 2-5 low-income students as measured by FastBridge assessment (early reading for K-1 and aReading for 2-5).

Mathematics (Grades K-5 low-income students):

Close proficiency gap that currently exists between K/1st and 2-5 low-income students as measured by FastBridge assessment (early reading for K-1 and aReading for 2-5).

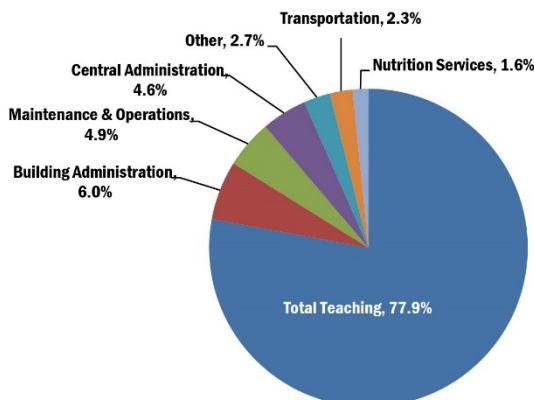
Social and Emotional Learning (Grades K-5):

All students will improve their relationships with teachers from 67% to 85% as measured by Panorama data, student screener data, student interview data, and classroom observations.

2023-24 District Expenditures

Where does the money go?

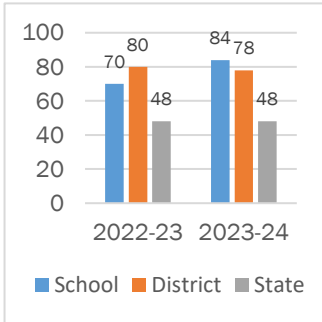
Where does the money go?



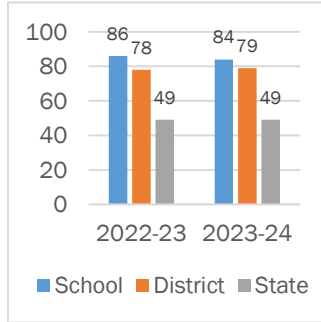
State Assessment Results

Smarter Balanced Assessment (SBA)

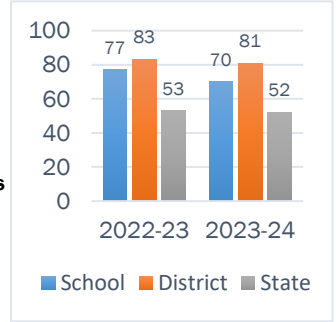
3rd Grade English Language Arts



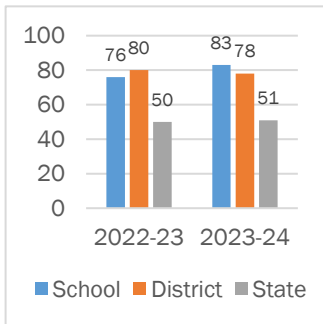
4th Grade English Language Arts



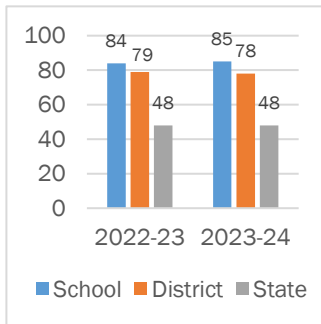
5th Grade English Language Arts



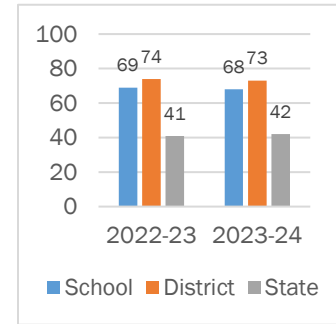
3rd Grade Math



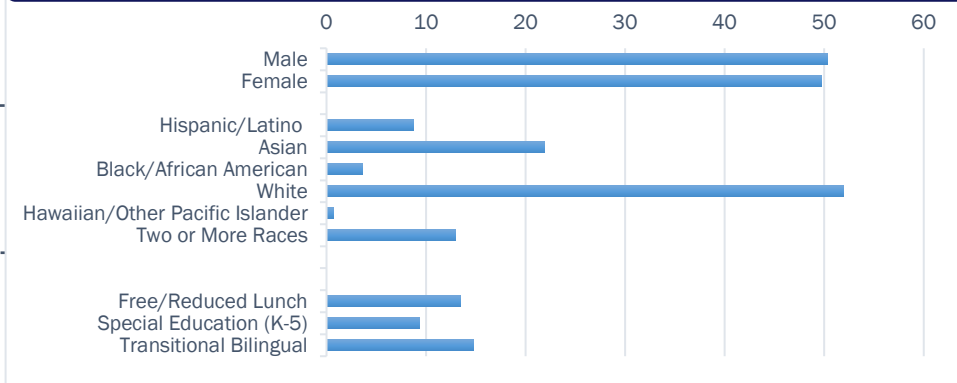
4th Grade Math



5th Grade Math



Student Demographics



School Building

Our school facilities are available for public use by contacting our school office.

Building Condition Assessment: Fair

The Building Condition Assessment represents an overall permanent building condition assessment. It is conducted by a third party in accordance with the state's Asset Preservation Program.

Invitation to Participate

Community Engagement is one of Lake Washington School District's strategic plan goals. We welcome and appreciate the involvement of families and community members in our school. Please contact our school office if you want to join us and help make a difference for our students.