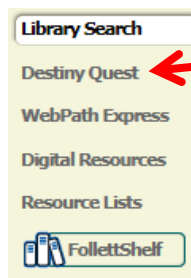

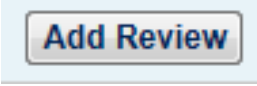


How to submit a book review in Destiny Quest

1. Go to **destiny.rcsdk12.org**
2. **Click on Catalog** tab on the top left-hand side of page.
3. **Click on East High School 61** under secondary schools.
4. On the left-hand side of page **click on Destiny Quest**.



5. On the upper right-hand side of page **click** on the  button.
6. **Enter** your username and password. **Both are your id number**.
7. In the **find box**, **search** the title you want to write a review about.
8. When you have selected a book, **click** on the  button.
9. **Rate** the book (1 star = poor; 5 stars = awesome) and **enter** the review (this is where you would paste your review if you copied it from a word document). **CLICK SAVE**.

