

PATERSON PUBLIC SCHOOLS



*Our children, our future*



[www.paterson.k12.nj.us](http://www.paterson.k12.nj.us)

# BRIGHT FUTURES



## ANNUAL REPORT

May 2009 - December 2010



# Board of Education

*Mr. Theodore Best, Jr., President*

*Ms. Wendy Guzman, Vice President*

*Dr. Jonathan Hodges*

*Mr. Christopher Irving*

*Mr. Errol S. Kerr*

*Mr. Alex Mendez*

*Mr. Pedro Rodriguez*

*Mr. Kenneth Simmons*

*Ms. Willa Mae Taylor*

---

*Dr. Donnie W. Evans, State District Superintendent*

*Dr. Marguerite Vanden Wyngaard, Deputy Superintendent*







# **BRIGHT FUTURES**

## **PATERSON PUBLIC SCHOOLS**

### **ANNUAL REPORT**

#### **2009 - 2010**

## **Table of Contents**

Introduction .....	5
Bright Futures: The Strategic Plan .....	8
Overview.....	8
District Priorities.....	10
Action Plan .....	12
Ten Strategies for Academic Improvement.....	15
Student Outcomes .....	16
School and District Performance Summary.....	16
Academic.....	18
Attendance .....	26
Graduation/Drop Out .....	26
District Accomplishments .....	27
By Priority .....	27
By School .....	29



# Introduction



The Paterson Public School District is a diverse, urban school district located in northern New Jersey, 18 miles west of New York City. The third largest school district in New Jersey, the Paterson Public School District enrolls 28,400 students in preschool to grade 12. The population in the Paterson Public School District mirrors the demographic trend of urban communities in New Jersey: 60 percent of all students are of Hispanic origin; 30 percent are African-American; and approximately 9 percent are of Caucasian, Middle Eastern or Asian descent. Nearly 50 percent of all students in Paterson speak a primary language other than English, with a total of 37 languages spoken in district schools.

The Paterson Public School District is led by State District Superintendent, Dr. Donnie W. Evans, who works closely with the New Jersey Department of Education and nine elected members of the Paterson Board of Education. After state takeover in 1991, the district established and implemented stringent controls and monitoring procedures related to all school and central office operations.

To ensure consistent operations, all board policies and regulations are reviewed, updated and are accessible on the district website. Working closely with the New Jersey School Boards Association, members of the Paterson Board of Education are preparing to assume leadership of the district.

The district currently has 54 schools with 2,760 certified teachers to accommodate students in kindergarten through grade 12. The district also provides a comprehensive preschool program, serving 3,300 three- and four-year-old students in 33 early childhood community provider centers and four in-district sites. The program provides a full day of developmentally appropriate instruction that promotes children's social-emotional development and learning in the core areas of language and literacy, mathematics, science and social studies. Teachers utilize a research-based comprehensive curriculum adopted by the Paterson Board of Education in order to provide a seamless transition to the kindergarten curriculum.

A critical district objective is to increase student graduation rates and college enrollment plans for Paterson graduates. To that end, the district is engaged in a comprehensive High School Renewal Initiative. Supporting this effort is a 45 member Advisory Committee comprised of community stakeholders and district staff from a wide range of disciplines. The High School Renewal Initiative addresses





issues related to policy, academic programs, family and community engagement, research and development and efficient and responsive operations. An important example of excellence among Paterson's secondary schools is Rosa L. Parks School of Fine & Performing Arts, which typically sends all of its graduates to institutions of higher education. For two consecutive years, this school was recognized as "One of America's Best" with a Bronze Award from U.S. News & World Report.

In partnership with the Paterson Education Fund, our students are being pre-

pared for success in high school by participating in Paterson Pathways, an advisory-based life planning program that focuses on career and college preparation.

Instructional strategies and professional development efforts continue to draw upon school level data and scientifically-based research to target student strengths in order to build upon areas of greatest need. The district focused on strategies to close the achievement gap between general education, special education and limited English proficient students as well as between ethnic, gender, and economically disadvantaged subgroups.

Throughout the year, teachers and administrators explored ways to maximize the human, fiscal and intellectual capital that resides in the district to improve the levels of support for the diverse learners in our classrooms. Instructional time is also looked at closely in order to ensure that high quality teaching and learning are taking place. Block scheduling has been implemented in almost all high schools; whereas in the lower grades 90 to 120-minute learning blocks offered extended time for Mathematics and Language Arts/Literacy through the use of interdisciplinary content whenever possible. Finally, the district harnessed the power of 21st Century tools to improve the data and assessment systems. Through a partnership with the New Jersey Department of Education, allowing access to the Learnia assessment system, benchmark tests were developed that mirror the NJASK in both form and content and afforded schools greater opportunities to target instructional responses and subsequent formative assessments





targeting skills and standards achieved.

Professional development is seen as critical to the Paterson renewal initiative. This department has expanded its offerings and sought to ensure depth over breadth in existing programs. All school principals participated in five days of training, led by Dr. Evans and the leadership team, with the emphasis on the Paterson Effective Schools' Model. Another primary focus has been to improve services and support for novice teachers. Secretaries in the district also

participated in five days of training, with a focus on computer skills and customer service. Future plans include the development of teacher trainers who will deliver job-embedded professional development within the schools.

Parental involvement and support remains a critical component in the Paterson effort to promote student achievement. An active Parent Resource Center, located at district headquarters, provides educational programs and information to the district community. A network of three community groups—the Parent Leadership Alliance, the Multi-Ethnic Task Force and the Community Advisory Committee meet

each month through the school year, bringing a cross-section of expertise and counsel to the district. Translators and interpreters in the district are available to ensure that non-English speaking parents have an equal opportunity to information and decision making.

The Paterson Public School District works diligently towards its mission of preparing every student for success in the institution of higher education of their choosing and in their chosen career.



# Bright Futures: The Strategic Plan for Paterson Public Schools 2009-2014

## Overview

During the summer and fall of 2009, the newly-appointed Superintendent engaged his staff and the broader Paterson community in a process that led to the development of the district's strategic plan – Bright Futures. This process sought to ensure that all internal and external stakeholders had an opportunity to provide significant input and feedback. The steps taken in this process were:

- 1) *Information gathering and strategic analysis*
- 2) *Priority, goal, and strategies development*
- 3) *Validation*
- 4) *Implementation*
- 5) *Evaluation*

The *information gathering and strategic analysis* process involved the collection of information from multiple sources to assess district performance as well as strengths or accomplishments and challenges. Sources of information included written reports generated by the district and the New Jersey Department of Education, meeting minutes and notes from Board and staff meetings, and anecdotal information from focused discussions with individuals and small groups of internal and external stakeholders. This information was strategically analyzed to determine recurring patterns and themes. From this process, a new vision and mission emerged for the district as well as the State District Superintendent's go-forward action plan.

Issues or challenges arising from recurring patterns and themes resulted in the identification of *four pri-*



*orities – goals aligned with each priority – as well as strategies for goal attainment.* After developing initial drafts of the district's vision, mission, priorities, goals, and strategies, these were presented to, and reviewed by, the Paterson Public School Board. Next, seven community forums were held to solicit additional feedback and input from all stakeholders for the purpose of *validation*. The first forum was organized and sponsored by the Paterson Education Fund to vet the plan with community leaders. The remaining six forums

targeted all stakeholders and were held in the evening at six schools, one in each city ward. In addition, each priority and a sampling of goals and strategies, as well as the new vision and mission, were



shared with 4,000 district teachers, administrators, and other staff during the Superintendent's "All Staff" meeting at the beginning of the 2009-10 school year. Revisions to the draft plan were then made, and after review with the School Board, a narrative was prepared.

Although development and *implementation* of selective strategies were determined to be "urgently needed" by the State District Superintendent, the customary implementation step involves developing project or program prospectuses and action plans that are instituted once approval is given. As noted in this narrative, commencement with implementation of strategies will occur during years one through three.



Each strategy implemented will be assessed annually and a comprehensive *evaluation* of each will occur three years after initial implementation. Information and results gained from evaluations will inform updates or revisions to strategies and the Strategic Plan. An Annual Report for the School Board and the Paterson community will be published to communicate the results of the assessments and evaluation to the School Board, the community, and the New Jersey Department of Education.



Components of *Bright Futures* include a vision for becoming a leader in educating New Jersey's urban youth and a college-ready mission. It further includes core beliefs and values as well as four priorities to which goals and strategies for their attainment are aligned as follows:

**Vision Statement:** To be a leader in educating New Jersey's urban youth

**Mission Statement:** To prepare each student to be successful in the institution of higher education of their choosing and in their chosen career

**Priority I: Effective Academic Programs**

**Priority II: Safe, Caring and Orderly Schools**

**Priority III: Family and Community Engagement**

**Priority IV: Efficient and Responsive Operations**

# *District Priorities*

**Vision Statement:** To be a leader in educating New Jersey's urban youth

**Mission Statement:** To prepare each student to be successful in the institution of higher education of their choosing and in their chosen career

## *Priority I: Effective Academic Programs*

### Goal 1: Increase Student Achievement

- Aligned instructional system
- Extended learning opportunities
- High quality teachers in each classroom
- Restructure schools
- Evaluation of academic programs

### Goal 2: Create Healthy School Cultures

- Effective Schools Initiative
- Attendance and truancy initiative
- Student government associations

### Goal 3: Improve Graduation Rate, Reduce Dropout Rate

- High school renewal initiative
- District-wide K-12 progression plan

### Goal 4: Improve Internal Communication

- Internal communication plan
- Teachers' Roundtable
- Principals' Roundtable
- Students' Roundtable
- Student forums

### Goal 5: Progression Planning For School and Administrative Positions

- Principals' and Assistant Principals' preparation program

### Goal 6: Increase Academic Rigor

- Gifted and talented program
- Honors and advanced placement
- International Baccalaureate program

### Goal 7: Professional development (teachers and administrators)

## *Priority II: Safe, Caring and Orderly Schools*

### Goal 1: Create Schools with Healthy School Cultures and Climates

### Goal 2: Improve Student Discipline

- Review and revise student code of conduct
- Expand alternative schools
- In-school suspension programs
- Professional development (classroom management)

### Goal 3: School Uniforms (elementary/middle)

### Goal 4: Student Advisories

### Goal 5: Character Education

### Goal 6: Review and Revise Student Assignment/School Choice Plan



Goal 7: Clean and safe facilities that meet 21st century learning standards

### *Priority III: Family and Community Engagement*

Goal 1: Create Family and Community Engagement Plan

- Parent/teacher organizations in each school
- District-wide PTA/PTO council
- Ad hoc community-based committees and task forces
- Annual community forums

Goal 2: External Communications Plan

Goal 3: Customer Service Focus (Schools)

- Professional development for all staff
- Translation and interpretation services

Goal 4: Partnerships with Community Organizations, Agencies, and Institutions

- CEO roundtable
- Roundtable for institutions of higher education
- Faith-based initiatives

Goal 5: Full Service Schools (Community Schools)

Goal 6: Parent Education

### *Priority IV: Efficient and Responsive Operations*

Goal 1: Increase Accountability for Performance

- Revise performance appraisal system
- Periodic assessment of services
- Team building at all levels
- Revamp operational procedures
- Automate administrative functions
- Whistle-blowers box

Goal 2: Customer Service Focus

- Improve internal communications
- Improve responsiveness to current and emergent needs district-wide
- Professional development in best practices for operational functions
- Suggestion box (online and at district office)

Goal 3: Increase Capacity

- Reorganize and restructure district administration
- Professional development
- Update technology and instructional applications

# Action Plan

## Bright Futures for Paterson Public Schools 2009-2014

**Goals and Strategies:** Goals and strategies included in the Strategic Plan.

**Implementation Year:** The school year development and implementation will begin.

**Status:** Current status of implementation of the goal or strategy as follows;

PRIORITY I: EFFECTIVE ACADEMIC PROGRAMS			
Goals and Strategies		Implementation Year	Status
<b>Goal 1.1: Increase Student Achievement</b>			
1.1.1	Implement an aligned instructional system <ul style="list-style-type: none"> <li>Curriculum</li> <li>Instructional Model (Strategies)</li> <li>Professional Development</li> <li>Assessment System</li> <li>Direct Support Teams</li> </ul>	2011-12	Planning
1.1.2	Provide extended learning <ul style="list-style-type: none"> <li>Double-dosing</li> <li>Increased academic learning time</li> <li>Before and after school tutorials, remediation, and enrichment</li> <li>Summer school</li> </ul>	2009-10	Complete
1.1.3	Ensure high quality teachers in each classroom	2010-11	Complete
1.1.4	Restructure schools	2009-10	Complete
1.1.5	Evaluate academic programs	2011-12	Planning
<b>Goal 1.2: Create Healthy School Cultures</b>			
1.2.1	Effective Schools Initiative.	2009-10	Complete
1.2.2	Attendance and truancy initiative	2009-10	Complete
1.2.3	Student government associations	2011-12	Planning
<b>Goal 1.3: Improve Graduation Rate, Reduce Dropout Rate</b>			
1.3.1	High School Renewal Initiative	2009-10	Complete
1.3.2	District-wide K-12 Progression Plan	2010-11	Planning
<b>Goal 1.4: Improve Internal Communication</b>			
1.4.1	Internal Communication Plan	2009-10	In Progress
1.4.2	Teachers' roundtable	2010-11	Planning
1.4.3	Principals' roundtable	2010-11	Planning
1.4.4	Students' roundtable	2010-11	Planning
1.4.5	Student forums	2010-11	Planning
<b>Goal 1.5: Progression Planning for School and Administrative Positions</b>			
1.5.1	Principals' and assistant principals' preparation program	2011-12	Planning
<b>Goal 1.6: Increase Academic Rigor</b>			
1.6.1	Gifted and Talented Program	2010-11	Planning
1.6.2	Honors and Advanced Placement	2010-11	Planning
1.6.3	International Baccalaureate	2010-11	Planning

<b>PRIORITY I: EFFECTIVE ACADEMIC PROGRAMS</b>			
<b>Goals and Strategies</b>		<b>Implementation Year</b>	<b>Status</b>
1.6.4	Professional Development	2010-11	Planning
Goal 1.7: Professional Development (teachers and administrators)		2009-10	In Progress

<b>PRIORITY II: SAFE, CARING, AND ORDERLY SCHOOLS</b>			
<b>Goals and Strategies</b>		<b>Implementation Year</b>	<b>Status</b>
Goal 2.1 Create Schools with Healthy School Cultures and Climates			
2.1.1	Effective Schools' Model.	2009-10	In Progress
Goal 2.2 Improve Student Discipline			
2.2.1	Review and revise student code of conduct	2010-11	In Progress
2.2.2	Expand alternative schools.	2009-10	In Progress
2.2.3	Enable in-school suspension programs	2011-12	Planning
2.2.4	Professional development (classroom management)	2010-11	In Progress
Goal 2.3 Implement School Uniform Policy (elementary and middle school)			
2.3.1	School uniform policy & guidelines	2010-11	In Progress
Goal 2.4 Implement Student Advisories		2009-10	In Progress
Goal 2.5 Character Education		2011-12	Planning
Goal 2.6 Review and Revise Student Assignment/ School Choice Plan		2010-11	In Progress
Goal 2.7 Ensure facilities are clean and safe and meet 21st century learning standards			
2.7.1	Short-term facilities plan	2009-10	In Progress
2.7.2	Five-year facilities plan	2010-11	Planning

<b>PRIORITY III: FAMILY AND COMMUNITY ENGAGEMENT</b>			
<b>Goals and Strategies</b>		<b>Implementation Year</b>	<b>Status</b>
Goal 3.1 Create family and community engagement plan			
3.1.1	Parent/teacher organizations in each school	2009-10	Complete
3.1.2	District-wide PTA/PTO council	2009-10	Complete
3.1.3	Ad hoc community-based communities and task forces	2010-11	In Progress
3.1.4	Community forums	2009-10	In Progress
Goal 3.2 Develop an External Communications Plan			
3.2.1	External communication plan	2010-11	In Progress
Goal 3.3 Customer Service Focus			
3.3.1	Professional development	2010-11	In Progress
3.3.2	Expand translation and interpretation services	2011-12	Planning
Goal 3.4 Partnerships with Community Organizations, Agencies, and Institutions			

### **PRIORITY III: FAMILY AND COMMUNITY ENGAGEMENT**

<b>Goals and Strategies</b>		<b>Implementation Year</b>	<b>Status</b>
3.4.1	CEO Roundtable	2010-11	Planning
3.4.2	Higher Education Roundtable	2010-11	Planning
3.4.3	Faith-based initiatives	2009-10	In Progress
<b>Goal 3.5 Full Service Schools (Community Schools)</b>			
3.5.1	Build internal capacity	2009-10	Complete
3.5.2	Create a Full Service Community School Steering Committee	2009-10	Complete
<b>Goal 3.6 Parent Education</b>			
3.6.1	Parent education program	2009-11	Complete

### **PRIORITY IV: EFFICIENT AND RESPONSIVE OPERATIONS**

<b>Goals and Strategies</b>		<b>Implementation Year</b>	<b>Status</b>
<b>Goal 4.1 Increase Accountability for Performance</b>			
4.1.1	Revise performance appraisal system	2011-12	Planning
4.1.2	Periodic assessment of services	2010-11	In Progress
4.1.3	Team building at all levels	2009-10	In Progress
4.1.4	Revamp operational procedures to maximize responsiveness and efficiency.	2010-11	In Progress
4.1.5	Automate or revamp data management systems <ul style="list-style-type: none"> <li>• Data Warehouse</li> <li>• Electronic School Board Agenda</li> <li>• Training</li> </ul>	2010-11	Planning
4.1.6	Whistle-blowers box	2010-11	Planning
<b>Goal 4.2 Customer Service Focus</b>			
4.2.1	Internal Communications Plan	2010-11	In Progress
4.2.2	Improve district office responsiveness to current and emergent needs of schools and district offices	2010-11	In Progress
4.2.3	Professional development in best practices for operational functions	2010-11	In Progress
4.2.4	Electronic suggestion box for internal stakeholders	2010-11	In Progress
<b>Goal 4.3 Increase Capacity</b>			
4.3.1	Reorganize and restructure district administration	2009-10	In Progress
4.3.2	Provide professional development for district staff to improve capacity and performance	2010-11	In Progress
4.3.3	Update technology and instructional applications	2010-11	In Progress



# *Bright Futures: Ten Strategies for Academic Improvement*

1. Improve the quality of teaching
  - a. A quality teacher in each classroom
  - b. An aligned instructional system
    - i. A rigorous, challenging curriculum delivered to all students
    - ii. Instructionally driven professional development
    - iii. Accessible data that is aligned with the curriculum
    - iv. District assistance teams
  - c. Revamping the teacher evaluation system (performance focused)
  - d. Reward schools and teachers for significant academic gains
2. Create healthy organizational cultures in schools and district office
  - a. Full implementation of Paterson Effective Schools' Initiative
  - b. Revise student Code of Conduct
3. Expand school choice options
  - a. Revise the district's School Choice Plan
  - b. More district-wide thematic magnets
  - c. Charter schools
4. Redesign schools
  - a. Smaller Learning Communities
  - b. Reexamine school configuration (K-5, 6-8, 9-12)
  - c. Reexamine schools administrative organization structure
  - d. Institute magnet schools
  - e. Virtual schools and classrooms
5. Institute changes in our instructional delivery system
  - a. Longer school day (increase academic learning time)
  - b. Specialization model in elementary schools
  - c. Extended school year
  - d. Expand advanced academic programming
  - e. Co-teaching
  - f. Reading and math specialists
  - g. Interventions for students reading or numerating below proficient
6. Restructure special programs
  - a. Alternative Education
  - b. Special education
  - c. Bilingual and English as a Second or other Language
7. Increase academic rigor and advanced academic programming
  - a. Gifted and talented program
  - b. Expand honors, advancement placement, and dual enrollment in colleges and universities
  - c. International baccalaureate program
8. Increase standards and expectations for students
  - a. District-wide student progression system for promotion and graduation
  - b. Expectations guide for parents and staff
9. Increase expectations for parents
  - a. Require parent conferences
  - b. Required parent/teacher organizations in all school
  - c. Improve translation and interpretation services
10. Increase management and leadership capacity of district and school administrators
  - a. Revamp performance appraisal system for administrators
  - b. District office review
  - c. Modify and increase expectations of administrators
  - d. Update technology and applications for managing human resource, finance, and student information
  - e. Principal/administrator preparation program

# Student Outcomes

## *School and District Performance Summary (October 2010)*

- 1) Statewide performance on the New Jersey Assessment of Skills and Knowledge (NJ ASK) declined or there was no statistically significant difference overall in Language Arts and Math. Exceptions are grade 5 Language Arts and Math, grade 6 Language Arts, and grade 8 Language Arts.
- 2) The trend for Paterson Public Schools mirrored the State's performance. Similar trends are observed for District Factor Group A which includes Paterson Public Schools.
- 3) The percentage of students performing at or above proficient in Reading and Math remained essentially the same – 36.6% in Language Arts Literacy and 45.9% in Math.
- 4) Science, which is tested in grades 4 and 8, also mirrored the state and DFGA with increases in proficiency observed in grade 4 and small decreases in grade 8.
- 5) Subgroups performance district-wide remained essentially the same in Language Arts Literacy, Math and Science with the exception of Science where General Education increased by 3.2% and both Special Education and Limited English Proficiency declined by 6.6% and 4.2% respectively.
- 6) The district's "In Need of Improvement Status" changed from year 4 to year 5 as a function of performance on test results.



# Student Outcomes (continued)



- 7) May 2010 New Jersey End of Course Biology Test results demonstrate 11.4% of the district's students performing at or above proficient while the DFGA Group demonstrated 20.4% and statewide results were 55.9%.
- 8) Performance of high school students on HSPA and AHSA include (graduation class of 1,092):
  - a. Three hundred thirty six students passed AHSA (30.7%) while 190 or 17.3% did not pass HSPA or AHSA.
  - b. For the first time takers of HSPA for the District—33% performed at or above Proficient in Mathematics and 51.7% were at or above proficient in Language Arts Literacy for the DFGA and State, 44.7% and 74.1% were Proficient in Math, respectively and 62.6% and 87.1% in Language Arts Literacy respectively.
  - c. District performance on HSPA for 2010 is 51.7% Proficient and above—an increase of 2% when compared to 2009 results. Performance in Mathematics increased slightly (1.1%) to 33% Proficient and above.
- 9) School Improvement Status for the district for 2010 reflects 16 schools in years 5-10, 19 schools in years 2-4, 2 schools in year 2 Hold, 8 schools in year 1, 2 schools in year 1 Hold, and three schools not in status. This compares to 15 schools in status years 5-9 (including Holds), 5 schools in years 2-4 (including Holds), 7 schools in year 1 (including Holds) and 5 schools not in status for 2009.

# Student Outcomes (continued)

## Academic

2009/2010 NJASK Grade 3 District Performance Summary									
	2009				2010				
	LANGUAGE ARTS LITERACY				LANGUAGE ARTS LITERACY				
	% Partially Proficient	% Proficient	% Advanced Proficient	% Proficient & Above	% Partially Proficient	% Proficient	% Advanced Proficient	% Proficient & Above	2009/ 2010 +/-
TOTAL	67.1%	32.2%	0.7%	32.9%	68.9%	30.7%	0.5%	31.1%	-1.7%
GENERAL ED.	60.6%	38.5%	0.9%	39.4%	63.0%	36.4%	0.7%	37.0%	-2.3%
SPECIAL ED.	91.4%	8.6%	0.0%	8.6%	94.4%	5.6%	0.0%	5.6%	-3.0%
LMTD. ENG. PROF.	75.9%	23.9%	0.2%	24.1%	75.1%	24.7%	0.2%	24.9%	0.8%
	MATHEMATICS				MATHEMATICS				
	% Partially Proficient	% Proficient	% Advanced Proficient	% Proficient & Above	% Partially Proficient	% Proficient	% Advanced Proficient	% Proficient & Above	2009/ 2010 +/-
TOTAL	49.3%	37.2%	13.5%	50.7%	46.9%	39.1%	14.0%	53.1%	2.4%
GENERAL ED.	43.2%	40.6%	16.3%	56.8%	41.0%	42.8%	16.2%	59.0%	2.2%
SPECIAL ED.	71.8%	21.2%	6.9%	28.2%	72.4%	21.6%	6.0%	27.6%	-0.6%
LMTD. ENG. PROF.	54.6%	35.7%	9.7%	45.4%	52.2%	37.2%	10.6%	47.8%	2.4%

2009/2010 NJASK Grade 4 District Performance Summary									
	2009				2010				2009/ 2010 +/-
	LANGUAGE ARTS LITERACY				LANGUAGE ARTS LITERACY				
	% Partially Proficient	% Proficient	% Advanced Proficient	% Proficient & Above	% Partially Proficient	% Proficient	% Advanced Proficient	% Proficient & Above	
TOTAL	67.9%	31.3%	0.7%	32.1%	70.9%	27.8%	1.3%	29.1%	-2.9%
GENERAL ED.	62.3%	36.7%	1.0%	37.7%	64.5%	33.8%	1.7%	35.5%	-2.2%
SPECIAL ED.	87.8%	12.2%	0.0%	12.2%	91.0%	9.0%	0.0%	9.0%	-3.2%
LMTD. ENG. PROF.	78.3%	21.7%	0.0%	21.7%	80.0%	19.2%	0.7%	20.0%	-1.7%
	MATHEMATICS				MATHEMATICS				2009/ 2010 +/-
	% Partially Proficient	% Proficient	% Advanced Proficient	% Proficient & Above	% Partially Proficient	% Proficient	% Advanced Proficient	% Proficient & Above	
TOTAL	46.5%	41.2%	12.3%	53.5%	47.2%	39.8%	13.0%	52.8%	
GENERAL ED.	41.1%	44.4%	14.5%	58.9%	39.6%	44.7%	15.7%	60.4%	1.5%
SPECIAL ED.	64.6%	29.9%	5.6%	35.4%	73.7%	21.5%	4.8%	26.3%	-9.1%
LMTD. ENG. PROF.	54.1%	38.0%	7.9%	45.9%	52.2%	36.2%	11.6%	47.8%	1.9%
	SCIENCE				SCIENCE				2009/ 2010 +/-
	% Partially Proficient	% Proficient	% Advanced Proficient	% Proficient & Above	% Partially Proficient	% Proficient	% Advanced Proficient	% Proficient & Above	
TOTAL	25.8%	58.6%	15.6%	74.2%	23.1%	63.6%	13.3%	76.9%	
GENERAL ED.	19.8%	61.8%	18.3%	80.2%	14.2%	69.8%	16.0%	85.8%	5.6%
SPECIAL ED.	44.7%	48.9%	6.3%	55.3%	47.8%	46.0%	6.2%	52.2%	-3.0%
LMTD. ENG. PROF.	35.1%	54.7%	10.2%	64.9%	34.8%	56.0%	9.2%	65.2%	0.4%



# Student Outcomes (continued)

## 2009/2010 NJASK Grade 5 District Performance Summary

	2009				2010				
	LANGUAGE ARTS LITERACY				LANGUAGE ARTS LITERACY				
	% Partially Proficient	% Proficient	% Advanced Proficient	% Proficient & Above	% Partially Proficient	% Proficient	% Advanced Proficient	% Proficient & Above	2009/ 2010 +/-
TOTAL	67.1%	32.0%	1.0%	32.9%	66.0%	33.2%	0.8%	34.0%	1.1%
GENERAL ED.	58.6%	40.1%	1.3%	41.4%	57.7%	41.1%	1.1%	42.3%	0.8%
SPECIAL ED.	93.2%	6.8%	0.0%	6.8%	92.6%	7.4%	0.0%	7.4%	0.6%
LMTD. ENG. PROF.	81.1%	18.9%	0.0%	18.9%	79.2%	20.5%	0.3%	20.8%	1.9%
	MATHEMATICS				MATHEMATICS				
	% Partially Proficient	% Proficient	% Advanced Proficient	% Proficient & Above	% Partially Proficient	% Proficient	% Advanced Proficient	% Proficient & Above	2009/ 2010 +/-
TOTAL	51.1%	39.6%	9.3%	48.9%	49.1%	37.9%	13.0%	50.9%	2.0%
GENERAL ED.	44.0%	44.8%	11.2%	56.0%	40.4%	42.8%	16.7%	59.6%	3.6%
SPECIAL ED.	73.8%	22.4%	3.7%	26.2%	74.8%	23.2%	2.0%	25.2%	-1.0%
LMTD. ENG. PROF.	59.5%	34.1%	6.4%	40.5%	60.7%	33.3%	6.0%	39.3%	-1.2%

## 2009/2010 NJASK Grade 6 District Performance Summary

	2009				2010				
	LANGUAGE ARTS LITERACY				LANGUAGE ARTS LITERACY				
	% Partially Proficient	% Proficient	% Advanced Proficient	% Proficient & Above	% Partially Proficient	% Proficient	% Advanced Proficient	% Proficient & Above	
TOTAL	65.3%	34.3%	0.4%	34.7%	67.3%	32.2%	0.5%	32.7%	-2.1%
GENERAL ED.	55.2%	44.2%	0.6%	44.8%	58.2%	41.2%	0.6%	41.8%	-3.0%
SPECIAL ED.	95.4%	4.6%	0.0%	4.6%	91.4%	8.6%	0.0%	8.6%	4.0%
LMTD. ENG. PROF.	85.5%	14.0%	0.4%	14.5%	84.6%	15.4%	0.0%	15.4%	0.9%
	MATHEMATICS				MATHEMATICS				
	% Partially Proficient	% Proficient	% Advanced Proficient	% Proficient & Above	% Partially Proficient	% Proficient	% Advanced Proficient	% Proficient & Above	2009/ 2010 +/-
TOTAL	56.6%	35.4%	8.0%	43.4%	56.7%	36.4%	6.8%	43.3%	-0.1%
GENERAL ED.	47.3%	42.4%	10.3%	52.7%	47.5%	43.3%	9.2%	52.5%	-0.3%
SPECIAL ED.	83.7%	14.7%	1.5%	16.3%	83.8%	15.3%	0.9%	16.2%	0.0%
LMTD. ENG. PROF.	73.4%	24.0%	2.6%	26.6%	69.1%	28.4%	2.5%	30.9%	4.3%

# Student Outcomes (continued)

## 2009/2010 NJASK Grade 7 District Performance Summary

	2009				2010				
	LANGUAGE ARTS LITERACY				LANGUAGE ARTS LITERACY				
	% Partially Proficient	% Proficient	% Advanced Proficient	% Proficient & Above	% Partially Proficient	% Proficient	% Advanced Proficient	% Proficient & Above	2009/ 2010 +/-
TOTAL	58.3%	39.3%	2.4%	41.7%	63.8%	33.1%	3.1%	36.2%	-5.5%
GENERAL ED.	48.4%	48.4%	3.1%	51.6%	53.9%	41.9%	4.2%	46.1%	-5.4%
SPECIAL ED.	89.3%	10.7%	0.0%	10.7%	91.1%	8.6%	0.3%	8.9%	-1.9%
LMTD. ENG. PROF.	80.3%	18.8%	0.9%	19.7%	84.7%	14.5%	0.8%	15.3%	-4.5%
	MATHEMATICS				MATHEMATICS				
	% Partially Proficient	% Proficient	% Advanced Proficient	% Proficient & Above	% Partially Proficient	% Proficient	% Advanced Proficient	% Proficient & Above	2009/ 2010 +/-
TOTAL	62.8%	31.5%	5.7%	37.2%	68.2%	26.1%	5.7%	31.8%	-5.4%
GENERAL ED.	55.2%	37.6%	7.2%	44.8%	59.7%	32.7%	7.6%	40.3%	-4.5%
SPECIAL ED.	88.7%	11.0%	0.3%	11.3%	92.1%	7.6%	0.3%	7.9%	-3.4%
LMTD. ENG. PROF.	76.0%	20.8%	3.2%	24.0%	86.1%	13.2%	0.7%	13.9%	-10.1%

## 2009/2010 NJASK Grade 8 District Performance Summary

	2009				2010				
	LANGUAGE ARTS LITERACY				LANGUAGE ARTS LITERACY				
	% Partially Proficient	% Proficient	% Advanced Proficient	% Proficient & Above	% Partially Proficient	% Proficient	% Advanced Proficient	% Proficient & Above	2009/ 2010 +/-
TOTAL	48.1%	50.6%	1.4%	51.9%	42.4%	55.3%	2.2%	57.6%	5.6%
GENERAL ED.	33.8%	64.2%	1.9%	66.2%	28.4%	68.5%	3.1%	71.6%	5.4%
SPECIAL ED.	81.1%	18.9%	0.0%	18.9%	79.6%	20.4%	0.0%	20.4%	1.5%
LMTD. ENG. PROF.	78.5%	21.5%	0.0%	21.5%	72.5%	27.1%	0.4%	27.5%	6.0%
	MATHEMATICS				MATHEMATICS				
	% Partially Proficient	% Proficient	% Advanced Proficient	% Proficient & Above	% Partially Proficient	% Proficient	% Advanced Proficient	% Proficient & Above	2009/ 2010 +/-
TOTAL	53.7%	34.3%	12.1%	46.3%	57.8%	32.9%	9.4%	42.2%	-4.1%
GENERAL ED.	42.5%	41.4%	16.1%	57.5%	46.3%	41.0%	12.7%	53.7%	-3.8%
SPECIAL ED.	79.6%	17.9%	2.6%	20.4%	90.6%	9.1%	0.3%	9.4%	-11.0%
LMTD. ENG. PROF.	77.9%	18.0%	4.1%	22.1%	76.7%	20.8%	2.4%	23.3%	1.1%
	SCIENCE				SCIENCE				
	% Partially Proficient	% Proficient	% Advanced Proficient	% Proficient & Above	% Partially Proficient	% Proficient	% Advanced Proficient	% Proficient & Above	2009/ 2010 +/-
TOTAL	44.6%	49.5%	5.9%	55.4%	46.7%	48.1%	5.2%	53.3%	-2.2%
GENERAL ED.	34.6%	57.8%	7.6%	65.4%	33.6%	59.3%	7.1%	66.4%	1.0%
SPECIAL ED.	68.8%	28.2%	3.0%	31.2%	80.7%	18.7%	0.6%	19.3%	-12.0%
LMTD. ENG. PROF.	63.2%	36.8%	0.0%	36.8%	74.5%	25.5%	0.0%	25.5%	-11.3%

# Student Outcomes (continued)

2009/2010 HSPA Cycle II Performance Summary Grade 11													
	2009						2010						
	LANGUAGE ARTS LITERACY						LANGUAGE ARTS LITERACY						
	Valid Scale Scores	% Partially Proficient	% Proficient	% Advanced Proficient	# Proficient & Above	% Proficient & Above	Valid Scale Scores	% Partially Proficient	% Proficient	% Advanced Proficient	# Proficient & Above	% Proficient & Above	2009/ 2010 +/-
TOTAL	775	50.3%	49.3%	0.4%	385	49.7%	897	48.3%	49.9%	1.8%	464	51.7%	2.0%
GENERAL ED.	494	27.7%	71.7%	0.6%	357	72.3%	600	30.2%	67.2%	2.7%	419	69.9%	-2.4%
SPECIAL ED.	175	90.3%	9.7%	0.0%	17	9.7%	186	84.4%	15.6%	0.0%	29	15.6%	5.9%
LMTD. ENG. PROF.	136	86.8%	13.2%	0.0%	18	13.2%	163	77.9%	22.1%	0.0%	36	22.1%	8.9%
		MATHEMATICS						MATHEMATICS					
		% Partially Proficient	% Proficient	% Advanced Proficient		% Proficient & Above		% Partially Proficient	% Proficient	% Advanced Proficient		% Proficient & Above	2009/ 2010 +/-
TOTAL	765	68.1%	29.7%	2.2%	244	31.9%	906	67.0%	31.0%	2.0%	299	33.0%	1.1%
GENERAL ED.	491	52.7%	43.8%	3.5%	232	47.3%	603	54.9%	42.3%	2.8%	272	45.1%	-2.2%
SPECIAL ED.	170	97.1%	2.9%	0.0%	5	2.9%	190	92.6%	6.8%	0.5%	14	7.3%	4.4%
LMTD. ENG. PROF.	134	91.8%	8.2%	0.0%	11	8.2%	166	84.9%	15.1%	0.0%	25	15.1%	6.9%

## Percentage Of Students In Grades 3-8 Proficient And Above In Language Arts, Mathematics And Science

	2009	2010	
	Language Arts Literacy		
	% Proficient & Above	% Proficient & Above	2009/2010 +/-
TOTAL	37.3%	<b>36.6%</b>	-0.7%
GENERAL ED.	46.6%	45.5%	-1.2%
SPECIAL ED.	10.7%	10.2%	-0.5%
LMTD. ENG. PROF.	20.6%	21.0%	0.4%
	Mathematics		
	% Proficient & Above	% Proficient & Above	2009/2010 +/-
TOTAL	46.8%	<b>45.9%</b>	-0.9%
GENERAL ED.	54.5%	54.4%	-0.1%
SPECIAL ED.	22.4%	21.6%	-0.8%
LMTD. ENG. PROF.	36.3%	36.3%	0.0%
	Science		
	% Proficient & Above	% Proficient & Above	2009/2010 +/-
TOTAL	64.9%	<b>65.3%</b>	0.4%
GENERAL ED.	73.1%	76.3%	3.2%
SPECIAL ED.	41.3%	34.7%	-6.6%
LMTD. ENG. PROF.	53.4%	49.2%	-4.2%

# Student Outcomes (continued)



## College Readiness Letter for: PATERSON PUBLIC SCHOOL DIST

July 22, 2010  
Code: 317960

SUPERINTENDENT  
PATERSON PUBLIC SCHOOL DIST  
90 DELAWARE AVE  
PATERSON, NJ 07503



011062110

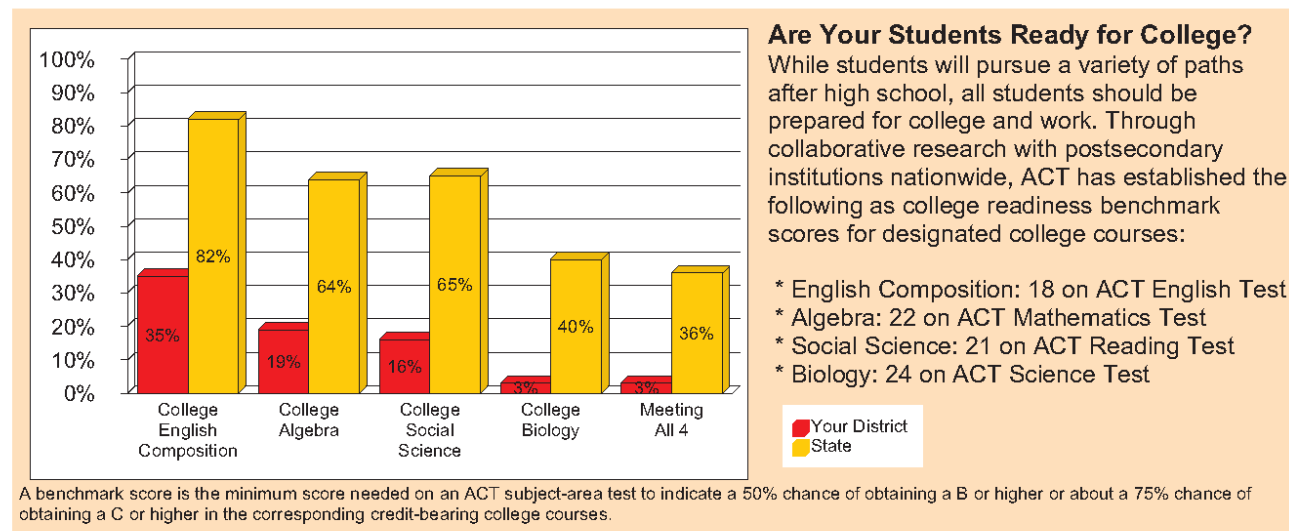
This report reflects the achievement of your graduates on the ACT over time and an indication of the extent to which they are prepared for college-level work. The ACT consists of curriculum-based tests of educational development in English, mathematics, reading, and science designed to measure the skills needed for success in first year college coursework. Table 1 shows the five-year trend of your ACT-tested graduates. From this table you can determine:

- Changes in the number and percentage of participants
- Score changes in subject areas and the ACT composite
- How your graduates compare with state averages

**Table 1: Five Year Trends - Average ACT Scores**

Grad Year	Total Tested		English		Mathematics		Reading		Science		Composite	
	District	State	District	State	District	State	District	State	District	State	District	State
2006	19	7,823	15.3	21.5	17.5	22.2	17.3	22.0	17.0	21.0	16.9	21.8
2007	31	11,132	14.2	21.9	16.6	22.5	16.6	22.4	15.9	21.5	16.0	22.2
2008	13	14,714	15.0	22.6	17.0	23.2	14.9	22.9	16.3	21.7	16.0	22.7
2009	25	17,679	14.6	22.9	16.9	23.5	16.0	23.2	15.9	22.1	16.0	23.1
2010	37	19,177	15.5	23.1	17.6	23.6	16.3	23.2	16.8	22.4	16.6	23.2

**Figure 1. Percent of ACT-Tested Students Ready for College-Level Coursework**



A High School College Readiness Letter has been sent to the Principal of each high school with at least one ACT-tested graduate.

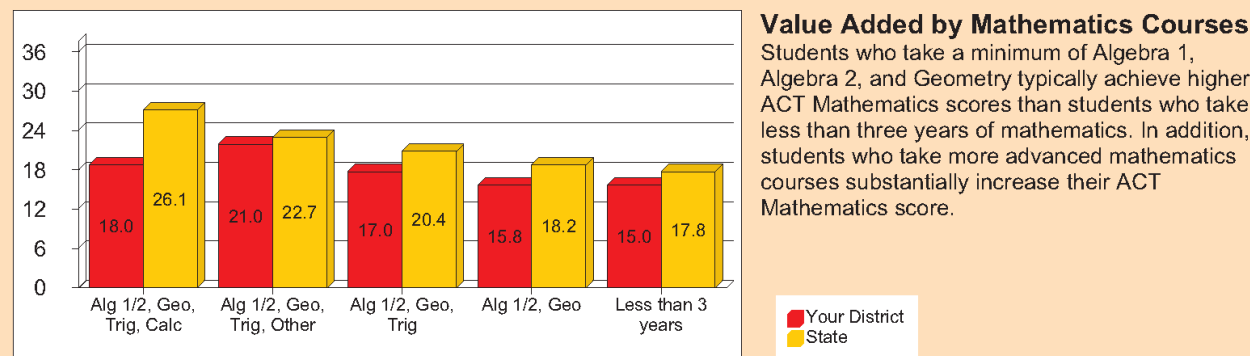


# Student Outcomes (continued)

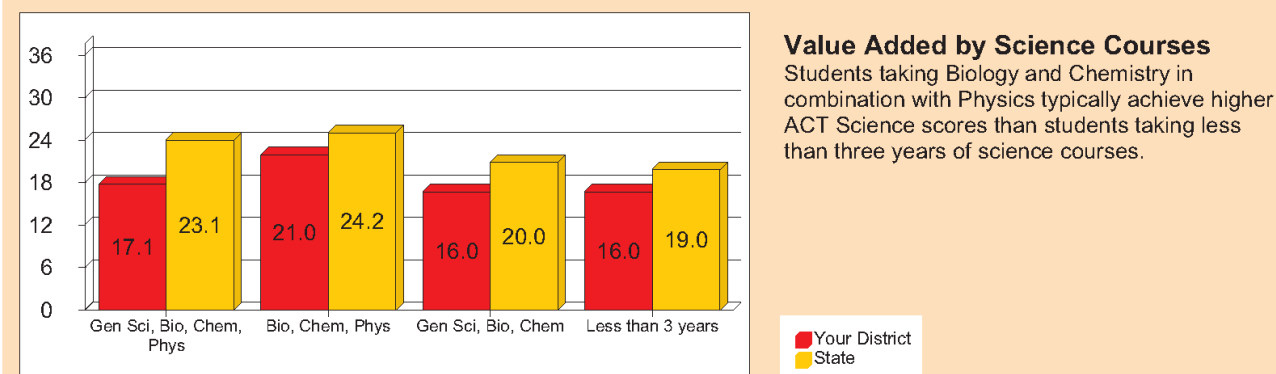
## College Readiness Letter for: PATERSON PUBLIC SCHOOL DIST

ACT Research has shown that it is the rigor of coursework - rather than simply the number of core courses - that has the greatest impact on ACT performance and college readiness. Figures 2 and 3 report the value added by increasingly rigorous coursework in mathematics and science respectively.

**Figure 2. Average ACT Mathematics Scores by Course Sequence**



**Figure 3. Average ACT Science Scores by Course Sequence**



In order to ensure that all students are ready for college and work, an overview of vital action steps is provided.

### College Readiness for All: An Action Plan for Schools and Districts

- 1. Create a Common Focus.** Establish collaborative partnerships with local and state postsecondary institutions to come to a shared understanding of what students need to know for college and workplace readiness. Use ACT's College Readiness Standards and the ACT as a common language to define readiness.
- 2. Establish High Expectations for All.** Create a school culture that identifies and communicates the need for all students to meet or exceed College Readiness Benchmark Scores.
- 3. Require a Rigorous Curriculum.** Review and evaluate the rigor and alignment of courses offered and required in your school in English, mathematics, and science to ensure that the foundational skills leading to readiness for college-level work are taught, reaffirmed, and articulated across courses.
- 4. Provide Student Counseling.** Engage all students in early college and career awareness, help them to set high aspirations, and ensure that they plan a rigorous high school coursework program.
- 5. Measure and Evaluate Progress.** Monitor and measure every student's progress early and often using college readiness assessments like EXPLORE, PLAN and the ACT. Make timely interventions with those students who are not making adequate progress in meeting college readiness standards.

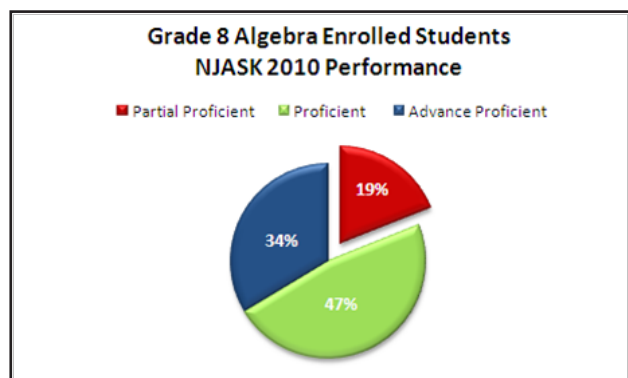
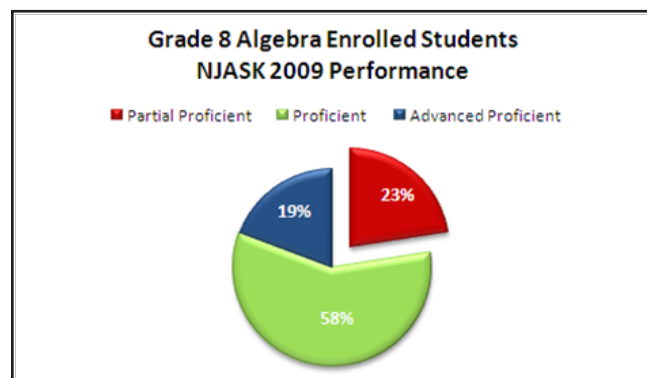
To learn more about these recommended action steps and ACT programs that will help improve college readiness for your students, contact your ACT Regional Director at 508-229-0111 or email [boston@act.org](mailto:boston@act.org).

# Student Outcomes (continued)

## 2009-2010 Grade 8 Algebra Cohort – NJASK Performance (Current Grade 9 Students)

The table and pie charts below provides a summary of last year's grade 8 students who were enrolled in an Algebra course and their performance on the End of Course (EOC) Algebra exam, NJASK 2009 and NJASK 2010 assessments.

	EOC ALGEBRA EXAM		NJASK 2009		NJASK 2010	
# of Grade 8 Algebra Enrolled Test Takers	# Proficient & Above	% Proficient & Above	# Proficient & Above	% Proficient & Above	# Proficient & Above	% Proficient & Above
<b>306</b>	<b>106</b>	<b>35%</b>	<b>237</b>	<b>77%</b>	<b>248</b>	<b>81%</b>



254 students (83%) met or exceeded the Just Proficient Mean on the Patterns & Algebra section of the NJASK 2010. The Just Proficient Mean is the statewide raw score means for students whose scale score is 200 which is considered proficient.

### Current Grade 9 Students

- 130 students (42%) of the 2010 Algebra cohort (306 students) are still enrolled in the Paterson School District.

Current 9th grade enrollment location	
Paterson School District	130
Passaic County Tech.	147
Unknown enrollment	29

- Of the 147 enrolled students at PCTI, 14 students (10%) were partial proficient on the NJASK 2010.
- Of the 29 unknown enrolled students, 9 students (31%) were partial proficient on the NJASK 2010.
- Of the 130 enrolled students in Paterson, 35 students (27%) were partial proficient on the NJASK 2010.

# Student Outcomes (continued)

## *Adequate Yearly Progress*

### *Paterson Public Schools School Improvement Status Summary SCHOOL YEAR 2010-2011*

#### SCHOOLS NOT IN STATUS (3 SCHOOLS: 2 ELEMENTARY:1 SECONDARY)

NSW	Rosa Parks High School
Roberto Clemente	

#### \*YEAR 1 – EARLY WARNING (9 SCHOOLS: 7 ELEMENTARY: 2 SECONDARY)

School 1 (Hold)	School 19
School 2	School 24
School 7	Academy High School
School 11	International High School (Hold)
School 14	

#### YEAR 2 – SCHOOL CHOICE (7 ELEMENTARY)

School 3	School 29
School 9	Urban Leadership Academy (Hold)
School 25	Alexander Hamilton Academy
School 28	

#### YEAR 3 – SUPPLEMENTAL SERVICES (1 ELEMENTARY)

School 27

#### YEAR 4 – CORRECTIVE ACTION (1 ELEMENTARY)

Edward Kilpatrick

#### YEAR 5 – PLANNING FOR RESTRUCTURING (2 ELEMENTARY)

School 6/APA	School MLK
--------------	------------

#### YEAR 6 RESTRUCTURING – (5 ELEMENTARY)

School 8	School 26
School 18	New Roberto Clemente
School 21	

#### Year 7 (2 ELEMENTARY)

School 13	Frank Napier School of Technology/BUILD
-----------	---

#### YEAR 8 RESTRUCTURING (3 SCHOOLS: 1 ELEMENTARY: 2 SECONDARY)

School 20	Eastside High School
	John F. Kennedy High School

#### YEAR 10 RESTRUCTURING (4 ELEMENTARY)

School 5	School 12
School 10	School 15

# Student Outcomes (continued)

## Attendance

<i>PATERSON PUBLIC SCHOOLS AVERAGE DAILY ATTENDANCE</i>		
YEAR	ELEMENTARY	HIGH SCHOOL
2008-2009	93%	89%
2009-2010	94%	89%

## Graduation/Drop Out

<i>PATERSON PUBLIC SCHOOLS GRADUATION/DROPOUT RATE*</i>									
GRADUATION YEAR	TOTAL STUDENTS**	GRADUATED		DROPOUTS		TRANSFERS		OTHER	
		#	%	#	%	#	%	#	%
2009	2112	964	45.60	435	20.60	470	22.25	243	11.50
2010	1960	987	50.36	350	17.86	400	20.41	223	11.38

\*The "Four-Year Cohort Method" was used to calculate the Graduation/Dropout rates

\*\*Total students entering 9th grade as a "cohort"

<i>PATERSON PUBLIC SCHOOLS 2010 POST-GRADUATION PLANS</i>		
CATEGORY	STUDENTS	PERCENTAGE
Total Students Enrolled (Seniors)	1105	N/A
Total Received Diploma	863	78.09
Four-Year College	253	22.89
Two-Year College	349	31.58
Trade/Technical/Certified Program	69	6.24
Undecided	110	9.95
Military	25	2.26
Employment	57	5.15



# District Accomplishments

*May 2009 to January 2011*

## *By Priority*

### *PRIORITY I: Effective Academic Programs*

- Completed development of Bright Futures, the Strategic Plan for Paterson Public Schools.
- Assembled a High School Renewal Steering Committee to develop school improvement strategies for the district's high schools.
- Restructured Schools
  - Eastside High School
  - School 4, Frank Napier School of Technology
- Created the Paterson Effective Schools' Initiative to change the culture in district schools and the district office
- Expanded alternative schools in the district – Opened Destiny and Yes Academy and expanded Silk City Academy which tripled the number of Alternative Education student stations in the district.
- Building capacity among principals and Superintendent's Cabinet.
  - Team building and leadership development for Cabinet
  - Management and leadership development among principals
  - Effective Schools and effective teaching practices
  - Building healthy school cultures
  - Instructional leadership
  - Aligned instructional systems
  - Principles of management
  - Family and community engagement
  - Customer service orientation
  - Balanced leadership
  - Team building
  - Data driven instruction
- Re-assigned principals to schools to accomplish a more effective "goodness of fit" to improve student achievement.
- Rosa Parks High School received Bronze recognition from *U.S. News and World Report* as one of the nation's best high schools.
- Academic interventions currently being provided to each district student performing below proficient in mathematics and/or language arts literacy on NJASK and HSPA.
- In three years, we successfully improved our QSAC performance achieving above 80% in three of five DPR areas: Operations 73% to 85%; Personnel 60% to 90%; and Governance 11% to 88%
- 122 students obtained perfect math scores on the 2010 NJASK – three of these students also received perfect scores on either science or language arts.
- Opened first curriculum-based, student-run credit union in New Jersey (at JFK High School)
- Competitive grants procurement
  - Full-service Community Schools - \$2.3 million (5 years)
  - Talent 21 (Technology) - \$2.1 million (5 years)

# District Accomplishments (continued)

## *PRIORITY II: Safe, Caring and Orderly Schools*

- Partnered with the City Council, School Board, and the Mayor's Office on citywide initiatives to reduce violence.
- Uniforms in most district elementary and high schools.

## *PRIORITY III: Family and Community Engagement*

- Completed development of a comprehensive Family and Community Engagement Plan.
- Opened the district's first Full-Service Community School at School 5. In subsequent years, New Roberto Clemente, Frank Napier Jr., and Eastside High School are projected to become community schools.
- Held community forums throughout the district focusing on various topics and issues including components of the Strategic Plan, restructuring schools, and college readiness.
- Established parent-teacher organizations in each school.
- Established a district level PTA/PTO Council of Presidents that meets with the Superintendent once monthly.

## *PRIORITY IV: Efficient and Responsive Operations*

- Restructured district operational departments to increase efficiency and responsiveness.
  - a. Facilities
  - b. Human Resources
  - c. Finance
- Provided professional growth and development to Superintendent's Cabinet on team building.
- Re-organized district office staff.
- Entered into a Shared Services Agreement with the City of Paterson.
  - a. Hinchliffe Stadium and Bauerle Field as well as a Memorandum of Understanding for the city's Armory.
  - b. Technology services
  - c. School resource officers
  - d. Recreation services
- Consolidated district office staff and services into one facility at 90 Delaware Ave.



## District Accomplishments By School

School	Grade Level	Enrollment	Recognitions	Partnerships	Grants
Academy of Earth and Space Science (PANTHER)	9-12	240	<p>2009-2010 Bill Gates Millennium Scholar</p> <p>2009-2010 PANTHER/District NJ Teacher of the Year</p> <p>2010-2011 Martin Luther King Jr. Youth of the Year Service Award</p> <p>Paterson Tree Lighting Ornament Award</p> <p>NJCDC Paterson Youth Council</p> <p>PCCC Poetry Contest: Honorable Mention</p> <p>Bank of America Youth of the Year</p> <p>Paterson District Math/Science Fair- 2nd and 3rd Place</p> <p>Latino Promise Youth Award</p> <p>Four students receive Ridgewood Women's Club Scholarship Award</p> <p>Football 2nd Team All County</p> <p>Softball/ All County Honorable Mention</p> <p>Soccer All State, Honorable Mention</p> <p>Track /1st Team All County</p> <p>Golf/2nd Team All County</p> <p>PANTHER SGA</p> <p>RYLA-</p> <p>Great Falls Youth Corps:</p> <p>Mock Trial- Passaic County Court</p> <p>Law Day- Passaic County Court</p> <p>National History Day (2009-2010,2010-2011) Seton Hall University</p> <p>Website for Universal Minds: Social/political Awareness, RealParty.web.com</p> <p>Jean Drive for Teenage Homeless</p> <p>Teen Summit: Drugs and Violence awareness</p> <p>Making Strides against Breast Cancer: Walk</p> <p>NY Aides Walk: Aides Awareness</p> <p>Kids Making Change/ Leukemia &amp;Lymphoma Society: Pennies for Leukemia</p> <p>CUMAC/ECHO: Changing People, Changing Lives: Food Drive , Clothing Drive</p> <p>Angel Tree Project:</p> <p>City Serve: Great Falls Clean Up Project</p> <p>St Paul's : After School Program/Tutoring</p> <p>STEM: Service Learning Tutoring Program</p> <p>CYBER Safety</p> <p>Paterson Youth Council</p> <p>Interact Job Shadowing</p> <p>NJ Robotics /PCCC</p> <p>PANTHER Shift: "Enough is Enough", Stop the Violence Project.</p>	<p>FDU Farleigh Dickinson University:</p> <p>PCCC</p> <p>Ramapo College-Upward Bound</p> <p>Syracuse University-Summer College</p> <p>Rutgers University</p> <p>TEOP/Technical Enrichment Outreach Program</p> <p>Latino Promise</p>	Donors Choose Grant

School	Grade Level	Enrollment	Recognitions	Partnerships	Grants
Academy of Education and Training (PPTA)	9-12	175	<p>January, 2010: Ms. Natica Mills was elected 2010-2011 New Jersey Teacher of the Year</p> <p>May, 2010: Ms. Kenia Nunez was elected to the Governor's Teacher Recognition Program</p> <p>Two students were awarded certificates of achievement for completion of 2010 Career Summer Institute</p>	<p>William Paterson University</p> <p>Future Educators Association (FEA)</p> <p>Girl Scouts of Northern New Jersey</p> <p>Ramapo College</p>	<p>MAST Grant: Math, Science and Technology through William Paterson University</p> <p>Ms. Niechette Charles just received a grant from National Cristina Foundation Partner Network</p>
Academy of Health Science (HARP)	9-12	265	N/A	<p>University of Medicine &amp; Dentistry of New Jersey (UMDNJ)</p> <p>Passaic County Community College (PCCC)</p> <p>Montclair State University</p> <p>William Paterson University</p> <p>Essex County Community College</p> <p>Bergen Community College</p> <p>St. Joseph's Hospital &amp; Medical Center</p> <p>VA Hospital-East Orange</p> <p>Paterson Board of Health</p> <p>NJ Dental Association</p> <p>Delta Foundation, Inc</p> <p>Various Medical Offices-Physical Therapy, Doctor's Offices</p>	<p>Delta Foundation Grant</p> <p>21<sup>st</sup> Century Afterschool Program (WIB)</p>
Alexander Hamilton Academy (AHA)	K-8	415	Alexander Hamilton Academy won the district Social Studies Quiz Bowl Event	<p>City Green, Wyckoff</p> <p>Alexander Hamilton Foundations</p> <p>Paterson YMCA</p>	<p>Oral Health Grant from Delta Dental for \$4,611.42</p> <p>Field Trip grant from Target for the children to go to Weiss Ecology Center in Ringwood for \$700</p>
Dale Ave	Pre-K -1	335	N/A	Westbrook Middle School	N/A
Don Bosco Tech	8	230	N/A	N/A	<p>21st Century Interactive Whiteboard Classroom Initiative</p> <p>Optimum Lightpath Transforming Education with Technology Grant (\$10,000 November 10,2010)</p>



School	Grade Level	Enrollment	Recognitions	Partnerships	Grants
Dr. Frank Napier School of Technology/BUILD Academy	5-8	660	N/A	Eva's Village	N/A
Eastside H.S.: School of Information Technology (SOIT)	9-12	597	SOIT student, has had several poems published in the national literary magazine, <i>Teen Ink</i> , this past winter (2010)	School-based Youth Services  Ramapo College  Passaic County Community College  MSG Varsity  Center City Mall  St. Luke's Baptist Church  NJ Community Foodbank	N/A
Eastside H.S.: School of Government & Public Administration	9-12	579	JROTC Program recognized as Honor Unit with Distinction (national)  Recipient of the MLK Recognition Award, local Paterson  1 cadet selected for the Embry-Riddle Aeronautical Award (State)  7 cadets selected for Paterson Youth Council (local)  1 cadet selected for Paterson Youth Guidance Commission (local)  2 cadets selected for Goodwill Ambassador Program(local)  1 cadet selected for the United States Army Recruiting Command Award (State)  State Champions- Raider Team (State)  The Principal was inducted into the NJSIAA (State) Hall of Fame  Mrs. Ana Alea received the "Teachers Who Rock Award" from WRHD  Mrs. Lisa Vainieri received an achievement award from the Paterson Education Foundation	Paterson Rotary  New Day Community  William Paterson University  Paterson Education Fund  United States Army  MSG Networks and Programming for 2010-2011  Fairleigh Dickinson  Berkeley College  Passaic County Community College  United Way of Passaic County Preakness Health Center  Passaic County Clerk's Office  Paterson Municipal Court  Paterson City Council  Control Security Services  Paterson Police Department  New Jersey State University	MAST (Math and Science Teachers) Grant  REFORMS Grant
Eastside H.S.: School of Culinary Arts, Hospitality & Tourism	9-12	604	National Honor Society	DECA (Distributive Education Clubs of America)  FBLA (Future Business Leaders of America)  Johnson & Wales University  Hudson Community College  St. Josephs Hospital  Paterson Public Schools (Food Services)  Community Food Bank of NJ (Irvington, NJ)  Holiday Inn (Saddle Brook, NJ)  Performance Food Group (AFI)  MSG Varsity (Elvin Wong)	N/A

School	Grade Level	Enrollment	Recognitions	Partnerships	Grants
Edward W. Kilpatrick	K-5	415	Two students received District recognition for perfect math scores on 2010 NJASK	St. Luke's Baptist Church Mt. Zion AME Church	N/A
Garrett Morgan Academy Of Transportation & Engineering (GMA)	9-12	115	GMA Student attended the NJ Governor's School of Engineering in the Summer of 2010 at Rutgers University  GMA Teacher was recognized as a National Board Certified Teacher in the concentration of adolescent Physics, Kenrick Ramdath	New Jersey Community Development Corporation  State farm Insurance  Rutgers University  Port Authority of NY/NJ  BMW of North America  Rail Road Construction  NJIT  Langan Engineering  ARC Project (Tunnel)  Edwards and Kelsey Engineering  Howard / Stein-Hudson Associates  Rutgers CAIT  New Jersey Law and Public Safety (Attorney General's Office)  North Jersey Transportation Planning Authority  ACE Mentoring	State Farm Insurance \$15,000 via NJCDC for GMA  Rutgers Univ. CAIT Summer Institute \$40,000 via NJCDC for GMA  SES Americom \$15,000 for Robotics via NJCDC for GMA  U.S. Dept. of Transportation \$95,874.80 via PPS for GMA
Great Falls Academy (GFA)	9-12	35	N/A	Salvation Army's Angel Tree Gift Collection  Montclair State University's Department of Education & Social Work  Paterson Youth Services Bureau  Probation Department  Juvenile Justice/Court System	N/A



School	Grade Level	Enrollment	Recognitions	Partnerships	Grants
International High School	9-12	380	N/A	TEOP/F.D.U  William Paterson University Education & Anthropology Departments  William Paterson University- International Education Programs Service  Passaic County Water Commission  Passaic County Council of the Arts  New Jersey Community Development Corporation (NJCDC)  Alpha Phi Alpha Fraternity, Inc. Male Mentoring Program  Hispanic Heritage Council of the Arts  Montclair University  College of New Jersey  Kean University  American Red Cross  Passaic County Sheriff's Department	EF Education Firs  US-NJ-India P  IUOE Local 68 Charity Fund
JFK High School	9-12	2010	<u>Kathleen Renegar</u> , awarded New Jersey Teacher of the year from New Jersey Studies Academic Alliance and awarded New Jersey Teacher of the year from N.J. State National History Day Committee  <u>Vincent Marchese</u> , Mayor Torres awarded him the honor of having his photo of the Paterson Falls serve as the official image of the Great Falls National Park	Berkeley College with B.T.M. Academy  Passaic County Community College  MSG Varsity with Academy of Communications, Arts, and Services  North Jersey Federal Credit Union with B.T. M. Academy  Paterson Education Fund	Target Field Trip Grant (\$800.00), 2010 Awarded to art teacher Ms. So Yoon Lym  The General Education Development Testing Service (\$900.00) 2010 Honorarium to J.F.K. H.S. for administering a GED Fall Item Tryout Study  Lowe's Charitable and Education Foundation for the Toolbox for Education (\$2600) 2010 for the Green Club to beautify school grounds
Martin Luther King, Jr. Educational Complex	K-8	855	Sixteen (16) students received district recognition for achieving a perfect score on the 2010 NJ ASK.  Two students received perfect scores in both Math and Science.  Ms Myra McDonald is the recipient for the grant program at Montclair State University for Reading Specialist through PPS.	New Jersey Mathematics and Science Partnerships Program, William Paterson University	2009-2010-Reclaiming Educational Foundations of Rigorous Mathematics and Science Grant (REFORMS)  2009-2010 /2010-2011-Professional Learning Community Grant from the district

School	Grade Level	Enrollment	Recognitions	Partnerships	Grants
New Roberto Clemente	K-8	740	<p>American Lung Association – Asthma Friendly School Award</p> <p>Ms. Philomena Adams is National Board Certification</p> <p>Ms. Lisa Meyer - Cambridge Who's Who for Outstanding Career Leadership</p> <p>Ms. Kristy Wellins - 2010 Global Virtual Classroom Website Building Competition – 2<sup>nd</sup> Place</p> <p>Ms. Beverley Kovach – Verizon/Partnership for a Drug-Free NJ Achievement</p> <p>Passaic County College Poetry Contest Winner</p> <p>Passaic County College Poetry Contest 1<sup>st</sup> Runner Up</p> <p>12 students receive bicycles Passaic County AAA Award for Bicycle Safety</p> <p>Children Who Make a Difference Award</p>	<p>William Paterson University</p> <p>Rowan University Center for Addiction Studies &amp; Awareness</p>	<p>Ms. Antonietta Simone-Toth – TEACH grant for Master's Program</p> <p>Ms. Kelly Charles - Montclair State University Master's Program/ Reading Specialist Endorsement</p> <p>Ms. Donna Gilmore – Montclair State University Master's Program/ Reading Specialist Endorsement</p>
Norman S. Weir	1-8	250	<p>2010: Fire Prevention Contest winners</p> <p>2010: Student winner of the Fire Prevention Poster Contest</p> <p>2010: National Reading is Fundamental Grand Prize Winner</p> <p>2010: Student honored by MLK Youth Council Community Service Award</p> <p>2010: Dr. Dorset UN Ambassador/ Secretary of Education Guest Speaker</p> <p>2010: Commissioner Schundler guest reader Read across America</p> <p>2010: Student places 1<sup>st</sup> in the PCCC Poetry Contest</p> <p>2010: Nine students receive Honorable Mention in the PCCC Poetry Contest</p> <p>2009: Sharon Robinson Book Signing</p> <p>2009: Fire Safety winners</p>	<p>2009-2010</p> <p>YMCA</p> <p>William Paterson University</p> <p>Passaic County Community College</p> <p>Panther Academy</p> <p>Harp Academy</p> <p>Boy and Girls Club</p> <p>2010-2011</p> <p>Boys and Girls Club</p> <p>William Paterson University</p>	<p>2010 Target School Library makeover</p> <p>(book award in the amount of \$500 was received for our classroom libraries)</p> <p>2009: \$5000 baby grand piano from Dr. Marcus</p>





School	Grade Level	Enrollment	Recognitions	Partnerships	Grants
Paterson Adult School	9-12 & Adults	980/105	N/A	<p>Workforce Investment Board of Passaic County</p> <p>Workforce Learning Link</p> <p>Passaic County One Stop</p> <p>Passaic County Workforce Development Center</p> <p>New Jersey Department of Labor and Workforce Development</p> <p>Department of Vocational Rehabilitation Services</p> <p>Volunteers of America</p> <p>Passaic County Technical Institute</p> <p>Passaic County Community College</p> <p>The City of Paterson's Park and Restoration Department</p> <p>St. Joseph's Hospital and Medical Center</p> <p>Our Lady of Lourdes Church</p> <p>The Greater Abundance Church</p> <p>Camp Vacamus for Youth</p> <p>Oasis</p> <p>Paterson Task Force</p> <p>Paterson Community Development</p> <p>Total Life-Straight and Narrow</p> <p>Planned Parenthood</p> <p>St. Elizabeth's Church, Wyckoff, NJ</p> <p>Hyacinth Foundation</p> <p>Rutger's Cooperative – Nutrition</p> <p>William Paterson University</p> <p>Berkeley College</p> <p>Lincoln Technical Institute</p> <p>Montclair State University</p> <p>Dover College</p> <p>Universal Technical Institute</p> <p>Greenbaums</p> <p>Father English</p> <p>Memorial Day Care</p> <p>Paterson City Hall</p> <p>MSG Varsity</p> <p>Pariser Industries</p>	<p>New Jersey Department of Labor and Workforce Development, Title II, Adult Education and Literacy</p> <p>Passaic County Workforce Development (GED)</p> <p>Passaic County Workforce Development Center (Workforce Learning Link)</p> <p>New Jersey Department of Labor and Workforce Development Center – New Jersey Youth Corps</p> <p>Passaic County Workforce Development Center – New Jersey Youth Corps</p> <p>New Jersey Department of Education – National History Day</p> <p>Paterson Education Fund</p>
Public Safety Academy (PSA)	9-12	90	N/A	Youth Self Development	Century 21 Community Learning Center

School	Grade Level	Enrollment	Recognitions	Partnerships	Grants
Roberto Clemente	1-4	410	<p><b>Fall 2009</b></p> <p>Bicycle Safety Essay Contest – 5 winners – each child received a bicycle.</p> <p>Fire Prevention Contest – 2009 – 7 winners</p> <p>Passaic County Fire Prevention Contest – 1 winner - \$50.00</p> <p>Spring 2010</p> <p>Paterson Student Poetry Contest (PCCC) – 1 winner – 2<sup>nd</sup> place</p> <p>Read Across America – 1 winner – 2<sup>nd</sup> place</p> <p>Passaic County Calendar Contest – 2 winners</p> <p>District Science Fair 2010 – 1<sup>st</sup> place winner – grade 4</p> <p>2<sup>nd</sup> place winner – grade 1</p>	<p>Ramapo High School</p> <p>KPMG Organization</p>	N/A
Rosa Parks High School	9-12	240	<p>New Jersey Monthly ranked RPHS 3rd in Passaic County for academics</p> <p>US News &amp; World Report Bronze Recognition for one of Nation's Best High Schools</p> <p>Algonquin Arts Theater Rising Stars Competition 3 RPHS won</p>	<p>New Jersey Nets</p> <p>Amtrak</p> <p>Noon Rotary Club</p> <p>Paterson Great Falls Rotary</p> <p>Alpha Kappa Alpha Sorority, Inc.</p> <p>St. Joseph's Hospital</p> <p>Alpha Phi Alpha Fraternity, Inc.</p> <p>NJPAC</p> <p>Raymond Pellington Post #77</p> <p>City Council</p> <p>Passaic County Freeholders</p> <p>County Prosecutor's Office</p> <p>Harbor House</p> <p>Paramus Veterans' Hospital</p> <p>Women's Auxillary of Clifton, NJ</p> <p>Buckingham House - Day Center for Senior Citizens</p>	<p>Jazz House for Kids (Montclair, NJ) RPHS students receive scholarships to participate in the summer program.</p>



School	Grade Level	Enrollment	Recognitions	Partnerships	Grants
S.T.A.R.S. Academy	Special Ed.	85	N/A	UMDNJ – Dr. Dan Baker Bloomfield College Passaic County Community College CASA CUMAC Paterson Museum Foundations for the Handicapped, Wayne Stop & Shop OASIS Danforth Library Passaic County Community College – Culinary School Passaic County Community College – Day Care Agape Ministries Eva's Village	Community for Education Foundation – New York 2009 – 2010 school year: <u>Overcoming Obstacles Life Skills Program</u>
School No. 1	PreK-6	320	21 <sup>st</sup> Century Interactive Whiteboard Classroom Initiative 2010-2011 Recipient of eight Eno –Boards Pearson 2010-2011 Student Completion of IPM for Success Maker Program	A is for Applebee's Student Incentive Program T.L. Cannon YMCA After School Program Paterson Great Falls Rotary Club Marine Corps Reserve Toys for Tots Program	William Paterson University Math and Science Grant City Green Grant
School No. 2	K-8	540	City Sponsored Bicycle Essay Contest: 16 students grades 3-4 received a new bicycle MLK Recognition Award	N/A	NJ Community Foundation (GUF Environmental Group) NJ Community Foundation (Trip to Sedge Island Wildlife Center) REFORMS Grant Rutgers University Grant (Rutgers Agricultural Garden) NJ Community Foundation (Trip to Costa Rica) Citi Green Donor Choice (received Color Laser printer)

School	Grade Level	Enrollment	Recognitions	Partnerships	Grants
School No. 3	K-8	475	<p>2010 Perfect NJASK Scores: Enriquez Maria, Ramirez Carlos</p> <p>2010 Teacher Champion City Green</p>	<p>21st Century Youth Program at William Paterson University</p> <p>Coordinated Early Intervening Services</p> <p>Extended Day Program</p> <p>Academic Station SES Program</p> <p>Leukemia &amp; Lymphoma Society Pennies for Patients Collection</p> <p>Learn It after school program</p> <p>Family and Neighborhood Schools (FANS)</p> <p>Reading Is Fundamental (RIF) Program</p> <p>Rutgers Cooperative Extension Service Nutrition Education</p> <p>NJ Family Care School Outreach Enrollment</p> <p>"Shoes That Fit"</p> <p>Weekly Fluoride Rinse is done with Grades K, 1 &amp; 2. The fluoride is provided through the Dental Clinic 176 Broadway</p> <p>Procter &amp; Gamble "Always Changing 5th Grade Puberty Education Program"</p> <p>Smile Program Mobile Dentists</p> <p>The Literacy Empowerment Foundation,</p>	<p>Talent 21 Grant William Paterson University</p> <p>District Wide Eno-Board Grant</p>





School	Grade Level	Enrollment	Recognitions	Partnerships	Grants
School No. 5	1-8	810	<p>2009-2010</p> <p>Student Finalist at The NJ Spelling Bee</p> <p>Poetry Contest winners (First Place, Second and third) at the PCCC Poetry Contest</p> <p>First Place Essay Winner at the Dr. Seuss Read Across America district essay contest</p> <p>National Honors Junior Society</p> <p>NJ Teacher of the Year</p> <p>NJ Governor's Teacher of the Year</p> <p>2010-2011</p> <p>Passaic County Clerk Annual Poster Calendar Contest – Honorable Mention</p> <p>Fire Prevention Contest Winner – Office of The Mayor</p> <p>Mr. Michael Renn – Recipient of a service project grant in his capacity as President of the Local Chapter for Thrivent Financial- Operation Goodie Bag – Mr. Renn involved the entire student body in preparing goodie bags to be sent to the armed forces, police officers and fire fighters. (Dec. 2010)</p> <p>Esther Perez, Instructional Assistant – Received recognition at the White House as part of Vice President Biden's Hispanic Heritage Month: Recognizing Hispanic Women (October 2010).</p>	<p>2009-2010</p> <p>City of Paterson Recreation Department (Cheerleading Squad, Basketball League)</p> <p>WPU Student Middle School Summer Program and Professors in Residence</p> <p>NJCDC – NJ After 3 After School Program</p> <p>Rutgers University – Parent Nutrition Workshops and Nutrition lessons offered to students in grades 1 and 2</p> <p>City Green Environmental Project</p> <p>2010-2011</p> <p>Full Service Community School – Project Partnership with NJCDC</p> <p>City of Paterson Recreation Department (Cheerleading Squad, Basketball League)</p> <p>WPU Student Middle School Summer Program</p> <p>Rutgers University – Parent Nutrition Workshops and Nutrition lessons offered to students in grades 1 and 2</p> <p>City Green Environmental Project</p>	N/A
Academy of Performing Arts at School No. 6	K-8	525	<p>Zachary Downer 8th Grade Mrs. Hinton Class H.R. 102, Mr. Broadway, D.E.A. Title (Dance Educators of America) (Mr. D.E.A.)</p> <p>Samantha Calderon 8th Grade Mrs. Jones H.R. 103 2nd Place Marinera Nortena Dance Competition in Peru 1st Place Marinera Nortena Dance Competition in Washington D.C.</p> <p>Alis Weaver 8th Grade Mrs. Hinton Class H.R. 102 2010 Mayor's Award for Softball</p> <p>Kimanie Robinson 8th Grade Mrs. E. Jones January 17, 2010 Martin L. King Award I have a dream Poetry Contest St. Luke Baptist Church</p> <p>Mrs. Kimberlynn Wimberly Teacher Of The Year 2009 – 2010 Mrs. Ayanna Gass N.J.Governor's Teacher Recognition Award 2009-2010</p>	N/A	N/A
School No. 7	5-8	260	<p>History Day participant</p> <p>Leadership NJ CDC student chosen two years in a row</p> <p>Selected as a Professional Development School WPU Art Program/Garden State Grant</p> <p>Instructional team developed an International Studies program that was Board approved for grades 6-8</p> <p>Instructional Leadership Team selected to present at NAAC 21<sup>st</sup> Annual Conference</p> <p>Chicago, Illinois</p> <p>Selected for a visit from a team of administrators and educators from the Netherlands /Garden State Grant</p> <p>NAEP Assessment 8<sup>th</sup> grade students</p>	<p>William Paterson University</p> <p>NJPIRC New Jersey Parent Information Resource Center</p> <p>Tools 4 Schools/NJ Community Food Bank</p> <p>Common Threads (non-profit organization)</p>	<p>Garden State Grant/WPU</p> <p>CAP Child Assault Prevention/Anti-Bullying Program</p> <p>Rutgers Nutrition Awareness</p> <p>Rowan University Social Norms Grant</p>

School	Grade Level	Enrollment	Recognitions	Partnerships	Grants
School No. 8	K-8	540	N/A	Paterson PAL Wyckoff Reformed Church	N/A
School No. 9	K-8	1215	Partnership for a Drug Free NJ/Verizon 2009 Passaic County Poster Contest Fire Prevention Poster Contest SEPA (Science Education Partnership Award from NIH (National Institute of Health) Scholarship Recipient and Presenter at national conference, April 2010 Take a Hit at Helping Haiti, Show You Care and Make It Snow! Fundraiser-Donated \$500.00 to the Red Cross 2009-2010 National Junior Honor Society 2009-2010 National Junior Honor Society Members donate \$1,645.00 to UNICEF 2009-2010 National Junior Honor Society Members donate \$500.00 to St. Jude's 2009-2010 National Junior Honor Society Members donate \$250.00 to Shriner's Hospital 2009-2010 National Junior Honor Society Members donate \$250.00 to Eva's Kitchen 2010-2011 National Junior Honor Society Members donate Thanksgiving Can Drive (Pantry at St. Paul's Church in Paterson) \$60.00 16 boxes filled with various canned foods 2010-2011 National Junior Honor Society Members donate \$1,216.00 to UNICEF 2010 TEACHER OF THE YEAR Governor Corzine's Board of Directors of the State of New Jersey's Educational Opportunity Fund (2007-Present)	Montclair State University William Paterson University	William Paterson University (Reforms Grant) 21 <sup>st</sup> Century Interactive White Board Grant Epidemiology and the Energy Balance Equation Grant Hoffman La Roche Professional Development Grant (Paterson Education Fund) Donor's Choice Collect It... Test It... Analyze the Data (Science equipment for testing water in the field)
School No. 10	K-8	550	District recognition of two students scoring 300 on NJASK Student who won City of Paterson Poster Contest Education and Leadership in the 21st Century - City of Paterson African American Flag Raising 2010 Student who raised over \$1000 for Pennies For Patient Campaign recipient of award from the Leukemia and Lymphoma Society Youth Guidance Council - City of Paterson - Students That Made A Difference Award 2009 and 2010 Resolution from City of Paterson - City of Paterson African American Flag Raising 2010 American Lung Association - Asthma Friendly School Award	St. Luke Baptist Church Seminary Baptist Church Church of God of Prophecy Dr. Norman S. Cotton Senior Residence B.J. Wilkerson School Leukemia and Lymphoma Society Gear-Up Program - Passaic County Community College Ronald McDonald House (New Brunswick) All Pro Dad Chapter National Football League (NFL/ Tony Dungy)	Garden State Partnerships Professor-In-Residence Program (William Paterson University) Reading is Fundamental
School No. 11	1-8	160	Grade 5 student – for scoring a perfect 300 score on the NJASK 4 state test in the spring of 2010.	Panasonic Company: Kids Witness News	N/A

School	Grade Level	Enrollment	Recognitions	Partnerships	Grants
School No. 12	K-8	560	<p>Safe Harbor in 2009-2010</p> <p>AYP in 2009 (Elementary)</p> <p>Hold in Middle School Language Arts in 2010</p> <p>NJ Health and Safety Award 2009-2010</p> <p>Children with Cancer Award</p> <p>Pennies for Patients</p> <p>Breaking Barriers National Essay Contest</p> <p>Asthma Friendly School Award given to School #12 by the Pediatric /Adult Asthma Coalition of NJ</p> <p>Governor's Occupational Safety/Health Awards</p> <p>Luekemia and Lymphoma Society Award</p> <p>Awarded Black Americans in Congress Award by Congressman Bill Pascrell, Jr.</p> <p>Paterson Student Poetry Contest Winners (3 students)</p> <p>My College Options Certificate of Appreciation Award</p> <p>Two National Board Certified Teachers (Mrs. Patricia Gordon and Mrs. Dawn Uttel)</p> <p>Two Scholarship Winners of MA in Reading Specialist (Ms. Laurie Smith and Mrs. Lakeyba Brown)</p> <p>Student poems were published in a Poetry Anthology by NJPAC</p> <p>Student Poems were published in Creative Communication's Poem Contest</p> <p>Doby Basketball NIT Champs in 2010</p>	<p>William Paterson University</p> <p>Montclair State University</p> <p>Felician College</p> <p>St.Peter's College</p> <p>Gang Green Landscape</p> <p>Life Change International- Pastor William Cash</p> <p>United Way</p> <p>Paterson Fire Department</p> <p>Fairlawn Fire Department</p> <p>Wonder Nails</p> <p>100th Year School #12 Comittee (alumni)</p> <p>Toys for Tots</p> <p>Tools 4 Schools</p> <p>Paterson Department of Recreation</p> <p>Math Academy with Bergen County HS Honors math students</p> <p>BJ Wilkerson School, Paterson, NJ</p> <p>Tamaques Elementary School, Westfield, NJ</p> <p>Fairlawn Public Schools</p> <p>Maine Public Schools</p> <p>Local Churches</p> <p>City Green</p> <p>Home Depo</p> <p>NY Mets</p> <p>NJ Nets</p> <p>AppleBee's Restaurant</p> <p>Chevy's Restaurant</p> <p>Sony</p> <p>Chase Bank</p> <p>PEA</p> <p>Community House Outreach Ministry</p>	N/A
School No. 13	K-8	510	<p>2 teachers were recognized by the district last year for the 2010 NJ Teacher of the Year and the 2010 Governor's Teacher of the Year.</p> <p>1 student was recognized by the Paterson Board of Education on January 19th for receiving a Perfect score on the 2010 NJ ASK Math test.</p>	<p>A third grade teacher was the recipient of supplies that was valued at approximately \$1,200 through "A Day Made Better" by Office Max in October 2010.</p>	<p>21st Century Interactive Whiteboard Initiative grant for 8 ENO boards</p>
School No. 14	K-4	250	<p>Two student's recognized by the Paterson Board of Education for making a perfect score on the NJASK Math for 2009-2010.</p>	N/A	N/A

School	Grade Level	Enrollment	Recognitions	Partnerships	Grants
School No. 15	K-8	735	Paterson Public Schools Teacher of the Year Awards	Wayne Counseling & Family services  "Common Threads" Montclair NJ 503c philanthropic giving for students /parents in need	N/A
School No. 18	1-8	1045	Elissa Muvihill won the Record's Golden Apple Teacher Award	Dunkin Donuts  William Paterson University:  Community Food Bank of NJ  Paterson Fire Department	N/A
School No. 19	K-4	380	N/A	William Paterson University  St. Joseph Home for the Elderly  FDU  Libby's Restaurant  Y-Not Tees  Children's World  Rolling Readers  Kujichagulia Book Store  Piccilo Pizza	N/A
School No. 21	K-8	630	N/A	Canaan Baptist Church  New Beginnings Christian Outreach Ministries  Christopher Barron Live Life Foundation	N/A
School No. 24	K-7	660	N/A	N/A	Reform Grant.  Library Grant,  "Read it, Feel it, Know it "  Improving Literacy through Poetry.
School No. 25	K-8	645	N/A	N/A	Talent 21 Grant
School No. 26	K-8	620	Eighth graders achieved the highest scores from the online program of participating schools in New Jersey.  2nd place winner in the district's "Read Across America" writing contest.  2nd place winner in the District's Annual Science Fair.	McDonalds  Passaic County Coalition	First in Math" online program grant from Rutgers University.  Homework Haven (SIA funded grant)  Professional Learning Communities (PLCs)  "Interactive Whiteboard Initiative Grant,"  21 <sup>st</sup> Century Library Grant: Improving Literacy through Poetry and Prose
School No. 27	K-8	890	N/A	William Paterson University  Boys and Girls Club	N/A



School	Grade Level	Enrollment	Recognitions	Partnerships	Grants
Silk City Academy	9-12 & Adults	980/105	American Lung Association-Asthma Friendly School	OASIS -Alexander Hamilton -School 19 -Greenbaums -Board of Health -90 Delaware Ave. -Father English Daycare -Memorial Daycare -City Hall -MSG Varsity Channel -School 6 -BUILD Academy -Pariser Industries	Microsoft IT Academy Program Members Koar-George History Grant
Sports Business Academy (SBA)	9-12	75	N/A	Youth Self Development	Century 21 Community Learning Center
Urban Leadership Academy	1-5	180	Teacher of the Year and Governor's Teacher Award for two staff members.  B. Poetry Contest for PCCC C. PNC Stock Market Competition Poster Award for Fire Department. Staff member received her doctorate in education.	N/A	N/A
YES Academy	9-12	50	N/A	Corrado's Supermarket	Tools-4-School



