



# Riverside Unified School District

## Citizens' Bond Oversight Committee Report

(Financial Data as of 5/12/2025)

June 10, 2025 Meeting

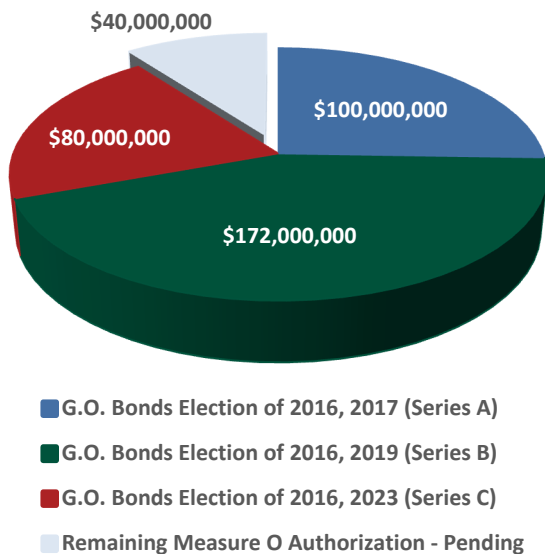
Prepared by:



3380 14th Street | Riverside, CA 92501  
(951) 788-7135 [www.riversideunified.org](http://www.riversideunified.org)



### Measure O Authorization

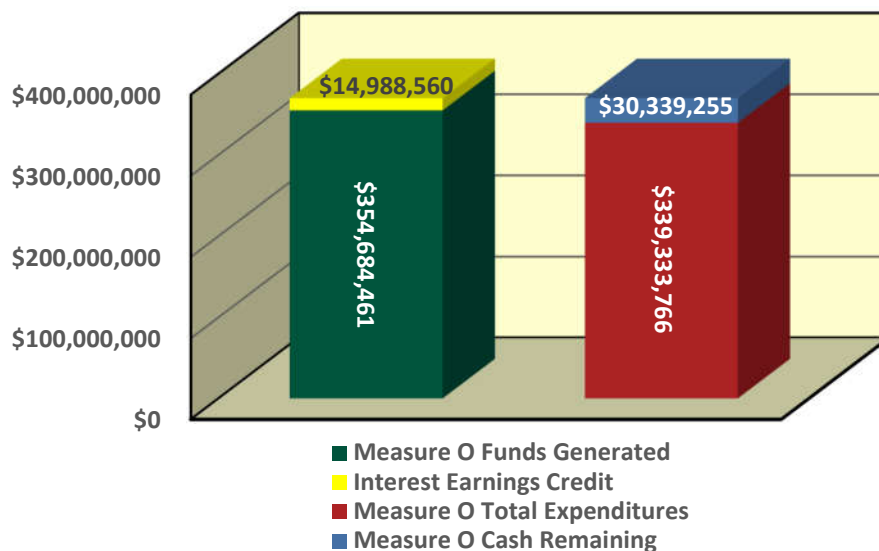


## Measure O Overview

On November 8, 2016, the voters of the Riverside Unified School District approved Measure O General Obligation Bonds (the “Bonds”) with a 70% approval rate. Measure O will generate \$392 million dollars over the next 10 to 15 years to improve and build new capital facilities in the Riverside Unified School District.

The Bonds will be used to repair and upgrade District aging school infrastructure, classrooms and buildings, build new schools, modernize school facilities with 21st century technology, improve access for students with disabilities, provide classroom and labs for career and technical education classes, improve school safety by modernizing security systems, retrofitting buildings to be earthquake proof, and upgrading emergency communications.

### Measure O Total Revenue = \$369,673,021



## Citizens' Bond Oversight Committee Members as of June 2025

Committee Members	Group Representation	Term	Board Approved Start Date	Term End Date
Art Alcaraz	Community at Large	3rd Term	1/21/2021	2/6/2027
Chani Beeman	Community at Large	2nd Term	1/12/2023	2/6/2027
Nick Corbo	Business Representative	1st Term	8/22/2024	8/22/2026
H. Martin DeCampo	Taxpayer Representative	3rd Term	1/21/2021	2/6/2027
Douglas Kroon	Senior Citizen Organization	2nd Term	2/24/2024	2/24/2026
Lara E. Martin	Business Representative	3rd Term	1/12/2021	2/6/2027
Michael Osmon	Community at Large	1st Term	6/5/2025	6/5/2027
Jag Patel	Parent	1st Term	8/22/2024	8/22/2026
Ashley Peake	Parent & PTA Member	1st Term	8/22/2024	8/22/2026
Matthew Stowe	Parent	1st Term	8/22/2024	8/22/2026
Beiwei Tu	Community at Large	2nd Term	7/14/2022	8/22/2026
Richard Vandenberg	Business Representative	1st Term	8/22/2024	2/24/2026

# **Measure O Project Status Updates**



# John W. North High School

## Measure O Campus Improvements

### Project Description

John W. North High School was built in 1966. This project is currently in the construction phase. The design team was tasked to develop the scope of work during the 2020/21 school year. Under Measure O, project includes a new two-story science building and a new 900 seat gymnasium, campus entry site improvements, new seating and shade structure in the quad and the removal of portables. ESSER funding project scope will include HVAC and lighting upgrades to campus buildings that will be performed in phased work to minimize disruption to the site. The HVAC lighting upgrade project will also include new paint, flooring, fire alarm upgrades, and restroom upgrades in Building 300.

<b>Project Group:</b>	Group E
<b>Architect:</b>	GO Architects
<b>Construction:</b>	January 2024 to October 2025
<b>Project Budget:</b>	\$61.5 Million (Includes \$11.5 Million in ESSER Funding)

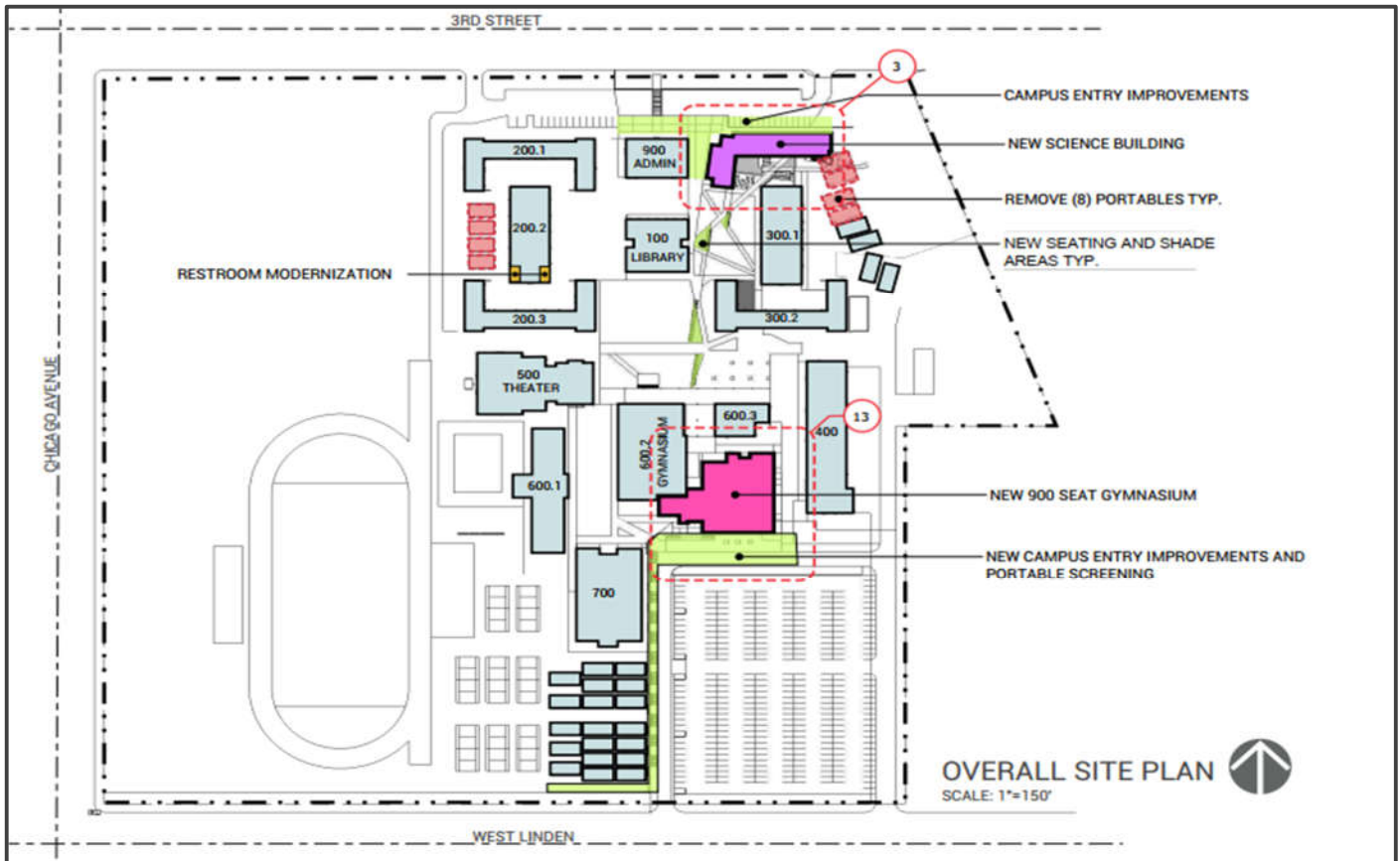
### Project Status

#### Measure O Funded Project:

- ✓ **Percentage Complete: 65%**
- ✓ The project was approved by the Division of State Architect (DSA) on October 25, 2023.
- ✓ The construction start date was on January 22, 2024.
- ✓ The construction completion is October 2025.
- ✓ New 2-Story Science Classroom Building – Ongoing interior casework, low voltage, window glazing, aluminum/concrete composite panels, Mechanical/Electrical/Plumbing (MEP) commissioning, exterior paint and HVAC installation.
- ✓ New Gym Building – Ongoing interior casework, paint, drywall finish, low voltage, window glazing, MEP commissioning, exterior brick veneer and HVAC installation.
- ✓ The roofing installation for both buildings is complete.
- ✓ Site Work – The seat wall, shade structure, decorative fence image walls, hardscape and irrigation work is approximately 30% complete.

# John W. North High School

## Modernization & New Construction Project Overall Site Plan





# John W. North High School

## Project Renderings



Campus Entry



New Gymnasium Exterior View



New 2-Story Science Building Inside Campus View



New Student Entry Aerial View

# John W. North High School

## Modernization & New Construction Progress Pictures



New Science Building – Concrete panel and HVAC installation



New Science Building – Ongoing ceiling, window glazing, low voltage devices, and paint



New Science Building – Window glazing installation



New Gym Building – Interior drywall finish and paint



# John W. North High School

## Modernization & New Construction Progress Pictures



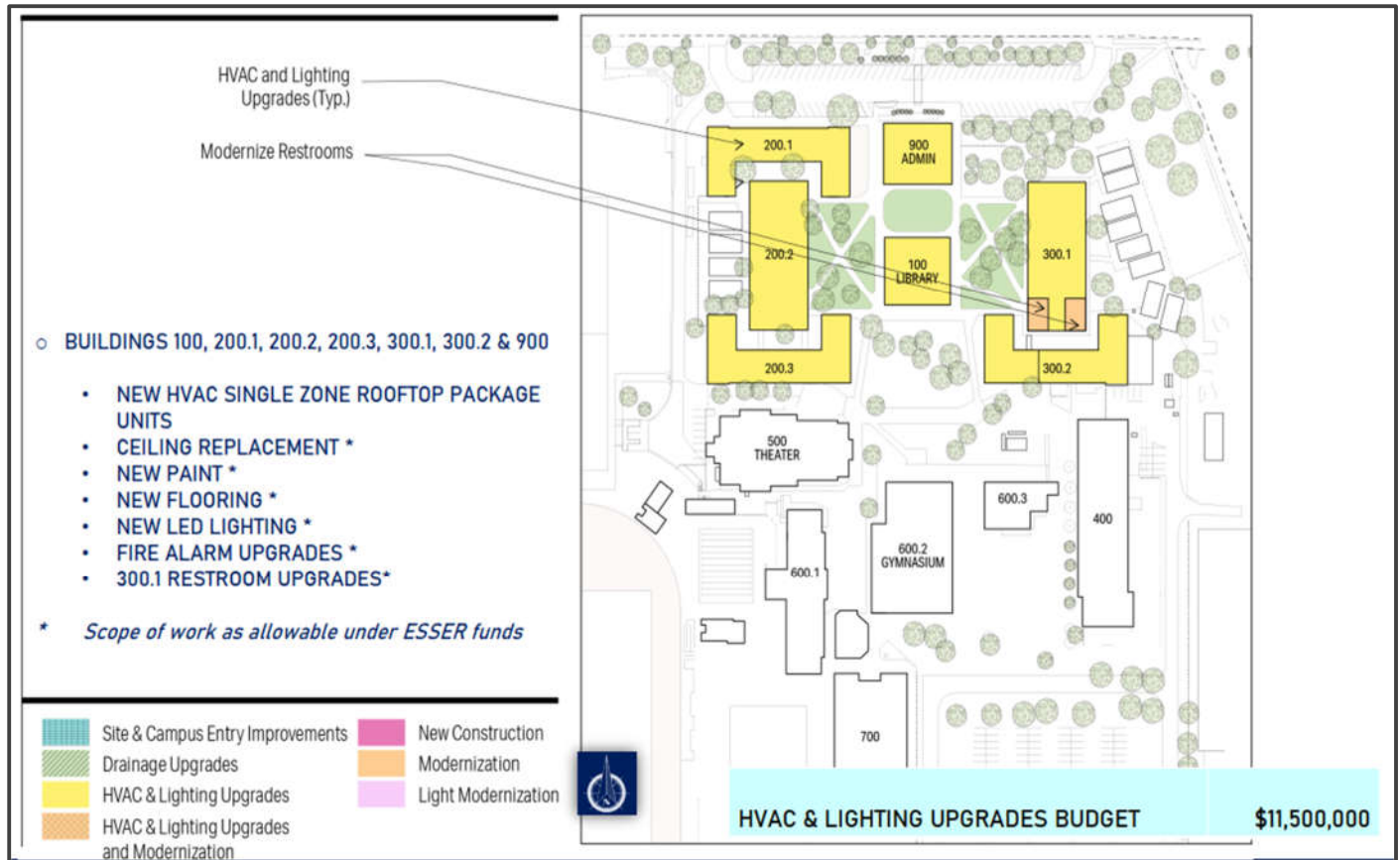
New Gym Building – Ongoing lobby area drywall, paint, and low voltage wiring



New Gym Building – Window glazing and brick veneer

# John W. North High School

## HVAC & Lighting Upgrades



# Casa Blanca Elementary School

## Measure O New School

### Project Description

Casa Blanca Elementary School is approximately 9.8 acres located on Lincoln Ave. and will serve approximately 750 TK-6 students in the Casa Blanca neighborhood. The new school will include ancillary support buildings, outdoor learning shared spaces, transitional kindergarten-kindergarten classrooms with play area, 1<sup>st</sup>-3<sup>rd</sup> grade classrooms with play area, 4<sup>th</sup>-6<sup>th</sup> grade classrooms with play area, staff and visitor parking lot, and new bus drop off area.

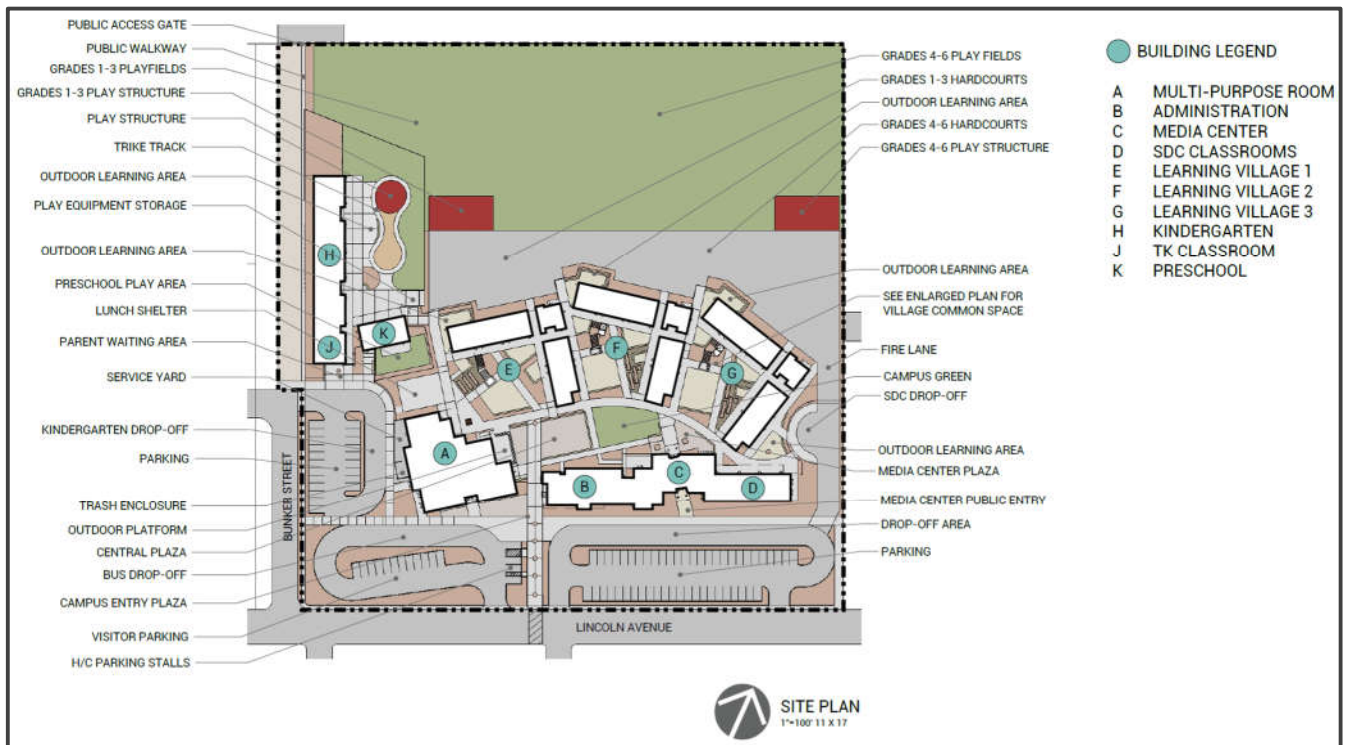
<b>Group:</b>	<b>New School</b>
<b>Architect:</b>	GO Architects
<b>Construction:</b>	October 2023 to July 2025
<b>Project Budget:</b>	\$91.7 Million (Includes site acquisition)
<b>Percentage Complete:</b>	<b>85%</b>

### Project Status

- ✓ The construction start date was on October 16, 2023.
- ✓ The construction completion will be August 2025.
- ✓ Building A - Administration/Library/Media Center/Special Education Building - Interior final punch list job walk was held on May 7, 2025. Ongoing interior punch list repairs, Mechanical/Electrical/Plumbing (MEP) commissioning & exterior finishes.
- ✓ Building B - Multi-Purpose/Kitchen/Music Lab Building - Interior final punch list job walk was held on May 7, 2025. Ongoing interior punch list repairs.
- ✓ Building C - Kindergarten Classroom Building - Interior final punch list job walk was held on May 7, 2025. Ongoing interior punch list repairs, Mechanical/Electrical/Plumbing (MEP) commissioning & exterior finishes.
- ✓ Building D - Ongoing interior rolling shade, tack board, casework, lighting, low voltage and exterior second floor traffic coating installation.
- ✓ Building E & Building F - Ongoing interior rolling shade, tack board, casework, lighting, low voltage, exterior second floor traffic coating and elevator installation. Elevator certification is scheduled for July 2025.
- ✓ Site Work - Ongoing playground equipment, rubber surfacing, concrete seat wall, concrete walkway, irrigation and landscape installation.
- ✓ Off-Site Work - The water, sewer, fire line, electrical, gas & storm drain work is complete. Street striping, HAWK (High-Intensity Activated Crosswalk) signal and traffic light signal is ongoing.

# Casa Blanca Elementary School

## Project Site Plan





# Casa Blanca Elementary School

## Axonometric Site Plan



# Casa Blanca Elementary School

## Project Renderings



Classroom Wing



Classroom Wing



Lunch Shelter



School Main Entry



# Casa Blanca Elementary School

## Construction Progress Pictures



Admin. Building A – Exterior paint and landscaping



Admin. Building A – Men's restroom area



Admin. Building A – Reception area countertop installation



Admin. Building A – Women's restroom area

# Casa Blanca Elementary School

## Construction Progress Pictures



MPR Building B – Cleaning for final punch list walk



# Ofelia Valdez-Yeager Eastside Elementary School

Measure O New School

## Project Description

The new Transitional Kindergarten – 6<sup>th</sup> grade, two-story building will have capacity for 900 students. The campus is 6.5 acres with Transitional Kindergarten/Kindergarten and play area, hard courts, play field area for 1<sup>st</sup> through 6<sup>th</sup> grade students.

<b>Group:</b>	<b>New School</b>
<b>Architect:</b>	PBK Architects
<b>DSA Submittal:</b>	Pending
<b>Bidding &amp; Award:</b>	Pending
<b>Project Budget:</b>	\$118.25 Million (Includes site acquisition)
<b>Status:</b>	<b>Bidding</b>

## Project Status

- ✓ Increment 1 – Demolition, infrastructure, retaining wall & offsite improvement project.
  - Plans have been approved by the Division of the State Architect (DSA).
  - Received bids for Board consideration for June 26, 2025.
  - The anticipated construction start date is July 22, 2025.
- ✓ Increment 2 – New school construction project
  - In design – Construction Documents.
  - DSA submittal June 2, 2025.
- ✓ Increment 3 – Portable relocation project at Lincoln High School.
  - In design – Schematic Drawings have been completed

# Ofelia Valdez-Yeager Eastside Elementary School

## Site Design Pictures



# Ofelia Valdez-Yeager Eastside Elementary School

## Schematic Design Pictures



Outdoor Stage




Library




Learning Courtyard

# Ofelia Valdez-Yeager Eastside Elementary School

## Construction Progress Pictures



Eastside – Ongoing demolition



Eastside – Concrete removal



# Highgrove II Elementary School

## Measure O New School

### Project Description

The site is 13 acres and is located in Spring Mt. Ranch development area. The location of the site is in the northwestern corner of the Silverspot Road and Spring Street intersection.


<b>Group:</b>	<b>New School</b>
<b>Architect:</b>	Ruhnau Clarke Architects
<b>DSA Submittal:</b>	To Be Determined
<b>Bidding &amp; Award:</b>	To Be Determined
<b>Project Budget:</b>	\$1 Million (Plus \$4,145,349.14 encumbrances to date)

### Project Status

- ✓ Project on hold pending necessity and funding and sufficient enrollment.

# Highgrove II Elementary School

## Measure O New School



# STEM Education Center

## Measure O New School

### Project Description

A state-of-the-art public STEM Education Center is proposed for the premises of the world-class public research university, University of California, Riverside (UCR). This project is currently in the CEQA process. The proposed high school will accommodate 800 students at any given time and will focus on “STEM” subjects, such as: computer science, environmental/ agricultural science, biomedical/allied health, and engineering & advanced manufacturing.

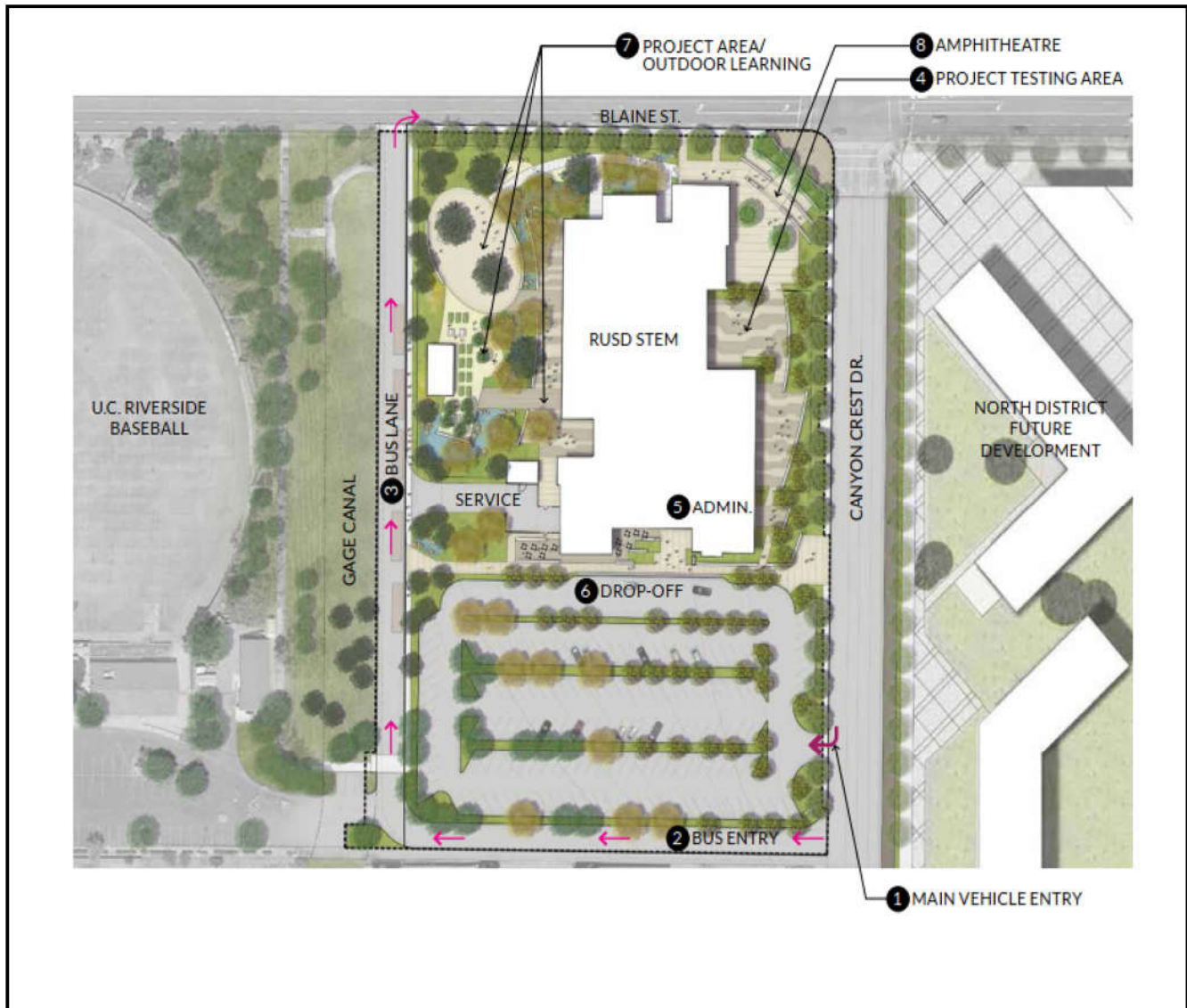
<b>Group:</b>	<b>New School</b>
<b>Architect:</b>	Ruhnau Clarke Architects
<b>DSA Submittal:</b>	Pending
<b>Project Budget:</b>	\$2.8 Million

### Project Status

- ✓ On March 18, 2024, The University of California, Riverside (UCR) released the Draft Environmental Impact Report (DEIR) for public review through May 2, 2024.
- ✓ DEIR, Ground Lease, and Options documents will be considered by the Board of Regents at a future, meeting. If approved, the DEIR and lease agreements will be subsequently brought to the RUSD Board of Trustees for consideration.

# STEM Education Center

## Site Plan





# Fremont Elementary School

## Measure O Campus Improvements

### Project Description

Fremont Elementary School is one of the oldest schools in the District, built in 1917. Under Measure O, the project includes a new two-story building with six (6) general classrooms and six (6) kindergarten classrooms with interior restrooms, new play equipment and surfacing, landscape, elevator, covered walkway, exterior restrooms and storage. Site work includes removal of four portables and demo existing building J, new kindergarten play yard, hard court play yard area, turf, ADA upgrades, new visitor parking lot with fifteen (15) regular and two (2) ADA accessible parking stalls, grading, re-stripe and slurry existing parking lot, and domestic water, sewer, storm drain, gas, electrical power upgrades. Existing classroom buildings and administration updates include exterior improvements and roofing, reconfigure administration and interior and exterior paint.

**New Marquee Sign** is an additional scope for the purchase and installation of a new digital, wall-mounted marquee at the front of the school.

<b>Project Group:</b>	Group C
<b>Architect:</b>	Ruhnau Clarke Architects
<b>Construction:</b>	<b>Completed</b> - September 2022
<b>Project Budget:</b>	\$18,672,952
<b>Percentage Complete:</b>	<b>99%</b>

### New Marquee Sign Project Status

- ✓ The project was approved by the Division of State Architect (DSA) on October 19, 2024.
- ✓ The construction start date was on April 15, 2025.
- ✓ The construction completion will be in June 2025

# Fremont Elementary School

## Project Rendering and Completed Project Picture



Project Rendering



New Buildings K1 & K2

## Potential State Grants for Groups A, B & C Projects\*

The Riverside Unified School District has been making every effort to augment its Measure O General Obligation Bonds with State grants. To date, the District has received over **\$57.7 million** in modernization and new construction grants from the State. However, the receipt of potential future State grants is predicated on: 1) the Governor agreeing to issue State School Bonds, 2) the District meeting the State's project eligibility requirements, and 3) the State School Facilities Program ("SFP") having funding to allocate.

No.	School Project Name	OPSC Application Number	OPSC Eligible Grant Amount	OPSC Grants Received to Date	OPSC Potential Grants Pending
FUNDING EXPECTED FROM CURRENT STATE APPROVED SCHOOL BONDS OR GOVERNOR'S BUDGET					
1	Andrew Jackson Elementary New Construction	50/67215-00-037	\$3,357,437.00	\$3,357,437.00	\$0.00
2	Arlington High School Modernization	57/67215-00-049	1,605,502.00	1,605,502.00	0.00
3	Castle View Elementary - Portables	50/67215-00-028	341,891.00	341,891.00	0.00
4	Emerson Elementary - 2 Portable Replacement	50/67215-00-030	279,202.00	279,202.00	0.00
5	Fremont Elementary Modernization	57/67215-00-043	2,145,092.00	2,145,092.00	0.00
6	Fremont Elementary New Construction	50/67215-00-043	3,947,211.00	3,947,211.00	0.00
7	Harrison Elementary Modernization	57/67215-00-037	1,748,156.00	1,748,156.00	0.00
8	Harrison Elementary School - Modernization	50/67215-00-031	2,218,572.00	2,218,572.00	0.00
9	Henry W. Longfellow Elementary Modernization	57/67215-00-047	2,316,551.00	2,316,551.00	0.00
10	Highgrove Elementary Modernization	57/67215-00-036	2,218,515.00	2,218,515.00	0.00
11	Highgrove Elementary New Construction	50/67215-00-033	6,153,752.00	6,153,752.00	0.00
12	Jefferson Elementary Modernization	50/67215-00-032	2,935,279.00	2,935,279.00	0.00
13	Jefferson ES - Portables	50/67215-00-027	341,891.00	341,891.00	0.00
14	John Adams Elementary Modernization	57/67215-00-044	1,161,482.00	1,161,482.00	0.00
15	John Adams Elementary New Construction	50/67215-00-036	2,931,130.00	2,931,130.00	0.00
16	Kennedy ES - 2 Portable Replacement	50/67215-00-029	167,521.00	167,521.00	0.00
17	Louisa May Alcott Elementary Modernization	57/67215-00-046	1,293,306.00	1,293,306.00	0.00
18	Madison Elementary Modernization	57/67215-00-040	1,249,565.00	1,249,565.00	0.00
19	Madison Elementary New Construction	50-67215-00-034	3,814,130.00	3,814,130.00	0.00
20	Magnolia Elementary Modernization	57/67215-00-042	679,394.00	679,394.00	0.00
21	Magnolia Elementary New Construction	50/67215-00-035	3,947,211.00	3,947,211.00	0.00
22	Monroe Elementary New Construction	50/67215-00-040	3,395,083.00	3,395,083.00	0.00
23	Monroe Elementary Modernization	57/67215-00-048	1,193,111.00	1,193,111.00	0.00
24	MLK HS - Wrestling	50/67215-00-039	651,593.00	651,593.00	0.00
25	Poly HS Chiller Modernization	57/67215-00-035	3,216,514.00	3,216,514.00	0.00
26	Riverside STEAM Academy	50/67215-00-026	497,281.00	497,281.00	0.00
27	University Middle New Construction	50/67215-00-038	3,424,137.00	3,424,137.00	0.00
28	University Middle Modernization	57/67215-00-045	562,356.00	562,356.00	0.00
COMBINED STATE FUNDING AMOUNTS:			\$57,792,865.00	\$57,792,865.00	\$0.00

\* Information is provided by the District State consultant

## School Funding Program Glossary of Acronyms

**General Obligation Bonds (G.O. Bonds) – Fund 21:** Measure O is a voter approved bond measure within the boundaries of the District. It represents a maximum tax of \$60 per \$100,000 of assessed property value.

**Community Facilities District Bonds (CFDs):** The Mello-Roos Community Facilities Act provides an alternative method for public agencies to fund facilities. The Community Facilities District ("CFD") is a financing entity through which a local government is authorized to levy special property taxes to pay debt service on bonds or to pay for the direct construction of facilities. CFD revenue is restricted to the funding of additional capacity (e.g. New Construction).

**Developer Fees – Fund 25:** School districts have the ability to impose impact fees from new residential development and commercial/industrial development for the construction or reconstruction of school facilities. Developer fees are collected at the time a building permit is issued and are restricted to the funding of additional capacity (e.g. New Construction).

**Redevelopment Agency Revenue (RDA – Fund 06):** California redevelopment law allows school districts to share property tax increment income via pass-through agreements with local redevelopment agencies. State law eliminated redevelopment agencies as of February 1, 2012; however, local educational agency's pass-through entitlements remain. Redevelopment revenue is received annually and can be used to fund modernization and/or new construction projects.

**State School Facility Program Grants (SFP) - Fund 35:** The SFP provides grants for school districts to acquire school sites, construct new school facilities, or modernize existing school facilities. The two major funding types available are "new construction" and "modernization". The new construction grant provides funding on a 50/50 State and local match basis. The modernization grant provides funding on a 60/40 basis.

**California Clean Energy Jobs Act (Proposition 39):** Prop. 39 is an energy efficiency grant program that provides funding for eligible repairs to heating, ventilation, and air-conditioning (HVAC) systems; new chillers, boilers and furnaces; new lighting and lighting control systems; Installation of energy-efficient windows, programmable thermostats, and thermal window shades; and on-site clean energy generation, such as solar photovoltaic.



# **Measure O Cumulative Project Expenditures**

From  
**Inception to May 12, 2025**



## MEASURE O PROJECT COMMITMENTS AND EXPENDITURES

No.	DISTRICT PROJECT NAME	ESTIMATED PROJECT BUDGET *	MEASURE O CUMULATIVE COMMITMENTS	MEASURE O EXPENDITURES UP TO 2/15/2025 <sup>1</sup>	EXPENDITURES FROM 2/16/2025 TO 5/12/2025 <sup>2</sup>	MEASURE O CUMULATIVE EXPENDITURES	REMAINING MEASURE O COMMITMENTS	CURRENT PROJECT PHASE
	A	B	C	D	E	F (D + E)	D (C + F)	

### GROUP A PROJECTS

1	Harrison Elementary School	\$11,135,012.68	\$7,932,745.96	(\$7,932,745.96)	\$0.00	(\$7,932,745.96)	\$0.00	Completed/April 2021
2	Highgrove Elementary School	23,760,408.73	18,514,789.68	(18,514,789.68)	0.00	(18,514,789.68)	0.00	Completed/August 2020
3	Jefferson Elementary School	17,981,000.58	16,537,721.24	(16,537,721.24)	0.00	(16,537,721.24)	0.00	Completed/April 2021
4	Madison Elementary School	17,495,989.06	17,490,854.98	(17,484,454.98)	(6,400.00)	(17,490,854.98)	0.00	Completed/June 2021
5	Sierra Middle School	<u>8,733,530.13</u>	<u>8,733,530.13</u>	<u>(8,733,530.13)</u>	0.00	<u>(8,733,530.13)</u>	<u>0.00</u>	Completed/November 2019
GROUP A PROJECT TOTALS:		\$79,105,941.18	\$69,209,641.99	(\$69,203,241.99)	(\$6,400.00)	(\$69,209,641.99)	\$0.00	

### GROUP B PROJECTS

6	Alcott Elementary School	\$21,256,275.52	\$16,410,818.97	(\$16,245,676.22)	(\$57,759.00)	(\$16,303,435.22)	\$107,383.75	Substantial Completion
7	Jackson Elementary School	22,020,801.89	19,483,358.37	(19,483,358.37)	0.00	(19,483,358.37)	0.00	Completed/March 2022
8	Monroe Elementary School	22,687,994.11	21,172,953.23	(21,128,038.70)	(1,000.00)	(21,129,038.70)	43,914.53	Substantial Completion
9	Sunshine Early Childhood Center	10,288,725.31	5,092,993.94	(5,092,993.94)	0.00	(5,092,993.94)	0.00	Completed/December 2021
10	Riverside Polytech High School	<u>24,376,004.46</u>	<u>23,394,324.52</u>	<u>(23,394,324.52)</u>	<u>0.00</u>	<u>(23,394,324.52)</u>	<u>0.00</u>	Completed/May 2022
GROUP B PROJECT TOTALS:		\$100,629,801.29	\$85,554,449.03	(\$85,344,391.75)	(\$58,759.00)	(\$85,403,150.75)	\$151,298.28	

### GROUP C PROJECTS

11	Adams Elementary School	\$11,147,907.39	\$10,700,795.63	(\$10,700,795.63)	\$0.00	(\$10,700,795.63)	\$0.00	Completed/November 2021
12	Fremont Elementary School	17,525,695.44	15,356,283.57	(15,279,331.22)	109.32	(15,279,221.90)	77,061.67	Substantial Completion
13	Longfellow Elementary School	23,942,574.76	18,533,565.01	(18,369,563.25)	(60,348.13)	(18,429,911.38)	103,653.63	Substantial Completion
14	Magnolia Elementary School	10,284,790.19	10,279,983.31	(10,279,983.31)	0.00	(10,279,983.31)	0.00	Completed/November 2021
15	University Middle School	14,768,667.82	6,638,707.16	(6,638,707.16)	0.00	(6,638,707.16)	0.00	Completed/December 2023
16	Arlington High School	<u>26,483,215.19</u>	<u>26,430,841.01</u>	<u>(26,391,345.85)</u>	<u>(3,761.00)</u>	<u>(26,395,106.85)</u>	<u>35,734.16</u>	Completed/December 2022
GROUP C PROJECT TOTALS:		\$104,152,850.79	\$87,940,175.69	(\$87,659,726.42)	(\$63,999.81)	(\$87,723,726.23)	\$216,449.46	

\* Reflects the entire estimated budget for the project. Some projects may be multi-funded from various District Capital Facility Funding Sources.

<sup>1</sup> Expenditures reflected in last CBOC Report dated March 11, 2025. Financial period ended on February 15, 2025.

<sup>2</sup> Expenditures related to Measure O from February 16, 2025 to May 12, 2025.

## MEASURE O PROJECT COMMITMENTS AND EXPENDITURES

No.	DISTRICT PROJECT NAME	ESTIMATED PROJECT BUDGET *	MEASURE O CUMULATIVE COMMITMENTS	MEASURE O EXPENDITURES UP TO 2/15/2025 <sup>1</sup>	EXPENDITURES FROM 2/16/2025 TO 5/12/2025 <sup>2</sup>	MEASURE O CUMULATIVE EXPENDITURES	REMAINING MEASURE O COMMITMENTS	CURRENT PROJECT PHASE
A	B	C	D	E	F (D + E)	D (C + F)		

Groups D, E, F, & H and Expanded Projects								
17	Bryant Elementary School	\$161.01	\$161.01	(\$161.01)	\$0.00	(\$161.01)	\$0.00	Dormant
18	Highgrove II Neighborhood School	5,275,416.32	4,145,349.14	(4,145,349.14)	0.00	(4,145,349.14)	0.00	Planning
19	Franklin Elementary School	47,103.04	47,103.04	(47,103.04)	0.00	(47,103.04)	0.00	Dormant
20	King High School	891,610.79	891,610.79	(891,610.79)	0.00	(891,610.79)	0.00	Dormant
21	Mt. View Elementary School	13,302.50	13,302.50	(13,302.50)	0.00	(13,302.50)	0.00	Dormant
22	North High School	61,301,446.16	30,490,450.79	(18,199,969.68)	(4,294,036.77)	(22,494,006.45)	7,996,444.34	In Construction
23	Pachappa Elementary School	11,450.00	11,450.00	(11,450.00)	0.00	(11,450.00)	0.00	Dormant
24	Taft Elementary School	31,893.06	31,893.06	(31,893.06)	0.00	(31,893.06)	0.00	Dormant
25	Washington Elementary School	23,939.85	23,939.85	(23,939.85)	0.00	(23,939.85)	0.00	Dormant
26	Woodcrest Elementary School	20,170.63	20,170.63	(20,170.63)	0.00	(20,170.63)	0.00	Dormant
27	Earhart Middle School	12,350.00	12,350.00	(12,350.00)	0.00	(12,350.00)	0.00	Dormant
28	Ramona High School	21,250.00	21,250.00	(21,250.00)	0.00	(21,250.00)	0.00	Dormant
29	STEM Education Center	2,858,241.55	1,973,109.22	(1,459,158.04)	(31,711.00)	(1,490,869.04)	482,240.18	Planning
30	Casa Blanca Neighborhood School <sup>3</sup>	91,722,929.13	68,483,204.08	(48,926,224.53)	(7,300,052.79)	(56,226,277.32)	12,256,926.76	In Construction
31	Ofelia Valdez-Yeager Eastside Elementary School <sup>3</sup>	118,250,000.00	8,426,018.54	(6,617,733.41)	(460,786.78)	(7,078,520.19)	1,347,498.35	Planning
32	STEM Academy	9,952.47	9,952.47	(9,952.47)	0.00	(9,952.47)	0.00	Dormant
33	Facilities Projects (Program Costs)	<u>4,794,590.66</u>	<u>4,535,955.67</u>	<u>(4,434,780.91)</u>	<u>(44,260.62)</u>	<u>(4,479,041.53)</u>	<u>56,914.14</u>	Planning
GROUPS D, E, F, & H & EXPANDED:		\$285,285,807.17	\$119,137,270.79	(\$84,866,399.06)	(\$12,130,847.96)	(\$96,997,247.02)	\$22,140,023.77	

MEASURE O PROJECT TOTALS:	<u>\$569,174,400.43</u>	<u>\$361,841,537.50</u>	<u>(\$327,073,759.22)</u>	<u>(\$12,260,006.77)</u>	<u>(\$339,333,765.99)</u>	<u>\$22,507,771.51</u>
---------------------------	-------------------------	-------------------------	---------------------------	--------------------------	---------------------------	------------------------

\* Reflects the entire estimated budget for the project. Some projects may be multi-funded from various District Capital Facility Funding Sources.

<sup>1</sup> Expenditures reflected in last CBOC Report dated March 11, 2025. Financial period ended on February 15, 2025.

<sup>2</sup> Expenditures related to Measure O from February 16, 2025 to May 12, 2025.

<sup>3</sup> The above budgets reflect estimated construction costs including site acquisition costs.

# Measure O Detailed Expenditure Backup

from *Keystone Solutions*  
February 16, 2025 to May 12, 2025





# Measure O GROUP A Expenditure Backup



Measure O - Group A Expenditures Backup from 2/16/2025 to 5/12/2025

Project: 138-9776 - Madison Elementary School - Modernization (CLOSED)		
Vendor	Expenditure	Description
Road Works Inc	(\$3,600.00)	Paving Contractor Services
The Hyste LLC	(\$2,800.00)	Painting Costs
<b>Project Total:</b>	<b>(\$6,400.00)</b>	<b>138-9776 - Madison Elementary School - Modernization (CLOSED)</b>
<b>Grand Total:</b>	<b>(\$6,400.00)</b>	<b>Riverside Unified School District</b>

# **Measure O GROUP B Expenditure Backup**



Measure O - Group B Expenditures Backup from 2/16/2025 to 5/12/2025

Project: 104-9776 - Alcott Elementary School - Modernization		
Vendor	Expenditure	Description
Inland Building Construction Companies, Inc.	(\$57,759.00)	Construction Costs - General Construction
Project Total:	(\$57,759.00)	104-9776 - Alcott Elementary School - Modernization
Project: 142-9776 - Monroe Elementary School - Modernization		
Vendor	Expenditure	Description
SWPPP CAL	(\$1,000.00)	Other Construction Costs/Stormwater Management
Project Total:	(\$1,000.00)	142-9776 - Monroe Elementary School - Modernization
Grand Total:	(\$58,759.00)	Riverside Unified School District



# Measure O GROUP C Expenditure Backup



Measure O - Group C Expenditures Backup from 2/16/2025 to 5/12/2025

## Project: 114-9776 - Fremont Elementary School - Modernization

Vendor	Expenditure	Description
AWI Builders, Inc	\$109.32	Construction Costs - Structural Steel
<b>Project Total:</b>	<b>\$109.32</b>	<b>114-9776 - Fremont Elementary School - Modernization</b>

## Project: 136-9772 - Longfellow Elementary School - New Construction (CLOSED)

Vendor	Expenditure	Description
Gafcon, Inc.	\$4,986.00	Labor Relations
<b>Project Total:</b>	<b>\$4,986.00</b>	<b>136-9772 - Longfellow Elementary School - New Construction (CLOSED)</b>

## Project: 136-9776 - Longfellow Elementary School - Modernization

Vendor	Expenditure	Description
Gafcon, Inc.	(\$891.00)	Labor Relations
Marina Landscape, Inc.	(\$23,692.23)	Construction Costs - Landscaping
Neff Construction, Inc.	(\$15,000.00)	Construction Management
Pro-Craft Construction, Inc.	(\$25,750.43)	Permanent Construction Costs
Rite-Way Roof Corporation	(\$0.47)	Construction Costs - Roofing
<b>Project Total:</b>	<b>(\$65,334.13)</b>	<b>136-9776 - Longfellow Elementary School - Modernization</b>

## Project: 310-9776 - Arlington High School - Modernization

Vendor	Expenditure	Description
Ruhnau Clarke Architects	(\$3,761.00)	Architect Fees
<b>Project Total:</b>	<b>(\$3,761.00)</b>	<b>310-9776 - Arlington High School - Modernization</b>
<b>Grand Total:</b>	<b>(\$63,999.81)</b>	<b>Riverside Unified School District</b>

**Measure O ALL OTHER  
Project Groups  
Expenditure Backup**



Measure O - Group D, E, F. H. & NEW SCHOOL Projects Expenditures Backup from 2/16/2025 to 5/12/2025

Project: 330-9772 - North High School - New Construction		
Vendor	Expenditure	Description
Gafcon, Inc.	(\$8,776.50)	Labor Relations
Leighton Consulting, Inc	(\$53,009.17)	Geotechnical Inspection
MTN Engineering	(\$2,767.50)	Construction
SWPPP CAL	(\$3,650.00)	Other Construction Costs/Stormwater Management
Southland Inspections, Inc.	(\$54,600.00)	Inspector of Record
<b>Project Total:</b>	<b>(\$122,803.17)</b>	<b>330-9772 - North High School - New Construction</b>
Project: 330-9776 - North High School - Modernization		
Vendor	Expenditure	Description
All Star Air Systems Inc	(\$908,757.69)	Construction Costs - HVAC
Bogh Engineering Inc.	(\$6,068.00)	Construction Costs - Concrete
Courtney Inc.	(\$644,328.00)	Roofing Costs
D&M Painting, Inc.	(\$112,750.94)	Construction Costs - Painting
Daniel's Electrical Construction	(\$643,137.00)	Construction Costs - Electrical
Inland Empire Landscape, Inc.	(\$29,450.00)	Construction Costs - Landscaping
J.G. Tate Fire Protection Systems, Inc.	(\$2,984.90)	Fire Protection
JCE Equipment Inc	(\$45,916.91)	Supplies
JPI Development Group, Inc.	(\$105,765.40)	Construction Costs - Plumbing
McKernan Inc.	(\$296,021.39)	Construction Costs - Doors/Glazing
Sierra Lathing Company, Inc.	(\$962,164.77)	Construction Costs
Verne's Plumbing, Inc.	(\$413,888.60)	Plumbing Costs
<b>Project Total:</b>	<b>(\$4,171,233.60)</b>	<b>330-9776 - North High School - Modernization</b>
Project: 360-9772 - STEM Education Center		
Vendor	Expenditure	Description
Tao Rossini, A Professional Corporation	(\$11,006.25)	Legal Consulting Services
UCR Regents	(\$20,704.75)	Environmental/GEQA
<b>Project Total:</b>	<b>(\$31,711.00)</b>	<b>360-9772 - STEM Education Center</b>
Project: 612-0000 - Facilities Projects - Undistributed		
Vendor	Expenditure	Description
BLX Group	(\$1,800.00)	Measure O Arbitrage Reports
Best, Best, & Krieger, LLP	(\$10,410.62)	Legal Fees



Measure O - Group D, E, F. H. & NEW SCHOOL Projects Expenditures Backup from 2/16/2025 to 5/12/2025

Project: 612-0000 - Facilities Projects - Undistributed		
Vendor	Expenditure	Description
California Financial Services	(\$27,750.00)	Project/Fund Tracking, Strategic Cash Flow Planning, COC Reports
Division Of The State Architect	(\$500.00)	Plan Check Fees
Tao Rossini, A Professional Corporation	(\$3,800.00)	Legal Consulting Services
<b>Project Total:</b>	<b>(\$44,260.62)</b>	<b>612-0000 - Facilities Projects - Undistributed</b>
Project: 721-9772 - Casa Blanca - New Construction		
Vendor	Expenditure	Description
Anderson Charnesky Structural Steel, Inc.	(\$137,195.00)	General Contractor
Apex Fire Protection, Inc.	(\$89,505.20)	Construction Costs - Fire Sprinklers
Best Contracting Services	(\$196,883.98)	Construction Costs - Roofing
Caston, Inc.	(\$1,109,060.40)	Construction Costs - Plaster
Donald M. Hoover Company	(\$205,039.45)	Construction Costs
Econo Fence Inc	(\$427,194.59)	Rentals, Leases & Repairs
Elite Glass Enterprise, Inc.	(\$480,438.45)	Glass Manufacturer
Elljay Acoustics, Inc.	(\$128,240.74)	Construction Costs
Empyrean Plumbing, Inc.	(\$152,535.00)	Construction Costs - Plumbing
Exterior Performance Consulting	(\$6,960.00)	Consulting Services
Go Architects, Inc.	(\$154,310.54)	Architects Fees
Hospitality Consulting Group	(\$86,660.90)	Market Analysis Consulting
Infinity Structures, Inc.	(\$85,399.30)	Construction Costs - Rough Carpentry
Inland Pacific Tile, Inc.	(\$121,488.85)	Construction Costs - Flooring
Ironclad General Engineering, Inc.	(\$111,625.00)	Construction
K & Z Cabinet Co., Inc.	(\$308,269.15)	Construction Costs - Casework
Letner Roofing Co.	(\$136,608.10)	Construction Costs - Roofing
MTN Engineering	(\$3,105.00)	Construction
RVH Constructors, Inc.	(\$1,225,929.31)	Construction Costs - General Construction
SWPPP CAL	(\$9,375.00)	Other Construction Costs/Stormwater Management
Sandy Pringle Associates, Inc.	(\$49,815.00)	Inspector of Record
Simco Mechanical, Inc.	(\$158,222.50)	Construction Costs - HVAC
TGR Geotechnical, Inc.	(\$29,855.00)	Lab of Record
Tilden-Coil Constructors	(\$424,704.00)	Construction Management
Urban Habitat	(\$187,134.80)	Landscape
Valley Industrial Mechanical	(\$182,946.25)	Construction Costs - Plumbing

Measure O - Group D, E, F. H. & NEW SCHOOL Projects Expenditures Backup from 2/16/2025 to 5/12/2025

Project: 721-9772 - Casa Blanca - New Construction		
Vendor	Expenditure	Description
W.D. Gott Construction Co.	(\$945,957.13)	Construction
Western Painting And Wallcovering, Inc.	(\$145,594.15)	Painting Service
<b>Project Total:</b>	<b>(\$7,300,052.79)</b>	<b>721-9772 - Casa Blanca - New Construction</b>
Project: 722-9772 - Ofelia Valdez-Yeager Eastside - New Construction		
Vendor	Expenditure	Description
Atkinson, Andelson, Loya, Ruud &	(\$52,875.63)	Legal Costs
Balandra Demolition	(\$14,250.00)	Demolition Services
Elrod Fence Co., Inc.	\$10,280.00	Fencing Costs
Epic Engineers	(\$10,875.20)	Engineering Costs
Epic Land Solutions	(\$9,062.38)	Landscaping Costs
Gafcon, Inc.	(\$2,411.00)	Labor Relations
PBK Architects, Inc.	(\$175,230.57)	Architect Fees
TJW Engineering	(\$6,000.00)	Engineering
Tilden-Coil Constructors	(\$181,362.00)	Construction Management
Util-Locate, Inc	(\$19,000.00)	Utilities Locator
<b>Project Total:</b>	<b>(\$460,786.78)</b>	<b>722-9772 - Ofelia Valdez-Yeager Eastside - New Construction</b>
<b>Grand Total:</b>	<b>(\$12,130,847.96)</b>	<b>Riverside Unified School District</b>