



Riverside Unified School District

Citizens' Bond Oversight Committee Report

(Financial Data as of 2/15/2025)

March 11, 2025 Meeting

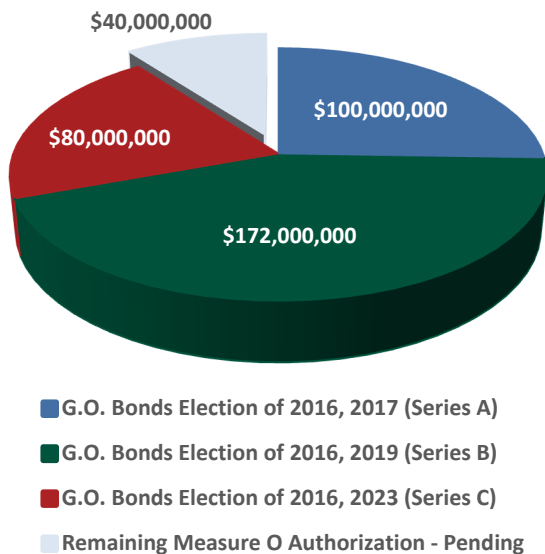
Prepared by:



3380 14th Street | Riverside, CA 92501
(951) 788-7135 www.riversideunified.org



Measure O Authorization

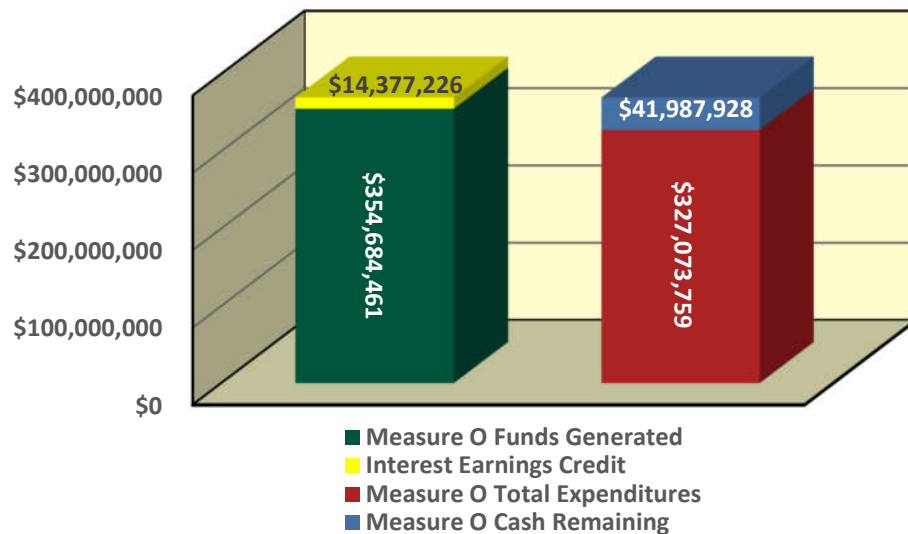


Measure O Overview

On November 8, 2016, the voters of the Riverside Unified School District approved Measure O General Obligation Bonds (the “Bonds”) with a 70% approval rate. Measure O will generate \$392 million dollars over the next 10 to 15 years to improve and build new capital facilities in the Riverside Unified School District.

The Bonds will be used to repair and upgrade District aging school infrastructure, classrooms and buildings, build new schools, modernize school facilities with 21st century technology, improve access for students with disabilities, provide classroom and labs for career and technical education classes, improve school safety by modernizing security systems, retrofitting buildings to be earthquake proof, and upgrading emergency communications.

Measure O Total Revenue = \$369,061,687



Citizens' Bond Oversight Committee Members as of March 2025

Committee Members	Group Representation	Term	Board Approved Start Date	Term End Date
Art Alcaraz	Community at Large	3rd Term	1/21/2021	2/6/2027
Chani Beeman	Community at Large	2nd Term	1/12/2023	2/6/2027
Nick Corbo	Business Representative	1st Term	8/22/2024	8/22/2026
H. Martin DeCampo	Taxpayer Representative	3rd Term	1/21/2021	2/6/2027
Douglas Kroon	Senior Citizen Organization	2nd Term	2/24/2024	2/24/2026
Lara E. Martin	Business Representative	3rd Term	1/12/2021	2/6/2027
Jag Patel	Parent	1st Term	8/22/2024	8/22/2026
Ashley Peake	Parent & PTA Member	1st Term	8/22/2024	8/22/2026
Matthew Stowe	Parent	1st Term	8/22/2024	8/22/2026
Beiwei Tu	Community at Large	2nd Term	7/14/2022	8/22/2026
Richard Vandenberg	Business Representative	1st Term	8/22/2024	2/24/2026

Measure O Project Status Updates



John W. North High School

Measure O Campus Improvements

Project Description

John W. North High School was built in 1966. This project is currently in the construction phase. The design team was tasked to develop the scope of work during the 2020/21 school year. Under Measure O, project includes a new two-story science building and a new 900 seat gymnasium, campus entry site improvements, new seating and shade structure in the quad and the removal of portables. ESSER funding project scope will include HVAC and lighting upgrades to campus buildings that will be performed in phased work to minimize disruption to the site. The HVAC lighting upgrade project will also include new paint, flooring, fire alarm upgrades, and restroom upgrades in building 300.1.

Project Group:	Group E
Architect:	GO Architect
Construction:	January 2024 to October 2025
Project Budget:	\$61.5 Million (Includes \$11.5 Million in ESSER Funding)

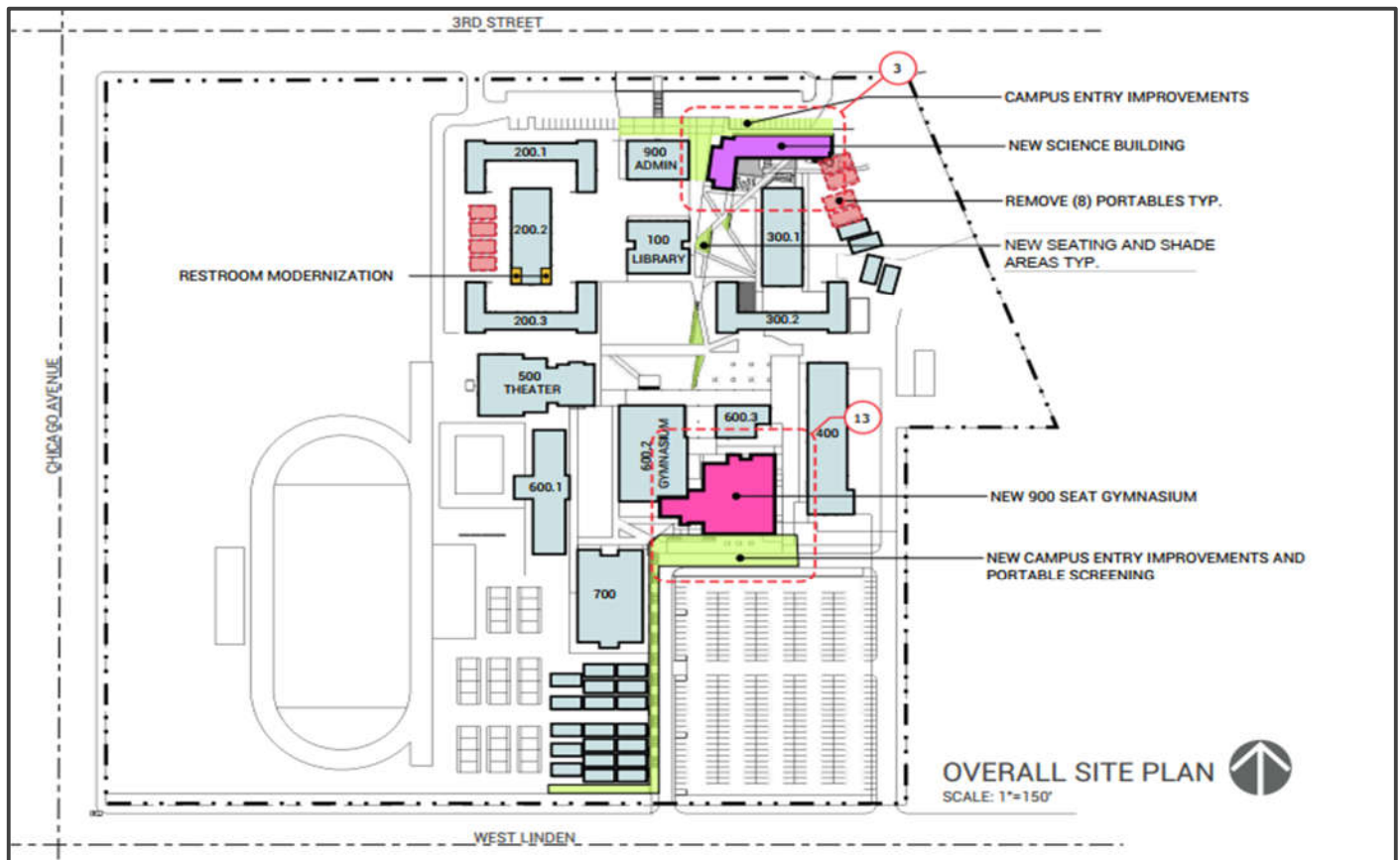
Project Status

Measure O Funded Project:

- ✓ **Percentage Complete: 50%**
- ✓ The project was approved by the Division of State Architect (DSA) on October 25, 2023.
- ✓ The construction start date was on January 22, 2024.
- ✓ New 2-Story Science Classroom Building – The waterproofing, metal lath and scaffolding is complete. Metal stud framing is 98% complete. The roof is water-tight.
- ✓ New Gym Building – The exterior waterproofing is complete. Metal stud framing is 90% complete.
- ✓ Linden Parking Lot – Accessible path of travel concrete work is complete.
- ✓ Site Work – Relocated SoCalGas line and meter. Steel bollards will be installed at a later date during the landscaping site work.
- ✓ Portable Classroom Repair - assessment is complete.

John W. North High School

Modernization & New Construction Project Overall Site Plan



John W. North High School

Project Renderings



Campus Entry



New Gymnasium Exterior View



New 2-Story Science Building Inside Campus View




New Student Entry Aerial View

John W. North High School

Modernization & New Construction Progress Pictures



New Gym Building – Low roof and waterproofing



New Gym Building – Utility installation, metal stud framing and HVAC duct work



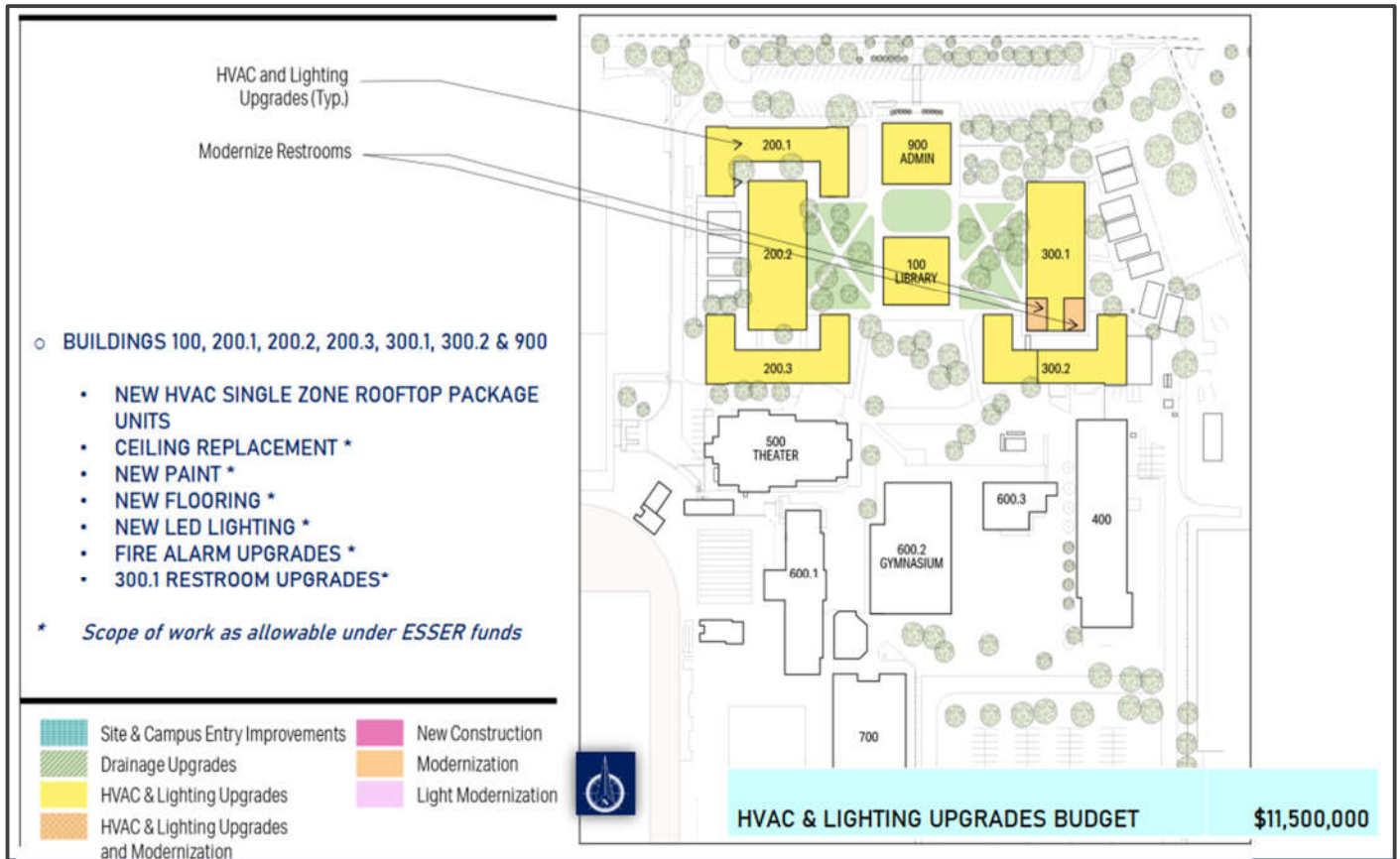
New Gym Building – Ongoing roofing, metal lath and scaffolding



New Gym Building – Ongoing roofing, metal lath and scaffolding

John W. North High School

HVAC & Lighting Upgrades



Casa Blanca Elementary School

Measure O New School

Project Description

Casa Blanca Elementary School is approximately 9.8 acres located on Lincoln Street, and will service approximately 750 TK-6 students in the Casa Blanca neighborhood. The new school will include ancillary support buildings, outdoor learning shared spaces, Transitional kindergarten-kindergarten classrooms with play area, 1st-3rd grade classrooms with play area, 4th-6th grade classrooms with play area, staff and visitor parking lot, and new bus drop off area.

Group:	New School
Architect:	GO Architects
Construction:	October 2023 to July 2025
Project Budget:	\$91.7 Million (Includes site acquisition)
Percentage Complete:	68%

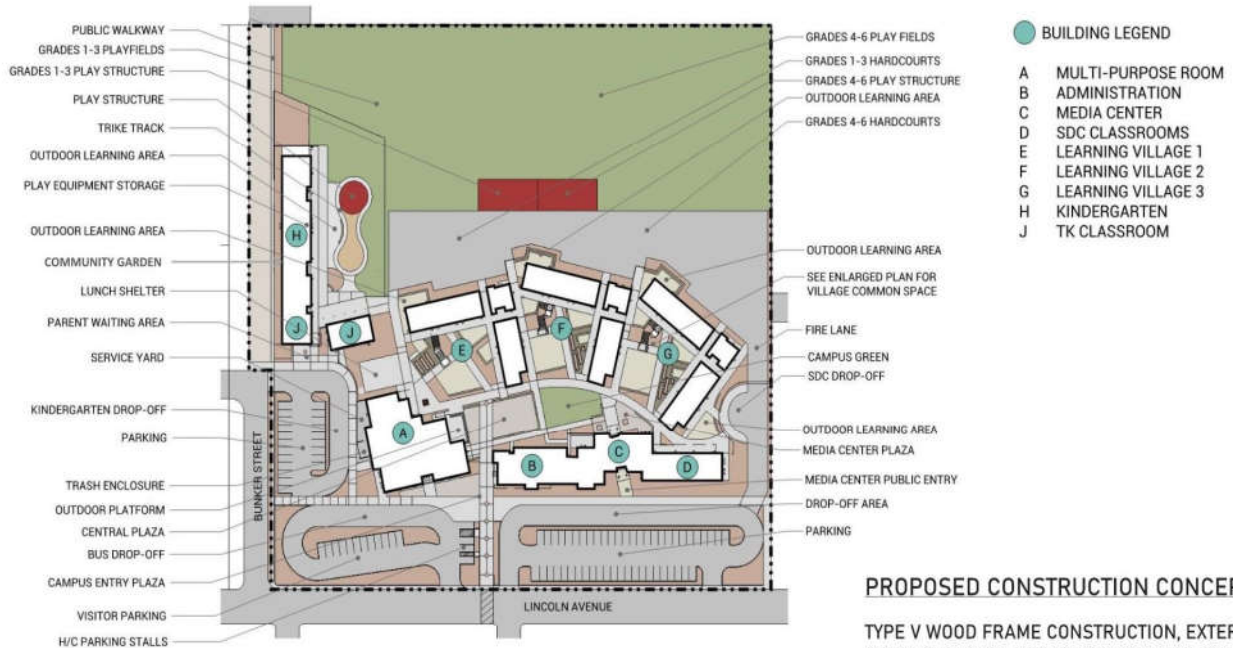
Project Status

- ✓ The project was approved by the Division of State Architect (DSA) on May 19, 2023.
- ✓ The project was approved by the Board of Education on September 14, 2023.
- ✓ The construction start date was on October 16, 2023.
- ✓ Building A - Administration/Library/Media Center/Special Education Building - The metal barrel roof tile work is approximately 80% complete.
- ✓ Building B - Multi-Purpose/Kitchen/Music Lab Building - The metal barrel roof tile work is complete - pending final punch walk.
- ✓ Building C - Kindergarten Classroom Building - The metal barrel roof tile work on the tower is complete - pending final punch walk.
- ✓ Building D - The insulation, drywall, tape and stucco color coat work are complete - pending final punch walk.
- ✓ Building E - The insulation, drywall, ceiling grid, light fixture placement and door installation is complete - pending final punch walk.
- ✓ Building F - The drywall, ceiling grid, door installation, light fixture placement, and gutter installation is complete - pending final punch walk.
- ✓ Site Work - Ongoing building A, B, C, D, E and F exterior rough grading for concrete formwork. The field and hardcourt rough grading is 90% complete.
- ✓ Parking Lots - Parking lots A and B driveway approach curb and gutter concrete formwork is complete - pending concrete pour. Parking Lot C sidewalk concrete is complete - pending final punch walk.
- ✓ Off-Site Work - Lincoln Avenue: The water line, crosswalk and light signal infrastructure is complete – City of Riverside approval pending. Emerald Street: The sewer line tie-in is complete - City of Riverside approval pending. Bunker Street: The base and asphalt paving is complete and the asphalt tie-in at Lincoln Avenue is pending.

Casa Blanca Elementary School

Project Site Plan

PROJECT OVERVIEW SCHEMATIC SITE PLAN



Casa Blanca Elementary School

Conceptual Site Plan



Casa Blanca Elementary School

Project Renderings



Classroom Wing



Classroom Wing



Lunch Shelter



School Main Entry

Casa Blanca Elementary School

Construction Progress Pictures




Concrete walkway at lunch shelter area



Building B MPR – Outdoor stage concrete ramp



Building A – Ongoing exterior paint, roof tile, canopy gutter, door storefront, door hardware and lighting



Building D – Concrete walkway

New Elementary School on the Eastside

Measure O New School

Project Description

The new transitional kindergarten – 6th grade, two-story building will include capacity for 900 students. The campus is 6.5 acres with transitional kindergarten/kindergarten and play area, hard courts, play field area for 1st through 6th grade students.

Group:	New School
Architect:	PBK Architects
DSA Submittal:	Pending
Bidding & Award:	Pending
Project Budget:	\$118 Million (Includes site acquisition)

Project Status

- ✓ Site acquisition completed for 21 of 23 parcels.
- ✓ Demolition of remaining District-owned structures ongoing.
- ✓ Street vacation package for Park Avenue, and traffic modification plan including modification of 13th Street to one way westbound with diagonal parking were approved by the City Council on February 25, 2025.
- ✓ Off-site improvement plans and utility connection plans are being reviewed by the City.
- ✓ Architectural design development of the campus contract documents is ongoing, with the building plans scheduled to be submitted to the Division of the State Architect (DSA) on April 11, 2025.

New Elementary School on the Eastside

Site Design Pictures



New Elementary School on the Eastside

Schematic Design Pictures



Outdoor Stage




Library



Learning Courtyard

New Elementary School on the Eastside

Construction Progress Pictures



Eastside – Ongoing demolition



Eastside – Concrete removal

Highgrove II Elementary School

Measure O New School

Project Description

The site is 13 acres and is located in Spring Mt. Ranch development area. The location of the site is in the northwestern corner of the Silverspot Road and Spring Street intersection.

Group:	New School
Architect:	Ruhnau Clarke Architects
DSA Submittal:	To Be Determined
Bidding & Award:	To Be Determined
Project Budget:	\$1 Million Plus Total Encumbrances to Date

Project Status


- ✓ Project on hold pending necessity and funding.

Highgrove II Elementary School

Measure O New School



Highly Voted Visioning Images



STEM Education Center

Measure O New School

Project Description

A state of the art public STEM Education Center on the premises of a world class public research university, University of California, Riverside (UCR). This project is currently in the CEQA process. The proposed high school will accommodate 800 students at any given time and will focus on “STEM” subjects, such as: computer science, environmental/agricultural science, biomedical/allied health, and engineering & advanced manufacturing.

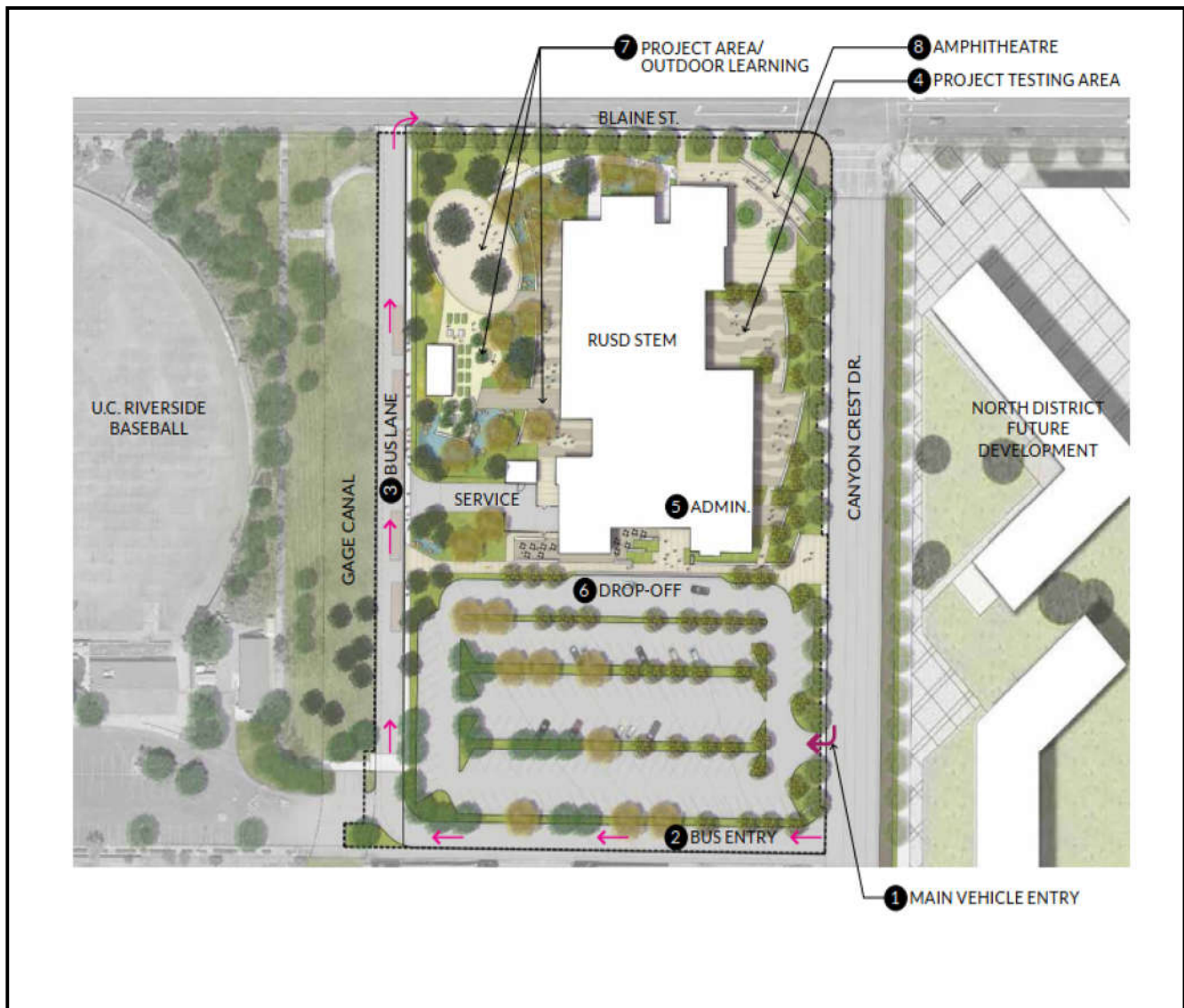
Group:	New School
Architect:	Ruhnau Clarke Architects
DSA Submittal:	Pending
Project Budget:	\$2.8 Million

Project Status

- ✓ On March 18, 2024, The University of California, Riverside (UCR) released the Draft Environmental Impact Report (DEIR) for public review through May 2, 2024.
- ✓ Ground Lease and Option Ground Lease agreements are being negotiated.

STEM Education Center

Aerial Site Plan



Potential State Grants for Groups A, B & C Projects*

The Riverside Unified School District has been making every effort to augment its Measure O General Obligation Bonds with State grants. To date, the District has received over **\$57.7 million** in modernization and new construction grants from the State. However, the receipt of potential future State grants is predicated on: 1) the Governor agreeing to issue State School Bonds, 2) the District meeting the State's project eligibility requirements, and 3) the State School Facilities Program ("SFP") having funding to allocate.

No.	School Project Name	OPSC Application Number	OPSC Eligible Grant Amount	OPSC Grants Received to Date	OPSC Potential Grants Pending
FUNDING EXPECTED FROM CURRENT STATE APPROVED SCHOOL BONDS OR GOVERNOR'S BUDGET					
1	Andrew Jackson Elementary New Construction	50/67215-00-037	\$3,357,437.00	\$3,357,437.00	\$0.00
2	Arlington High School Modernization	57/67215-00-049	1,605,502.00	1,605,502.00	0.00
3	Castle View Elementary - Portables	50/67215-00-028	341,891.00	341,891.00	0.00
4	Emerson Elementary - 2 Portable Replacement	50/67215-00-030	279,202.00	279,202.00	0.00
5	Fremont Elementary Modernization	57/67215-00-043	2,145,092.00	2,145,092.00	0.00
6	Fremont Elementary New Construction	50/67215-00-043	3,947,211.00	3,947,211.00	0.00
7	Harrison Elementary Modernization	57/67215-00-037	1,748,156.00	1,748,156.00	0.00
8	Harrison Elementary School - Modernization	50/67215-00-031	2,218,572.00	2,218,572.00	0.00
9	Henry W. Longfellow Elementary Modernization	57/67215-00-047	2,316,551.00	2,316,551.00	0.00
10	Highgrove Elementary Modernization	57/67215-00-036	2,218,515.00	2,218,515.00	0.00
11	Highgrove Elementary New Construction	50/67215-00-033	6,153,752.00	6,153,752.00	0.00
12	Jefferson Elementary Modernization	50/67215-00-032	2,935,279.00	2,935,279.00	0.00
13	Jefferson ES - Portables	50/67215-00-027	341,891.00	341,891.00	0.00
14	John Adams Elementary Modernization	57/67215-00-044	1,161,482.00	1,161,482.00	0.00
15	John Adams Elementary New Construction	50/67215-00-036	2,931,130.00	2,931,130.00	0.00
16	Kennedy ES - 2 Portable Replacement	50/67215-00-029	167,521.00	167,521.00	0.00
17	Louisa May Alcott Elementary Modernization	57/67215-00-046	1,293,306.00	1,293,306.00	0.00
18	Madison Elementary Modernization	57/67215-00-040	1,249,565.00	1,249,565.00	0.00
19	Madison Elementary New Construction	50/67215-00-034	3,814,130.00	3,814,130.00	0.00
20	Magnolia Elementary Modernization	57/67215-00-042	679,394.00	679,394.00	0.00
21	Magnolia Elementary New Construction	50/67215-00-035	3,947,211.00	3,947,211.00	0.00
22	Monroe Elementary New Construction	50/67215-00-040	3,395,083.00	3,395,083.00	0.00
23	Monroe Elementary Modernization	57/67215-00-048	1,193,111.00	1,193,111.00	0.00
24	MLK HS - Wrestling	50/67215-00-039	651,593.00	651,593.00	0.00
25	Poly HS Chiller Modernization	57/67215-00-035	3,216,514.00	3,216,514.00	0.00
26	Riverside STEAM Academy	50/67215-00-026	497,281.00	497,281.00	0.00
27	University Middle New Construction	50/67215-00-038	3,424,137.00	3,424,137.00	0.00
28	University Middle Modernization	57/67215-00-045	562,356.00	562,356.00	0.00
COMBINED STATE FUNDING AMOUNTS:			\$57,792,865.00	\$57,792,865.00	\$0.00

* Information is provided by the District State consultant

School Funding Program Glossary of Acronyms

General Obligation Bonds (G.O. Bonds) – Fund 21: Measure 0 is a voter approved bond measure within the boundaries of the District. It represents a maximum tax of \$60 per \$100,000 of assessed property value.

Community Facilities District Bonds (CFDs): The Mello-Roos Community Facilities Act provides an alternative method for public agencies to fund facilities. The Community Facilities District ("CFD") is a financing entity through which a local government is authorized to levy special property taxes to pay debt service on bonds or to pay for the direct construction of facilities. CFD revenue is restricted to the funding of additional capacity (e.g. New Construction).

Developer Fees – Fund 25: School districts have the ability to impose impact fees from new residential development and commercial/industrial development for the construction or reconstruction of school facilities. Developer fees are collected at the time a building permit is issued and are restricted to the funding of additional capacity (e.g. New Construction).

Redevelopment Agency Revenue (RDA – Fund 06): California redevelopment law allows school districts to share property tax increment income via pass-through agreements with local redevelopment agencies. State law eliminated redevelopment agencies as of February 1, 2012; however, local educational agency's pass-through entitlements remain. Redevelopment revenue is received annually and can be used to fund modernization and/or new construction projects.

State School Facility Program Grants (SFP) - Fund 35: The SFP provides grants for school districts to acquire school sites, construct new school facilities, or modernize existing school facilities. The two major funding types available are "new construction" and "modernization". The new construction grant provides funding on a 50/50 State and local match basis. The modernization grant provides funding on a 60/40 basis.

California Clean Energy Jobs Act (Proposition 39): Prop. 39 is an energy efficiency grant program that provides funding for eligible repairs to heating, ventilation, and air-conditioning (HVAC) systems; new chillers, boilers and furnaces; new lighting and lighting control systems; Installation of energy-efficient windows, programmable thermostats, and thermal window shades; and on-site clean energy generation, such as solar photovoltaic.

Measure O Cumulative Project Expenditures

From
Inception to February 15, 2025



MEASURE O PROJECT COMMITMENTS AND EXPENDITURES

No.	DISTRICT PROJECT NAME	ESTIMATED PROJECT BUDGET *	MEASURE O CUMULATIVE COMMITMENTS	MEASURE O EXPENDITURES UP TO 11/15/2024 ¹	EXPENDITURES FROM 11/16/2024 TO 2/15/2025 ²	MEASURE O CUMULATIVE EXPENDITURES	REMAINING MEASURE O COMMITMENTS	CURRENT PROJECT PHASE
	A	B	C	D	E	F (D + E)	D (C + F)	

GROUP A PROJECTS

1	Harrison Elementary School	\$11,135,012.68	\$7,932,745.96	(\$7,932,745.96)	\$0.00	(\$7,932,745.96)	\$0.00	Completed/April 2021
2	Highgrove Elementary School	23,760,408.73	18,514,789.68	(18,514,789.68)	0.00	(18,514,789.68)	0.00	Completed/August 2020
3	Jefferson Elementary School	17,981,000.58	16,537,721.24	(16,537,721.24)	0.00	(16,537,721.24)	0.00	Completed/April 2021
4	Madison Elementary School	17,489,589.06	17,484,454.98	(17,484,454.98)	0.00	(17,484,454.98)	0.00	Completed/June 2021
5	Sierra Middle School	<u>8,733,530.13</u>	<u>8,733,530.13</u>	<u>(8,733,530.13)</u>	0.00	<u>(8,733,530.13)</u>	<u>0.00</u>	Completed/November 2019
GROUP A PROJECT TOTALS:		\$79,099,541.18	\$69,203,241.99	(\$69,203,241.99)	\$0.00	(\$69,203,241.99)	\$0.00	

GROUP B PROJECTS

6	Alcott Elementary School	\$21,256,275.52	\$16,394,877.97	(\$16,260,617.22)	\$14,941.00	(\$16,245,676.22)	\$149,201.75	Substantial Completion
7	Jackson Elementary School	22,020,801.89	19,486,358.37	(19,483,358.37)	0.00	(19,483,358.37)	3,000.00	Completed/March 2022
8	Monroe Elementary School	22,687,994.11	21,330,597.58	(21,128,411.14)	372.44	(21,128,038.70)	202,558.88	Substantial Completion
9	Sunshine Early Childhood Center	10,297,725.69	5,092,993.94	(5,092,993.94)	0.00	(5,092,993.94)	0.00	Completed/December 2021
10	Riverside Polytech High School	<u>24,414,004.46</u>	<u>23,394,324.52</u>	<u>(23,394,324.52)</u>	<u>0.00</u>	<u>(23,394,324.52)</u>	<u>0.00</u>	Completed/May 2022
GROUP B PROJECT TOTALS:		\$100,676,801.67	\$85,699,152.38	(\$85,359,705.19)	\$15,313.44	(\$85,344,391.75)	\$354,760.63	

GROUP C PROJECTS

11	Adams Elementary School	\$11,147,907.39	\$10,700,795.63	(\$10,700,795.63)	\$0.00	(\$10,700,795.63)	\$0.00	Completed/November 2021
12	Fremont Elementary School	17,437,895.44	15,284,279.40	(15,297,378.25)	18,047.03	(15,279,331.22)	4,948.18	Substantial Completion
13	Longfellow Elementary School	24,295,610.00	18,448,946.00	(17,210,768.62)	(1,158,794.63)	(18,369,563.25)	79,382.75	Substantial Completion
14	Magnolia Elementary School	10,284,790.19	10,279,983.31	(10,279,983.31)	0.00	(10,279,983.31)	0.00	Completed/November 2021
15	University Middle School	14,768,667.82	6,929,355.54	(6,605,237.66)	(33,469.50)	(6,638,707.16)	290,648.38	Substantial Completion
16	Arlington High School	<u>26,483,215.19</u>	<u>26,466,774.87</u>	<u>(26,406,686.17)</u>	<u>15,340.32</u>	<u>(26,391,345.85)</u>	<u>75,429.02</u>	Substantial Completion
GROUP C PROJECT TOTALS:		\$104,418,086.03	\$88,110,134.75	(\$86,500,849.64)	(\$1,158,876.78)	(\$87,659,726.42)	\$450,408.33	

* Reflects the entire estimated budget for the project. Some projects may be multi-funded from various District Capital Facility Funding Sources.

¹ Expenditures reflected in last CBOC Report dated December 3, 2024. Financial period ended on November 15, 2024.

² Expenditures related to Measure O from November 16, 2024 to February 15, 2025.

MEASURE O PROJECT COMMITMENTS AND EXPENDITURES

No.	DISTRICT PROJECT NAME	ESTIMATED PROJECT BUDGET *	MEASURE O CUMULATIVE COMMITMENTS	MEASURE O EXPENDITURES UP TO 11/15/2024 ¹	EXPENDITURES FROM 11/16/2024 TO 2/15/2025 ²	MEASURE O CUMULATIVE EXPENDITURES	REMAINING MEASURE O COMMITMENTS	CURRENT PROJECT PHASE
A	B	C	D	E	F (D + E)	D (C + F)		

Groups D, E, F, & H and Expanded Projects

17	Bryant Elementary School	\$161.01	\$161.01	(\$161.01)	\$0.00	(\$161.01)	\$0.00	Dormant
18	Highgrove II Neighborhood School	5,275,416.32	4,145,349.14	(4,145,349.14)	0.00	(4,145,349.14)	0.00	Planning
19	Franklin Elementary School	47,103.04	47,103.04	(47,103.04)	0.00	(47,103.04)	0.00	Dormant
20	King High School	891,610.79	891,610.79	(891,610.79)	0.00	(891,610.79)	0.00	Dormant
21	Mt. View Elementary School	13,302.50	13,302.50	(13,302.50)	0.00	(13,302.50)	0.00	Dormant
22	North High School	61,304,555.23	27,763,381.41	(15,805,956.46)	(2,394,013.22)	(18,199,969.68)	9,563,411.73	In Construction
23	Pachappa Elementary School	11,450.00	11,450.00	(11,450.00)	0.00	(11,450.00)	0.00	Dormant
24	Taft Elementary School	31,893.06	31,893.06	(31,893.06)	0.00	(31,893.06)	0.00	Dormant
25	Washington Elementary School	23,939.85	23,939.85	(23,939.85)	0.00	(23,939.85)	0.00	Dormant
26	Woodcrest Elementary School	20,170.63	20,170.63	(20,170.63)	0.00	(20,170.63)	0.00	Dormant
27	Earhart Middle School	12,350.00	12,350.00	(12,350.00)	0.00	(12,350.00)	0.00	Dormant
28	Ramona High School	21,250.00	21,250.00	(21,250.00)	0.00	(21,250.00)	0.00	Dormant
29	STEM Education Center	2,858,241.55	1,973,109.22	(1,453,246.79)	(5,911.25)	(1,459,158.04)	513,951.18	Planning
30	Casa Blanca Neighborhood School ³	91,722,929.13	66,499,539.38	(40,875,005.56)	(8,051,218.97)	(48,926,224.53)	17,573,314.85	In Construction
31	Eastside Neighborhood School ³	118,250,000.00	8,405,700.98	(4,914,412.78)	(1,703,320.63)	(6,617,733.41)	1,787,967.57	Planning
32	STEM Academy	9,952.47	9,952.47	(9,952.47)	0.00	(9,952.47)	0.00	Dormant
33	Facilities Projects (Program Costs)	<u>4,381,526.57</u>	<u>4,530,455.67</u>	<u>(3,969,646.26)</u>	<u>(465,134.65)</u>	<u>(4,434,780.91)</u>	<u>95,674.76</u>	Planning
GROUPS D, E, F, & H & EXPANDED:		\$284,875,852.15	\$114,400,719.15	(\$72,246,800.34)	(\$12,619,598.72)	(\$84,866,399.06)	\$29,534,320.09	

MEASURE O PROJECT TOTALS:	<u>\$569,070,281.03</u>	<u>\$357,413,248.27</u>	<u>(\$313,310,597.16)</u>	<u>(\$13,763,162.06)</u>	<u>(\$327,073,759.22)</u>	<u>\$30,339,489.05</u>
---------------------------	-------------------------	-------------------------	---------------------------	--------------------------	---------------------------	------------------------

* Reflects the entire estimated budget for the project. Some projects may be multi-funded from various District Capital Facility Funding Sources.

¹ Expenditures reflected in last CBOC Report dated December 3, 2024. Financial period ended on November 15, 2024.

² Expenditures related to Measure O from November 16, 2024 to February 15, 2025.

³ The above budgets reflect estimated construction costs including site acquisition costs.

Measure O Detailed Expenditure Backup

from *Keystone Solutions*
November 16, 2024 to February 15, 2025



**Measure O GROUP A
Expenditure Backup**
(No Expenditures Remain)



Measure O GROUP B Expenditure Backup



Measure O - Group B Expenditures Backup from 11/16/2024 to 2/15/2025

Project: 104-9776 - Alcott Elementary School - Modernization		
Vendor	Expenditure	Description
Cardinal Environmental Consultants, Inc.	\$15,941.00	Construction Costs - Hazmat
SWPPP CAL	(\$1,000.00)	Other Construction Costs/Stormwater Management
Project Total:	\$14,941.00	104-9776 - Alcott Elementary School - Modernization
Project: 142-9772 - Monroe Elementary School - New Construction (CLOSED)		
Vendor	Expenditure	Description
Reece	\$372.44	Construction Costs - Plumbing
Project Total:	\$372.44	142-9772 - Monroe Elementary School - New Construction (CLOSED)
Project: 460-9776 - Sunshine Early Childhood Center - Modernization		
Vendor	Expenditure	Description
Project Total:	\$0.00	460-9776 - Sunshine Early Childhood Center - Modernization
Grand Total:	\$15,313.44	Riverside Unified School District

Measure O GROUP C Expenditure Backup



Measure O - Group C Expenditures Backup from 11/16/2024 to 2/15/2025

Project: 114-9776 - Fremont Elementary School - Modernization		
Vendor	Expenditure	Description
CLM Professional Services, Inc.	\$1,450.00	Construction Costs - SWPPP & Compliance
Cardinal Environmental Consultants, Inc.	\$2,458.50	Construction Costs - Hazmat
Gafcon, Inc.	\$157.00	Labor Relations
Sandy Pringle Associates, Inc.	\$498.00	Inspector of Record
Spec Construction Co., Inc.	\$11,878.04	Construction Costs - Hardscape
TGR Geotechnical, Inc.	\$2,365.49	Lab of Record
Tao Rossini, A Professional Corporation	(\$760.00)	Legal Consulting Services
Project Total:	\$18,047.03	114-9776 - Fremont Elementary School - Modernization
Project: 136-9776 - Longfellow Elementary School - Modernization		
Vendor	Expenditure	Description
Bogh Engineering Inc.	(\$112,713.78)	Construction Costs - Concrete
Bravo Construction Services, Inc.	(\$45,417.41)	Construction Costs - Concrete
Empyrean Plumbing, Inc.	(\$7,713.09)	Construction Costs - Plumbing
F.E.C. Electric	(\$6,881.06)	Construction Costs - Electric
Gafcon, Inc.	(\$1,944.00)	Labor Relations
Integrated Demolition and Remediation Inc.	\$426.36	Construction Contractor
K & Z Cabinet Co., Inc.	(\$4,504.78)	Construction Costs - Casework
Letner Roofing Co.	(\$7,490.56)	Construction Costs - Roofing
Marina Landscape, Inc.	\$32,727.07	Construction Costs - Landscaping
McKernan Inc.	(\$14,743.22)	Construction Costs - Doors/Glazing
Neff Construction, Inc.	(\$184,396.15)	Construction Management
Painting And Decor, Inc.	(\$45,066.20)	Construction Costs - Painting
Pro-Craft Construction, Inc.	\$19,361.06	Permanent Construction Costs
Rite-Way Roof Corporation	(\$2,346.37)	Construction Costs - Roofing
Riverside County Treasurer	\$1,000.00	Admin Fees
Silver Creek Industries, Inc.	(\$779,092.50)	Construction Costs - Modular Structure
Project Total:	(\$1,158,794.63)	136-9776 - Longfellow Elementary School - Modernization
Project: 260-9776 - University Middle School - Modernization		
Vendor	Expenditure	Description
Go Architects, Inc.	(\$51,769.50)	Architects Fees
Southland Inspections, Inc.	\$18,300.00	Inspector of Record

Measure O - Group C Expenditures Backup from 11/16/2024 to 2/15/2025

Project: 260-9776 - University Middle School - Modernization		
Vendor	Expenditure	Description
Project Total:	(\$33,469.50)	260-9776 - University Middle School - Modernization
Project: 310-9776 - Arlington High School - Modernization		
Vendor	Expenditure	Description
Full Compass Systems, Ltd	(\$618.77)	Technology Costs
Ruhnau Clarke Architects	(\$1,100.00)	Architect Fees
Socal Gas	\$17,059.09	Socal Gas
Project Total:	\$15,340.32	310-9776 - Arlington High School - Modernization
Grand Total:	(\$1,158,876.78)	Riverside Unified School District

**Measure O ALL OTHER
Project Groups
Expenditure Backup**



Measure O - Groups D, E, F, H, & NEW SCHOOL Projects Expenditures Backup from 11/16/2024 to 2/15/2025

Project: 330-9772 - North High School - New Construction		
Vendor	Expenditure	Description
Gafcon, Inc.	(\$3,902.50)	Labor Relations
Leighton Consulting, Inc	(\$61,410.38)	Geotechnical Inspection
MTN Engineering	(\$3,430.00)	Construction
SWPPP CAL	(\$2,300.00)	Other Construction Costs/Stormwater Management
Southland Inspections, Inc.	(\$55,020.00)	Inspector of Record
Project Total:	(\$126,062.88)	330-9772 - North High School - New Construction
Project: 330-9776 - North High School - Modernization		
Vendor	Expenditure	Description
All Star Air Systems Inc	(\$165,277.60)	Construction Costs - HVAC
D&M Painting, Inc.	(\$27,930.00)	Construction Costs - Painting
Daniel's Electrical Construction	(\$757,868.20)	Construction Costs - Electrical
Inland Empire Landscape, Inc.	(\$108,306.65)	Construction Costs - Landscaping
J.G. Tate Fire Protection Systems, Inc.	(\$37,219.10)	Fire Protection
JCE Equipment Inc	(\$3,111.25)	Supplies
JPI Development Group, Inc.	(\$124,760.00)	Construction Costs - Plumbing
McKernan Inc.	(\$38,680.63)	Construction Costs - Doors/Glazing
Placeworks	\$3,416.00	Environmental/CEQA
Schroeder Iron Corporation	(\$57,343.90)	Construction Costs
Sierra Lathing Company, Inc.	(\$770,320.21)	Construction Costs
State Water Resources Control Board	(\$889.00)	Storm Water Management
Verne's Plumbing, Inc.	(\$179,659.80)	Plumbing Costs
Project Total:	(\$2,267,950.34)	330-9776 - North High School - Modernization
Project: 360-9772 - STEM Education Center		
Vendor	Expenditure	Description
Tao Rossini, A Professional Corporation	(\$5,911.25)	Legal Consulting Services
Project Total:	(\$5,911.25)	360-9772 - STEM Education Center
Project: 612-0000 - Facilities Projects - Undistributed		
Vendor	Expenditure	Description
BLX Group	(\$1,450.00)	Measure O Arbitrage Reports
Best, Best, & Krieger, LLP	(\$10,015.56)	Legal Fees

Measure O - Groups D, E, F, H, & NEW SCHOOL Projects Expenditures Backup from 11/16/2024 to 2/15/2025

Project: 612-0000 - Facilities Projects - Undistributed		
Vendor	Expenditure	Description
California Financial Services	(\$25,750.00)	Project/Fund Tracking, Strategic Cash Flow Planning, COC Reports
PQBids, Inc.	(\$14,000.00)	Bid Prequalification
Tao Rossini, A Professional Corporation	(\$855.00)	Legal Consulting Services
US Dept of the Treasury	(\$413,064.09)	Arbitrage Yield Reduction Payment
Project Total:	(\$465,134.65)	612-0000 - Facilities Projects - Undistributed
Project: 721-9772 - Casa Blanca - New Construction		
Vendor	Expenditure	Description
Anderson Charnesky Structural Steel, Inc.	(\$387,869.04)	General Contractor
Apex Fire Protection, Inc.	(\$251,225.55)	Construction Costs - Fire Sprinklers
Best Contracting Services	(\$180,625.78)	Construction Costs - Roofing
Caston, Inc.	(\$1,478,481.20)	Construction Costs - Plaster
Econo Fence Inc	(\$67,072.84)	Rentals, Leases & Repairs
Elite Glass Enterprise, Inc.	(\$560,252.69)	Glass Manufacturer
Elljay Acoustics, Inc.	(\$69,835.06)	Construction Costs
Empyrean Plumbing, Inc.	(\$700,962.00)	Construction Costs - Plumbing
Exterior Performance Consulting	(\$8,047.00)	Consulting Services
Go Architects, Inc.	(\$154,310.53)	Architects Fees
Hospitality Consulting Group	(\$152,475.00)	Market Analysis Consulting
Infinity Structures, Inc.	(\$132,681.75)	Construction Costs - Rough Carpentry
Inland Pacific Tile, Inc.	(\$23,544.80)	Construction Costs - Flooring
Ironclad General Engineering, Inc.	(\$297,300.63)	Construction
Letner Roofing Co.	(\$464,151.00)	Construction Costs - Roofing
MTN Engineering	(\$2,780.00)	Construction
RVH Constructors, Inc.	(\$169,803.38)	Construction Costs - General Construction
SWPPP CAL	(\$2,275.00)	Other Construction Costs/Stormwater Management
Sandy Pringle Associates, Inc.	(\$69,660.00)	Inspector of Record
Simco Mechanical, Inc.	(\$857,270.50)	Construction Costs - HVAC
State Water Resources Control Board	(\$1,051.00)	Storm Water Management
TGR Geotechnical, Inc.	(\$86,528.83)	Lab of Record
Tilden-Coil Constructors	(\$637,469.00)	Construction Management
Urban Habitat	(\$35,049.36)	Landscape
Valley Industrial Mechanical	(\$621,456.28)	Construction Costs - Plumbing

Measure O - Groups D, E, F, H, & NEW SCHOOL Projects Expenditures Backup from 11/16/2024 to 2/15/2025

Project: 721-9772 - Casa Blanca - New Construction

Vendor	Expenditure	Description
W.D. Gott Construction Co.	(\$588,747.75)	Construction
Western Painting And Wallcovering, Inc.	(\$50,293.00)	Painting Service
Project Total:	(\$8,051,218.97)	721-9772 - Casa Blanca - New Construction

Project: 722-9772 - Eastside - New Construction

Vendor	Expenditure	Description
Atkinson, Andelson, Loya, Ruud &	(\$28,301.04)	Legal Costs
Balandra Demolition	(\$227,875.00)	Demolition Services
Epic Engineers	(\$14,250.00)	Engineering Costs
Epic Land Solutions	(\$17,661.25)	Landscaping Costs
Gafcon, Inc.	(\$1,166.00)	Labor Relations
PBK Architects, Inc.	(\$1,138,637.56)	Architect Fees
Placeworks	(\$20,367.78)	Environmental/CEQA
TGR Geotechnical, Inc.	(\$28,900.00)	Lab of Record
TJW Engineering	(\$44,800.00)	Engineering
Tilden-Coil Constructors	(\$181,362.00)	Construction Management
Project Total:	(\$1,703,320.63)	722-9772 - Eastside - New Construction
Grand Total:	(\$12,619,598.72)	Riverside Unified School District