



Riverside Unified School District

Citizens' Bond Oversight Committee Report

(Financial Data as of 8/15/2024)

September 10, 2024 Meeting

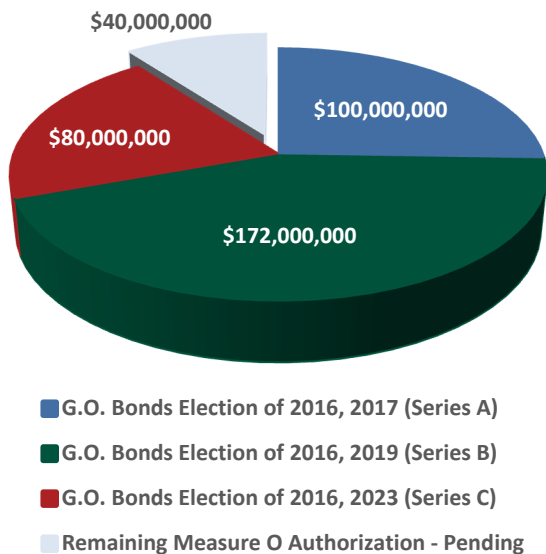
Prepared by:



3380 14th Street | Riverside, CA 92501
(951) 788-7135 www.riversideunified.org



Measure O Authorization

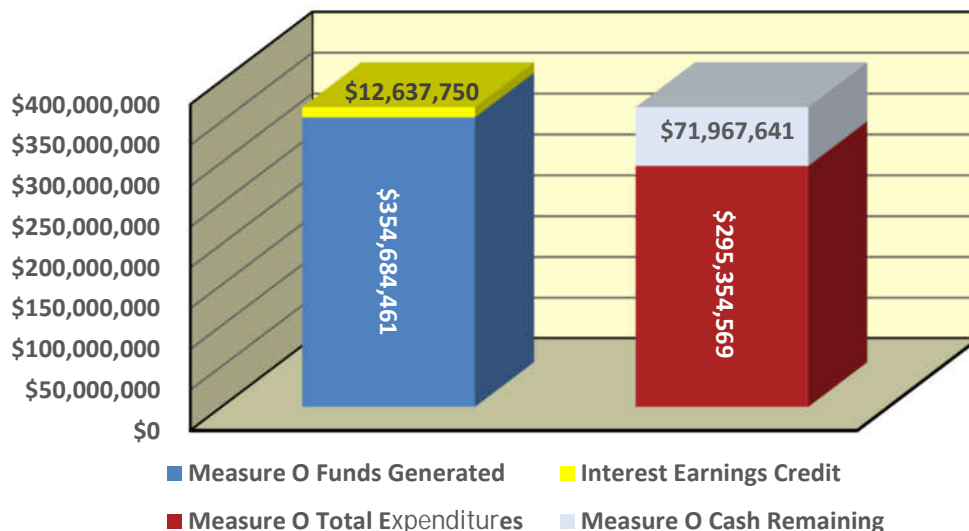


Measure O Overview

On November 8, 2016, the voters of the Riverside Unified School District approved Measure O General Obligation Bonds (the “Bonds”) with a 70% approval rate. Measure O will generate \$392 million dollars over the next 10 to 15 years to improve and build new capital facilities in the Riverside Unified School District.

The Bonds will be used to repair and upgrade District aging school infrastructure, classrooms and buildings, build new schools, modernize school facilities with 21st century technology, improve access for students with disabilities, provide classroom and labs for career and technical education classes, improve school safety by modernizing security systems, retrofitting buildings to be earthquake proof, and upgrading emergency communications.

Measure O Total Revenue = \$367,322,210



Citizens' Bond Oversight Committee Members as of September 2024

Committee Members	Group Representation	Term	Board Approved Start Date	Term End Date
Art Alcaraz	Community at Large	2nd Term	1/21/2021	1/12/2025
Chani Beeman	Community at Large	1st Term	1/12/2023	1/12/2025
Nick Corbo	Business Representative	1st Term	8/22/2024	8/22/2026
Martin DeCampos	Taxpayer Representative	2nd Term	1/21/2021	1/12/2025
Ventrice Diggs-King	Taxpayer Representative	1st Term	8/22/2024	8/22/2026
Bob Garcia	Senior Citizen Organization	3rd Term	3/20/2017	1/12/2025
Douglas Kroon	Senior Citizen Organization	2nd Term	2/24/2024	2/24/2026
Lara E. Martin	Business Representative	2nd Term	1/12/2021	1/12/2025
Jag Patel	Parent	1st Term	8/22/2024	8/22/2026
Ashley Peake	Parent & PTA Member	1st Term	8/22/2024	8/22/2026
Matthew Stowe	Parent	1st Term	8/22/2024	8/22/2026
Beiwei Tu	Community at Large	2nd Term	7/14/2022	8/22/2026
Richard Vandenberg	Business Representative	1st Term	8/22/2024	2/24/2026

Measure O Project Status Updates



John W. North High School

Measure O Campus Improvements

Project Description

John W. North High School was built in 1966. This project is currently in the construction phase. The design team was tasked to develop the scope of work during the 2020/21 school year. Under Measure O, project includes a new two-story science building and a new 900 seat gymnasium, campus entry site improvements, new seating and shade structure in the quad and the removal of portables. ESSER funding project scope will include HVAC and lighting upgrades to campus buildings that will be performed in phased work to minimize disruption to the site. The HVAC lighting upgrade project will also include new paint, flooring, fire alarm upgrades, and restroom upgrades in building 300.1.

Project Group:	Group E
Architect:	GO Architect
Construction:	January 2024 to October 2025
Project Budget:	\$61.5 Million (Includes \$11.5 Million in ESSER Funding)

Project Status

Measure O Funded Project:

- ✓ **Percentage Complete: 22%**
- ✓ The construction start date was on January 22, 2024 – Estimated completion October 2025.
- ✓ New 2-Story Science Classroom Building – Foundation work is 80% complete. Structural steel and metal decking is 95% complete. The slab on grade concrete pour is scheduled for September. Ongoing metal railing, steel stair and mechanical/electrical/plumbing (MEP) rough-in metal deck penetration work.
- ✓ New Gym Building – The foundation and slab on grade work is complete. Ongoing structural steel delivery, staging and crane set up work. Steel erection started the week of August 19, 2024.
- ✓ Site Work – The electrical and plumbing underground infrastructure work is 65% complete. The new irrigation water line and fire line work is 40% complete. The ADA walkway and fire lane hardscape work is 40% complete.

John W. North High School

Modernization & New Construction Progress Pictures




New asphalt installation & walkway



New 2-Story Science Classroom - Ongoing steel decking, railing & stair installation work



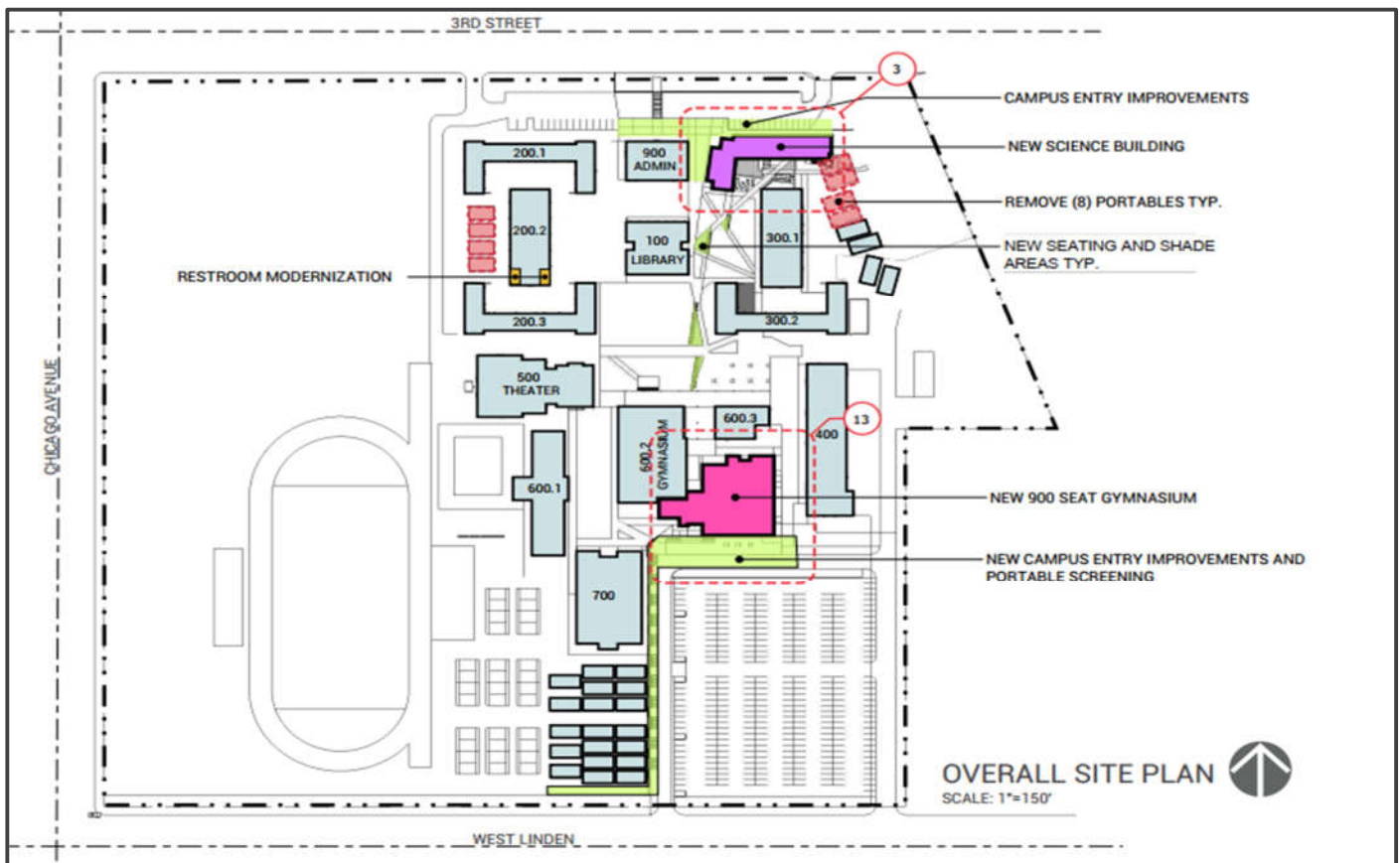
New Gym – Crane set up for the structural steel erection



Building C-200.2 - Boys restroom

John W. North High School

Modernization & New Construction Project Overall Site Plan



John W. North High School

Project Renderings



Campus Entry



New Gymnasium Exterior View



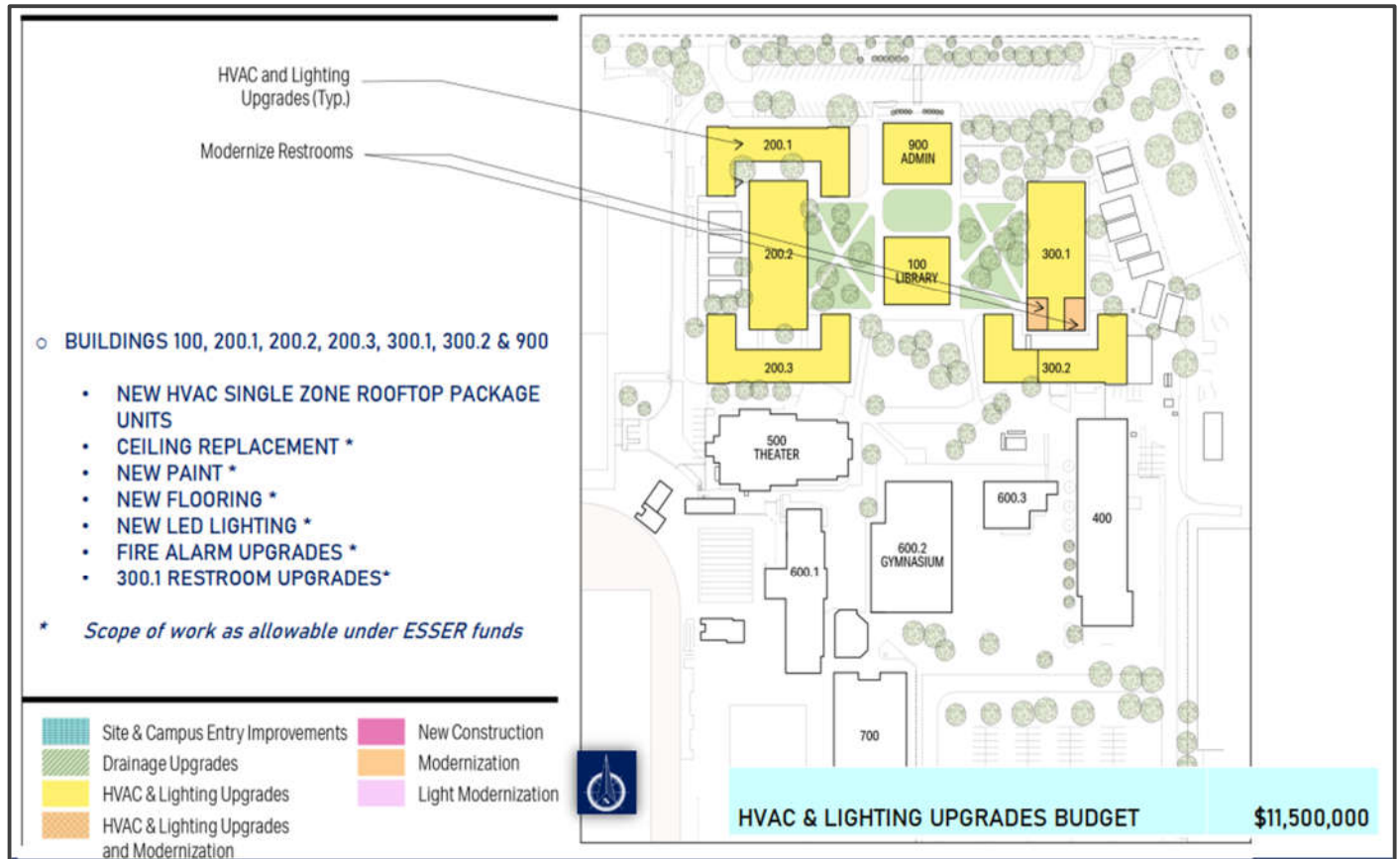
New 2-Story Science Building Inside Campus View



New Student Entry Aerial View

John W. North High School

HVAC & Lighting Upgrades



Casa Blanca Elementary School

Measure O New School

Project Description

Casa Blanca Elementary School is approximately 9.8 acres located on Lincoln Street, and will service approximately 750 TK-6 students in the Casa Blanca neighborhood. The new school will include ancillary support buildings, outdoor learning shared spaces, Transitional kindergarten-kindergarten classrooms with play area, 1st-3rd grade classrooms with play area, 4th-6th grade classrooms with play area, staff and visitor parking lot, and new bus drop off area.

Group:	New School
Architect:	GO Architects
Construction:	October 2023 to July 2025
Project Budget:	\$91 Million (Includes site acquisition)
Percentage Complete:	30%

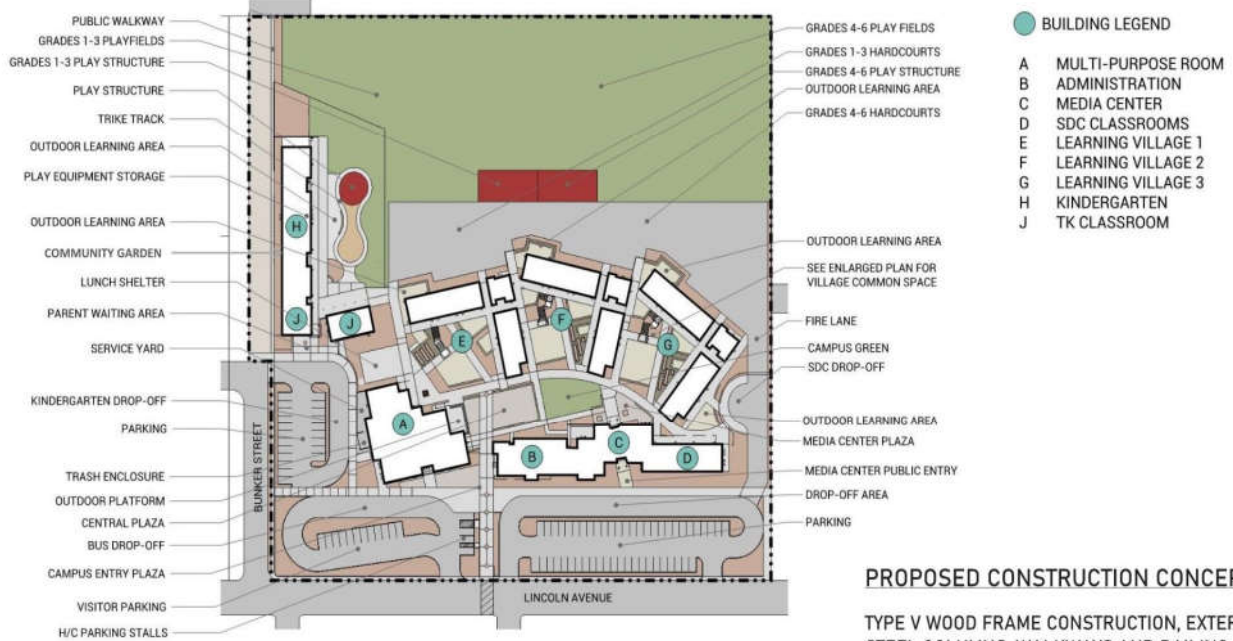
Project Status

- ✓ Construction started on October 15, 2023 – Estimated Completion August 2025.
- ✓ Site Work - The storm water pollution prevention plan (SWPPP) is in place. The bioretention basin system underground work is complete. Parking lot A and B asphalt work is complete. Offsite work plumbing and street work was tentatively scheduled for the week of August 26, 2024.
- ✓ Site Infrastructure - There is ongoing electrical and plumbing work.
- ✓ Building C - Kindergarten Classroom Building - The foundation, structural steel, wall framing, plywood sheathing, joists and door/window framework is complete. Ongoing mechanical/electrical/plumbing (MEP) rough-in, Tyvek, roof & metal lath work. The stucco was tentatively scheduled to start the week of August 26, 2024.
- ✓ Building B - Multi-Purpose/Kitchen/Music Lab Building - The foundation, structural steel, wall framing, plywood sheathing and joists work is complete. Ongoing MEP rough-in, door/window frame and Tyvek work. The roof and metal lath work is tentatively scheduled for the week of September 16, 2024.
- ✓ Building F - East Two-Story Classroom Building - The foundation and structural steel work is complete. Ongoing first and second floor wall framing/plywood sheathing, joists and MEP rough-in work.
- ✓ Building E - Middle Two-Story Classroom Building - The foundation, structural steel work is complete. Ongoing first floor wall framing, plywood sheathing and joist work. The second-floor wall framing, plywood sheathing and MEP rough-in work was tentatively scheduled to start the week of August 26, 2024.
- ✓ Building A - Administration/Library/Media Center/Special Education Building - The foundation and structural steel work is complete. Ongoing wall framing, plywood sheathing, joists and MEP rough-in work. The roof plywood sheathing was tentatively scheduled for the week of September 9, 2024.
- ✓ Building D - West Two-Story Classroom Building - The foundation and slab on grade work is complete. Ongoing structural steel welding, slab on grade form clean-up work. The base plating and wall framing was tentatively scheduled for the week of September 2, 2024.

Casa Blanca Elementary School

Project Site Plan

PROJECT OVERVIEW SCHEMATIC SITE PLAN



PROPOSED CONSTRUCTION CONCEPT

TYPE V WOOD FRAME CONSTRUCTION, EXTERIOR STEEL COLUMNS, WALKWAYS AND RAILING, EXTERIOR CEMENT PLASTER AND METAL ROOFS



Casa Blanca Elementary School

Conceptual Site Plan



Casa Blanca Elementary School

Project Renderings



Classroom Wing



Classroom Wing



Lunch Shelter



School Main Entry

Casa Blanca Elementary School

Construction Progress Pictures



East 2-Story Classroom Bldg. F – Wall framing, plywood sheathing & MEP rough-in



Kindergarten Bldg. C – MPE rough-in, Tyvek, roofing, and metal lath



MPR, Kitchen & Music Lab Bldg. B – MPE rough-in, door-window frame & Tyvek installation



West 2-Story Classroom Bldg. D – Structural steel welding, slab on grade clean up for base plating

New Elementary School on the Eastside

Measure O New School

Project Description

The new transitional kindergarten – 6th grade, two-story building will include capacity for 900 students. The campus is 6.5 acres with transitional kindergarten/kindergarten and play area, hard courts, play field area for 1st through 6th grade students.

Group:	New School
Architect:	PBK Architects
DSA Submittal:	Pending
Bidding & Award:	Pending
Project Budget:	\$118 Million (Includes site acquisition)

Project Status

- ✓ Site acquisition is ongoing.
- ✓ A parent meeting was held at Lincoln High School on June 25, 2024, to review schematic designs.
- ✓ Soil samples have been taken for structural design purposes.
- ✓ Demolition of remaining structures started August 22, 2024.
- ✓ Multiple meetings have been held with the City of Riverside to discuss added parking for the school site and community use. In addition to discussions of traffic shifting to a one-way direction on 13th street. City Planning Commission Meetings are forthcoming.

New Elementary School on the Eastside


Site Design Pictures

SITE PLAN




New Elementary School on the Eastside

Schematic Design Pictures



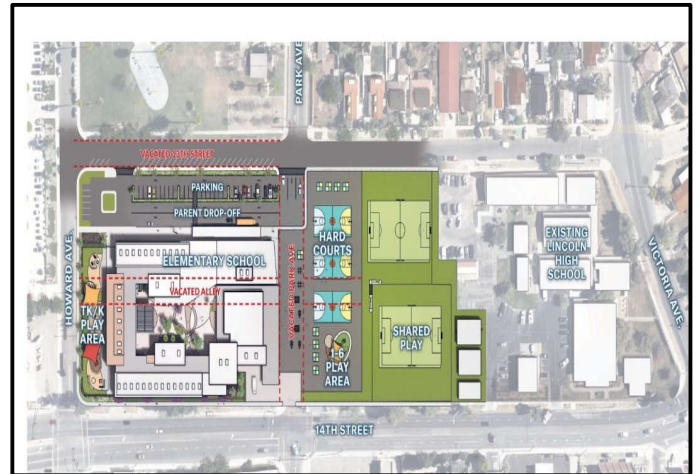
Learning Courtyard Design



Library Design



Outdoor Stage Design



Site Plan Design

Highgrove II Elementary School

Measure O New School

Project Description

The site is 13 acres and is located in Spring Mt. Ranch development area. The location of the site is in the northwestern corner of the Silverspot Road and Spring Street intersection.

Group:	New School
Architect:	Ruhnau Clarke Architects
DSA Submittal:	To Be Determined
Bidding & Award:	To Be Determined
Project Budget:	\$1 Million Plus Total Encumbrances to Date

Project Status


- ✓ Project on hold pending future/State funding.

Highgrove II Elementary School

Measure O New School



Highly Voted Visioning Images



STEM Education Center

Measure O New School

Project Description

A state of the art public STEM Education Center on the premises of a world class public research university, University of California, Riverside (UCR). This project is currently in the CEQA process. The proposed high school will accommodate 800 students at any given time and will focus on “STEM” subjects, such as: computer science, environmental/agricultural science, biomedical/allied health, and engineering & advanced manufacturing.

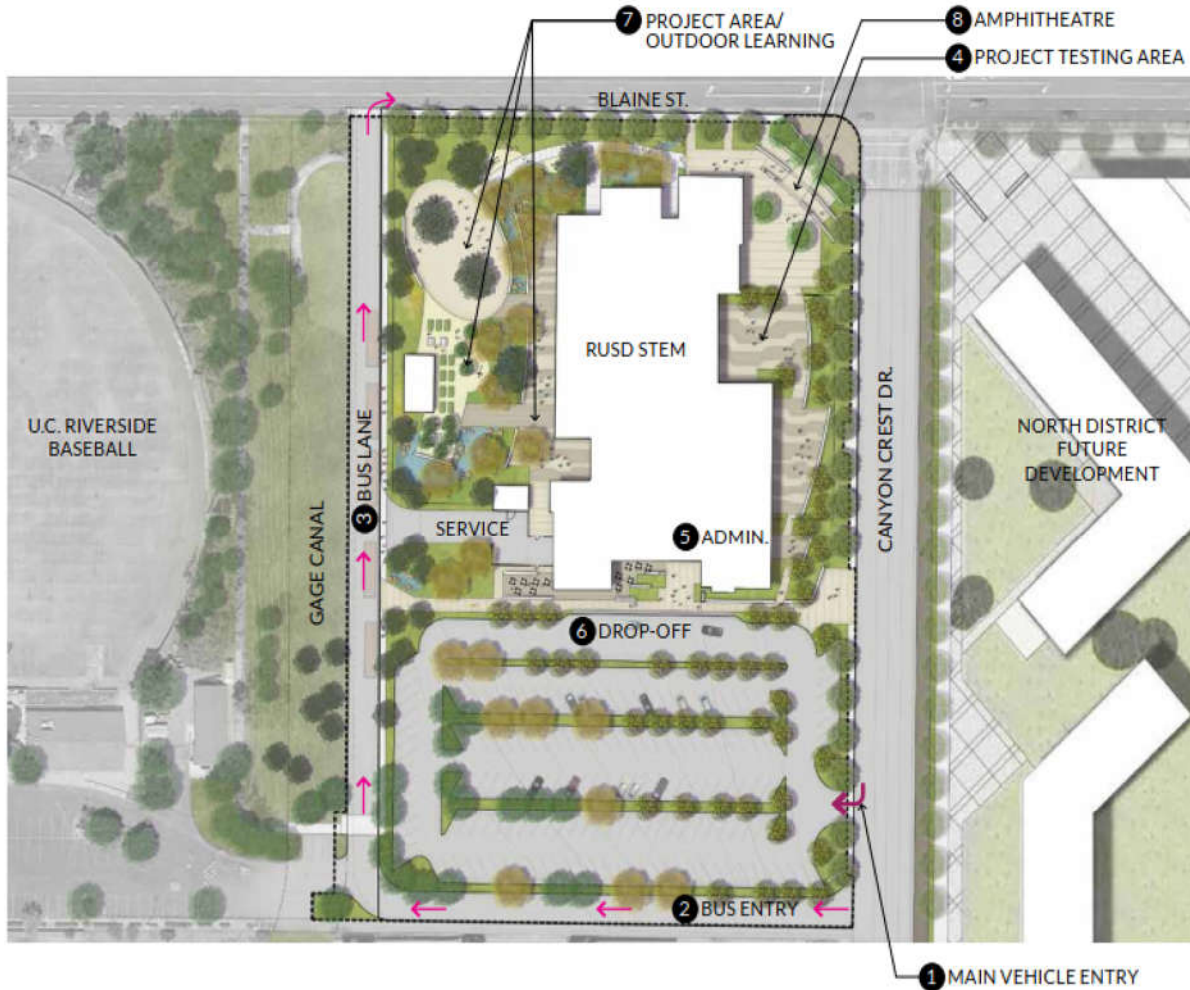
Group:	New School
Architect:	Ruhnau Clarke Architects
DSA Submittal:	Pending
Project Budget:	\$2.8 Million

Project Status

- ✓ University of California Riverside (UCR) is undergoing review of the comments received from the draft Environmental Impact Report (EIR).
- ✓ UCR is targeting a meeting with the Board of Regents towards the beginning of the calendar year - 2025. The Regents' will review the draft EIR and determine to either adopt or reject the draft EIR.
- ✓ Following the UC recent decision, RUSD Board of Trustees will determine the project's next steps forward.

STEM Education Center

Aerial Site Plan



Potential State Grants for Groups A, B & C Projects*

The Riverside Unified School District has been making every effort to augment its Measure O General Obligation Bonds with State grants. To date, the District has received over **\$48.4 million** in modernization and new construction grants from the State. However, the receipt of potential future State grants is predicated on: 1) the Governor agreeing to issue State School Bonds, 2) the District meeting the State's project eligibility requirements, and 3) the State School Facilities Program ("SFP") having funding to allocate.

No.	School Project Name	OPSC Application Number	OPSC Eligible Grant Amount *	OPSC Grants Received to Date	OPSC Potential Grants Pending
1	Andrew Jackson Elementary New Construction	50/67215-00-037	\$3,621,853.00	\$3,621,853.00	\$0.00
2	Castle View Elementary - Portables	50/67215-00-028	341,891.00	341,891.00	0.00
3	Emerson Elementary - 2 Portable Replacement	50/67215-00-030	279,202.00	279,202.00	0.00
4	John C. Fremont Elementary Modernization	57/67215-00-043	2,145,092.00	2,145,092.00	0.00
5	John C. Fremont Elementary New Construction	50/67215-00-043	3,947,211.00	3,947,211.00	0.00
6	Henry Harrison Elementary Modernization	57/67215-00-037	1,748,156.00	1,748,156.00	0.00
7	Henry Harrison Elementary School - Modernization	50/67215-00-031	2,218,572.00	2,218,572.00	0.00
8	Henry W. Longfellow Elementary Modernization	57/67215-00-047	2,316,551.00	2,316,551.00	0.00
9	Highgrove Elementary Modernization	57/67215-00-036	2,218,515.00	2,218,515.00	0.00
10	Highgrove Elementary New Construction	50/67215-00-033	6,153,752.00	6,153,752.00	0.00
11	Thomas Jefferson Elementary Modernization	50/67215-00-032	2,935,279.00	2,935,279.00	0.00
12	Thomas Jefferson ES - Portables	50/67215-00-027	341,891.00	341,891.00	0.00
13	John F. Adams Elementary Modernization	57/67215-00-044	1,161,482.00	1,161,482.00	0.00
14	John F. Adams Elementary New Construction	50/67215-00-036	2,931,130.00	2,931,130.00	0.00
15	Kennedy ES - 2 Portable Replacement	50/67215-00-029	167,521.00	167,521.00	0.00
16	Louisa May Alcott Elementary Modernization	57/67215-00-046	1,293,306.00	1,293,306.00	0.00
17	James Madison Elementary Modernization	57/67215-00-040	1,249,565.00	1,249,565.00	0.00
18	James Madison Elementary New Construction	50-67215-00-034	3,814,130.00	3,814,130.00	0.00
19	Magnolia Elementary Modernization	57/67215-00-042	679,394.00	679,394.00	0.00
20	Magnolia Elementary New Construction	50/67215-00-035	3,947,211.00	3,947,211.00	0.00
21	Monroe Elementary New Construction	50/67215-00-040	3,395,083.00	0.00	3,395,083.00
22	Monroe Elementary Modernization	57/67215-00-048	1,193,111.00	0.00	1,193,111.00
23	Martin Luther King HS - Wrestling	50/67215-00-039	651,593.00	651,593.00	0.00
24	Poly HS Chiller Modernization	57/67215-00-035	3,216,514.00	3,216,514.00	0.00
25	Riverside STEM Academy	50/67215-00-026	497,281.00	497,281.00	0.00
26	University Heights Middle Modernization	57/67215-00-045	562,356.00	562,356.00	0.00
COMBINED CURRENT STATE GRANTS:			\$53,027,642.00	\$48,439,448.00	\$4,588,194.00

* Information is provided by the District's State consultant

School Funding Program Glossary of Acronyms

General Obligation Bonds (G.O. Bonds) – Fund 21: Measure O is a voter approved bond measure within the boundaries of the District. It represents a maximum tax of \$60 per \$100,000 of assessed property value.

Community Facilities District Bonds (CFDs): The Mello-Roos Community Facilities Act provides an alternative method for public agencies to fund facilities. The Community Facilities District ("CFD") is a financing entity through which a local government is authorized to levy special property taxes to pay debt service on bonds or to pay for the direct construction of facilities. CFD revenue is restricted to the funding of additional capacity (e.g. New Construction).

Developer Fees – Fund 25: School districts have the ability to impose impact fees from new residential development and commercial/industrial development for the construction or reconstruction of school facilities. Developer fees are collected at the time a building permit is issued and are restricted to the funding of additional capacity (e.g. New Construction).

Redevelopment Agency Revenue (RDA – Fund 06): California redevelopment law allows school districts to share property tax increment income via pass-through agreements with local redevelopment agencies. State law eliminated redevelopment agencies as of February 1, 2012; however, local educational agency's pass-through entitlements remain. Redevelopment revenue is received annually and can be used to fund modernization and/or new construction projects.

State School Facility Program Grants (SFP) - Fund 35: The SFP provides grants for school districts to acquire school sites, construct new school facilities, or modernize existing school facilities. The two major funding types available are "new construction" and "modernization". The new construction grant provides funding on a 50/50 State and local match basis. The modernization grant provides funding on a 60/40 basis.

California Clean Energy Jobs Act (Proposition 39): Prop. 39 is an energy efficiency grant program that provides funding for eligible repairs to heating, ventilation, and air-conditioning (HVAC) systems; new chillers, boilers and furnaces; new lighting and lighting control systems; Installation of energy-efficient windows, programmable thermostats, and thermal window shades; and on-site clean energy generation, such as solar photovoltaic.

Measure O Cumulative Project Expenditures

From
Inception to August 15, 2024



MEASURE O PROJECT COMMITMENTS AND EXPENDITURES

No.	DISTRICT PROJECT NAME	ESTIMATED PROJECT BUDGET *	MEASURE O CUMULATIVE COMMITMENTS	MEASURE O EXPENDITURES UP TO 4/30/2024 ¹	EXPENDITURES FROM 5/1/2024 TO 8/15/2024 ²	MEASURE O CUMULATIVE EXPENDITURES	REMAINING MEASURE O COMMITMENTS	CURRENT PROJECT PHASE
A		B	C	D	E	F (D + E)	D (C + F)	

GROUP A PROJECTS

1	Harrison Elementary School	\$11,135,012.68	\$7,932,745.96	(\$7,932,745.96)	\$0.00	(\$7,932,745.96)	\$0.00	Completed/April 2021
2	Highgrove Elementary School	23,760,408.73	18,514,789.68	(18,514,789.68)	0.00	(18,514,789.68)	0.00	Completed/August 2020
3	Jefferson Elementary School	17,981,000.58	16,537,721.24	(16,537,721.24)	0.00	(16,537,721.24)	0.00	Completed/April 2021
4	Madison Elementary School	17,489,589.06	17,484,454.98	(17,484,454.98)	0.00	(17,484,454.98)	0.00	Completed/June 2021
5	Sierra Middle School	<u>8,733,530.13</u>	<u>8,733,530.13</u>	<u>(8,733,530.13)</u>	0.00	<u>(8,733,530.13)</u>	<u>0.00</u>	Completed/November 2019
GROUP A PROJECT TOTALS:		\$79,099,541.18	\$69,203,241.99	(\$69,203,241.99)	\$0.00	(\$69,203,241.99)	\$0.00	

GROUP B PROJECTS

6	Alcott Elementary School	\$21,588,163.23	\$16,365,282.35	(\$16,217,944.31)	(\$42,672.91)	(\$16,260,617.22)	\$104,665.13	Substantial Completion
7	Jackson Elementary School	22,118,129.82	19,501,917.28	(19,483,358.37)	(15,558.91)	(19,498,917.28)	3,000.00	Completed/March 2022
8	Monroe Elementary School	23,006,853.42	21,329,970.02	(21,114,570.04)	(13,841.10)	(21,128,411.14)	201,558.88	Substantial Completion
9	Sunshine Early Childhood Center	10,223,149.80	5,101,993.94	(5,062,750.02)	(30,243.92)	(5,092,993.94)	9,000.00	Completed/December 2021
10	Riverside Polytech High School	<u>24,556,508.32</u>	<u>23,394,324.52</u>	<u>(23,394,324.52)</u>	<u>0.00</u>	<u>(23,394,324.52)</u>	<u>0.00</u>	Completed/May 2022
GROUP B PROJECT TOTALS:		\$101,492,804.59	\$85,693,488.11	(\$85,272,947.26)	(\$102,316.84)	(\$85,375,264.10)	\$318,224.01	

GROUP C PROJECTS

11	Adams Elementary School	\$11,147,907.39	\$10,700,795.63	(\$10,700,795.63)	\$0.00	(\$10,700,795.63)	\$0.00	Completed/November 2021
12	Fremont Elementary School	18,672,952.00	15,471,952.59	(15,050,100.38)	(419,821.53)	(15,469,921.91)	2,030.68	Substantial Completion
13	Longfellow Elementary School	24,295,610.00	18,603,055.99	(16,383,167.73)	(792,377.77)	(17,175,545.50)	1,427,510.49	In Construction
14	Magnolia Elementary School	10,284,790.19	10,279,983.31	(10,279,983.31)	0.00	(10,279,983.31)	0.00	Completed/November 2021
15	University Middle School	15,500,000.00	6,987,382.12	(6,304,103.09)	(312,066.41)	(6,616,169.50)	371,212.62	Substantial Completion
16	Arlington High School	<u>26,432,855.88</u>	<u>26,483,215.19</u>	<u>(26,374,467.92)</u>	<u>(4,695.00)</u>	<u>(26,379,162.92)</u>	<u>104,052.27</u>	Completed/May 2022
GROUP C PROJECT TOTALS:		\$106,334,115.46	\$88,526,384.83	(\$85,092,618.06)	(\$1,528,960.71)	(\$86,621,578.77)	\$1,904,806.06	

* Reflects the entire estimated budget for the project. Some projects may be multi-funded from various District Capital Facility Funding Sources.

¹ Expenditures reflected in last CBOC Report dated June 4, 2024. Financial period ended on April 30, 2024.

² Expenditures related to Measure O from May 1, 2024 to August 15, 2024.

MEASURE O PROJECT COMMITMENTS AND EXPENDITURES

No.	DISTRICT PROJECT NAME	ESTIMATED PROJECT BUDGET *	MEASURE O CUMULATIVE COMMITMENTS	MEASURE O EXPENDITURES UP TO 4/30/2024 ¹	EXPENDITURES FROM 5/1/2024 TO 8/15/2024 ²	MEASURE O CUMULATIVE EXPENDITURES	REMAINING MEASURE O COMMITMENTS	CURRENT PROJECT PHASE
A	B	C	D	E	F (D + E)	D (C + F)		

Groups D, E, F, & H and Expanded Projects

17	Bryant Elementary School	\$161.01	\$161.01	(\$161.01)	\$0.00	(\$161.01)	\$0.00	Dormant
18	Highgrove II Neighborhood School	5,275,416.32	4,360,974.14	(4,145,349.14)	0.00	(4,145,349.14)	215,625.00	Planning
19	Franklin Elementary School	47,103.04	47,103.04	(47,103.04)	0.00	(47,103.04)	0.00	Dormant
20	King High School	891,610.79	891,610.79	(891,610.79)	0.00	(891,610.79)	0.00	Dormant
21	Mt. View Elementary School	13,302.50	13,302.50	(13,302.50)	0.00	(13,302.50)	0.00	Dormant
22	North High School	61,702,350.63	39,389,205.49	(4,737,617.71)	(4,565,779.42)	(9,303,397.13)	30,085,808.36	In Construction
23	Pachappa Elementary School	11,450.00	11,450.00	(11,450.00)	0.00	(11,450.00)	0.00	Dormant
24	Taft Elementary School	31,893.06	31,893.06	(31,893.06)	0.00	(31,893.06)	0.00	Dormant
25	Washington Elementary School	23,939.85	23,939.85	(23,939.85)	0.00	(23,939.85)	0.00	Dormant
26	Woodcrest Elementary School	20,170.63	20,170.63	(20,170.63)	0.00	(20,170.63)	0.00	Dormant
27	Earhart Middle School	12,350.00	12,350.00	(12,350.00)	0.00	(12,350.00)	0.00	Dormant
28	Ramona High School	21,250.00	21,250.00	(21,250.00)	0.00	(21,250.00)	0.00	Dormant
29	STEM Education Center	2,858,241.55	1,973,109.22	(1,281,910.47)	(153,717.32)	(1,435,627.79)	537,481.43	Planning
30	Casa Blanca Neighborhood School ³	91,722,929.13	74,642,041.63	(20,463,463.68)	(10,982,796.68)	(31,446,260.36)	43,195,781.27	In Construction
31	Eastside Neighborhood School ³	118,250,000.00	6,113,636.30	(3,316,641.24)	(948,145.21)	(4,264,786.45)	1,848,849.85	Planning
32	STEM Academy	9,952.47	9,952.47	(9,952.47)	0.00	(9,952.47)	0.00	Dormant
33	Facilities Projects (Program Costs)	<u>4,381,526.57</u>	<u>4,091,926.57</u>	<u>(3,796,198.05)</u>	<u>(145,328.52)</u>	<u>(3,941,526.57)</u>	<u>150,400.00</u>	Planning
GROUPS D, E, F, & H & EXPANDED:		\$285,273,647.55	\$131,654,076.70	(\$38,824,363.64)	(\$16,795,767.15)	(\$55,620,130.79)	\$76,033,945.91	

MEASURE O PROJECT TOTALS:	<u>\$572,200,108.78</u>	<u>\$375,077,191.63</u>	<u>(\$278,393,170.95)</u>	<u>(\$18,427,044.70)</u>	<u>(\$296,820,215.65)</u>	<u>\$78,256,975.98</u>
---------------------------	-------------------------	-------------------------	---------------------------	--------------------------	---------------------------	------------------------

* Reflects the entire estimated budget for the project. Some projects may be multi-funded from various District Capital Facility Funding Sources.

¹ Expenditures reflected in last CBOC Report dated June 4, 2024. Financial period ended on April 30, 2024.

² Expenditures related to Measure O from May 1, 2024 to August 15, 2024.

³ The above budgets reflect estimated construction costs including site acquisition costs.

Measure O Detailed Expenditure Backup

from *Keystone Solutions*
May 1, 2024 to August 15, 2024



Measure O GROUP A
Expenditure Backup
(No Expenditures Remain)



Measure O GROUP B Expenditure Backup



Measure O - Group B Expenditures Backup from 5/1/2024 to 8/15/2024

Project: 104-9776 - Alcott Elementary School - Modernization		
Vendor	Expenditure	Description
Cardinal Environmental Consultants, Inc.	(\$15,941.00)	Construction Costs - Hazmat
DLR Group, Inc.	(\$26,731.91)	Architect Fees
Project Total:	(\$42,672.91)	104-9776 - Alcott Elementary School - Modernization
Project: 128-9776 - Jackson Elementary School - Modernization		
Vendor	Expenditure	Description
Erickson-Hall Construction Co.	(\$15,558.91)	Construction Management
Project Total:	(\$15,558.91)	128-9776 - Jackson Elementary School - Modernization
Project: 142-9772 - Monroe Elementary School - New Construction		
Vendor	Expenditure	Description
Reece	(\$372.44)	Construction Costs - Plumbing
Project Total:	(\$372.44)	142-9772 - Monroe Elementary School - New Construction
Project: 142-9776 - Monroe Elementary School - Modernization		
Vendor	Expenditure	Description
County Of Riverside	\$1,000.00	Permits & Fees
Division Of The State Architect	(\$8,691.50)	Plan Check Fees
HMC Architects	(\$3,527.16)	Architect Fees
Lukkes Striping Inc	(\$2,250.00)	Contractor
Project Total:	(\$13,468.66)	142-9776 - Monroe Elementary School - Modernization
Project: 460-9776 - Sunshine Early Childhood Center - Modernization		
Vendor	Expenditure	Description
Go Architects, Inc.	(\$30,243.92)	Architects Fees
Project Total:	(\$30,243.92)	460-9776 - Sunshine Early Childhood Center - Modernization
Grand Total:	(\$102,316.84)	Riverside Unified School District

Measure O GROUP C Expenditure Backup



Measure O - Group C Expenditures Backup from 5/1/2024 to 8/15/2024

Project: 114-9776 - Fremont Elementary School - Modernization		
Vendor	Expenditure	Description
AWI Builders, Inc	(\$109.32)	Construction Costs - Structural Steel
CLM Professional Services, Inc.	(\$1,450.00)	Construction Costs - SWPPP & Compliance
Cardinal Environmental Consultants, Inc.	(\$3,500.00)	Construction Costs - Hazmat
Division Of The State Architect	(\$31,651.13)	Plan Check Fees
Gafcon, Inc.	(\$283.00)	Labor Compliance
Nexus IS, Inc.	(\$24,983.72)	Furniture & Equipment
Perfection Painting Corp	(\$16,750.00)	Construction Costs - Painting
Sandy Pringle Associates, Inc.	(\$498.00)	Inspector of Record
Spec Construction Co., Inc.	(\$329,310.36)	Construction Costs - Hardscape
TGR Geotechnical, Inc.	(\$2,365.49)	Lab of Record
Tao Rossini, A Professional Corporation	(\$462.50)	Legal Consulting Services
Technet Partners Inc.	(\$8,458.01)	Technology/Network
Project Total:	(\$419,821.53)	114-9776 - Fremont Elementary School - Modernization
Project: 136-9772 - Longfellow Elementary School - New Construction		
Vendor	Expenditure	Description
DLR Group, Inc.	(\$62,638.46)	Architect Fees
Gafcon, Inc.	(\$6,120.00)	Labor Compliance
Project Total:	(\$68,758.46)	136-9772 - Longfellow Elementary School - New Construction
Project: 136-9776 - Longfellow Elementary School - Modernization		
Vendor	Expenditure	Description
B and S Builders United	(\$2,600.00)	Construction
Bogh Engineering Inc.	(\$9,764.20)	Construction Costs - Concrete
DLR Group, Inc.	(\$9,263.08)	Architect Fees
Empyrean Plumbing, Inc.	(\$685.21)	Construction Costs - Plumbing
Gafcon, Inc.	(\$6,043.70)	Labor Compliance
Imperial Sprinkler Supply	(\$10,947.31)	Construction Costs - Irrigation
Integrated Communications and Data ICD	(\$14,283.19)	Communications Contractor
Integrated Demolition and Remediation Inc.	(\$14,283.19)	Construction Contractor
K & Z Cabinet Co., Inc.	(\$24,264.28)	Construction Costs - Casework
KI, Pallas Textiles, OEI	\$261.48	Furniture and Equipment
LA SteelCraft	(\$5,372.99)	Sports Equipment

Measure O - Group C Expenditures Backup from 5/1/2024 to 8/15/2024

Project: 136-9776 - Longfellow Elementary School - Modernization		
Vendor	Expenditure	Description
Letner Roofing Co.	(\$7,490.56)	Construction Costs - Roofing
Marina Landscape, Inc.	(\$71,170.18)	Construction Costs - Landscaping
McKernan Inc.	(\$31,492.94)	Construction Costs - Doors/Glazing
Neff Construction, Inc.	(\$37,571.03)	Construction Management
Painting And Decor, Inc.	(\$12,400.80)	Construction Costs - Painting
Pro-Craft Construction, Inc.	(\$19,361.06)	Permanent Construction Costs
Reece	(\$1,744.42)	Construction Costs - Plumbing
Rite-Way Roof Corporation	(\$86,413.20)	Construction Costs - Roofing
Silver Creek Industries, Inc.	(\$355,031.11)	Construction Costs - Modular Structure
TGR Geotechnical, Inc.	(\$3,698.34)	Lab of Record
Project Total:	(\$723,619.31)	136-9776 - Longfellow Elementary School - Modernization
Project: 260-9772 - University Middle School - New Construction		
Vendor	Expenditure	Description
Go Architects, Inc.	(\$11,518.75)	Architects Fees
KI, Pallas Textiles, OEI	(\$32,340.54)	Furniture and Equipment
Project Total:	(\$43,859.29)	260-9772 - University Middle School - New Construction
Project: 260-9776 - University Middle School - Modernization		
Vendor	Expenditure	Description
ADI	(\$259.59)	Construction Costs - Cameras
D&M Painting, Inc.	(\$40,133.00)	Construction Costs - Painting
Division Of The State Architect	(\$21,999.95)	Plan Check Fees
Erickson-Hall Construction Co.	(\$103,342.45)	Construction Management
Gafcon, Inc.	(\$1,935.00)	Labor Compliance
Marina Landscape, Inc.	(\$76,787.13)	Construction Costs - Landscaping
SWPPP CAL	(\$5,450.00)	Other Construction Costs/Stormwater Management
Southland Inspections, Inc.	(\$18,300.00)	Inspector of Record
Project Total:	(\$268,207.12)	260-9776 - University Middle School - Modernization
Project: 310-9776 - Arlington High School - Modernization		
Vendor	Expenditure	Description
Division Of The State Architect	(\$4,695.00)	Plan Check Fees

Measure O - Group C Expenditures Backup from 5/1/2024 to 8/15/2024

Project: 310-9776 - Arlington High School - Modernization		
Vendor	Expenditure	Description
Project Total:	(\$4,695.00)	310-9776 - Arlington High School - Modernization
Grand Total:	(\$1,528,960.71)	Riverside Unified School District

**Measure O ALL OTHER
Project Groups
Expenditure Backup**



Measure O - Groups D, E, F, H, & NEW SCHOOL Projects Expenditures Backup from 5/1/2024 to 8/15/2024

Project: 330-9772 - North High School - New Construction		
Vendor	Expenditure	Description
Cardinal Environmental Consultants, Inc.	(\$12,000.00)	Construction Costs - Hazmat
Gafcon, Inc.	(\$12,951.50)	Labor Compliance
Go Architects, Inc.	\$192,946.24	Architects Fees
Leighton Consulting, Inc	(\$129,880.00)	Geotechnical Inspection
MTN Engineering	(\$1,845.00)	Construction
SWPPP CAL	(\$5,000.00)	Other Construction Costs/Stormwater Management
Southland Inspections, Inc.	(\$52,500.00)	Inspector of Record
Project Total:	(\$21,230.26)	330-9772 - North High School - New Construction
Project: 330-9776 - North High School - Modernization		
Vendor	Expenditure	Description
All Star Air Systems Inc	(\$79,324.62)	Construction Costs - HVAC
Bogh Engineering Inc.	\$255,057.53	Construction Costs - Concrete
D&M Painting, Inc.	(\$7,519.25)	Construction Costs - Painting
Daniel's Electrical Construction	(\$461,561.70)	Construction Costs - Electrical
Inland Building Construction Companies, Inc.	(\$1,658,561.00)	Construction Costs - General Construction
Inland Empire Landscape, Inc.	(\$94,766.29)	Construction Costs - Landscaping
J.G. Tate Fire Protection Systems, Inc.	(\$48,671.73)	Fire Protection
JCE Equipment Inc	\$290,486.25	Supplies
JPI Development Group, Inc.	(\$272,816.08)	Construction Costs - Plumbing
K & Z Cabinet Co., Inc.	(\$15,574.11)	Construction Costs - Casework
McKernan Inc.	(\$25,103.75)	Construction Costs - Doors/Glazing
Placeworks	(\$8,476.00)	Environmental/CEQA
Preferred Ceilings, Inc.	(\$8,435.05)	Construction Costs
Schroeder Iron Corporation	(\$2,074,718.30)	Construction Costs
Tilden-Coil Constructors	(\$119,518.00)	Construction Management
Verne's Plumbing, Inc.	(\$215,047.06)	Plumbing Costs
Project Total:	(\$4,544,549.16)	330-9776 - North High School - Modernization
Project: 360-9772 - STEM Education Center		
Vendor	Expenditure	Description
Tao Rossini, A Professional Corporation	(\$8,303.75)	Legal Consulting Services
UCR Regents	(\$145,413.57)	Environmental/GEQA

Measure O - Groups D, E, F, H, & NEW SCHOOL Projects Expenditures Backup from 5/1/2024 to 8/15/2024

Project: 360-9772 - STEM Education Center		
Vendor	Expenditure	Description
Project Total:	(\$153,717.32)	360-9772 - STEM Education Center
Project: 612-0000 - Facilities Projects - Undistributed		
Vendor	Expenditure	Description
BLX Group	(\$3,600.00)	Measure O Arbitrage Reports
Best, Best, & Krieger, LLP	(\$25,981.02)	Legal Fees
California Financial Services	(\$51,812.50)	Project/Fund Tracking, Strategic Cash Flow Planning, COC Reports
Colbi Technologies, Inc.	(\$60,935.00)	Project/Fund Tracking Software
Nigro & Nigro	(\$3,000.00)	Measure O Performance & Financial Audit
Project Total:	(\$145,328.52)	612-0000 - Facilities Projects - Undistributed
Project: 721-9772 - Casa Blanca - New Construction		
Vendor	Expenditure	Description
Anderson Charnesky Structural Steel, Inc.	(\$1,154,500.00)	General Contractor
Apex Fire Protection, Inc.	(\$81,603.38)	Construction Costs - Fire Sprinklers
County Of Riverside	(\$1,000.00)	Permits & Fees
D. Michael Mason & Associates	(\$11,500.00)	Real Estate
Elljay Acoustics, Inc.	(\$6,834.30)	Construction Costs
Empyrean Plumbing, Inc.	(\$93,140.35)	Construction Costs - Plumbing
Exterior Performance Consulting	(\$40,780.00)	Consulting Services
FUSCOE Engineering Inc.	(\$1,400.00)	Topographic Survey
Go Architects, Inc.	(\$77,155.27)	Architects Fees
Infinity Structures, Inc.	(\$1,885,655.00)	Construction Costs - Rough Carpentry
Ironclad General Engineering, Inc.	(\$220,400.60)	Construction
Letner Roofing Co.	(\$61,446.38)	Construction Costs - Roofing
MTN Engineering	(\$2,070.00)	Construction
McKernan Inc.	(\$27,440.75)	Construction Costs - Doors/Glazing
R.I.S. Electrical Contractors, Inc.	(\$1,084,045.35)	Construction Costs
RVH Constructors, Inc.	(\$139,932.15)	Construction Costs - General Construction
Riverside, City Of	(\$82,490.00)	Permits & Fees
SWPPP CAL	(\$12,050.00)	Other Construction Costs/Stormwater Management
Sandy Pringle Associates, Inc.	(\$124,980.00)	Inspector of Record
Simco Mechanical, Inc.	(\$717,963.45)	Construction Costs - HVAC

Measure O - Groups D, E, F, H, & NEW SCHOOL Projects Expenditures Backup from 5/1/2024 to 8/15/2024

Project: 721-9772 - Casa Blanca - New Construction		
Vendor	Expenditure	Description
TGR Geotechnical, Inc.	(\$371,455.45)	Lab of Record
Tilden-Coil Constructors	(\$738,975.00)	Construction Management
Valley Industrial Mechanical	(\$1,140,112.57)	Construction Costs - Plumbing
W.D. Gott Construction Co.	(\$2,904,441.68)	Construction
Western Painting And Wallcovering, Inc.	(\$1,425.00)	Painting Service
Project Total:	(\$10,982,796.68)	721-9772 - Casa Blanca - New Construction
Project: 722-9772 - Eastside - New Construction		
Vendor	Expenditure	Description
Atkinson, Andelson, Loya, Ruud &	(\$158,231.26)	Legal Costs
CLM Professional Services, Inc.	(\$2,850.00)	Construction Costs - SWPPP & Compliance
Cardinal Environmental Consultants, Inc.	(\$12,750.00)	Construction Costs - Hazmat
Elrod Fence Co., Inc.	(\$10,280.00)	Fencing Costs
Epic Engineers	(\$18,691.00)	Engineering Costs
Epic Land Solutions	(\$93,822.50)	Landscaping Costs
FirstCarbon Solutions	(\$27,575.00)	Environmental/CEQA
PBK Architects, Inc.	(\$67,125.00)	Architect Fees
Placeworks	(\$29,779.82)	Environmental/CEQA
Riverside, City Of	(\$12,189.00)	Permits & Fees
Southern California News Group	(\$2,965.04)	Advertising
Tetra Tech, Inc.	(\$28,254.59)	Engineering Services
Tilden-Coil Constructors	(\$483,632.00)	Construction Management
Project Total:	(\$948,145.21)	722-9772 - Eastside - New Construction
Grand Total:	(\$16,795,767.15)	Riverside Unified School District