



Riverside Unified School District

Citizens' Bond Oversight Committee Report

(Financial Data as of 1/12/2024)

February 13, 2024 Meeting

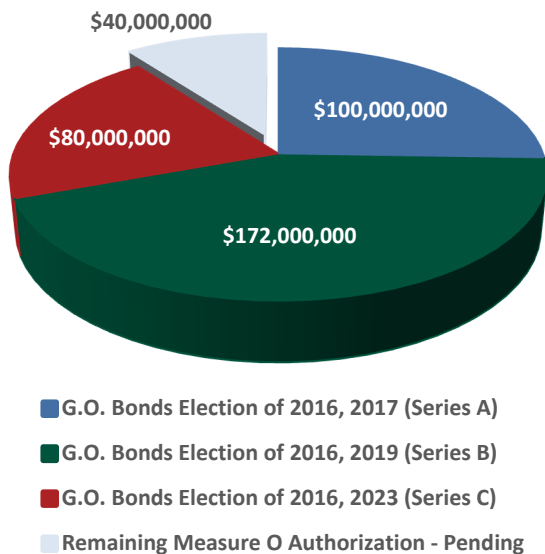
Prepared by:



3380 14th Street | Riverside, CA 92501
(951) 788-7135 www.riversideunified.org



Measure O Authorization

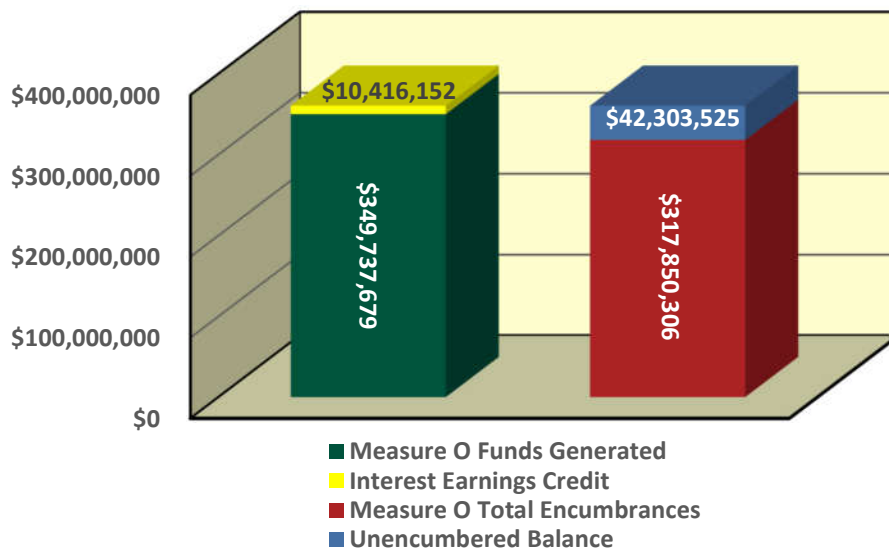


Measure O Overview

On November 8, 2016, the voters of the Riverside Unified School District approved Measure O General Obligation Bonds (the “Bonds”) with a 70% approval rate. Measure O will generate \$392 million dollars over the next 10 to 15 years to improve and build new capital facilities in the Riverside Unified School District.

The Bonds will be used to repair and upgrade District aging school infrastructure, classrooms and buildings, build new schools, modernize school facilities with 21st century technology, improve access for students with disabilities, provide classroom and labs for career and technical education classes, improve school safety by modernizing security systems, retrofitting buildings to be earthquake proof, and upgrading emergency communications.

Measure O Total Revenue = \$360,153,831



Citizens' Bond Oversight Committee

Members as of December 2023

Committee Members	Group Representation	Term	Board Approved Start Date	Term End Date
Douglas Kroon	Senior Citizen Organization	1st Term	2/24/2022	2/24/2024
Keith Nelson	Community at Large	3rd Term	2/24/2023	2/24/2024
Tina Grande-Field	Parent & PTA Member	3rd Term	7/14/2022	7/14/2024
Cheryl Tavaglione	Community at Large	1st Term	7/14/2022	7/14/2024
Sandra Roy	Parent & PTA Member	1st Term	7/14/2022	7/14/2024
Beiwi Tu	Parent	1st Term	7/14/2022	7/14/2024
Jessica Gomez	Parent	1st Term	7/14/2022	7/14/2024
Terry Walling	Community at Large	3rd Term	7/14/2022	7/14/2024
Art Alcares	Community at Large	2nd Term	1/12/2023	1/12/2025
Martin De Campos	Taxpayer Representative	2nd Term	1/12/2023	1/12/2025
Chani Beeman	Community at Large	1st Term	1/12/2023	1/12/2025
Lara E. Martin	Business Representative	2nd Term	1/12/2023	1/12/2025
Bob Garcia	Taxpayer Representative	1st Term	1/12/2023	1/12/2025

Measure O Project Status Updates



Monroe Elementary School

Measure O Campus Improvements

Project Description

Monroe Elementary School was built in 1955. Under Measure O, the project includes a new 1-story classroom building with 5 kinder classrooms, modernization of existing buildings including fire alarm, HVAC, plumbing, roof, door hardware, paint, new carpet, casework, ADA improvements, new school frontage, replacing kinder equipment, updates to irrigation and drainage systems and twenty-three (23) new restroom facilities. Site work includes new playground fields, new water, sewer, gas lines, new parking, and bus drop-off and lunch shelter.

Project Group:	Group B
Architect:	HMC Architects
Construction:	Completed - March 2023
Project Budget:	\$23,006,853
Percentage Complete:	98%

Project Status

- ✓ Play fields have been turned over for use.
- ✓ Landscape is ongoing in courtyards.
- ✓ Corridor work to begin on 1-30-2024.
- ✓ Project has been turned over and all areas are occupied.

Monroe Elementary School

Construction Progress Pictures



Kinder Finished Building



Kinder Play Yard

Monroe Elementary School

Construction Progress Pictures



Playfield 2



Playground Added Restrooms

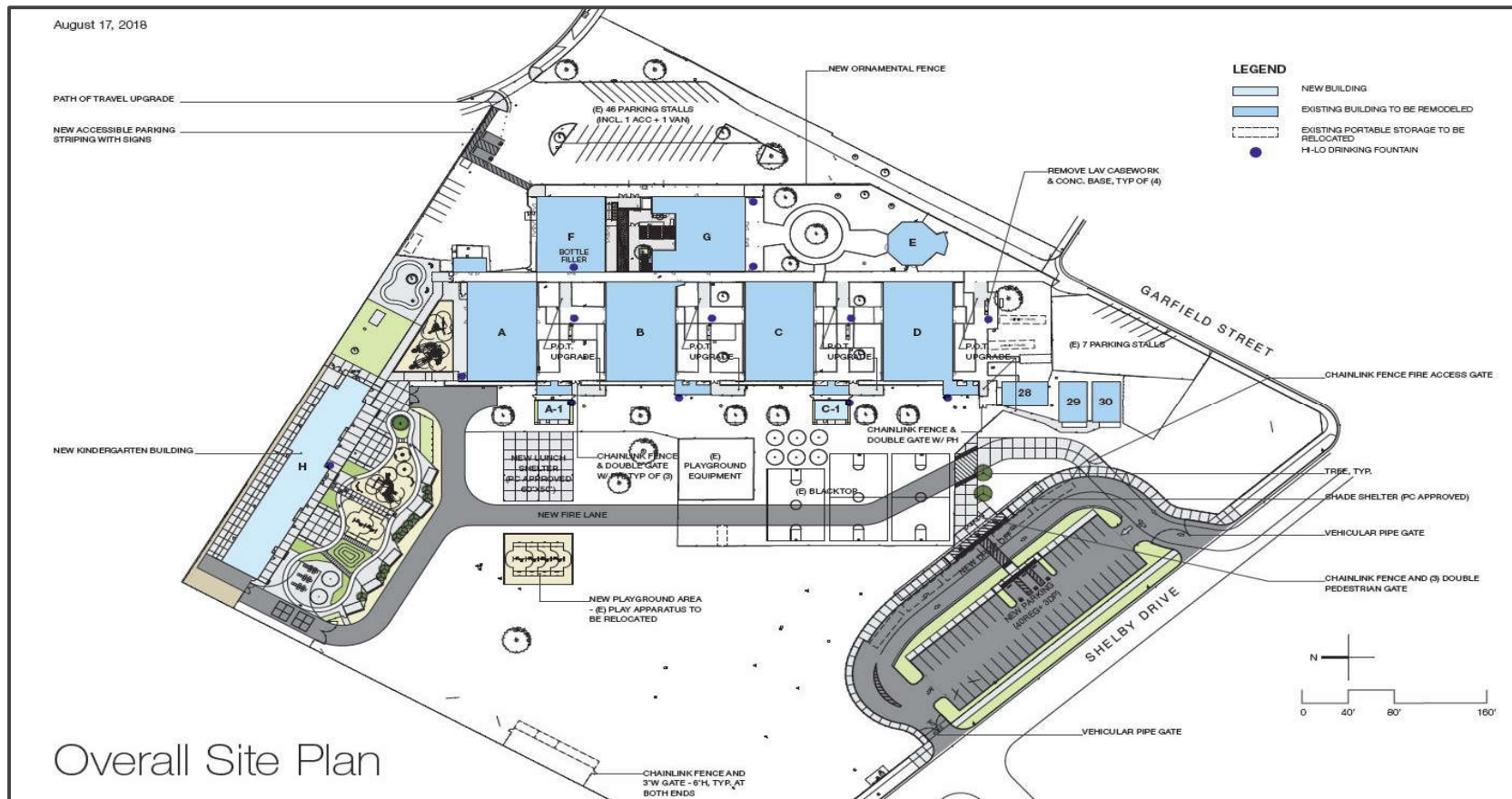
Monroe Elementary School

Project Rendering



Monroe Elementary School

New Site Plan



Henry W. Longfellow Elementary School

Measure O Campus Improvements

Project Description

Henry W. Longfellow Elementary School was built in 1947. It faced logistical challenges due to its small footprint and no onsite parking. The site had 12 portable classroom buildings. The school is on 6 acres. Under Measure O, the project includes a new classroom building with 6 kindergarten and 6 general education classrooms with new play area, new administration building and re-purposing of the existing administration building, new parking lot and modernization of existing buildings.

Project Group:	Group C
Architect:	DLR Architects
Construction:	June 2022 to December 2023
Project Budget:	\$24,295,610
Percentage Complete:	99%

Project Status


- ✓ Substantial completion to the irrigation and landscape.
- ✓ Substantial completion to Building F.
- ✓ The new playground is ongoing.

Henry W. Longfellow Elementary School


Construction Progress Pictures



Bldg. F – Staff lounge flooring and casework



Bldg. F - Modernization



Bldg. F – Flooring, paint, doors, ceiling tiles modernization

Henry W. Longfellow Elementary School

Project Renderings



New Classroom Building



New Classroom Building

Henry W. Longfellow Elementary School

New Site Plan



University Heights Middle School

Measure O Campus Improvements

Project Description

University Heights Middle School was built in 1973. Under Measure O, project includes seven (7) new classrooms added to existing structure, expansion of the music room, new finishes, relocation of existing library, ADA upgrades, new concrete running track, fire lane extension, landscaping and security fencing.

Project Group:	Group C
Architect:	GO Architects
Construction:	June 2022 to December 2023
Project Budget:	\$15,500,000
Percentage Complete:	98%

Project Status

- ✓ Buildings have been completed and turned over for use.
- ✓ Playfield has been hydroseeded and waiting for germination.
- ✓ Laydown area cleaned up and resodding has been completed.
- ✓ Punch List-pickup completed.
- ✓ Notices of Completion and closeout process is ongoing.

University Heights Middle School

Construction Progress Pictures



All Hydroseed Pictures

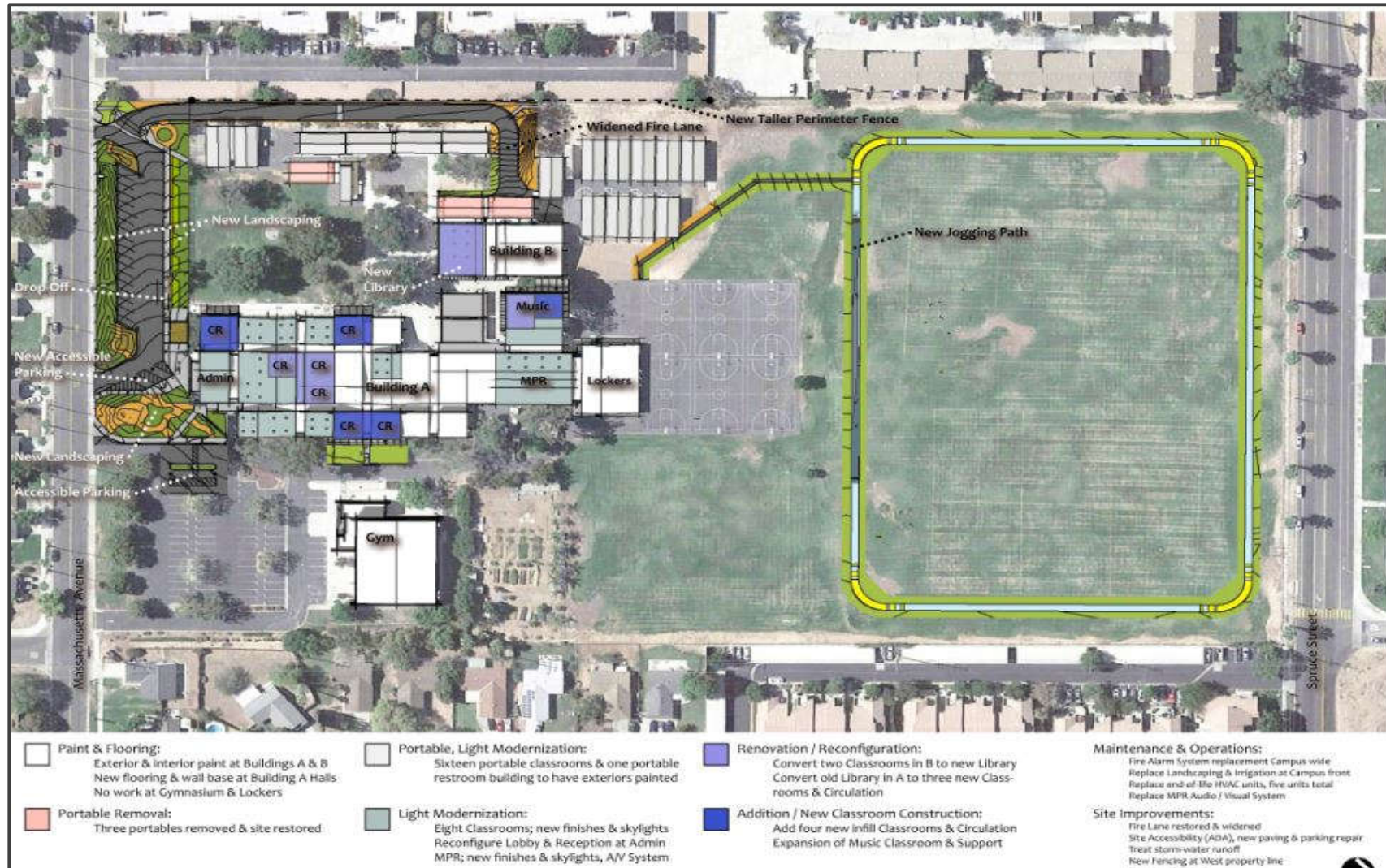
University Heights Middle School

Project Rendering



University Heights Middle School

Site Plan



John W. North High School

Measure O Campus Improvements

Project Description

John W. North High School was built in 1966. This Project is currently in the construction phase. The Design Team was tasked to develop the scope of work during the 2020/21 school year. Under Measure O, project includes a new 2 story science building and a new 900 seat gymnasium, campus entry site improvements, new seating and shade structure in the quad and the removal of portables. ESSER funding project scope will include HVAC and lighting upgrades to campus buildings that will be performed in phased work to minimize disruption to the site. The HVAC lighting upgrade project will also include new paint, flooring, fire alarm upgrades, and restroom upgrades in building 300.1.

Project Group:	Group E
Architect:	GO Architect
Construction:	January 2024 to October 2025
Project Budget:	\$61.5 Million (Includes \$11.5 Million in ESSER Funding)

Project Status

Measure O Funded Project:

- ✓ **Percentage Complete: 3%**
- ✓ Clearing, grubbing, and grading work is complete.
- ✓ New 2-Story Science Classroom Building Area – Temporary fencing work started on 1-22-2024. Building pad survey, over excavation, back-fill, compaction, grading & certification work is scheduled to start on 1-29-2024.
- ✓ New Gym Building Area – Relocation of plumbing infrastructure to existing irrigation system booster pump work started the week of 1-22-2024. Building pad survey, over excavation, back-fill, compaction, grading & certification work is scheduled to start on 2-5-2024.

ESSER Funded Project:

- ✓ **Percentage Complete: 42%**
- ✓ This is a multiple phased construction project.
- ✓ Phase I – HVAC & Lighting Upgrade to buildings C-200.2 & F-300.1 – Construction and punch list repairs items are complete.
- ✓ Phase II & Phase III – HVAC & Lighting Upgrade to buildings B-200.1, D-200.3 & E-300.2. Estimated construction start date is 6-6-2024. There is ongoing submittal review process.
- ✓ Phase IV – HVAC & Lighting Upgrade to buildings A-900 & L-100. This project is schedule for the Summer Break of 2025. There is ongoing submittal review process.

John W. North High School

Modernization & New Construction Progress Pictures



New 2-Story Science Classroom Building Area-
Demo View



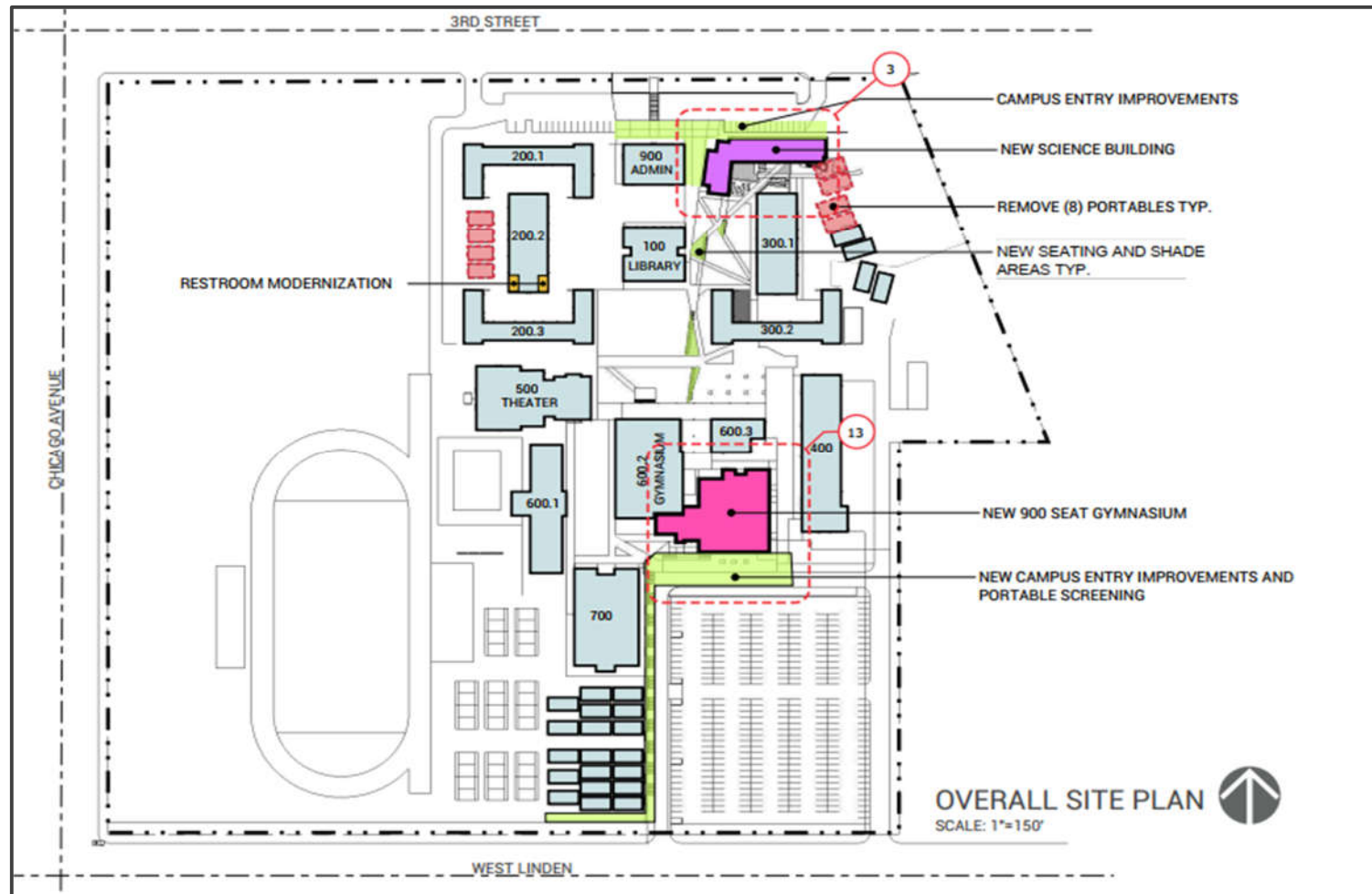
New Gym Building Area – Relocation of existing irrigation



New Gym Building Area - Demo Work North View

John W. North High School

Modernization & New Construction Project Overall Site Plan



John W. North High School

Project Renderings



Campus Entry



New Gymnasium Exterior View



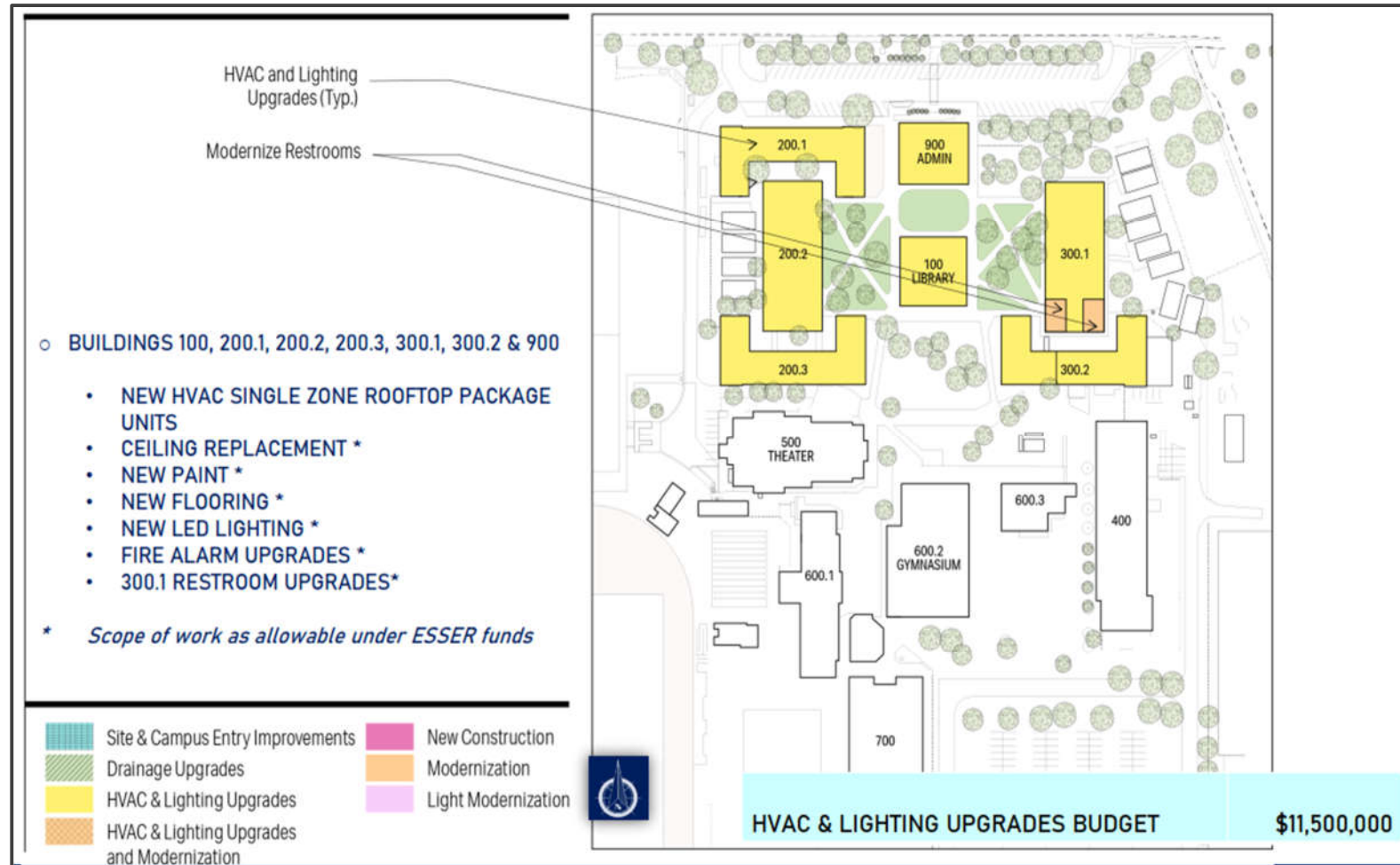
New 2-Story Science Building Inside Campus View



New Student Entry Aerial View

John W. North High School

HVAC & Lighting Upgrades



John W. North High School

HVAC Construction Progress Pictures



Building C -200.2 Roof HVAC Units




Building C – 200.2 Lighting Upgrade



Building F – 300.1 Boys Restroom



Building F – 300.1 Exterior Painting



Building F – 300.1 Girls Restroom

Casa Blanca Neighborhood School

Measure O New School

Project Description

The school site is approximately 9.8 acres located on Lincoln Street. The school will service approximately 750 TK-6 students in the Casa Blanca neighborhood. The new school will include ancillary support buildings, outdoor learning shared spaces, TK-K classrooms with play area, 1st-3rd grade classrooms with play area, 4th-6th classrooms with play area, staff and visitor parking lot, and new bus drop off area.

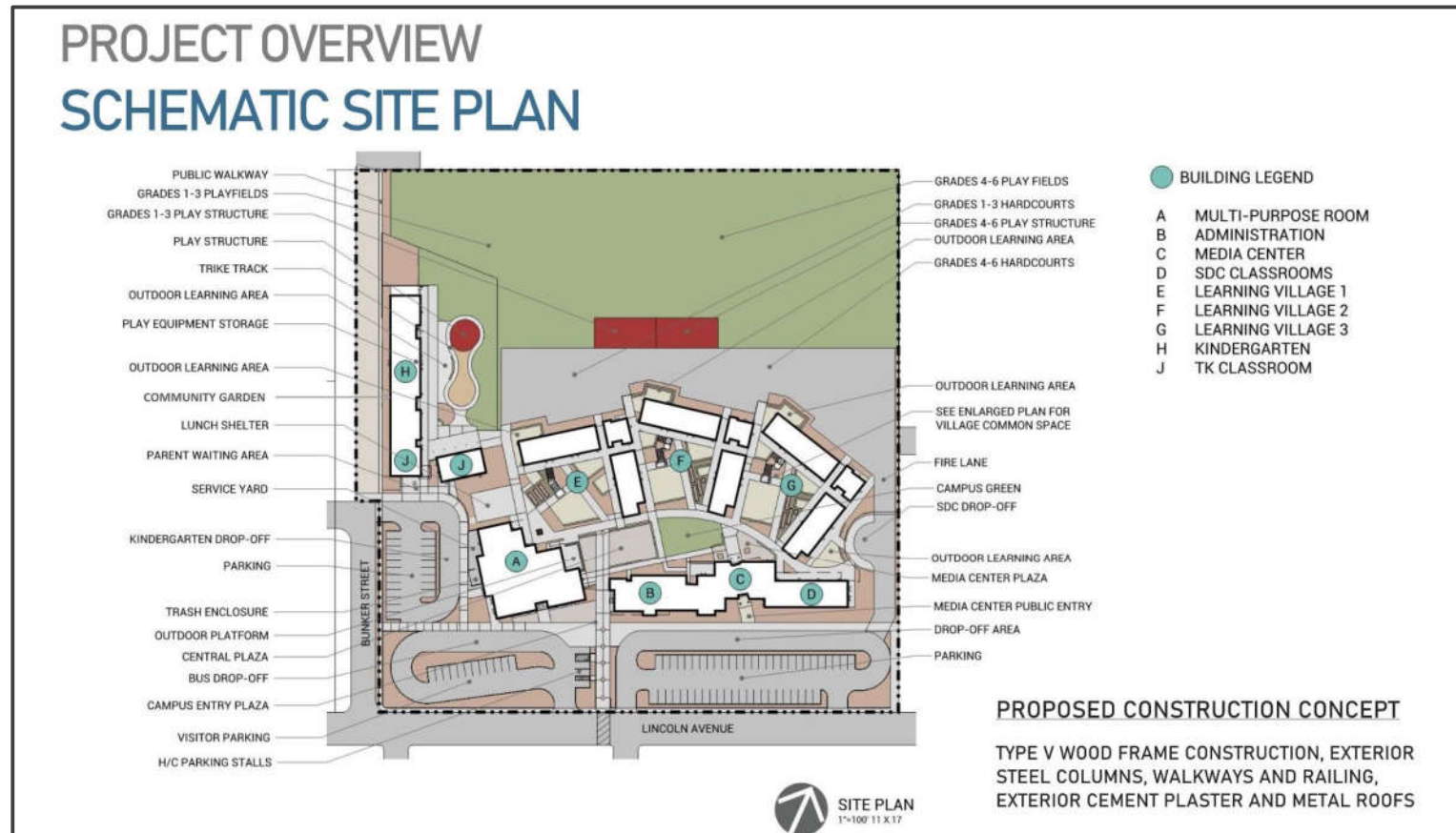
Group:	New School
Architect:	GO Architects
Construction:	October 2023 to July 2025
Project Budget:	\$83.6 Million
Percentage Complete:	5%

Project Status

- ✓ The Groundbreaking Ceremony was held on 11-16-2023.
- ✓ Site Demolition – The temporary fencing, the storm water pollution prevention plan (SWPPP), area demolition, clearing, grubbing & grading work are in place and complete.
- ✓ Site Work – Soil over excavation, soil import, soil compaction and building pad certification are in the process of completion.
- ✓ Infrastructure Work – There is ongoing electrical and plumbing infrastructure work.
- ✓ Foundation Work – Three is ongoing building foundation excavation, installation of steel reinforcement and form setting work.
- ✓ The Board of Education approved the boundary area for Casa Blanca ES on 1-24-2024.

Casa Blanca Neighborhood School

Project Site Plan



Casa Blanca Neighborhood School

Conceptual Site Plan



Casa Blanca Neighborhood School

Project Renderings



Classroom Wing



Classroom Wing



Lunch Shelter



School Main Entry

Casa Blanca Neighborhood School

Construction Progress Pictures



Bldg. B – Foundation Layout



Bldg. B – Foundation Steel Reinforcement Placement



Bldg. B – Foundation Form Setting



Electrical Infrastructure & Vaults

Eastside Neighborhood School

Measure O New School

Project Description

The District is exploring various properties within the Eastside neighborhood for a future elementary school.

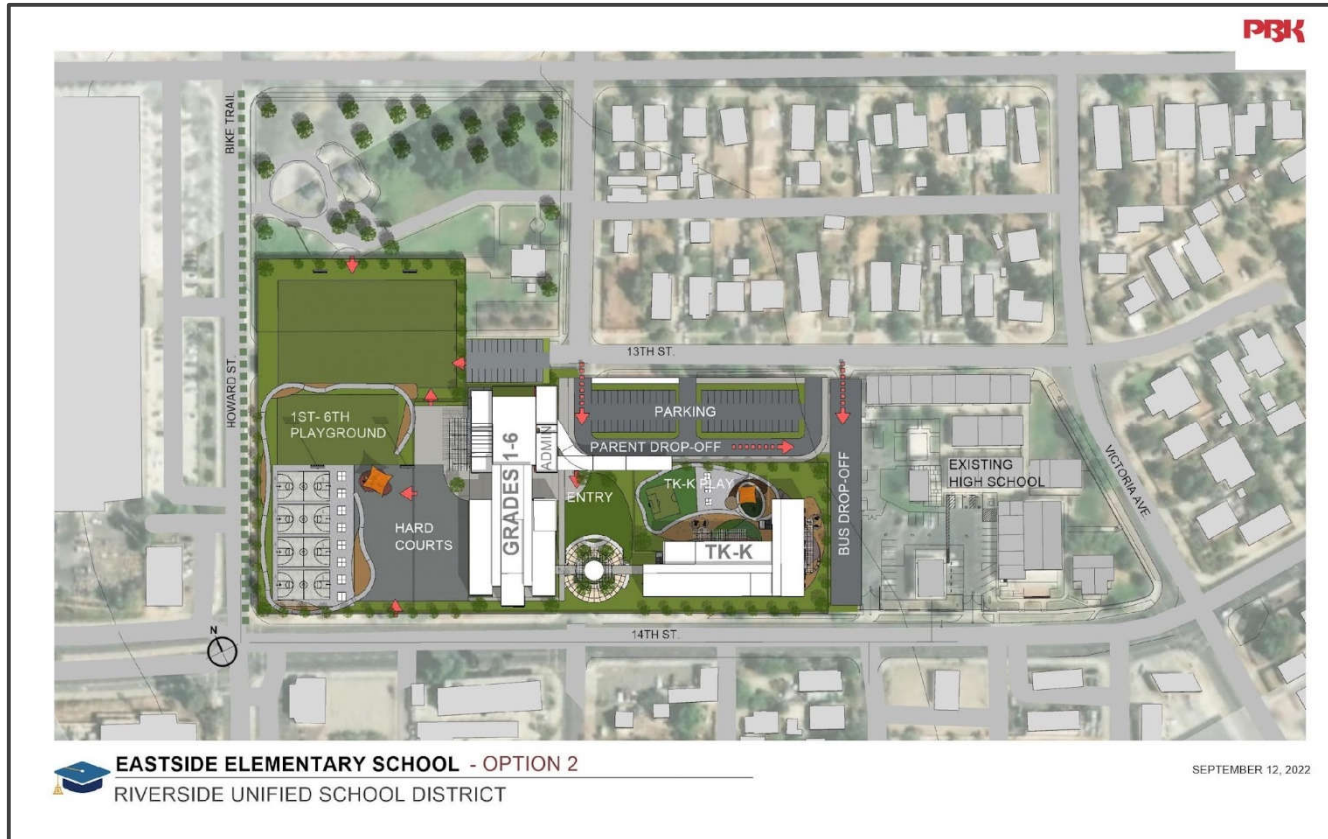
Group:	New School
Architect:	PBK Architects
DSA Submittal:	To be Determined
Bidding & Award:	To be Determined
Project Budget:	\$62 Million (Current construction budget only)

Project Status

- ✓ Acquisition is ongoing.
- ✓ A schematic design presentation to the Board of Education is scheduled for 2-15-2024.
- ✓ Weekly meetings for design discussions are ongoing.
- ✓ District is finalizing the project schedule with architect team.

Eastside Neighborhood School

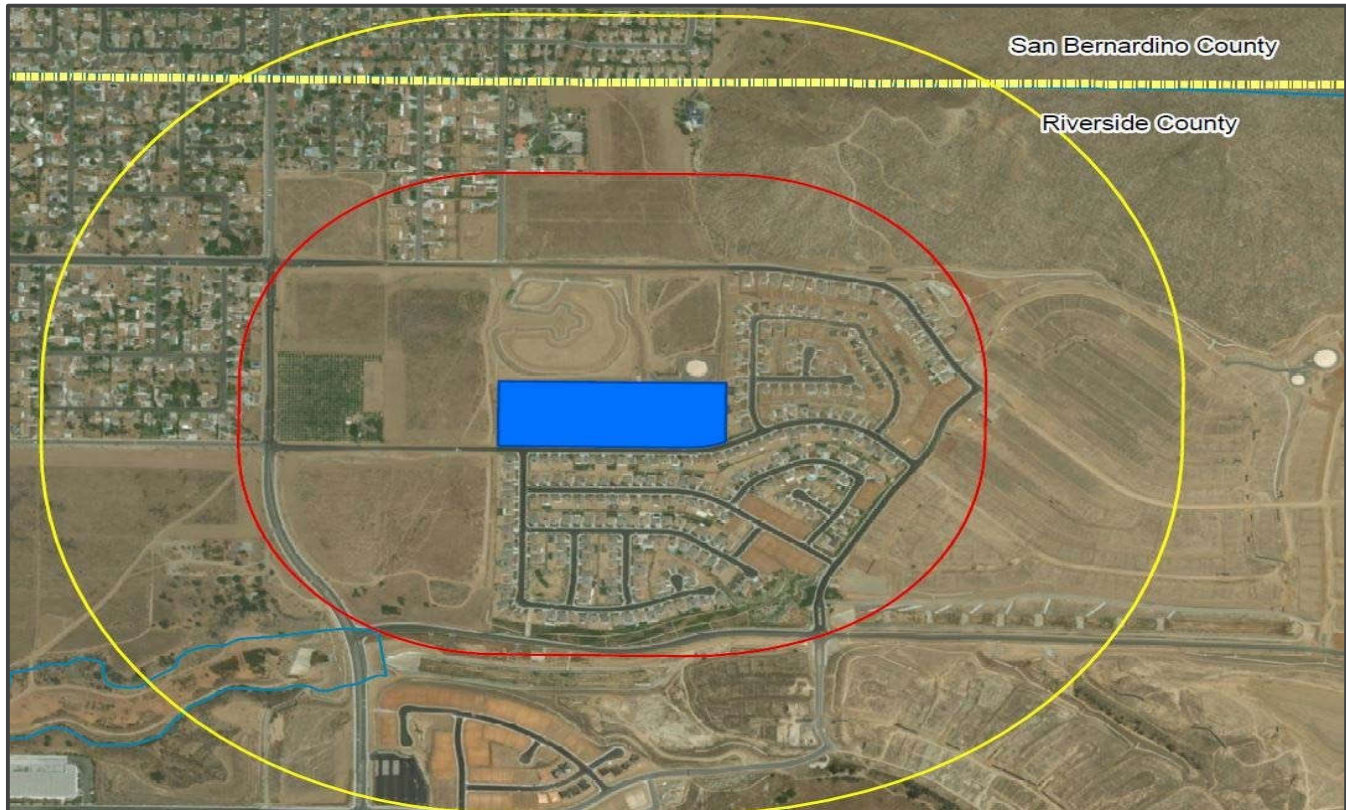
Option 2 – B lots, C lots, vacate Park Avenue & 13th Street, and negotiate joint use agreement with city.



Please note: Joint Use Agreement with the City must be negotiated and approved. Option 2 provides opportunities for schematic design and explore areas affected.

Highgrove II Neighborhood School

Measure O New School



Project Description

The site is 13 acres and is located in Spring Mt. Ranch development area. The location of the site is in the northwestern corner of the Silverspot Road and Spring Street intersection.

Group:	New School
Architect:	Ruhnau Clarke Architects
DSA Submittal:	To Be Determined
Bidding & Award:	To Be Determined
Project Budget:	\$1 Million Plus Total Encumbrances to Date

Project Status


- ✓ Schematic designs, and use of spaces is ongoing.

Highgrove II Neighborhood School

Measure O New School



Highly Voted Visioning Images



STEM Education Center

Measure O New School

Project Description

A state of the art public STEM Education Center on the premises of a world class public research university, University of California, Riverside (UCR). This project is currently in the CEQA process. The proposed high school will accommodate 800 students at any given time and will focus on computer science, environmental/ agricultural science, biomedical/allied health, and engineering & advanced manufacturing.

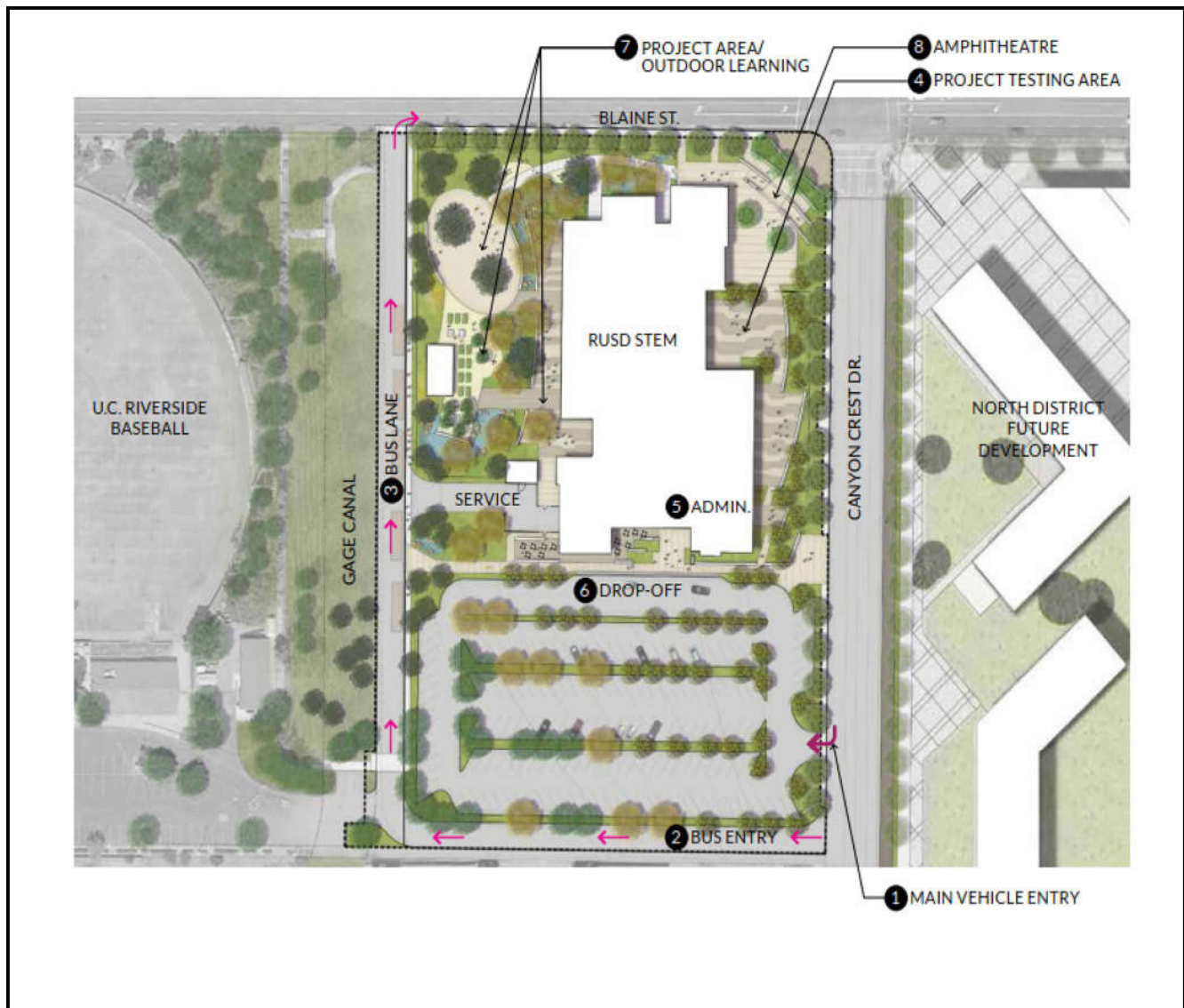
Group:	New School
Architect:	Ruhnau Clarke Architects
DSA Submittal:	Pending
Project Budget:	\$1 Million Plus Total encumbrances to date

Project Status

- ✓ Staff continues to review draft environmental impact report with UCR (University of California, Riverside).
- ✓ Targeting Draft Environmental Impact Report for public review February 2024.

STEM Education Center

Aerial Site Plan



Potential State Grants for Groups A, B & C Projects

The Riverside Unified School District has been making every effort to augment its Measure O General Obligation Bonds with State eligible grants. To date, the District has received over **\$48.4 million** in modernization and new construction grants from the State. However, the receipt of potential future State grants is predicated on: 1) the Governor agreeing to issue State School Bonds, 2) the District meeting the State's eligibility requirements, and 3) the State funding levels remaining at current levels.

No.	School Project Name	OPSC Application Number	OPSC Eligible Grant Amount *	OPSC Grants Received to Date	OPSC Potential Grants Pending
1	Andrew Jackson Elementary New Construction	50/67215-00-037	\$3,621,853.00	\$3,621,853.00	\$0.00
2	Castle View Elementary - Portables	50/67215-00-028	341,891.00	341,891.00	0.00
3	Emerson Elementary - 2 Portable Replacement	50/67215-00-030	279,202.00	279,202.00	0.00
4	Fremont Elementary Modernization	57/67215-00-043	2,145,092.00	2,145,092.00	0.00
5	Fremont Elementary New Construction	50/67215-00-043	3,947,211.00	3,947,211.00	0.00
6	Harrison Elementary Modernization	57/67215-00-037	1,748,156.00	1,748,156.00	0.00
7	Harrison Elementary School - Modernization	50/67215-00-031	2,218,572.00	2,218,572.00	0.00
8	Henry W. Longfellow Elementary Modernization	57/67215-00-047	2,316,551.00	2,316,551.00	0.00
9	Highgrove Elementary Modernization	57/67215-00-036	2,218,515.00	2,218,515.00	0.00
10	Highgrove Elementary New Construction	50/67215-00-033	6,153,752.00	6,153,752.00	0.00
11	Jefferson Elementary Modernization	50/67215-00-032	2,935,279.00	2,935,279.00	0.00
12	Jefferson ES - Portables	50/67215-00-027	341,891.00	341,891.00	0.00
13	John Adams Elementary Modernization	57/67215-00-044	1,161,482.00	1,161,482.00	0.00
14	John Adams Elementary New Construction	50/67215-00-036	2,931,130.00	2,931,130.00	0.00
15	Kennedy ES - 2 Portable Replacement	50/67215-00-029	167,521.00	167,521.00	0.00
16	Louisa May Alcott Elementary Modernization	57/67215-00-046	1,293,306.00	1,293,306.00	0.00
17	Madison Elementary Modernization	57/67215-00-040	1,249,565.00	1,249,565.00	0.00
18	Madison Elementary New Construction	50-67215-00-034	3,814,130.00	3,814,130.00	0.00
19	Magnolia Elementary Modernization	57/67215-00-042	679,394.00	679,394.00	0.00
20	Magnolia Elementary New Construction	50/67215-00-035	3,947,211.00	3,947,211.00	0.00
21	MLK HS - Wrestling	50/67215-00-039	651,593.00	651,593.00	0.00
22	North High School Modernization	57/67215-00-052	8,495,936.00	0.00	8,495,936.00
23	Poly HS Chiller Modernization	57/67215-00-035	3,216,514.00	3,216,514.00	0.00
24	Riverside STEAM Academy	50/67215-00-026	497,281.00	497,281.00	0.00
25	Sierra Middle Modernization	57/67215-00-050	5,044,613.00	0.00	5,044,613.00
26	University Middle Modernization	57/67215-00-045	562,356.00	562,356.00	0.00
27	University Middle New Construction	50/67215-00-038	2,699,011.00	0.00	2,699,011.00
COMBINED CURRENT STATE GRANTS:			\$64,679,008.00	\$48,439,448.00	\$16,239,560.00

* Information is provided by the District's State consultant

School Funding Program Glossary of Acronyms

General Obligation Bonds (G.O. Bonds) – Fund 21: Measure 0 is a voter approved bond measure within the boundaries of the District. It represents a maximum tax of \$60 per \$100,000 of assessed property value.

Community Facilities District Bonds (CFDs): The Mello-Roos Community Facilities Act provides an alternative method for public agencies to fund facilities. The Community Facilities District ("CFD") is a financing entity through which a local government is authorized to levy special property taxes to pay debt service on bonds or to pay for the direct construction of facilities. CFD revenue is restricted to the funding of additional capacity (e.g. New Construction).

Developer Fees – Fund 25: School districts have the ability to impose impact fees from new residential development and commercial/industrial development for the construction or reconstruction of school facilities. Developer fees are collected at the time a building permit is issued and are restricted to the funding of additional capacity (e.g. New Construction).

Redevelopment Agency Revenue (RDA – Fund 06): California redevelopment law allows school districts to share property tax increment income via pass-through agreements with local redevelopment agencies. State law eliminated redevelopment agencies as of February 1, 2012; however, local educational agency's pass-through entitlements remain. Redevelopment revenue is received annually and can be used to fund modernization and/or new construction projects.

State School Facility Program Grants (SFP) - Fund 35: The SFP provides grants for school districts to acquire school sites, construct new school facilities, or modernize existing school facilities. The two major funding types available are "new construction" and "modernization". The new construction grant provides funding on a 50/50 State and local match basis. The modernization grant provides funding on a 60/40 basis.

California Clean Energy Jobs Act (Proposition 39): Prop. 39 is an energy efficiency grant program that provides funding for eligible repairs to heating, ventilation, and air-conditioning (HVAC) systems; new chillers, boilers and furnaces; new lighting and lighting control systems; Installation of energy-efficient windows, programmable thermostats, and thermal window shades; and on-site clean energy generation, such as solar photovoltaic.

Measure O Cumulative Project Expenditures

From
Inception to January 12, 2024



MEASURE O PROJECT COMMITMENTS AND EXPENDITURES

No.	DISTRICT PROJECT NAME	ESTIMATED PROJECT BUDGET *	MEASURE O CUMULATIVE COMMITMENTS	MEASURE O EXPENDITURES UP TO 11/15/2023 ¹	EXPENDITURES FROM 11/16/2023 TO 1/12/2024 ²	MEASURE O CUMULATIVE EXPENDITURES	REMAINING MEASURE O COMMITMENTS	CURRENT PROJECT PHASE
A		B	C	D	E	F (D + E)	D (C + F)	

GROUP A PROJECTS

1	Harrison Elementary School	\$11,135,012.68	\$7,932,745.96	(\$7,932,745.96)	\$0.00	(\$7,932,745.96)	\$0.00	Completed/April 2021
2	Highgrove Elementary School	23,755,446.73	18,509,827.68	(18,509,827.68)	0.00	(18,509,827.68)	0.00	Completed/August 2020
3	Jefferson Elementary School	17,981,189.58	16,537,721.24	(16,537,721.24)	0.00	(16,537,721.24)	0.00	Completed/April 2021
4	Madison Elementary School	17,489,876.95	17,484,454.98	(17,484,454.98)	0.00	(17,484,454.98)	0.00	Completed/June 2021
5	Sierra Middle School	<u>8,733,530.13</u>	<u>8,733,530.13</u>	<u>(8,733,530.13)</u>	0.00	<u>(8,733,530.13)</u>	<u>0.00</u>	Completed/November 2019
GROUP A PROJECT TOTALS:		\$79,095,056.07	\$69,198,279.99	(\$69,198,279.99)	\$0.00	(\$69,198,279.99)	\$0.00	

GROUP B PROJECTS

6	Alcott Elementary School	\$21,588,163.23	\$16,377,956.14	(\$16,127,908.27)	(\$86,347.04)	(\$16,214,255.31)	\$163,700.83	Substantial Completion
7	Jackson Elementary School	22,118,129.82	19,525,451.97	(19,482,903.37)	0.00	(19,482,903.37)	42,548.60	Completed/March 2022
8	Monroe Elementary School	23,006,853.42	21,142,058.34	(20,689,764.63)	(240,727.68)	(20,930,492.31)	211,566.03	Substantial Completion
9	Sunshine Early Childhood Center	10,385,599.01	5,101,603.94	(5,062,360.02)	0.00	(5,062,360.02)	39,243.92	Completed/December 2021
10	Riverside Polytech High School	<u>24,556,508.32</u>	<u>23,394,500.79</u>	<u>(23,381,760.22)</u>	<u>0.00</u>	<u>(23,381,760.22)</u>	<u>12,740.57</u>	Completed/May 2022
GROUP B PROJECT TOTALS:		\$101,655,253.80	\$85,541,571.18	(\$84,744,696.51)	(\$327,074.72)	(\$85,071,771.23)	\$469,799.95	

GROUP C PROJECTS

11	Adams Elementary School	\$11,147,907.39	\$10,700,795.63	(\$10,700,795.63)	\$0.00	(\$10,700,795.63)	\$0.00	Completed/November 2021
12	Fremont Elementary School	18,672,952.00	15,324,780.30	(14,727,734.67)	(92,162.56)	(14,819,897.23)	504,883.07	Substantial Completion
13	Longfellow Elementary School	24,295,610.00	17,549,240.46	(14,914,238.18)	(834,611.82)	(15,748,850.00)	1,800,390.46	In Construction
14	Magnolia Elementary School	10,284,790.19	10,279,983.31	(10,279,983.31)	0.00	(10,279,983.31)	0.00	Completed/November 2021
15	University Middle School	15,500,000.00	7,019,043.62	(5,455,472.66)	(204,892.82)	(5,660,365.48)	1,358,678.14	Substantial Completion
16	Arlington High School	<u>26,608,066.33</u>	<u>26,432,520.19</u>	<u>(26,254,023.35)</u>	<u>(15,404.68)</u>	<u>(26,269,428.03)</u>	<u>163,092.16</u>	Completed/May 2022
GROUP C PROJECT TOTALS:		\$106,509,325.91	\$87,306,363.51	(\$82,332,247.80)	(\$1,147,071.88)	(\$83,479,319.68)	\$3,827,043.83	

* Reflects the entire estimated budget for the project. Some projects may be multi-funded from various District Capital Facility Funding Sources.

¹ Expenditures reflected in last CBOC Report dated December 6, 2023. Financial period ended on November 15, 2023.

² Expenditures related to Measure O from November 16, 2023 to January 12, 2024.

MEASURE O PROJECT COMMITMENTS AND EXPENDITURES

No.	DISTRICT PROJECT NAME	ESTIMATED PROJECT BUDGET *	MEASURE O CUMULATIVE COMMITMENTS	MEASURE O EXPENDITURES UP TO 11/15/2023 ¹	EXPENDITURES FROM 11/16/2023 TO 1/12/2024 ²	MEASURE O CUMULATIVE EXPENDITURES	REMAINING MEASURE O COMMITMENTS	CURRENT PROJECT PHASE
A	B	C	D	E	F (D + E)	D (C + F)		

Groups D, E, F, & H and Expanded Projects

17	Bryant Elementary School	\$161.01	\$161.01	(\$161.01)	\$0.00	(\$161.01)	\$0.00	Dormant
18	Highgrove II Neighborhood School	5,275,416.32	4,360,974.14	(4,145,349.14)	0.00	(4,145,349.14)	215,625.00	Planning
19	Franklin Elementary School	47,103.04	47,103.04	(47,103.04)	0.00	(47,103.04)	0.00	Dormant
20	King High School	891,610.79	891,610.79	(891,610.79)	0.00	(891,610.79)	0.00	Dormant
21	Mt. View Elementary School	13,302.50	13,302.50	(13,302.50)	0.00	(13,302.50)	0.00	Dormant
22	North High School	61,500,000.00	16,930,634.30	(2,397,536.91)	(420,999.70)	(2,818,536.61)	14,112,097.69	In Construction
23	Pachappa Elementary School	11,450.00	11,450.00	(11,450.00)	0.00	(11,450.00)	0.00	Dormant
24	Taft Elementary School	31,893.06	31,893.06	(31,893.06)	0.00	(31,893.06)	0.00	Dormant
25	Washington Elementary School	23,939.85	23,939.85	(23,939.85)	0.00	(23,939.85)	0.00	Dormant
26	Woodcrest Elementary School	20,170.63	20,170.63	(20,170.63)	0.00	(20,170.63)	0.00	Dormant
27	Earhart Middle School	12,350.00	12,350.00	(12,350.00)	0.00	(12,350.00)	0.00	Dormant
28	Ramona High School	21,250.00	21,250.00	(21,250.00)	0.00	(21,250.00)	0.00	Dormant
29	STEM Education Center	2,854,558.78	1,902,623.02	(1,212,406.92)	(1,551.25)	(1,213,958.17)	688,664.85	Planning
30	Casa Blanca Neighborhood School ³	83,600,000.00	44,117,659.47	(9,145,699.91)	(3,932,254.45)	(13,077,954.36)	31,039,705.11	In Construction
31	Eastside Neighborhood School ³	66,965,194.59	3,592,932.07	(3,134,868.74)	(22,008.48)	(3,156,877.22)	436,054.85	Planning
32	STEM Academy	9,952.47	9,952.47	(9,952.47)	0.00	(9,952.47)	0.00	Dormant
33	Facilities Projects (Program Costs)	<u>4,096,004.07</u>	<u>3,816,085.32</u>	<u>(3,680,504.07)</u>	<u>(36,500.00)</u>	<u>(3,717,004.07)</u>	<u>99,081.25</u>	Planning
	GROUPS D, E, F, & H & EXPANDED:	\$225,374,357.11	\$75,804,091.67	(\$24,799,549.04)	(\$4,413,313.88)	(\$29,212,862.92)	\$46,591,228.75	

MEASURE O PROJECT TOTALS:	<u>\$512,633,992.89</u>	<u>\$317,850,306.35</u>	<u>(\$261,074,773.34)</u>	<u>(\$5,887,460.48)</u>	<u>(\$266,962,233.82)</u>	<u>\$50,888,072.53</u>
---------------------------	-------------------------	-------------------------	---------------------------	-------------------------	---------------------------	------------------------

* Reflects the entire estimated budget for the project. Some projects may be multi-funded from various District Capital Facility Funding Sources.

¹ Expenditures reflected in last CBOC Report dated December 6, 2023. Financial period ended on November 15, 2023.

² Expenditures related to Measure O from November 16, 2023 to January 12, 2024.

³ The above budgets reflect estimated construction costs including site acquisition costs.

Measure O Detailed Expenditure Backup

from *Keystone Solutions*

November 16, 2023 to January 12, 2024



Measure O GROUP A
Expenditure Backup
(No Expenditures Remain)



Measure O GROUP B Expenditure Backup



Measure O - Group B Expenditures Backup from 11/16/2023 to 1/12/2024

Project: 104-9772 - Alcott Elementary School - New Construction		
Vendor	Expenditure	Description
DLR Group, Inc.	\$0.00	Architect Fees
Division Of The State Architect	(\$45,675.49)	Plan Check Fees
Project Total:	(\$45,675.49)	104-9772 - Alcott Elementary School - New Construction
Project: 104-9776 - Alcott Elementary School - Modernization		
Vendor	Expenditure	Description
Cardinal Environmental Consultants, Inc.	\$0.00	Construction Costs - Hazmat
DLR Group, Inc.	\$0.00	Architect Fees
Gafcon, Inc.	(\$451.50)	Labor Compliance
Hamel Contracting, Inc.	\$0.00	Construction Costs - General Contractor
Imperial Sprinkler Supply	\$0.00	Construction Costs - Irrigation
Inland Building Construction Companies, Inc.	(\$40,220.05)	Construction Costs - General Construction
R M A Group	\$0.00	Lab of Record
Southland Inspections, Inc.	\$0.00	Inspector of Record
Tao Rossini, A Professional Corporation	\$0.00	Legal Consulting Services
Warner Water Works	\$0.00	Construction Costs - Water Drainage Management
Project Total:	(\$40,671.55)	104-9776 - Alcott Elementary School - Modernization
Project: 128-9776 - Jackson Elementary School - Modernization		
Vendor	Expenditure	Description
Amtech Elevators	\$0.00	Construction Contractor
Erickson-Hall Construction Co.	\$0.00	Construction Management
Fusion Sign And Design, Inc.	\$0.00	Construction Costs - Signage
Tao Rossini, A Professional Corporation	\$0.00	Legal Consulting Services
WLC Architects, Inc (Wolff)	\$0.00	Architect Fees
Project Total:	\$0.00	128-9776 - Jackson Elementary School - Modernization
Project: 142-9772 - Monroe Elementary School - New Construction		
Vendor	Expenditure	Description
Reece	\$0.00	Construction Costs - Plumbing
Project Total:	\$0.00	142-9772 - Monroe Elementary School - New Construction

Measure O - Group B Expenditures Backup from 11/16/2023 to 1/12/2024

Project: 142-9776 - Monroe Elementary School - Modernization		
Vendor	Expenditure	Description
B Safe Playground Inspection Services Inc	\$0.00	Inspection Services
Beltmann Relocation Group	\$0.00	Moving and Storage
Bravo Construction Services, Inc.	\$0.00	Construction Costs - Concrete
Canyon Steel Fabricators, Inc.	\$0.00	Construction Costs - Structural Steel
DLR Group, Inc.	\$0.00	Architect Fees
Fischer Inc.	(\$99,833.70)	Construction Costs - Plumbing
HMC Architects	\$0.00	Architect Fees
Hamel Contracting, Inc.	(\$140,137.98)	Construction Costs - General Contractor
New Vendor	\$0.00	IDENTIFY
Rey Art Landscape	\$0.00	Landscaping Costs
Signs & Lucite Products	\$0.00	Signage Costs
State Water Resources Control Board	(\$756.00)	Other Planning Costs/Storm Water Management
Tao Rossini, A Professional Corporation	\$0.00	Legal Consulting Services
Project Total:	(\$240,727.68)	142-9776 - Monroe Elementary School - Modernization
Project: 340-9772 - Poly High School Gym - New Construction		
Vendor	Expenditure	Description
Pa Thompson Engineering Company Inc.	\$0.00	Engineering Costs
Project Total:	\$0.00	340-9772 - Poly High School Gym - New Construction
Project: 340-9776 - Poly High School Gym - QUAD Modernization		
Vendor	Expenditure	Description
Technet Partners Inc.	\$0.00	Technology/Network
Project Total:	\$0.00	340-9776 - Poly High School Gym - QUAD Modernization
Project: 460-9776 - Sunshine Early Childhood Center - Modernization		
Vendor	Expenditure	Description
Go Architects, Inc.	\$0.00	Architects Fees
Project Total:	\$0.00	460-9776 - Sunshine Early Childhood Center - Modernization
Grand Total:	(\$327,074.72)	Riverside Unified School District

Measure O GROUP C Expenditure Backup



Measure O - Group C Expenditures Backup from 11/16/2023 to 1/12/2024

Project: 114-9772 - Fremont Elementary School - New Construction		
Vendor	Expenditure	Description
Ruhnau Clarke Architects	\$0.00	Architect Fees
Project Total:	\$0.00	114-9772 - Fremont Elementary School - New Construction
Project: 114-9776 - Fremont Elementary School - Modernization		
Vendor	Expenditure	Description
AWI Builders, Inc	(\$9,194.23)	Construction Costs - Structural Steel
B Safe Playground Inspection Services Inc	\$0.00	Inspection Services
Bogh Engineering Inc.	(\$7,944.99)	Construction Costs - Concrete
CLM Professional Services, Inc.	\$0.00	Construction Costs - SWPPP & Compliance
Cardinal Environmental Consultants, Inc.	\$0.00	Construction Costs - Hazmat
F.E.C. Electric	(\$8,567.90)	Construction Costs - Electric
Gafcon, Inc.	(\$1,989.00)	Labor Compliance
Golden West Moving Systems, Inc.	\$0.00	Moving Costs
JPI Development Group, Inc.	(\$2,951.27)	Construction Costs - Plumbing
Marina Landscape, Inc.	(\$40,906.01)	Construction Costs - Landscaping
Nexus IS, Inc.	\$0.00	Furniture & Equipment
Perfection Painting Corp	\$0.00	Construction Costs - Painting
Prospectra Contract Flooring	\$0.00	Flooring Costs
Ruhnau Clarke Architects	\$0.00	Architect Fees
Sandy Pringle Associates, Inc.	(\$380.00)	Inspector of Record
Southcoast Acoustical Interiors, Inc.	\$0.00	Construction Costs - Ceilings
Spec Construction Co., Inc.	\$0.00	Construction Costs - Hardscape
T3 Contractors Corp.	(\$19,929.16)	Construction Costs - Demolition
TGR Geotechnical, Inc.	\$0.00	Lab of Record
Tao Rossini, A Professional Corporation	(\$300.00)	Legal Consulting Services
Technet Partners Inc.	\$0.00	Technology/Network
Project Total:	(\$92,162.56)	114-9776 - Fremont Elementary School - Modernization
Project: 136-9772 - Longfellow Elementary School - New Construction		
Vendor	Expenditure	Description
DLR Group, Inc.	(\$23,847.17)	Architect Fees
Gafcon, Inc.	(\$621.00)	Labor Compliance
Overland, Pacific & Cutler LLC	\$0.00	Property Management Services

Measure O - Group C Expenditures Backup from 11/16/2023 to 1/12/2024

Project: 136-9772 - Longfellow Elementary School - New Construction		
Vendor	Expenditure	Description
Project Total:	(\$24,468.17)	136-9772 - Longfellow Elementary School - New Construction
Project: 136-9776 - Longfellow Elementary School - Modernization		
Vendor	Expenditure	Description
Bentley Mills Inc.	\$0.00	Construction Costs - Carpeting
Bogh Engineering Inc.	(\$237,299.42)	Construction Costs - Concrete
Burgess Moving And Storage Company	(\$10,005.00)	Moving Costs
CLM Professional Services, Inc.	\$0.00	Construction Costs - SWPPP & Compliance
Cardinal Environmental Consultants, Inc.	\$0.00	Construction Costs - Hazmat
County Of Riverside	(\$1,000.00)	Permits & Fees
DLR Group, Inc.	(\$32,445.48)	Architect Fees
Empyrean Plumbing, Inc.	(\$10,065.40)	Construction Costs - Plumbing
F.E.C. Electric	(\$59,841.55)	Construction Costs - Electric
First Construction Services, Inc.	(\$38,728.00)	Inspector of Record
Gafcon, Inc.	(\$3,141.00)	Labor Compliance
Integrated Demolition and Remediation Inc.	(\$6,861.37)	Construction Contractor
K & Z Cabinet Co., Inc.	(\$16,969.61)	Construction Costs - Casework
Keenan Associates	(\$8,462.00)	Insurance
Letner Roofing Co.	(\$70,651.40)	Construction Costs - Roofing
Marina Landscape, Inc.	(\$4,465.00)	Construction Costs - Landscaping
McKernan Inc.	(\$712.50)	Construction Costs - Doors/Glazing
Neff Construction, Inc.	(\$86,091.80)	Construction Management
Painting And Decor, Inc.	\$0.00	Construction Costs - Painting
Pro-Craft Construction, Inc.	(\$139,137.00)	Permanent Construction Costs
Progressive Surface Solutions, LLC	\$0.00	Construction Contractor - Floor Coverings
Reece	\$0.00	Construction Costs - Plumbing
Rite-Way Roof Corporation	(\$82,650.00)	Construction Costs - Roofing
Security Defense, Inc.	\$0.00	Security Costs
Silver Creek Industries, Inc.	\$0.00	Construction Costs - Modular Structure
TGR Geotechnical, Inc.	\$0.00	Lab of Record
Tao Rossini, A Professional Corporation	\$0.00	Legal Consulting Services
Technet Partners Inc.	(\$1,617.12)	Technology/Network
Project Total:	(\$810,143.65)	136-9776 - Longfellow Elementary School - Modernization

Measure O - Group C Expenditures Backup from 11/16/2023 to 1/12/2024

Project: 136-9776 - Longfellow Elementary School - Modernization

Vendor	Expenditure	Description
--------	-------------	-------------

Project: 260-9772 - University Middle School - New Construction

Vendor	Expenditure	Description
KI, Pallas Textiles, OEI	\$0.00	Furniture and Equipment
Project Total:	\$0.00	260-9772 - University Middle School - New Construction

Project: 260-9776 - University Middle School - Modernization

Vendor	Expenditure	Description
Beltmann Relocation Group	(\$1,020.08)	Moving and Storage
CORE Contracting, Inc.	\$0.00	General Contractor
Cardinal Environmental Consultants, Inc.	\$0.00	Construction Costs - Hazmat
Crew, Inc.	(\$44,608.00)	Construction Costs - Earthworks/Site Clearing
D&M Painting, Inc.	(\$8,540.50)	Construction Costs - Painting
Empyrean Plumbing, Inc.	\$0.00	Construction Costs - Plumbing
Erickson-Hall Construction Co.	(\$108,265.00)	Construction Management
Gafcon, Inc.	(\$2,115.00)	Labor Compliance
Go Architects, Inc.	(\$13,236.42)	Architects Fees
KCB Towers, Inc.	(\$6,360.00)	Construction Costs - Fire Alarms
KI, Pallas Textiles, OEI	\$0.00	Furniture and Equipment
Koury Engineering & Testing, Inc.	\$0.00	Construction Costs - Engineering
Marina Landscape, Inc.	\$0.00	Construction Costs - Landscaping
SWPPP CAL	\$0.00	Other Construction Costs/Stormwater Management
Southland Inspections, Inc.	(\$14,800.00)	Inspector of Record
State Water Resources Control Board	(\$756.00)	Other Planning Costs/Storm Water Management
Technet Partners Inc.	(\$5,191.82)	Technology/Network
Project Total:	(\$204,892.82)	260-9776 - University Middle School - Modernization

Project: 310-9772 - Arlington High School - New Construction

Vendor	Expenditure	Description
Daktronics	\$0.00	Construction Costs - Scoreboard
Project Total:	\$0.00	310-9772 - Arlington High School - New Construction

Measure O - Group C Expenditures Backup from 11/16/2023 to 1/12/2024

Project: 310-9776 - Arlington High School - Modernization		
Vendor	Expenditure	Description
Apple Valley Communications, Inc.	(\$2,553.00)	Construction Costs
California Commercial Pools, Inc.	(\$2,542.00)	Construction Costs - Pool Contractor
California Department Of Ed	(\$6,071.93)	Plan Check Fees
Construction Electric Inc	\$0.00	Construction Costs - Electrical
Fusion Sign And Design, Inc.	\$255.00	Construction Costs - Signage
Herk Edwards Inc.	(\$3,152.00)	Construction Costs - Flooring
Pro Flooring Corporation	\$0.00	Flooring
Ruhnau Clarke Architects	(\$1,340.75)	Architect Fees
Technet Partners Inc.	\$0.00	Technology/Network
Project Total:	(\$15,404.68)	310-9776 - Arlington High School - Modernization
Grand Total:	(\$1,147,071.88)	Riverside Unified School District

**Measure O ALL OTHER
Project Groups
Expenditure Backup**



Measure O - Groups D, E, F, H, & NEW SCHOOL Projects Expenditures Backup from 11/16/2023 to 1/12/2024

Project: 105-9772 - Highgrove II Neighborhood School - New Construction		
Vendor	Expenditure	Description
Ruhnau Clarke Architects	\$0.00	Architect Fees
Project Total:	\$0.00	105-9772 - Highgrove II Neighborhood School - New Construction
Project: 330-9772 - North High School - New Construction		
Vendor	Expenditure	Description
Fusion Sign And Design, Inc.	\$0.00	Construction Costs - Signage
Gafcon, Inc.	(\$414.00)	Labor Compliance
Go Architects, Inc.	(\$33,896.06)	Architects Fees
Keenan Associates	(\$53,401.00)	Insurance
Leighton Consulting, Inc	\$0.00	Geotechnical Inspection
MTN Engineering	\$0.00	Construction
Placeworks	\$0.00	Environmental/CEQA
Riverside, City Of	(\$73,080.67)	Permits & Fees
SWPPP CAL	\$0.00	Other Construction Costs/Stormwater Management
Southland Inspections, Inc.	\$0.00	Inspector of Record
Project Total:	(\$160,791.73)	330-9772 - North High School - New Construction
Project: 330-9776 - North High School - Modernization		
Vendor	Expenditure	Description
All Star Air Systems Inc	\$0.00	Construction Costs - HVAC
Bogh Engineering Inc.	(\$95,624.00)	Construction Costs - Concrete
Challenger Sheet Metal, Inc.	\$0.00	Construction Costs
D&M Painting, Inc.	\$0.00	Construction Costs - Painting
Daniel's Electrical Construction	\$0.00	Construction Costs - Electrical
Go Architects, Inc.	(\$8,238.97)	Architects Fees
Inland Building Construction Companies, Inc.	\$0.00	Construction Costs - General Construction
Inland Empire Landscape, Inc.	\$0.00	Construction Costs - Landscaping
J.G. Tate Fire Protection Systems, Inc.	\$0.00	Fire Protection
JPI Development Group, Inc.	\$0.00	Construction Costs - Plumbing
K & Z Cabinet Co., Inc.	\$0.00	Construction Costs - Casework
McKernan Inc.	\$0.00	Construction Costs - Doors/Glazing
New Vendor	\$0.00	IDENTIFY
Placeworks	\$0.00	Environmental/CEQA

Measure O - Groups D, E, F, H, & NEW SCHOOL Projects Expenditures Backup from 11/16/2023 to 1/12/2024

Project: 330-9776 - North High School - Modernization		
Vendor	Expenditure	Description
Preferred Ceilings, Inc.	\$0.00	Construction Costs
Progressive Surface Solutions, LLC	\$0.00	Construction Contractor - Floor Coverings
Schroeder Iron Corporation	\$0.00	Construction Costs
Sierra Lathing Company, Inc.	\$0.00	Construction Costs
TGR Geotechnical, Inc.	(\$555.00)	Lab of Record
Tilden-Coil Constructors	(\$155,790.00)	Construction Management
Verne's Plumbing, Inc.	\$0.00	Plumbing Costs
Project Total:	(\$260,207.97)	330-9776 - North High School - Modernization
Project: 360-9772 - STEM Education Center		
Vendor	Expenditure	Description
Placeworks	\$0.00	Environmental/CEQA
Ruhnau Clarke Architects	\$0.00	Architect Fees
Tao Rossini, A Professional Corporation	(\$1,551.25)	Legal Consulting Services
UCR Regents	\$0.00	Environmental/GEQA
Project Total:	(\$1,551.25)	360-9772 - STEM Education Center
Project: 612-0000 - Facilities Projects - Undistributed		
Vendor	Expenditure	Description
California Financial Services	(\$22,500.00)	Project/Fund Tracking, Strategic Cash Flow Planning, COC Reports
Colbi Technologies, Inc.	\$0.00	Project/Fund Tracking Software
Nigro & Nigro	\$0.00	Measure O Performance & Financial Audit
PQBids, Inc.	(\$14,000.00)	Bid Prequalification
Project Total:	(\$36,500.00)	612-0000 - Facilities Projects - Undistributed
Project: 721-9772 - Casa Blanca - New Construction		
Vendor	Expenditure	Description
Anderson Charnesky Structural Steel, Inc.	\$0.00	General Constructor
Apex Fire Protection, Inc.	\$0.00	Construction Costs - Fire Sprinklers
Atkinson, Andelson, Loya, Ruud &	\$0.00	Legal Costs
Best Contracting Services	\$0.00	Construction Costs - Roofing
Caston, Inc.	\$0.00	Construction Costs - Plaster
D. Michael Mason & Associates	\$0.00	Real Estate

Project: 721-9772 - Casa Blanca - New Construction		
Vendor	Expenditure	Description
Donald M. Hoover Company	\$0.00	Construction Costs
Econo Fence	\$0.00	Rentals, Leases & Repairs
Elite Glass Enterprise, Inc.	\$0.00	Glass Manufacturer
Elljay Acoustics, Inc.	\$0.00	Construction Costs
Empyrean Plumbing, Inc.	\$0.00	Construction Costs - Plumbing
FUSCOE Engineering Inc.	(\$1,200.00)	Topographic Survey
Fusion Sign And Design, Inc.	\$0.00	Construction Costs - Signage
Go Architects, Inc.	(\$713,558.50)	Architects Fees
Hospitality Consulting Group	\$0.00	Market Analysis Consulting
Infinity Structures, Inc.	\$0.00	Construction Costs - Rough Carpentry
Inland Pacific Tile, Inc.	\$0.00	Construction Costs - Flooring
Ironclad General Engineering, Inc.	(\$563,240.87)	Construction
K & Z Cabinet Co., Inc.	\$0.00	Construction Costs - Casework
Keenan Associates	(\$793,660.56)	Insurance
Letner Roofing Co.	\$0.00	Construction Costs - Roofing
Linscott, Law & Greenspan Engineers	\$0.00	Traffic Study/CEQA
MTN Engineering	\$0.00	Construction
McKernan Inc.	\$0.00	Construction Costs - Doors/Glazing
Oxbridge Development Inc.	\$0.00	Realtor
R.I.S. Electrical Contractors, Inc.	\$0.00	Construction Costs
RVH Constructors, Inc.	\$0.00	Construction Costs - General Construction
SWPPP CAL	(\$1,046.48)	Other Construction Costs/Stormwater Management
Sandy Pringle Associates, Inc.	\$0.00	Inspector of Record
Simco Mechanical, Inc.	\$0.00	Construction Costs - HVAC
Statewide Educational Wrap-up Program (SEWUP)	(\$1,859,308.12)	Insurance
TGR Geotechnical, Inc.	\$0.00	Lab of Record
The Gas Company	(\$239.92)	Utility Costs
Tilden-Coil Constructors	\$0.00	Construction Management
Urban Habitat	\$0.00	Landscape
Valley Industrial Mechanical	\$0.00	Construction Costs - Plumbing
W.D. Gott Construction Co.	\$0.00	Construction
Western Painting And Wallcovering, Inc.	\$0.00	Painting Service

Measure O - Groups D, E, F, H, & NEW SCHOOL Projects Expenditures Backup from 11/16/2023 to 1/12/2024

Project: 721-9772 - Casa Blanca - New Construction		
Vendor	Expenditure	Description
Project Total:	(\$3,932,254.45)	721-9772 - Casa Blanca - New Construction
Project: 722-9772 - Eastside - New Construction		
Vendor	Expenditure	Description
Atkinson, Andelson, Loya, Ruud &	\$0.00	Legal Costs
Elrod Fence Co., Inc.	(\$5,260.00)	Fencing Costs
Epic Land Solutions	\$0.00	Landscaping Costs
PBK Architects, Inc.	(\$7,187.50)	Architect Fees
Placeworks	(\$9,560.98)	Environmental/CEQA
Project Total:	(\$22,008.48)	722-9772 - Eastside - New Construction
Grand Total:	(\$4,413,313.88)	Riverside Unified School District