



Riverside Unified School District

Citizens' Bond Oversight Committee Report

(Financial Data as of 8/25/2023)

September 20, 2023 Meeting

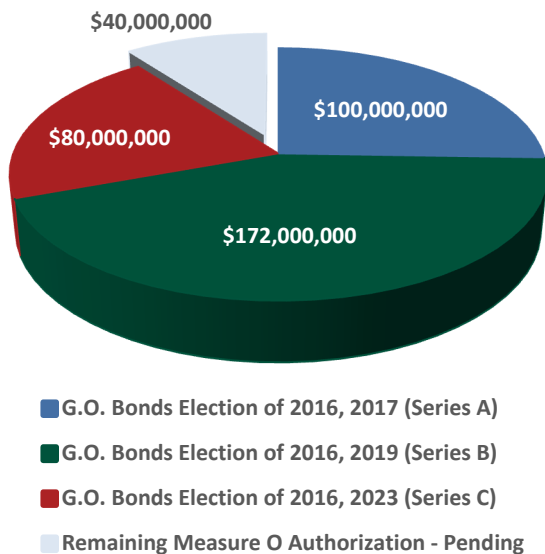
Prepared by:



3380 14th Street | Riverside, CA 92501
(951) 788-7135 www.riversideunified.org



Measure O Authorization

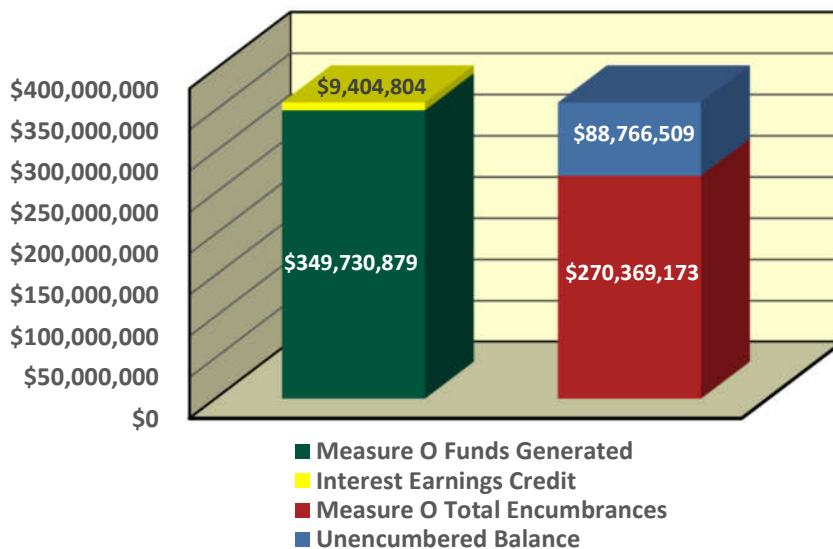


Measure O Overview

On November 8, 2016, the voters of the Riverside Unified School District approved Measure O General Obligation Bonds (the “Bonds”) with a 70% approval rate. Measure O will generate \$392 million dollars over the next 10 to 15 years to improve and build new capital facilities in the Riverside Unified School District.

The Bonds will be used to repair and upgrade District aging school infrastructure, classrooms and buildings, build new schools, modernize school facilities with 21st century technology, improve access for students with disabilities, provide classroom and labs for career and technical education classes, improve school safety by modernizing security systems, retrofitting buildings to be earthquake proof, and upgrading emergency communications.

Measure O Total Revenue = \$359,135,683



Citizens' Bond Oversight Committee Members as of September 2023

Committee Members	Group Representation	Term	Board Approved Start Date	Term End Date
Art Alcaraz	Community at Large	2nd Term	1/12/2023	1/12/2025
Martin De Campos	Taxpayer Representative	2nd Term	1/12/2023	1/12/2025
Chani Beeman	Community at Large	1st Term	1/12/2023	1/12/2025
Douglas Kroon	Senior Citizen Organization	1st Term	2/24/2022	2/24/2024
Tina Grande-Field	Parent & PTA Member	3rd Term	7/14/2022	7/14/2024
Cheryl Tavaglione	Community at Large	1st Term	7/14/2022	7/14/2024
Lara E. Martin	Business Representative	2nd Term	1/12/2023	1/12/2025
Bob Garcia	Taxpayer Representative	1st Term	1/12/2023	1/12/2025
Sandra Roy	Parent & PTA Member	1st Term	7/14/2022	7/14/2024
Keith Nelson	Community at Large	3rd Term	2/24/2022	2/24/2024
Beiwei Tu	Parent	1st Term	7/14/2022	7/14/2024
Jessica Gomez	Parent	1st Term	7/14/2022	7/14/2024
Terry Walling	Community at Large	3rd Term	7/14/2022	7/14/2024

Measure O Project Status Updates



Louisa May Alcott Elementary School

Measure O Campus Improvements

Project Description

Louisa May Alcott Elementary School was built in 1961. Under Measure O, the project includes new interior and exterior painting, new ceiling tile and t-bar, new lighting, new HVAC, casework, and carpet, and restroom ADA upgrades, removal of eleven (11) classroom portables, grading, new hard court play yard area, turf, ADA Upgrades, new landscape and irrigation throughout the campus, new gate, new fencing, and new domestic water, sewer, storm drain, and gas line for new building; and a new classroom building with six (6) general education classrooms and four (4) kindergarten classrooms with restrooms and new kinder playground, play equipment and fencing.

Project Group:	Group B
Architect:	DLR Architects
Construction:	May 2021 to August 2022
Project Budget:	\$23,073,713
Percentage Complete:	99%

Project Status

- ✓ New construction & modernization project A-04-117959 is under close-out process.
- ✓ The Drainage & Irrigation project is under close-out process.
- ✓ Ongoing punch list repairs.

Louisa May Alcott Elementary School

Construction Pictures



Drainage & Irrigation Improvement




Front of School



New 2-Story Classroom Building

Louisa May Alcott Elementary School

Exterior Project Rendering



Louisa May Alcott Elementary School

New Site Plan



Monroe Elementary School

Measure O Campus Improvements

Project Description

Monroe Elementary School was built in 1955. Under Measure O, the project includes a new 1-story classroom building with 5 kinder classrooms, modernization of existing buildings including fire alarm, HVAC, plumbing, roof, door hardware, paint, new carpet, casework, ADA improvements, new school frontage, replacing kinder equipment, updates to irrigation and drainage systems and twenty-three (23) new restroom facilities. Site work includes new playground grass, new water, sewer, gas lines, new parking and bus drop-off and lunch shelter.

Project Group:	Group B
Architect:	HMC Architects
Construction:	June 2021 to March 2023
Project Budget:	\$23,006,854
Percentage Complete:	98%

Project Status

- ✓ Fishing up on the final maintenance period for the play fields.
- ✓ Working to get landscape greenscape in corridors.
- ✓ Project has been turned over and all areas are occupied.

Monroe Elementary School

Construction Progress Pictures



Kinder Finished Building



Kinder Play Yard

Monroe Elementary School

Construction Progress Pictures



Playfield 2



Playground Added Restrooms

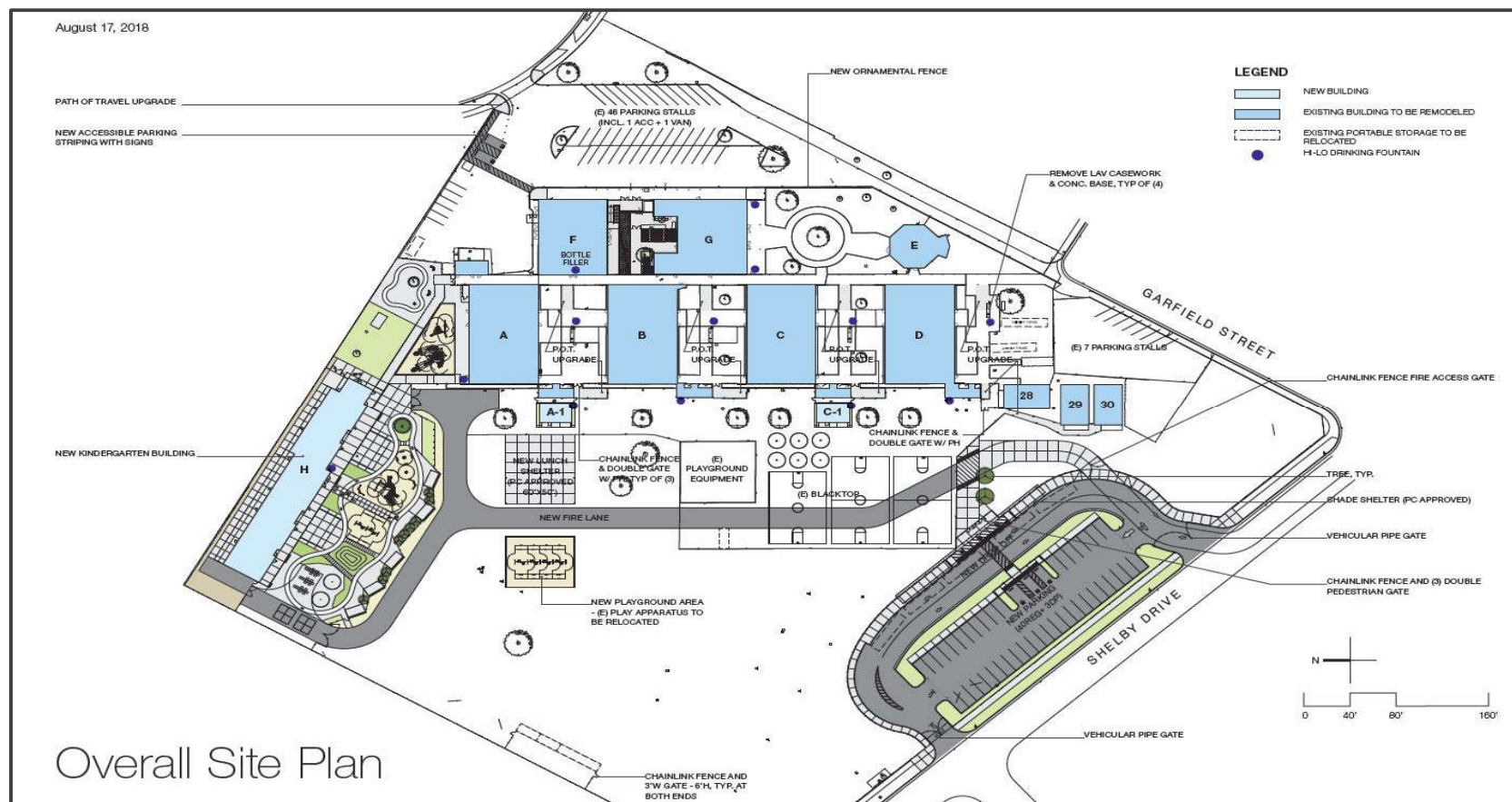
Monroe Elementary School

Project Rendering



Monroe Elementary School

New Site Plan



Fremont Elementary School

Measure O Campus Improvements

Project Description

Fremont Elementary School is one of the oldest schools in the District, built in 1917. Under Measure O, the project includes a new two-story building with six (6) general classrooms and six (6) kinder classrooms with interior restrooms, new play equipment and surfacing, landscape, elevator, covered walkway, exterior restrooms and storage. Site work includes removal of four portables and demo existing building J, new kinder play yard, hard court play yard area, turf, ADA upgrades, new visitor parking lot with fifteen (15) regular and two (2) ADA accessible parking stalls, grading, re-stripe and slurry existing parking lot, and domestic water, sewer, storm drain, gas, electrical power upgrades. Existing classroom buildings and administration updates include exterior improvements & roofing, reconfigure administration, interior and exterior paint.

Project Group:	Group C
Architect:	Ruhnau Clarke Architects
Construction:	May 2021 to September 2022
Project Budget:	\$18,672,952
Percentage Complete:	99%

Project Status

- ✓ New Construction and Modernization DSA A04-117892 is under close-out process.
- ✓ Exterior Painting Project is under close-out process.
- ✓ Ongoing exterior painting punch list repairs.

Fremont Elementary School

Construction Progress Pictures



Exterior Paint Project



Exterior Paint Project

Fremont Elementary School

Construction Progress Pictures



New 2-Story Classroom Building K1 & Kindergarten Play Area



New Kindergarten and Primary Playgrounds

Fremont Elementary School

Project Renderings



Fremont Elementary School

New Site Plan



Henry W. Longfellow Elementary School

Measure O Campus Improvements

Project Description

Henry W. Longfellow Elementary School was built in 1947. It faces logistical challenges due to its small footprint and no onsite parking. The site currently has 12 portable classroom buildings. The school is on 6 acres. Under Measure O, it will receive a new 6 kinder and 6 general education classroom building with new play area, new administration building and re-purposing of administration building, new parking lot, and modernization of existing buildings.

Project Group:	Group C
Architect:	DLR Architects
Construction:	June 2022 to October 2023
Project Budget:	\$24,295,610
Percentage Complete:	85%

Project Status

- ✓ Buildings A, B modernization is complete.
- ✓ Building A, B roof replacement is complete.
- ✓ Building F, continued modernization through 2023.
- ✓ Removal of interim housing portables.
- ✓ Removal of construction trailer.
- ✓ Demo and remove remaining portables in new east playground area.
- ✓ Slurry seal and stripe paving areas.
- ✓ Install irrigation and landscaping.
- ✓ Continue with modernization of Building F.

Henry W. Longfellow Elementary School

Construction Progress Pictures



2-Story Building



Ariel View

Henry W. Longfellow Elementary School

Construction Progress Pictures



Upper Grade Classroom



Kinder Classrooms



New Administration Office



New Modulars & Kinder Area



Upper Grade Classrooms

Henry W. Longfellow Elementary School

Project Renderings



New Classroom Building



New Classroom Building



Construction Sign Installation

Henry W. Longfellow Elementary School

New Site Plan



University Heights Middle School

Measure O Campus Improvements

Project Description

University Heights Middle School was built in 1979. Under Measure O, project includes seven (7) new classrooms added to existing structure, expansion of the music room, new finishes and relocation of existing library, ADA upgrades, new concrete running track, fire lane extension, landscaping and security fencing.


Project Group:	Group C
Architect:	GO Architects
Construction:	June 2022 to November 2023
Project Budget:	\$15,500,000
Percentage Complete:	80%

Project Status

- ✓ Buildings have been completed and turned over for use.
- ✓ Playfield landscape, irrigation, and running track ongoing.
- ✓ Laydown area cleaned up and being resodded.
- ✓ Punch List-pickup items ongoing.

University Heights Middle School

Construction Progress Pictures



Courtyard Hydro Seed



Drought Tolerant at Front by Admin.



Main Field Prep.



Sod and Sprinklers



Sod at Laydown

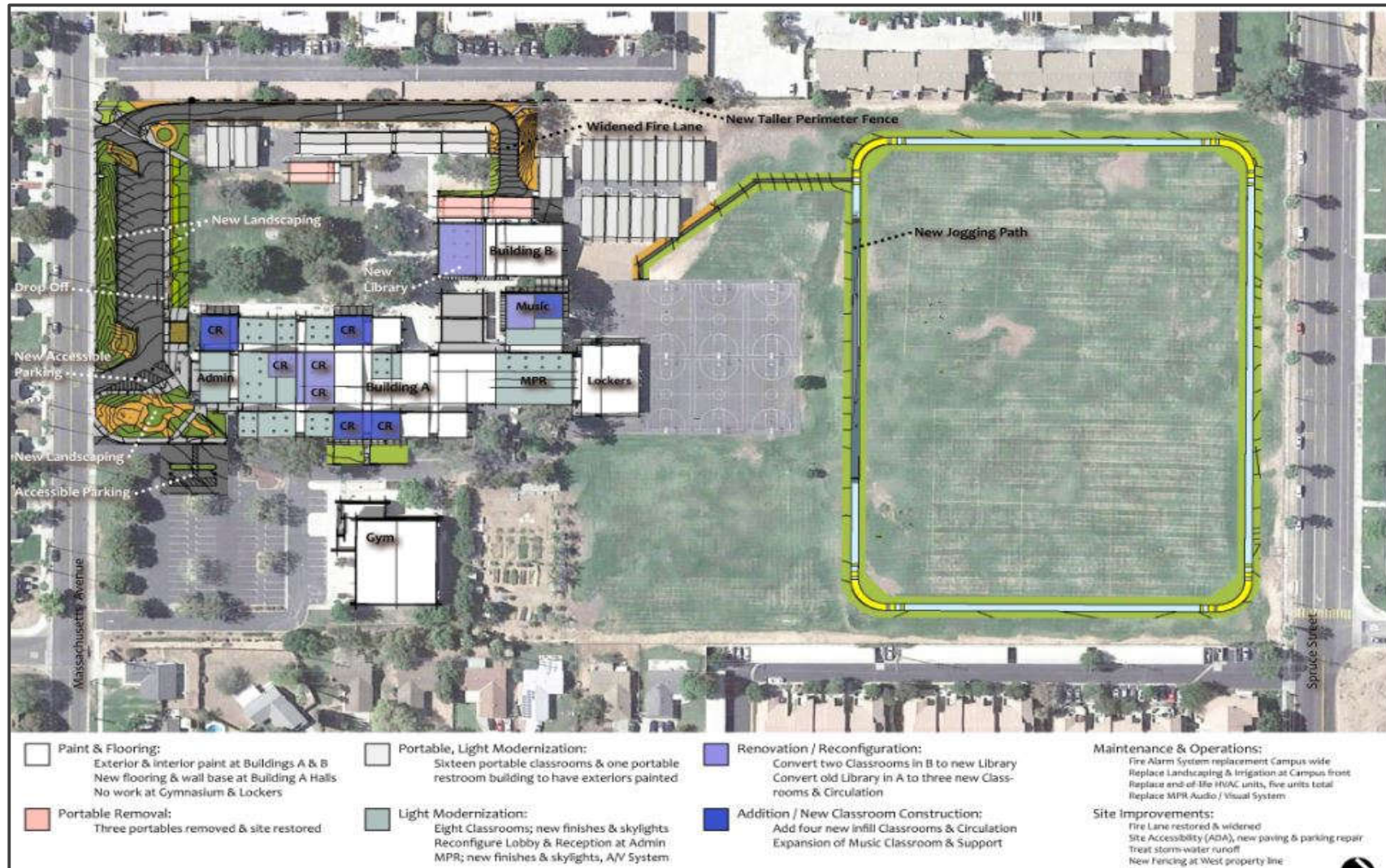
University Heights Middle School

Project Rendering



University Heights Middle School

Site Plan



John W. North High School

Measure O Campus Improvements

Project Description

John W. North High School was built in 1966. This Project is currently in the planning phase. The Design Team was tasked to develop the scope of work during the 2020/21 school year. The scope of work under Measure O may include: replacement of portable buildings to permanent buildings, site enhancements, infrastructure upgrades, curb appeal, modernization, and site improvements.

Project Group:	Group E
Construction:	ESSER Project Phase I Summer 2023 and Phase II Summer 2024 Measure O Project October 2023 – October 2025
Bidding & Award:	To be determined
Project Budget:	\$61.5 Million (Includes \$11.5 Million in ESSER funding)

Project Status

Measure O Funded Project:

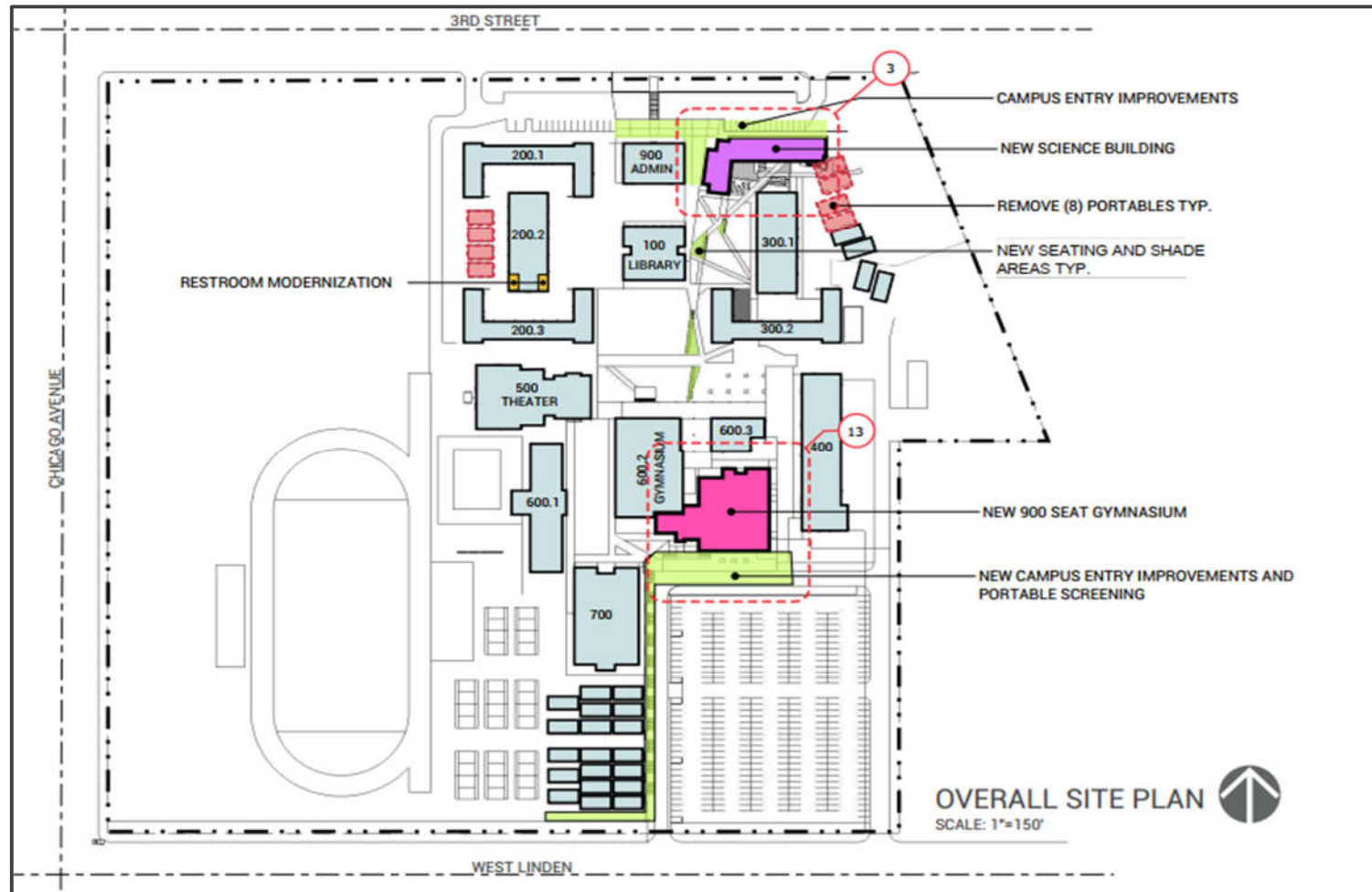
- ✓ 100% construction documents are under review by the Division of State Architect (DSA)
- ✓ Estimated DSA approval in September 2023.
- ✓ Estimated construction start in the Fall of 2023.
- ✓ The Preliminary Environmental Assessment (PEA) Report concluding No Further Action from the Department of Toxic Substances Control (DTSC) was Board approved on 9-14-23.
- ✓ Next Vision Design Committee meeting will be held after DSA approval .October/November 2023.
- ✓ Demolition target to commence Fall 2023.

Lighting & HVAC – ESSER Funded Project:

- ✓ This is a multiple phased construction project.
- ✓ Phase I - HVAC & Lighting Upgrade construction completed on 8-9-23.
- ✓ Ongoing punch list repairs.
- ✓ Phase II & Phase III - HVAC & Lighting Upgrade construction is scheduled to start in the Summer Break May thru August 2024.

John W. North High School

Modernization & New Construction Project Overall Site Plan



John W. North High School

Project Renderings



Campus Entry



New Gymnasium Exterior View



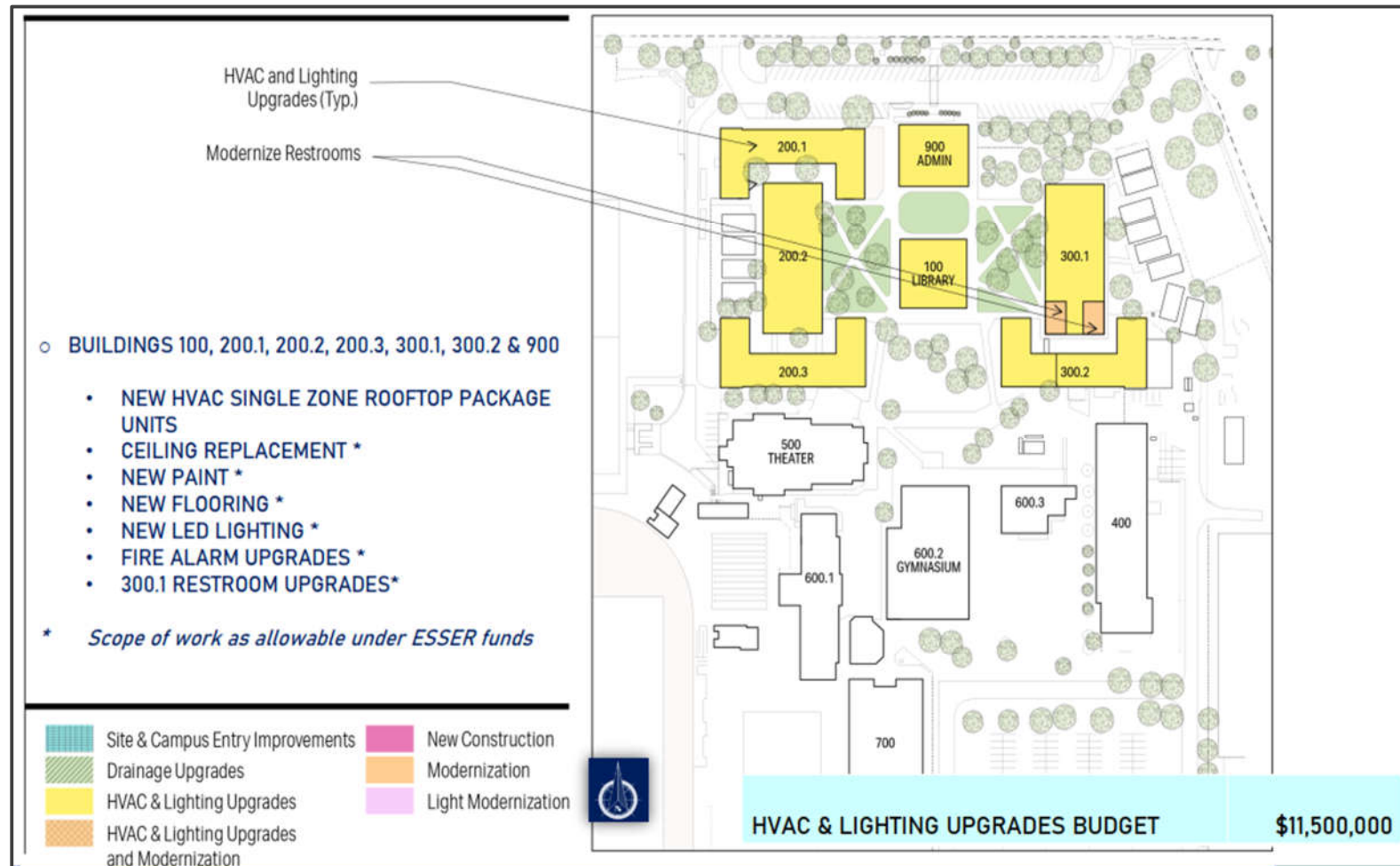
New 2-Story Science Building Inside Campus View



New Student Entry Aerial View

John W. North High School

HVAC & Lighting Upgrades



John W. North High School

HVAC Construction Progress Pictures



Building F-200.2 Roof HVAC Units



New Gas Regulators & Enclosures



Building C-200.2



Building F-300.1 Boys Restroom



Building F-300.1 Exterior Painting



Building F-300.1 Classroom

Casa Blanca Neighborhood School

Measure O New School

Project Description

The proposed sites approximately 9.8 acres located on Lincoln Street. The school will service approximately 750 TK-6 students in the Casa Blanca neighborhood. The new school will include ancillary/support buildings, outdoor learning/shared spaces, TK/K classrooms and play areas, 1st- 3rd grade classrooms and play area, 4th-6th grade classrooms and play areas, staff/visitor parking, and bus/parent drop off areas.

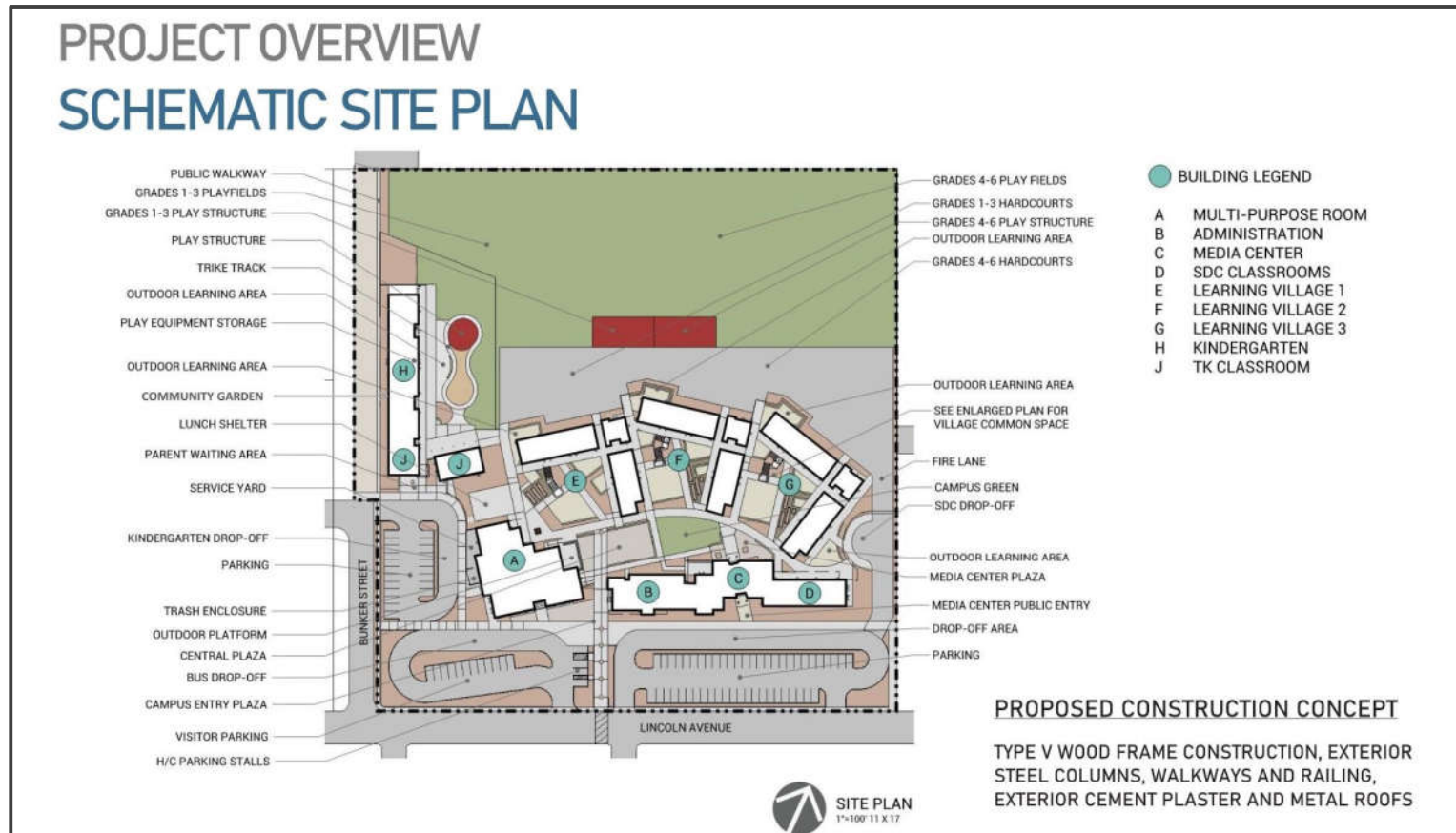
Group:	New School
Architect:	GO Architects
Construction:	To be Determined
Project Budget:	\$83.6 Million

Project Status

- ✓ The project was approved by the Division of State Architect (DSA) on 5-19-23.
- ✓ Project was bid on 8/17/2023, Board approved on 9/14/2023.
- ✓ Estimated construction start in the Fall of 2023.
- ✓ The next Vision Design Committee (VDC) meeting will be held in October/November 2023.

Casa Blanca Neighborhood School

Project Site Plan



Casa Blanca Neighborhood School

Conceptual Site Plan



Casa Blanca Neighborhood School

Project Renderings



Classroom Wing



Classroom Wing



Lunch Shelter



School Main Entry

Eastside Neighborhood School

Measure O New School

Project Description

The District is exploring various properties within the Eastside neighborhood for a future elementary school. Selection of Option 2: B Lots, C Lots, and Vacation of Park and 13th Street.

Group:	New School
Architect:	PBK Architects
DSA Submittal:	To be Determined
Bidding & Award:	To be Determined
Project Budget:	\$62 Million

Project Status

- ✓ Working on fencing around properties next to site.
- ✓ The final Environmental Impact Report, Option #2 was adopted by the Board of Education on 9/14/2023.
- ✓ Schematic Design scheduled to begin in the Fall 2023.
- ✓ Vision Design Committee (VDC) will be formed accordingly.
- ✓ Conversation with City of Riverside will be explored.

Eastside Neighborhood School

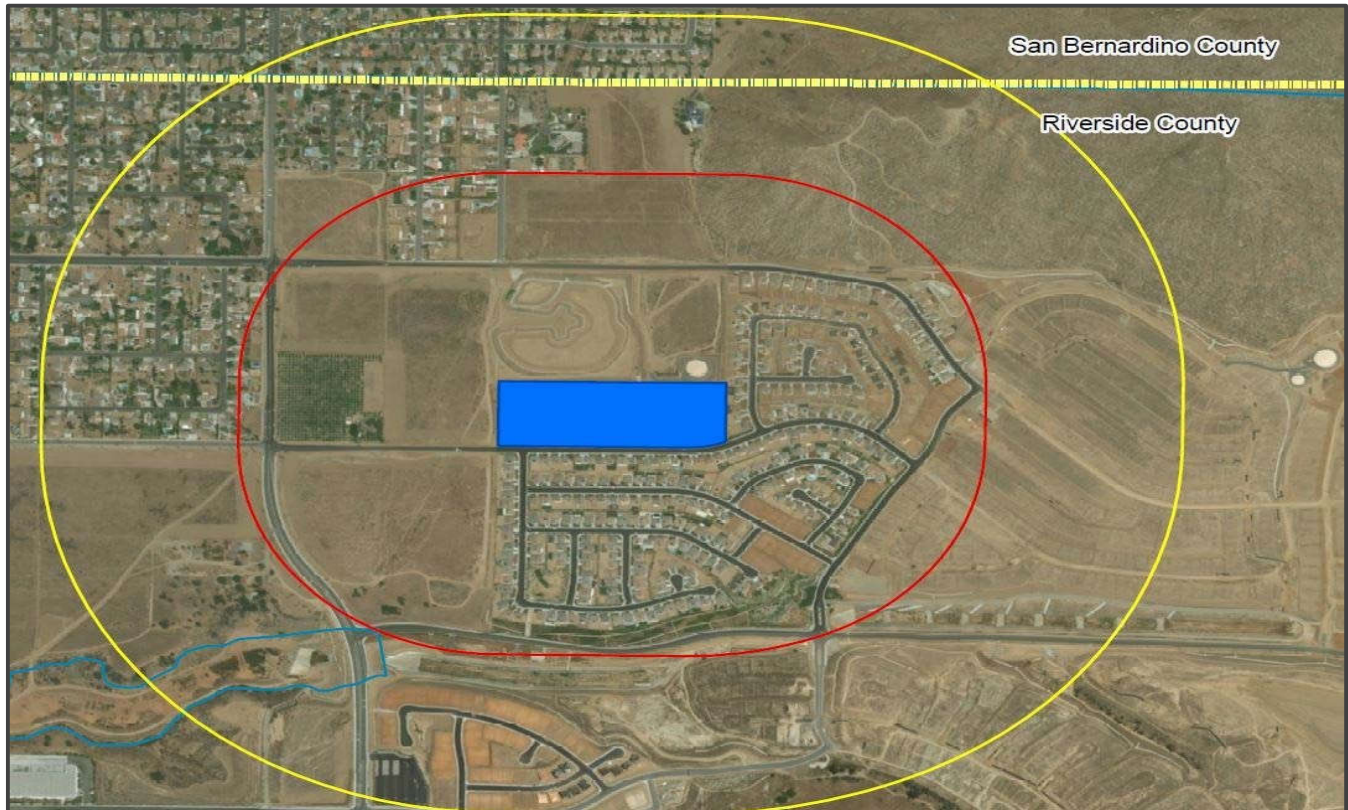
Option 2 – B Lots, + C Lots, Vacation of Park Avenue & 13th Street, Lincoln Park Join Use
Conceptual Site Plan



Please note: Joint Use Agreement with the City must be negotiated and approved. Option 2 provides opportunities for schematic design and explore areas affected.

Highgrove II Neighborhood School

Measure O New School



Project Description

The site is 13 acres and is located in Spring Mt. Ranch development area. The location of the site is in the northwestern corner of the Silverspot Road and Spring Street intersection.

Group:	New School
Architect:	Ruhnau Clarke Architects
DSA Submittal:	To Be Determined
Bidding & Award:	To Be Determined
Project Budget:	\$1 Million Plus Total Encumbrances to Date

Project Status


- ✓ Preparing schematic designs, and use of spaces.
- ✓ Architect Team is working to finalize discussions on design functionality with lead Departments to confirm operations and use of spaces.

Highgrove II Neighborhood School

Measure O New School



Highly Voted Visioning Images



STEM Education Center

Measure O New School

Project Description

A state of the art public STEM Education Center on the premises of a world class public research university, University of California, Riverside (UCR). This project is currently in the early stages of the CEQA process. The proposed high school will accommodate 800 students at any given time and will focus on computer science, environmental/ agricultural science, biomedical/allied health, and engineering & advanced manufacturing.

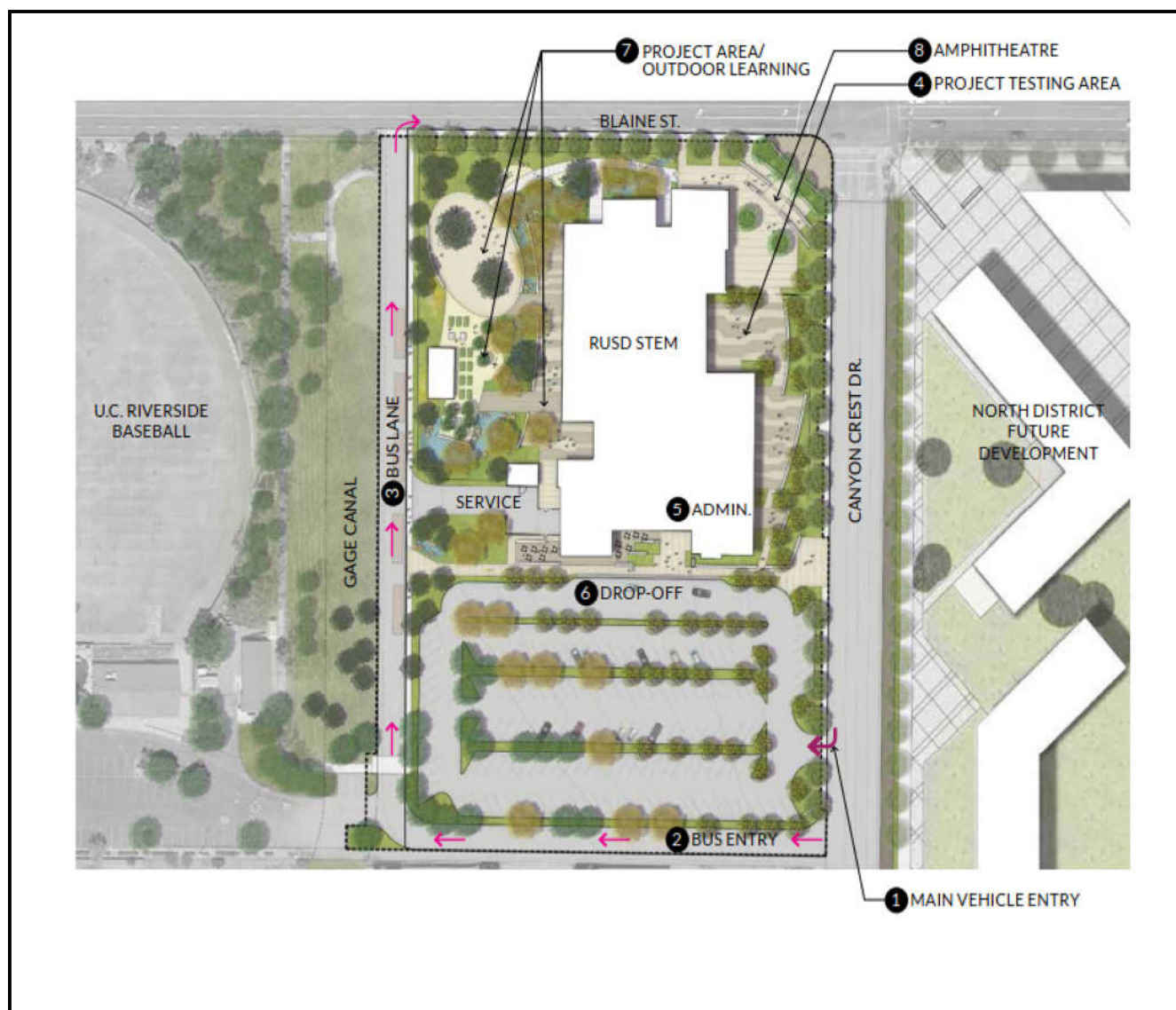
Group:	New School
Architect:	Ruhnau Clarke Architects
DSA Submittal:	Pending
Project Budget:	\$1 Million Plus Total Encumbrances to Date

Project Status

- ✓ Staff continues to review draft environmental impact report.
- ✓ Estimated DEIR public review begins December 2023.
- ✓ Estimated RUSD board approval to be determined.

STEM Education Center

Aerial Site Plan



Potential State Grants for Groups A, B & C Projects

The Riverside Unified School District has been making every effort to augment its Measure O General Obligation Bonds with State eligible grants. To date, the District has received over **\$25.1 million** in modernization and new construction grants from the State. However, the receipt of potential future State grants is predicated on: 1) the Governor agreeing to issue State School Bonds, 2) the District meeting the State's eligibility requirements, and 3) the State funding levels remaining at current levels.

No.	School Project Name	OPSC Application Number	OPSC Eligible Grant Amount *	OPSC Grants Received to Date	OPSC Potential Grants Pending
1	Andrew Jackson Elementary New Construction	50/67215-00-037	\$3,357,437.00	\$0.00	\$3,357,437.00
2	Castle View Elementary - Portables	50/67215-00-028	341,891.00	341,891.00	0.00
3	Emerson Elementary - 2 Portable Replacement	50/67215-00-030	279,202.00	279,202.00	0.00
4	Fremont Elementary Modernization	57/67215-00-043	2,145,092.00	0.00	2,145,092.00
5	Fremont Elementary New Construction	50/67215-00-043	3,768,997.00	0.00	3,768,997.00
6	Harrison Elementary Modernization	57/67215-00-037	1,748,156.00	1,748,156.00	0.00
7	Harrison Elementary School - Modernization	50/67215-00-031	2,218,572.00	2,218,572.00	0.00
8	Henry W. Longfellow Elementary Modernization	57/67215-00-047	1,356,938.00	0.00	1,356,938.00
9	Highgrove Elementary Modernization	57/67215-00-036	2,218,515.00	2,218,515.00	0.00
10	Highgrove Elementary New Construction	50/67215-00-033	6,153,752.00	6,153,752.00	0.00
11	Jefferson Elementary Modernization	50/67215-00-032	2,935,279.00	2,935,279.00	0.00
12	Jefferson ES - Portables	50/67215-00-027	341,891.00	341,891.00	0.00
13	John Adams Elementary Modernization	57/67215-00-044	1,161,482.00	0.00	1,161,482.00
14	John Adams Elementary New Construction	50/67215-00-036	2,931,130.00	0.00	2,931,130.00
15	Kennedy ES - 2 Portable Replacement	50/67215-00-029	167,521.00	167,521.00	0.00
16	Louisa May Alcott Elementary Modernization	57/67215-00-046	1,049,730.00	0.00	1,049,730.00
17	Madison Elementary Modernization	57/67215-00-040	1,249,565.00	1,249,565.00	0.00
18	Madison Elementary New Construction	50-67215-00-034	3,814,130.00	3,814,130.00	0.00
19	Magnolia Elementary Modernization	57/67215-00-042	679,394.00	0.00	679,394.00
20	Magnolia Elementary New Construction	50/67215-00-035	3,947,211.00	0.00	3,947,211.00
21	MLK HS - Wrestling	50/67215-00-039	514,585.00	0.00	514,585.00
22	North High School Modernization	57/67215-00-052	8,495,936.00	0.00	8,495,936.00
23	Poly HS Chiller Modernization	57/67215-00-035	3,216,514.00	3,216,514.00	0.00
24	Riverside STEAM Academy	50/67215-00-026	497,281.00	497,281.00	0.00
25	Sierra Middle Modernization	57/67215-00-050	5,044,613.00	0.00	5,044,613.00
26	University Middle Modernization	57/67215-00-045	418,281.00	0.00	418,281.00
27	University Middle New Construction	50/67215-00-038	2,699,011.00	0.00	2,699,011.00
COMBINED CURRENT & POTENTIAL FUTURE STATE GRANTS:			\$62,752,106.00	\$25,182,269.00	\$37,569,837.00

* Information is provided by the District's State consultant

School Funding Program Glossary of Acronyms

General Obligation Bonds (G.O. Bonds) – Fund 21: Measure O is a voter approved bond measure within the boundaries of the District. It represents a maximum tax of \$60 per \$100,000 of assessed property value.

Community Facilities District Bonds (CFDs): The Mello-Roos Community Facilities Act provides an alternative method for public agencies to fund facilities. The Community Facilities District ("CFD") is a financing entity through which a local government is authorized to levy special property taxes to pay debt service on bonds or to pay for the direct construction of facilities. CFD revenue is restricted to the funding of additional capacity (e.g. New Construction).

Developer Fees – Fund 25: School districts have the ability to impose impact fees from new residential development and commercial/industrial development for the construction or reconstruction of school facilities. Developer fees are collected at the time a building permit is issued and are restricted to the funding of additional capacity (e.g. New Construction).

Redevelopment Agency Revenue (RDA – Fund 06): California redevelopment law allows school districts to share property tax increment income via pass-through agreements with local redevelopment agencies. State law eliminated redevelopment agencies as of February 1, 2012; however, local educational agency's pass-through entitlements remain. Redevelopment revenue is received annually and can be used to fund modernization and/or new construction projects.

State School Facility Program Grants (SFP) - Fund 35: The SFP provides grants for school districts to acquire school sites, construct new school facilities, or modernize existing school facilities. The two major funding types available are "new construction" and "modernization". The new construction grant provides funding on a 50/50 State and local match basis. The modernization grant provides funding on a 60/40 basis.

California Clean Energy Jobs Act (Proposition 39): Prop. 39 is an energy efficiency grant program that provides funding for eligible repairs to heating, ventilation, and air-conditioning (HVAC) systems; new chillers, boilers and furnaces; new lighting and lighting control systems; Installation of energy-efficient windows, programmable thermostats, and thermal window shades; and on-site clean energy generation, such as solar photovoltaic.

Measure O Cumulative Project Expenditures

From
Inception to August 25, 2023



MEASURE O PROJECT COMMITMENTS AND EXPENDITURES

No.	DISTRICT PROJECT NAME	ESTIMATED PROJECT BUDGET *	MEASURE O CUMULATIVE COMMITMENTS	MEASURE O EXPENDITURES UP TO 5/15/2023 ¹	EXPENDITURES FROM 5/16/2023 TO 8/25/2023 ²	MEASURE O CUMULATIVE EXPENDITURES	REMAINING MEASURE O COMMITMENTS	CURRENT PROJECT PHASE
A		B	C	D	E	F (D + E)	D (C + F)	

GROUP A PROJECTS

1	Harrison Elementary School	\$11,135,012.68	\$7,932,745.96	(\$7,932,745.96)	\$0.00	(\$7,932,745.96)	\$0.00	Completed/April 2021
2	Highgrove Elementary School	23,755,446.73	18,509,827.68	(18,509,827.68)	0.00	(18,509,827.68)	0.00	Completed/August 2020
3	Jefferson Elementary School	17,981,189.58	16,537,721.24	(16,537,721.24)	0.00	(16,537,721.24)	0.00	Completed/April 2021
4	Madison Elementary School	17,489,876.95	17,484,454.98	(17,484,454.98)	0.00	(17,484,454.98)	0.00	Completed/June 2021
5	Sierra Middle School	<u>8,733,530.13</u>	<u>8,733,530.13</u>	<u>(8,733,530.13)</u>	0.00	<u>(8,733,530.13)</u>	<u>0.00</u>	Completed/November 2019
GROUP A PROJECT TOTALS:		\$79,095,056.07	\$69,198,279.99	(\$69,198,279.99)	\$0.00	(\$69,198,279.99)	\$0.00	

GROUP B PROJECTS

6	Alcott Elementary School	\$21,588,163.23	\$16,303,786.13	(\$14,994,559.86)	(\$679,278.05)	(\$15,673,837.91)	\$629,948.22	Completed/August 2022
7	Jackson Elementary School	22,118,129.82	19,527,909.47	(19,453,992.52)	(28,910.85)	(19,482,903.37)	45,006.10	Completed/March 2022
8	Monroe Elementary School	23,006,853.42	21,482,808.36	(19,588,018.57)	(1,337,502.50)	(20,925,521.07)	557,287.29	Completed/March 2023
9	Sunshine Early Childhood Center	10,385,599.01	5,101,603.94	(5,098,027.47)	35,667.45	(5,062,360.02)	39,243.92	Completed/December 2021
10	Riverside Polytech High School	<u>24,556,508.32</u>	<u>23,390,628.33</u>	<u>(23,381,715.22)</u>	<u>0.00</u>	<u>(23,381,715.22)</u>	<u>8,913.11</u>	Completed/May 2022
GROUP B PROJECT TOTALS:		\$101,655,253.80	\$85,806,736.23	(\$82,516,313.64)	(\$2,010,023.95)	(\$84,526,337.59)	\$1,280,398.64	

GROUP C PROJECTS

11	Adams Elementary School	\$11,147,907.39	\$10,700,795.63	(\$10,700,795.63)	\$0.00	(\$10,700,795.63)	\$0.00	Completed/November 2021
12	Fremont Elementary School	18,672,952.00	15,340,196.54	(13,956,485.10)	(530,026.66)	(14,486,511.76)	853,684.78	Completed/September 2022
13	Longfellow Elementary School	24,295,610.00	17,866,359.36	(10,983,567.25)	(2,710,701.60)	(13,694,268.85)	4,172,090.51	Construction
14	Magnolia Elementary School	10,284,790.19	10,279,983.31	(10,279,983.31)	0.00	(10,279,983.31)	0.00	Completed/November 2021
15	University Middle School	15,500,000.00	6,785,681.40	(3,993,757.67)	(986,167.58)	(4,979,925.25)	1,805,756.15	Construction
16	Arlington High School	<u>26,608,066.33</u>	<u>26,411,533.95</u>	<u>(26,237,840.79)</u>	<u>(6,407.56)</u>	<u>(26,244,248.35)</u>	<u>167,285.60</u>	Completed/May 2022
GROUP C PROJECT TOTALS:		\$106,509,325.91	\$87,384,550.19	(\$76,152,429.75)	(\$4,233,303.40)	(\$80,385,733.15)	\$6,998,817.04	

* Reflects the entire estimated budget for the project. Some projects may be multi-funded from various District Capital Facility Funding Sources.

¹ Expenditures reflected in last CBOC Report dated June 14, 2023. Financial period ended on May 15, 2023.

² Expenditures related to Measure O from last report to August 25, 2023, the date of financial data for the September 20, 2023 CBOC Report. Amounts not in parenthesis for Sunshine reflects credits to Measure O funds from other funds as District Contribution.

MEASURE O PROJECT COMMITMENTS AND EXPENDITURES

No.	DISTRICT PROJECT NAME	ESTIMATED PROJECT BUDGET *	MEASURE O CUMULATIVE COMMITMENTS	MEASURE O EXPENDITURES UP TO 5/15/2023 ¹	EXPENDITURES FROM 5/16/2023 TO 8/25/2023 ²	MEASURE O CUMULATIVE EXPENDITURES	REMAINING MEASURE O COMMITMENTS	CURRENT PROJECT PHASE
A	B	C	D	E	F (D + E)	D (C + F)		

Groups D, E, F, & H and Expanded Projects

17	Bryant Elementary School	\$161.01	\$161.01	(\$161.01)	\$0.00	(\$161.01)	\$0.00	Dormant
18	Highgrove II Neighborhood School	5,275,416.32	4,360,974.14	(4,145,349.14)	0.00	(4,145,349.14)	215,625.00	Planning
19	Franklin Elementary School	47,103.04	47,103.04	(47,103.04)	0.00	(47,103.04)	0.00	Dormant
20	King High School	891,610.79	891,610.79	(891,610.79)	0.00	(891,610.79)	0.00	Dormant
21	Mt. View Elementary School	13,302.50	13,302.50	(13,302.50)	0.00	(13,302.50)	0.00	Dormant
22	North High School	61,500,000.00	3,172,871.27	(2,257,435.80)	(47,905.21)	(2,305,341.01)	867,530.26	Planning
23	Pachappa Elementary School	11,450.00	11,450.00	(11,450.00)	0.00	(11,450.00)	0.00	Dormant
24	Taft Elementary School	31,893.06	31,893.06	(31,893.06)	0.00	(31,893.06)	0.00	Dormant
25	Washington Elementary School	23,939.85	23,939.85	(23,939.85)	0.00	(23,939.85)	0.00	Dormant
26	Woodcrest Elementary School	20,170.63	20,170.63	(20,170.63)	0.00	(20,170.63)	0.00	Dormant
27	Earhart Middle School	12,350.00	12,350.00	(12,350.00)	0.00	(12,350.00)	0.00	Dormant
28	Ramona High School	21,250.00	21,250.00	(21,250.00)	0.00	(21,250.00)	0.00	Dormant
29	STEM Education Center	2,854,558.78	1,837,786.52	(1,144,924.61)	(50,146.06)	(1,195,070.67)	642,715.85	Planning
30	Casa Blanca Neighborhood School ³	61,638,411.81	10,435,835.79	(8,968,697.55)	(6,631.60)	(8,975,329.15)	1,460,506.64	Planning
31	Eastside Neighborhood School ³	66,965,194.59	3,390,078.07	(3,115,625.50)	(1,554.35)	(3,117,179.85)	272,898.22	Planning
32	STEM Academy	9,952.47	9,952.47	(9,952.47)	0.00	(9,952.47)	0.00	Dormant
33	Facilities Projects (Program Costs)	<u>3,596,004.07</u>	<u>3,698,877.82</u>	<u>(3,593,504.07)</u>	<u>(62,500.00)</u>	<u>(3,656,004.07)</u>	<u>42,873.75</u>	Planning
	GROUPS D, E, F, & H & EXPANDED:	\$202,912,768.92	\$27,979,606.96	(\$24,308,720.02)	(\$168,737.22)	(\$24,477,457.24)	\$3,502,149.72	

MEASURE O PROJECT TOTALS:	<u>\$490,172,404.70</u>	<u>\$270,369,173.37</u>	<u>(\$252,175,743.40)</u>	<u>(\$6,412,064.57)</u>	<u>(\$258,587,807.97)</u>	<u>\$11,781,365.40</u>
---------------------------	-------------------------	-------------------------	---------------------------	-------------------------	---------------------------	------------------------

* Reflects the entire estimated budget for the project. Some projects may be multi-funded from various District Capital Facility Funding Sources.

¹ Expenditures reflected in last CBOC Report dated June 14, 2023. Financial period ended on May 15, 2023.E29

² Expenditures related to Measure O from last report to August 25, 2023, the date of financial data for the September 20, 2023 CBOC Report.

³ The above budgets reflect estimated construction costs including site acquisition costs.

Measure O Detailed Expenditure Backup

from *Keystone Solutions*
May 16, 2023 to August 25, 2023



Measure O GROUP A
Expenditure Backup
(No Expenditures Remain)



Measure O GROUP B Expenditure Backup



MEASURE O - GROUP B Expenditure Backup from 5/16/2023 to 8/25/2023

Project: 104-9772 - Alcott Elementary School - New Construction		
Vendor	Expenditure	Description
DLR Group, Inc.	(\$17,663.46)	Architect Fees
Tilden-Coil Constructors	(\$155,437.24)	Construction Management
Project Total:	(\$173,100.70)	104-9772 - Alcott Elementary School - New Construction
Project: 104-9776 - Alcott Elementary School - Modernization		
Vendor	Expenditure	Description
Amtek Construction	(\$105,915.95)	Construction Costs - Electrical
Cardinal Environmental Consultants, Inc.	\$0.00	Construction Costs - Hazmat
DLR Group, Inc.	(\$89,341.43)	Architect Fees
Empyrean Plumbing, Inc.	\$0.00	Construction Costs - Plumbing
Gafcon, Inc.	(\$1,603.25)	Labor Compliance
Hamel Contracting, Inc.	\$0.00	Construction Costs - General Contractor
Imperial Sprinkler Supply	\$0.00	Construction Costs - Irrigation
Inland Building Construction Companies, Inc.	(\$308,314.72)	Construction Costs - General Construction
Keenan Associates	(\$1,002.00)	Insurance
R M A Group	\$0.00	Lab of Record
Riverside, City Of	\$0.00	Permits & Fees
Silver Creek Industries, Inc.	\$0.00	Construction Costs - Modular Structure
Southcoast Acoustical Interiors, Inc.	\$0.00	Construction Costs - Ceilings
Southland Inspections, Inc.	\$0.00	Inspector of Record
Tao Rossini, A Professional Corporation	\$0.00	Legal Consulting Services
Warner Water Works	\$0.00	Construction Costs - Water Drainage Management
Project Total:	(\$506,177.35)	104-9776 - Alcott Elementary School - Modernization
Project: 128-9776 - Jackson Elementary School - Modernization		
Vendor	Expenditure	Description
Amtech Elevators	\$0.00	Construction Contractor
Bastion Security Inc	\$0.00	Construction Costs - Cameras
Erickson-Hall Construction Co.	\$0.00	Construction Management
Gafcon, Inc.	\$0.00	Labor Compliance
Inland Building Construction Companies, Inc.	(\$30,364.85)	Construction Costs - General Construction
R M A Group	\$0.00	Lab of Record
SWPPP CAL	\$750.00	Other Construction Costs/Stormwater Management

MEASURE O - GROUP B Expenditure Backup from 5/16/2023 to 8/25/2023

Project: 128-9776 - Jackson Elementary School - Modernization		
Vendor	Expenditure	Description
State Water Resources Control Board	\$704.00	Other Planning Costs/Storm Water Management
Tao Rossini, A Professional Corporation	\$0.00	Legal Consulting Services
WLC Architects, Inc (Wolff)	\$0.00	Architect Fees
Project Total:	(\$28,910.85)	128-9776 - Jackson Elementary School - Modernization

Project: 142-9776 - Monroe Elementary School - Modernization		
Vendor	Expenditure	Description
Amtek Construction	(\$389,832.27)	Construction Costs - Electrical
B Safe Playground Inspection Services Inc	\$0.00	Inspection Services
Beltmann Relocation Group	\$0.00	Moving and Storage
Bravo Construction Services, Inc.	(\$14,389.52)	Construction Costs - Concrete
Canyon Steel Fabricators, Inc.	(\$52,517.02)	Construction Costs - Structural Steel
Cardinal Environmental Consultants, Inc.	\$0.00	Construction Costs - Hazmat
Crew, Inc.	(\$88,544.54)	Construction Costs - Earthworks/Site Clearing
Erickson-Hall Construction Co.	(\$20,500.00)	Construction Management
Farnsworth Group, Inc.	\$0.00	Construction Costs - Engineering
Fischer Inc.	(\$107,124.00)	Construction Costs - Plumbing
Gafcon, Inc.	(\$1,916.00)	Labor Compliance
HMC Architects	\$0.00	Architect Fees
Hamel Contracting, Inc.	(\$351,975.15)	Construction Costs - General Contractor
Infinity Structures, Inc.	(\$41,645.75)	Construction Costs - Rough Carpentry
KI, Pallas Textiles, OEI	\$0.00	Furniture and Equipment
Leighton Consulting, Inc	\$0.00	Geotechnical Inspection
Letner Roofing Co.	(\$67,845.96)	Construction Costs - Roofing
McKernan Inc.	(\$31,267.61)	Construction Costs - Doors/Glazing
N E P Painting Contractor's, Inc.	(\$10,896.55)	Construction Costs - Painting
Nuway, Inc.	(\$20,199.93)	Construction Contractor - Concrete
Progressive Surface Solutions, LLC	(\$31,300.58)	Construction Contractor - Floor Coverings
Simco Mechanical, Inc.	(\$96,155.37)	Construction Costs - HVAC
Stolo Cabinets, Inc.	(\$11,392.25)	Construction Costs - Casework
Tao Rossini, A Professional Corporation	\$0.00	Legal Consulting Services
Project Total:	(\$1,337,502.50)	142-9776 - Monroe Elementary School - Modernization

MEASURE O - GROUP B Expenditure Backup from 5/16/2023 to 8/25/2023

Project: 340-9772 - Poly High School Gym - New Construction		
Vendor	Expenditure	Description
Gafcon, Inc.	\$0.00	Labor Compliance
Geocon West, Inc.	\$0.00	Geotechnical Costs
Grainger	\$0.00	Equipment Supplier
Pa Thompson Engineering Company Inc.	\$0.00	Engineering Costs
Project Total:	\$0.00	340-9772 - Poly High School Gym - New Construction
Project: 340-9772-1 - Poly High School Gym - New Construction (NEW GYM)		
Vendor	Expenditure	Description
Gafcon, Inc.	\$0.00	Labor Compliance
Geocon West, Inc.	\$0.00	Geotechnical Costs
Project Total:	\$0.00	340-9772-1 - Poly High School Gym - New Construction (NEW GYM)
Project: 340-9776 - Poly High School Gym - QUAD Modernization		
Vendor	Expenditure	Description
Gafcon, Inc.	\$0.00	Labor Compliance
Technet Partners Inc.	\$0.00	Technology/Network
Project Total:	\$0.00	340-9776 - Poly High School Gym - QUAD Modernization
Project: 460-9776 - Sunshine Early Childhood Center - Modernization		
Vendor	Expenditure	Description
Empyrean Plumbing, Inc.	\$35,667.45	Construction Costs - Plumbing
Gafcon, Inc.	\$0.00	Labor Compliance
Go Architects, Inc.	\$0.00	Architects Fees
Inland Inspections & Consulting	\$0.00	Inspector of Record
Project Total:	\$35,667.45	460-9776 - Sunshine Early Childhood Center - Modernization
Grand Total:	(\$2,010,023.95)	Riverside Unified School District

Measure O GROUP C Expenditure Backup



MEASURE O - GROUP C Expenditure Backup from 5/16/2023 to 8/25/2023

Project: 114-9772 - Fremont Elementary School - New Construction		
Vendor	Expenditure	Description
CDW-Government Inc.	(\$25,969.50)	Construction Costs - Projectors
Ruhnau Clarke Architects	(\$22,118.60)	Architect Fees
Project Total:	(\$48,088.10)	114-9772 - Fremont Elementary School - New Construction
Project: 114-9776 - Fremont Elementary School - Modernization		
Vendor	Expenditure	Description
AWI Builders, Inc	(\$2,118.63)	Construction Costs - Structural Steel
B Safe Playground Inspection Services Inc	\$0.00	Inspection Services
Bastion Security Inc	\$0.00	Construction Costs - Cameras
Bogh Engineering Inc.	(\$40,356.50)	Construction Costs - Concrete
CLM Professional Services, Inc.	\$0.00	Construction Costs - SWPPP & Compliance
Cardinal Environmental Consultants, Inc.	\$0.00	Construction Costs - Hazmat
Caston, Inc.	(\$41,963.35)	Construction Costs - Plaster
F.E.C. Electric	(\$59,823.84)	Construction Costs - Electric
Gafcon, Inc.	(\$2,349.00)	Labor Compliance
Glore & Associates, Inc.	\$0.00	Construction Costs - Doors
Golden West Moving Systems, Inc.	\$0.00	Moving Costs
JPI Development Group, Inc.	(\$45,478.86)	Construction Costs - Plumbing
Keenan Associates	\$0.00	Insurance
Marina Landscape, Inc.	(\$41,341.87)	Construction Costs - Landscaping
Nexus IS, Inc.	\$0.00	Furniture & Equipment
PGC Construction, Inc.	(\$21,914.38)	Construction Costs - General Construction
Perfection Painting Corp	\$0.00	IDENTIFY
Prospectra Contract Flooring	\$0.00	Flooring Costs
Ruhnau Clarke Architects	(\$8,420.16)	Architect Fees
Sandy Pringle Associates, Inc.	\$0.00	Inspector of Record
Southcoast Acoustical Interiors, Inc	\$0.00	Construction Costs - Ceilings
Southern California News Group	(\$2,721.20)	Advertising
Spec Construction Co., Inc.	(\$180,356.71)	Construction Costs - Hardscape
T3 Contractors Corp.	(\$17,854.77)	Construction Costs - Demolition
TGR Geotechnical, Inc.	\$0.00	Lab of Record
Tao Rossini, A Professional Corporation	\$0.00	Legal Consulting Services

MEASURE O - GROUP C Expenditure Backup from 5/16/2023 to 8/25/2023

Project: 114-9776 - Fremont Elementary School - Modernization		
Vendor	Expenditure	Description
Technet Partners Inc.	\$0.00	Technology/Network
Tomahawk Builders, Inc.	(\$17,239.29)	Construction Costs - Framing
Project Total:	(\$481,938.56)	114-9776 - Fremont Elementary School - Modernization
Project: 136-9772 - Longfellow Elementary School - New Construction		
Vendor	Expenditure	Description
DLR Group, Inc.	(\$113,014.16)	Architect Fees
Overland, Pacific & Cutler LLC	\$0.00	Property Management Services
Project Total:	(\$113,014.16)	136-9772 - Longfellow Elementary School - New Construction
Project: 136-9776 - Longfellow Elementary School - Modernization		
Vendor	Expenditure	Description
ADI	(\$22,358.65)	Construction Costs - Cameras
Bentley Mills Inc.	\$0.00	Construction Costs - Carpeting
Bogh Engineering Inc.	(\$159,059.42)	Construction Costs - Concrete
Burgess Moving And Storage Company	(\$6,811.78)	Moving Costs
CLM Professional Services, Inc.	(\$800.00)	Construction Costs - SWPPP & Compliance
Cardinal Environmental Consultants, Inc.	(\$4,534.00)	Construction Costs - Hazmat
Cordoba Corporation	\$0.00	Project Management
County Of Riverside	(\$938.82)	Permits & Fees
DLR Group, Inc.	(\$78,891.20)	Architect Fees
Empyrean Plumbing, Inc.	(\$23,292.37)	Construction Costs - Plumbing
F.E.C. Electric	(\$288,895.59)	Construction Costs - Electric
First Construction Services, Inc.	(\$47,376.00)	Inspector of Record
Gafcon, Inc.	(\$7,909.00)	Labor Compliance
Inland Empire Landscape, Inc.	(\$6,250.00)	Construction Costs - Landscaping
Integrated Demolition and Remediation Inc.	(\$99,341.94)	Construction Contractor
K & Z Cabinet Co., Inc.	(\$54,089.19)	Construction Costs - Casework
KI, Pallas Textiles, OEI	(\$90,087.27)	Furniture and Equipment
Letner Roofing Co.	(\$3,296.31)	Construction Costs - Roofing
Marina Landscape, Inc.	(\$28,836.95)	Construction Costs - Landscaping
McKernan Inc.	(\$8,627.70)	Construction Costs - Doors/Glazing
Miracle Recreation Equipment	(\$67,808.48)	Furniture & Equipment

MEASURE O - GROUP C Expenditure Backup from 5/16/2023 to 8/25/2023

Project: 136-9776 - Longfellow Elementary School - Modernization		
Vendor	Expenditure	Description
Neff Construction, Inc.	(\$238,356.73)	Construction Management
Painting And Decor, Inc.	(\$79,703.23)	Construction Costs - Painting
Pro-Craft Construction, Inc.	\$0.00	Permanent Construction Costs
Progressive Surface Solutions, LLC	\$0.00	Construction Contractor - Floor Coverings
Reece	\$0.00	IDENTIFY
Rite-Way Roof Corporation	(\$143,215.47)	Construction Costs - Roofing
Riverside, City Of	(\$1,142.40)	Permits & Fees
Security Defense, Inc.	\$0.00	Security Costs
Silver Creek Industries, Inc.	(\$1,110,205.54)	Construction Costs - Modular Structure
Southwest Site Services	\$0.00	Fencing Costs
TGR Geotechnical, Inc.	(\$25,859.40)	Lab of Record
Tao Rossini, A Professional Corporation	\$0.00	Legal Consulting Services
Project Total:	(\$2,597,687.44)	136-9776 - Longfellow Elementary School - Modernization
Project: 260-9772 - University Middle School - New Construction		
Vendor	Expenditure	Description
Beltmann Relocation Group	(\$14,450.68)	Moving and Storage
Project Total:	(\$14,450.68)	260-9772 - University Middle School - New Construction
Project: 260-9776 - University Middle School - Modernization		
Vendor	Expenditure	Description
CORE Contracting, Inc.	(\$250,229.75)	General Contractor
Cardinal Environmental Consultants, Inc.	\$0.00	Construction Costs - Hazmat
Crew, Inc.	(\$182,500.00)	Construction Costs - Earthworks/Site Clearing
D&M Painting, Inc.	(\$45,676.35)	Construction Costs - Painting
Empyrean Plumbing, Inc.	(\$11,239.00)	Construction Costs - Plumbing
Erickson-Hall Construction Co.	(\$238,037.00)	Construction Management
Gafcon, Inc.	(\$5,820.50)	Labor Compliance
Go Architects, Inc.	(\$52,945.70)	Architects Fees
Inland Building Construction Companies, Inc.	\$0.00	Construction Costs - General Construction
KCB Towers, Inc.	(\$9,156.00)	Construction Costs - Fire Alarms
KI, Pallas Textiles, OEI	\$0.00	Furniture and Equipment
Koury Engineering & Testing, Inc.	(\$10,280.00)	Construction Costs - Engineering

MEASURE O - GROUP C Expenditure Backup from 5/16/2023 to 8/25/2023

Project: 260-9776 - University Middle School - Modernization		
Vendor	Expenditure	Description
Marina Landscape, Inc.	(\$18,157.60)	Construction Costs - Landscaping
SWPPP CAL	(\$5,675.00)	Other Construction Costs/Stormwater Management
Southland Inspections, Inc.	(\$142,000.00)	Inspector of Record
Technet Partners Inc.	\$0.00	Technology/Network
Project Total:	(\$971,716.90)	260-9776 - University Middle School - Modernization
Project: 310-9772 - Arlington High School - New Construction		
Vendor	Expenditure	Description
Daktronics	\$0.00	Construction Costs - Scoreboard
Ruhnau Clarke Architects	\$0.00	Architect Fees
Project Total:	\$0.00	310-9772 - Arlington High School - New Construction
Project: 310-9776 - Arlington High School - Modernization		
Vendor	Expenditure	Description
Apple Valley Communications, Inc.	\$0.00	Construction Costs
California Commercial Pools, Inc.	\$0.00	Construction Costs - Pool Contractor
California Department Of Ed	(\$5,377.56)	Plan Check Fees
Construction Electric Inc	\$0.00	Construction Costs - Electrical
First Construction Services, Inc.	\$0.00	Inspector of Record
Fusion Sign And Design, Inc.	(\$255.00)	Construction Costs - Signage
Herk Edwards Inc.	\$0.00	Construction Costs - Flooring
New Star Construction Services, Inc.	\$0.00	Construction Contractor - Casework
Ruhnau Clarke Architects	(\$775.00)	Architect Fees
Technet Partners Inc.	\$0.00	Technology/Network
Project Total:	(\$6,407.56)	310-9776 - Arlington High School - Modernization
Grand Total:	(\$4,233,303.40)	Riverside Unified School District

**Measure O ALL OTHER
Project Groups
Expenditure Backup**



MEASURE O - GROUPS D, E, F, H & NEW SCHOOL Projects Expenditure Backup From 5/16/2023 to 8/25/2023

Project: 105-9772 - Highgrove II Neighborhood School - New Construction		
Vendor	Expenditure	Description
Ruhnau Clarke Architects	\$0.00	Architect Fees
Project Total:	\$0.00	105-9772 - Highgrove II Neighborhood School - New Construction
Project: 330-9772 - North High School - New Construction		
Vendor	Expenditure	Description
Dept.Of Toxic Substances Control	(\$1,830.97)	Environmental Costs
Gafcon, Inc.	\$0.00	Labor Compliance
Go Architects, Inc.	\$0.00	Architects Fees
Leighton Consulting, Inc	\$0.00	Geotechnical Inspection
MTN Engineering	\$0.00	Construction
Placeworks	(\$9,455.05)	Environmental/CEQA
SWPPP CAL	\$0.00	Other Construction Costs/Stormwater Management
Southern California News Group	(\$611.00)	Advertising
Southland Inspections, Inc.	\$0.00	Inspector of Record
Project Total:	(\$11,897.02)	330-9772 - North High School - New Construction
Project: 330-9776 - North High School - Modernization		
Vendor	Expenditure	Description
Go Architects, Inc.	(\$20,008.19)	Architects Fees
Placeworks	\$0.00	Environmental/CEQA
State Water Resources Control Board	\$0.00	Other Planning Costs/Storm Water Management
TGR Geotechnical, Inc.	\$0.00	Lab of Record
Tilden-Coil Constructors	(\$16,000.00)	Construction Management
Project Total:	(\$36,008.19)	330-9776 - North High School - Modernization
Project: 360-9772 - STEM Education Center		
Vendor	Expenditure	Description
Placeworks	(\$1,468.80)	Environmental/CEQA
Ruhnau Clarke Architects	\$0.00	Architect Fees
Tao Rossini, A Professional Corporation	(\$3,191.25)	Legal Consulting Services
UCR Regents	(\$45,486.01)	Environmental/GEQA
Project Total:	(\$50,146.06)	360-9772 - STEM Education Center

MEASURE O - GROUPS D, E, F, H & NEW SCHOOL Projects Expenditure Backup From 5/16/2023 to 8/25/2023

Project: 612-0000 - Facilities Projects - Undistributed		
Vendor	Expenditure	Description
BLX Group	\$0.00	Measure O Arbitrage Reports
California Financial Services	\$0.00	Project/Fund Tracking, Strategic Cash Flow Planning, COC Reports
Colbi Technologies, Inc.	(\$60,000.00)	Project/Fund Tracking Software
Cordoba Corporation	\$0.00	Project Management
Nigro & Nigro	(\$2,500.00)	Measure O Performance & Financial Audit
PQBids, Inc.	\$0.00	Bid Prequalification
Project Total:	(\$62,500.00)	612-0000 - Facilities Projects - Undistributed
Project: 612-9776 - Facilities Projects - Modernization		
Vendor	Expenditure	Description
B Safe Playground Inspection Services Inc	\$0.00	Inspection Services
Project Total:	\$0.00	612-9776 - Facilities Projects - Modernization
Project: 721-9772 - Casa Blanca - New Construction		
Vendor	Expenditure	Description
Atkinson, Andelson, Loya, Ruud & FUSCOE Engineering Inc.	\$0.00	Legal Costs
Gafcon, Inc.	\$0.00	Topographic Survey
Go Architects, Inc.	\$0.00	Labor Compliance
Linscott, Law & Greenspan Engineers	(\$2,781.60)	Architects Fees
MTN Engineering	\$0.00	Traffic Study/CEQA
Oxbridge Development Inc.	\$0.00	Construction
SWPPP CAL	\$0.00	Realtor
Sandy Pringle Associates, Inc.	(\$3,850.00)	Other Construction Costs/Stormwater Management
Southern California News Group	\$0.00	Inspector of Record
TGR Geotechnical, Inc.	\$0.00	Advertising
Project Total:	(\$6,631.60)	721-9772 - Casa Blanca - New Construction
Project: 722-9772 - Eastside - New Construction		
Vendor	Expenditure	Description
Atkinson, Andelson, Loya, Ruud & Epic Land Solutions	(\$1,086.76)	Legal Costs
Gayat Adame	\$0.00	Landscaping Costs
	(\$467.59)	Travel

MEASURE O - GROUPS D, E, F, H & NEW SCHOOL Projects Expenditure Backup From 5/16/2023 to 8/25/2023

Project: 722-9772 - Eastside - New Construction		
Vendor	Expenditure	Description
PBK Architects, Inc.	\$0.00	Architect Fees
Placeworks	\$0.00	Environmental/CEQA
Southwest Site Services	\$0.00	Fencing Costs
Project Total:	(\$1,554.35)	722-9772 - Eastside - New Construction
Grand Total:	(\$168,737.22)	Riverside Unified School District