



# Riverside Unified School District

## Citizens' Bond Oversight Committee Report

(Financial Data as of 10/31/2022)

December 7, 2022 Meeting

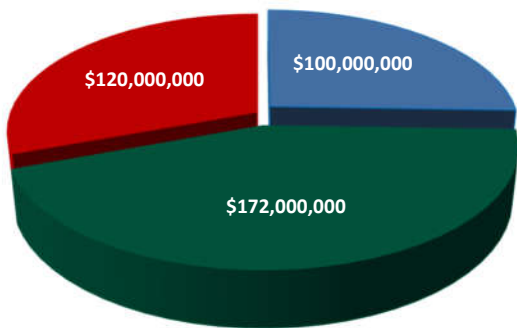
Prepared by:



3380 14th Street | Riverside, CA 92501  
(951) 788-7135 [www.riversideunified.org](http://www.riversideunified.org)



### Measure O Authorization



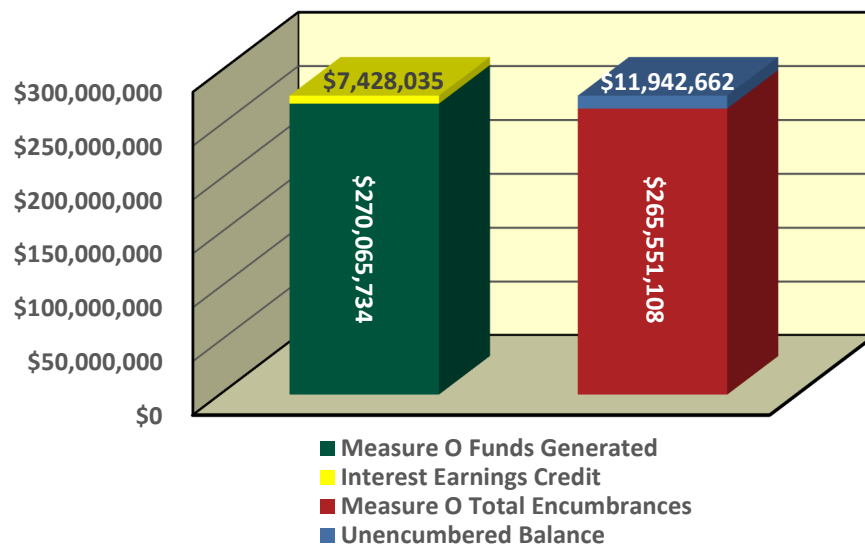
- G.O. Bonds Election of 2016, 2017 (Series A)
- G.O. Bonds Election of 2016, 2019 (Series B)
- Remaining Measure O Authorization - Pending

## Measure O Overview

On November 8, 2016, the voters of the Riverside Unified School District approved Measure O General Obligation Bonds (the “Bonds”) with a 70% approval rate. Measure O will generate \$392 million dollars over the next 10 to 15 years to improve and build new capital facilities in the Riverside Unified School District.

The Bonds will be used to repair and upgrade District aging school infrastructure, classrooms and buildings, build new schools, modernize school facilities with 21st century technology, improve access for students with disabilities, provide classroom and labs for career and technical education classes, improve school safety by modernizing security systems, retrofitting buildings to be earthquake proof, and upgrading emergency communications.

### Measure O Total Revenue = \$277,493,769



## Citizens' Bond Oversight Committee Members as of July 2022

Committee Members	Group Representation	Term	Board Approved Start Date	Term End Date
Amanda DeLao	Parent	1st Term	1/21/2021	1/21/2023
Art Alcaraz	Community at Large	1st Term	1/21/2021	1/21/2023
Douglas Kroon	Senior Citizen Organization	1st Term	2/24/2022	2/24/2024
Tina Grande Field	Parent & PTA Member	3rd Term	7/14/2022	7/14/2024
Sandra Roy	Parent & PTA Member	1st Term	7/14/2022	7/14/2024
Keith Nelson	Community at Large	3rd Term	2/24/2022	2/24/2024
Lara E. Martin	Business Organization	1st Term	1/21/2021	1/21/2023
Marilyn Robinson	Tax Payer Association	1st Term	1/21/2021	1/21/2023
Martin De Campo	Parent & PTA Member	1st Term	1/21/2021	1/21/2023
Jessica Gomez	Parent	1st Term	7/14/2022	7/14/2024
Beiwei Tu	Parent	1st Term	7/14/2022	7/14/2024
Cheryl Tavaglione	Community at Large	1st Term	7/14/2022	7/14/2024
Terry Walling	Community at Large	3rd Term	7/14/2022	7/14/2024

# **Measure O Project Status Updates**





# Louisa May Alcott Elementary School

## Measure O Campus Improvements

### Project Description

Louisa May Alcott Elementary School was built in 1961. Under Measure O, the project includes new interior and exterior painting, new ceiling tile and t-bar, new lighting, new HVAC, casework, and carpet, and restroom ADA upgrades, removal of eleven (11) classroom portables, grading, new hard court play yard area, turf, ADA Upgrades, new landscape and irrigation throughout the campus, new gate, new fencing, and new domestic water, sewer, storm drain, and gas line for new building; and a new classroom building with six (6) general education classrooms and four (4) kindergarten classrooms with restrooms and new kinder playground, play equipment and fencing.

<b>Project Group:</b>	Group B
<b>Architect:</b>	DLR Architects
<b>Construction:</b>	May 2021 to August 2022
<b>Project Budget:</b>	\$23,073,713
<b>Percentage Complete:</b>	99%

### Project Status

- ✓ Modernization & New Construction are complete.
- ✓ Site work hardscape and decorative fencing work is complete.
- ✓ Landscaping and maintenance period is complete with the exception of the punch list repair items.

# Louisa May Alcott Elementary School


## Construction Progress Pictures



Front of School



Building J Signage



New Kindergarten Playground




Primary Playground Modernization



New 2-Story Classroom Building

# Louisa May Alcott Elementary School

## Exterior Rendering





# Louisa May Alcott Elementary School

## New Site Plan





# Monroe Elementary School

## Measure O Campus Improvements

### Project Description

Monroe Elementary School was built in 1955. Under Measure O, the project includes a new 1-story classroom building with 5 kinder classrooms, modernization of existing buildings including fire alarm, HVAC, plumbing, roof, door hardware, paint, new carpet, casework, ADA improvements, new school frontage, replacing kinder equipment, updates to irrigation and drainage systems and twenty-three (23) new restroom facilities. Site work includes new playground grass, new water, sewer, gas lines, new parking and bus drop-off and lunch shelter.

<b>Project Group:</b>	Group B
<b>Architect:</b>	HMC Architects
<b>Construction:</b>	June 2021 to November 2022
<b>Project Budget:</b>	\$23,006,854
<b>Percentage Complete:</b>	80%

### Project Status

- ✓ Bldg G administration has ongoing drywall and paint finishes. Tile and bathroom fixtures are ongoing.
- ✓ Bldg C restrooms have been completed and turned over for use.
- ✓ Bldg D has started construction, and the demo is complete. Roofing and new A/C units have been completed. Building D restrooms are ongoing. Underground rough has been installed and slabs have been poured.
- ✓ Bldg H kinder wing has been completed and occupied.
- ✓ Completion of G and D wings are ongoing and the play fields will start shortly.

# Monroe Elementary School


## Construction Progress Pictures



Building D New Restroom Building



Building D New Restroom Building



Building D New Restroom Building

# Monroe Elementary School

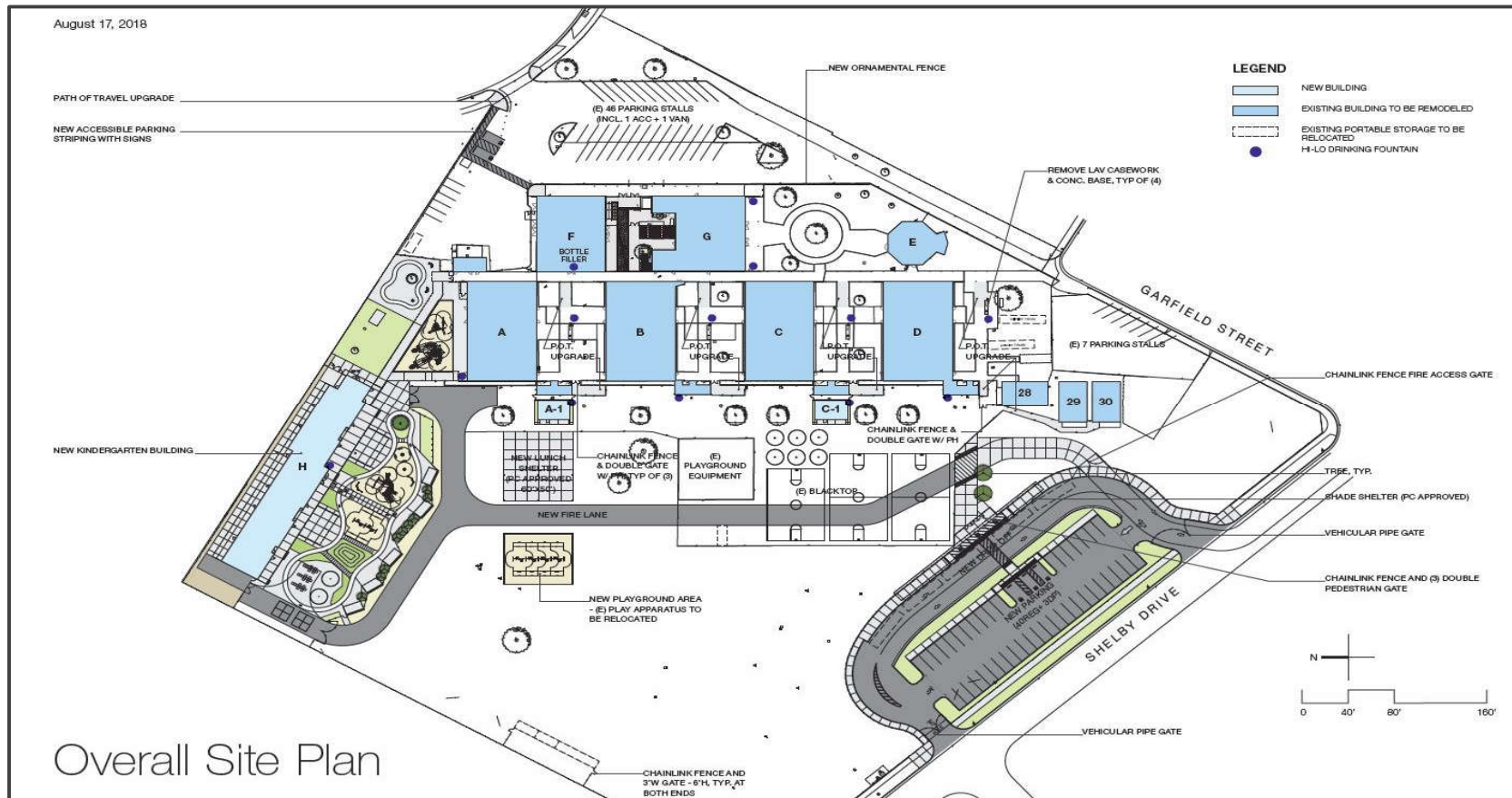
## Project Rendering





# Monroe Elementary School

## New Site Plan





# Fremont Elementary School

## Measure O Campus Improvements

### Project Description

Fremont Elementary School is one of the oldest schools in the District, built in 1917. Under Measure O, the project includes a new two-story building with six (6) general classrooms and six (6) kinder classrooms with interior restrooms, new play equipment and surfacing, landscape, elevator, covered walkway, exterior restrooms and storage. Site work includes removal of four portables and demo existing building J, new kinder play yard, hard court play yard area, turf, ADA upgrades, new visitor parking lot with fifteen (15) regular and two (2) ADA accessible parking stalls, grading, re-stripe and slurry existing parking lot, and domestic water, sewer, storm drain, gas, electrical power upgrades. Existing classroom buildings and administration updates include exterior improvements & roofing, reconfigure administration, interior and exterior paint.

<b>Project Group:</b>	Group C
<b>Architect:</b>	Ruhnau Clarke Architects
<b>Construction:</b>	May 2021 to September 2022
<b>Project Budget:</b>	\$18,672,952
<b>Percentage Complete:</b>	98%

### Project Status

- ✓ Modernization & New Construction are complete with the exception of the punch list repair items.
- ✓ Site work hardscape is 98% complete with the exception of punch list repair items and completion of the parking B driveway approach.
- ✓ Landscaping is complete with the exception of punch list repair items and the 90-day maintenance period by the contractor.

# Fremont Elementary School

## Construction Progress Pictures



Building K2 Classroom 100 New Furniture



Building K1 B



Health Office Restroom Reconfiguration



Building K2

# Fremont Elementary School

## Construction Progress Pictures



New Kindergarten Play Area



New Sod Field



New Reception Lobby Area 2



# Fremont Elementary School

## Project Renderings





# Fremont Elementary School

## New Site Plan



# Henry W. Longfellow Elementary School

## Measure O Campus Improvements

### Project Description

Henry W. Longfellow Elementary School was built in 1947. It faces logistical challenges due to its small footprint and no onsite parking. The site currently has 12 portable classroom buildings. The school is on 6 acres. Under Measure O, it will receive a new 6 kinder and 6 general education classroom building with new play area, new administration building and re-purposing of administration building, new parking lot, and modernization of existing buildings.


<b>Project Group:</b>	Group C
<b>Architect:</b>	DLR Architects
<b>Construction:</b>	June 2022 to August 2023
<b>Project Budget:</b>	\$24,295,610
<b>Percentage Complete:</b>	45%

### Project Status

- ✓ Footings for new modular buildings are complete.
  - On target to deliver modular building floors and set in November and December 2022.
- ✓ Start new parking lot improvements in December 2022.
- ✓ Continue work on the underground 3" water line and 4" gas line for the new modular buildings within designated work areas.
- ✓ Continue modernization of: new casework, sink fixtures, tack boards, interior paint, lighting, ceiling tiles, window tinting, metal doors, replacement of carpet in areas affected, restroom compliance upgrades, in addition to path of travel concrete upgrades.
  - Building E is complete.
  - Building A, B and C, will continue modernization through the 2022/2023 school year until completion.

# Henry W. Longfellow Elementary School

## Construction Progress Pictures



Casework Assembly



Casework Countertop & Sink



Casework Installation



Casework



# Henry W. Longfellow Elementary School

## Construction Progress Pictures



Electrical Conduit



Electrical Conduit



Electrical Conduit



Electrical



Footings Complete



# Henry W. Longfellow Elementary School


## Construction Progress Pictures



Interior Modernization



Modulars at Plant



Painting Signage



Painting Signage



Rebar Building

# Henry W. Longfellow Elementary School

## Project Renderings



New Classroom Building



New Classroom Building



Construction Sign Installation



# Henry W. Longfellow Elementary School

## New Site Plan





# University Heights Middle School

## Measure O Campus Improvements

### Project Description

University Heights Middle School was built in 1979. Under Measure O, project includes seven (7) new classrooms added to existing structure, expansion of the music room, new finishes and relocation of existing library, ADA upgrades, new concrete running track, fire lane extension, landscaping and security fencing.


<b>Project Group:</b>	Group C
<b>Architect:</b>	GO Architects
<b>Construction:</b>	June 2022 to August 2023
<b>Project Budget:</b>	\$15,500,000
<b>Percentage Complete:</b>	30%

### Project Status


- ✓ Bldg 100 new classrooms are in the finish stage
- ✓ Bldg 300 new library area has ongoing finishes which include: t bar, lighting and devices, paint, and casework.
- ✓ Front parking lot ADA upgrades and landscape have been completed.
- ✓ Ongoing prep work to get ready to move into phase 2.

# University Heights Middle School

## Construction Progress Pictures



Front Parking



New Library Area



New Library Area

# University Heights Middle School

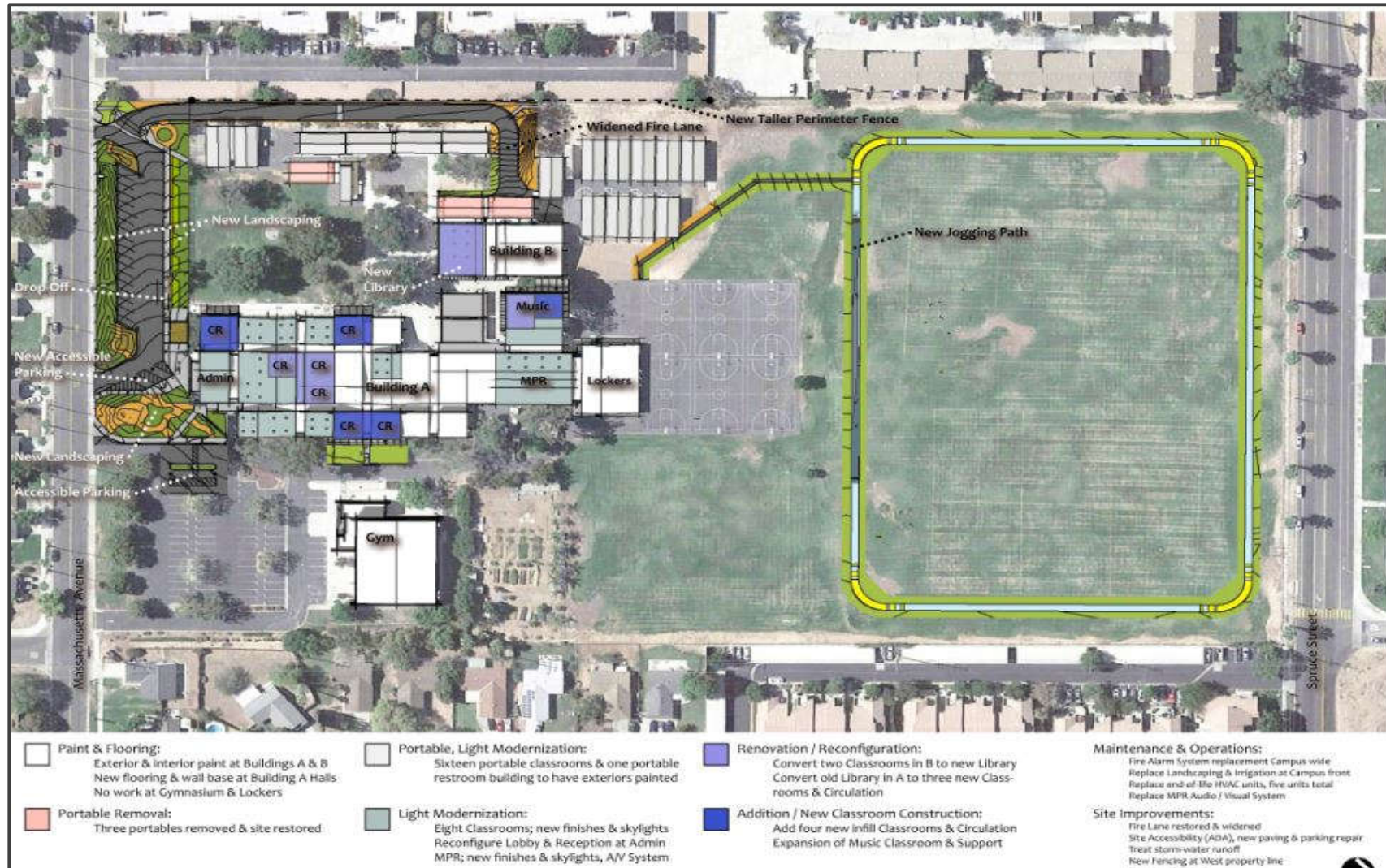
## Project Rendering





# University Heights Middle School

## Site Plan



# John W. North High School

## Measure O Campus Improvements

### Project Description

John W. North High School was built in 1966. This Project is currently in the planning phase. The Design Team was tasked to develop the scope of work during the 2020/21 school year. The scope of work under Measure O may include: replacement of portable buildings to permanent buildings, site enhancements, infrastructure upgrades, curb appeal, modernization, and site improvements.

<b>Project Group:</b>	Group E
<b>Construction:</b>	ESSER Project Phase I Summer 2023 and Phase II Summer 2024 Measure O Project October 2023 – October 2025
<b>Bidding &amp; Award:</b>	To be determined
<b>Project Budget:</b>	\$61.5 Million (Includes \$11.5 Million in ESSER funding)

### Project Status

#### Measure O Funded Project:

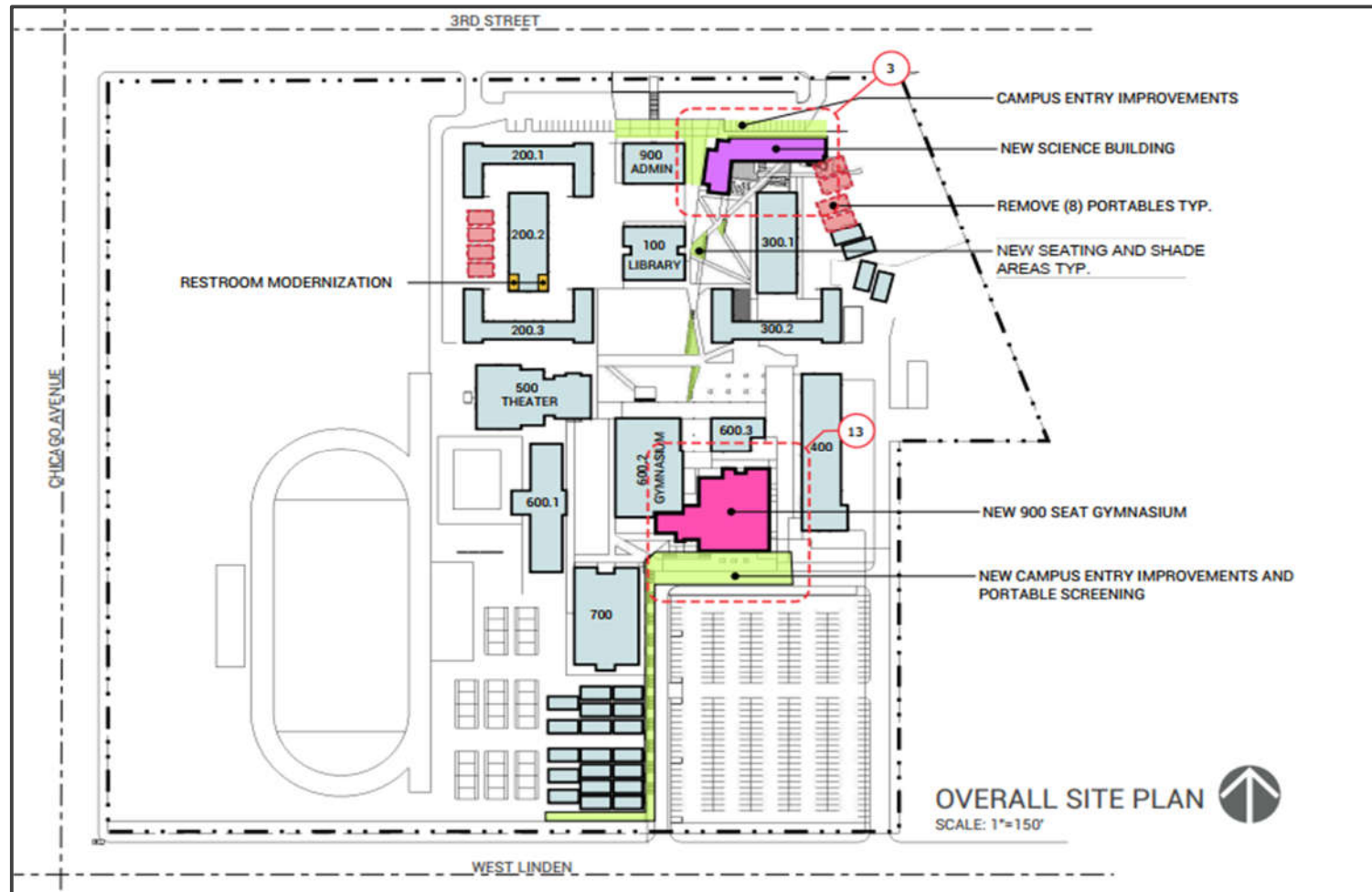
- ✓ Schematic & Design Development are complete.
- ✓ Construction Documents are 50% complete.
- ✓ DSA Submittal is scheduled for December 2022.
- ✓ Ongoing meetings with the Science & PE chairs .
- ✓ Vision Design Committee (VDC) meeting #7 was held on 11-1-22.
- ✓ Next VDC meeting January/February 2023.

#### Lighting & HVAC - ESSER Funded Project:

- ✓ Bids were opened on 11-1-22.
- ✓ Ongoing contractor pre-bid interviews.
- ✓ Estimated Board of Education approval on 12-15-22.
- ✓ Acquiring proposals for the project inspector, labor compliance & moving services
- ✓ Phase 1 Construction start date May 25, 2023.

# John W. North High School

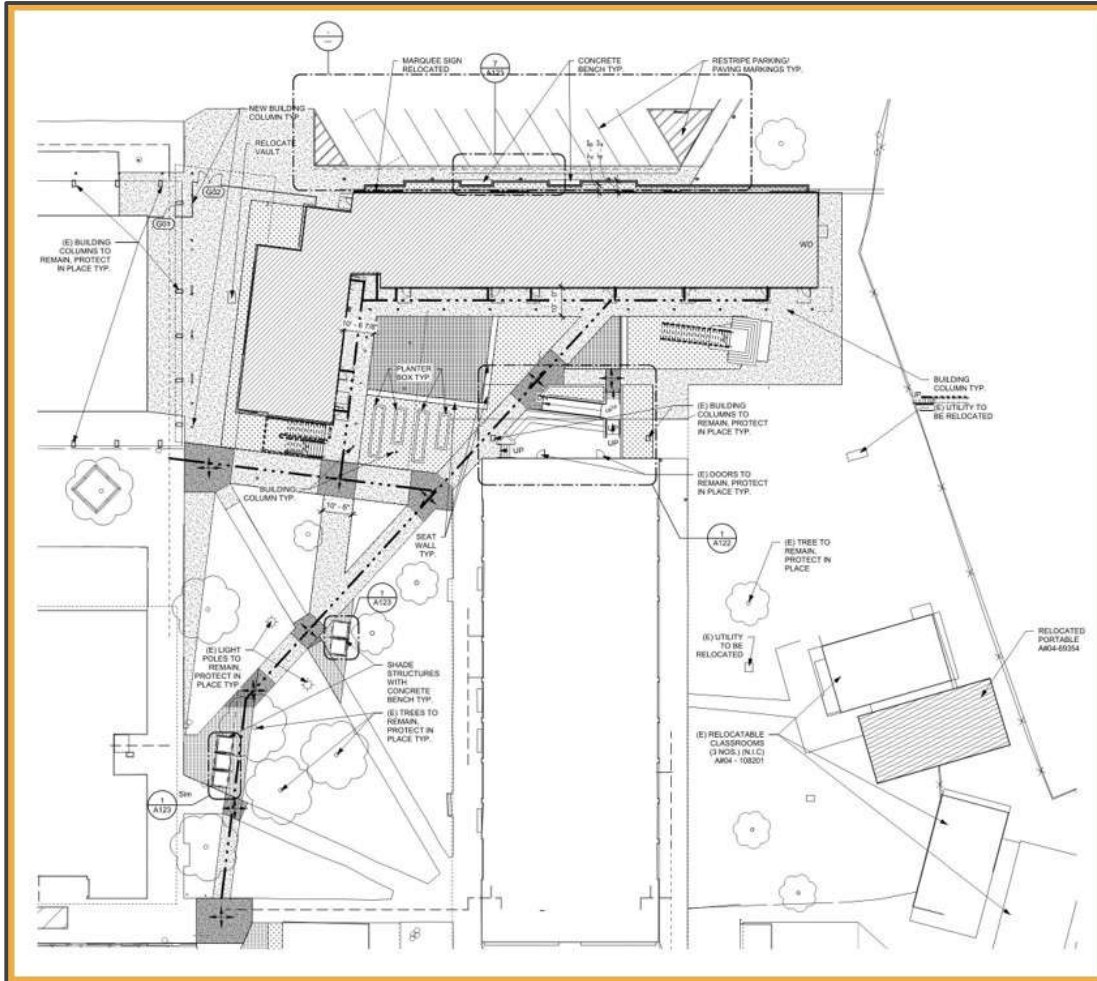
## Modernization & New Construction Project Overall Site Plan





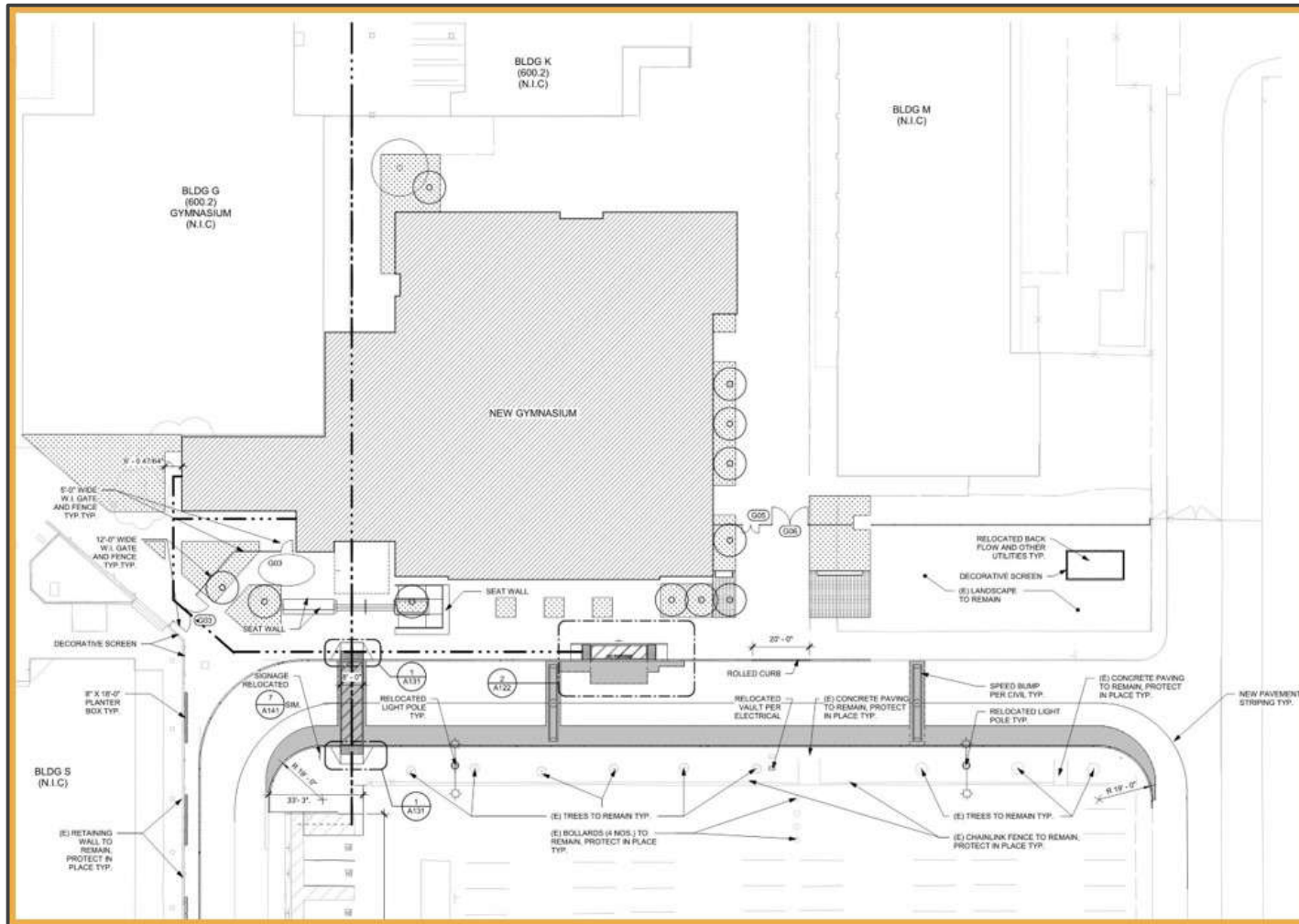
# John W. North High School

# New Construction 2-Story Science Classroom Building DD



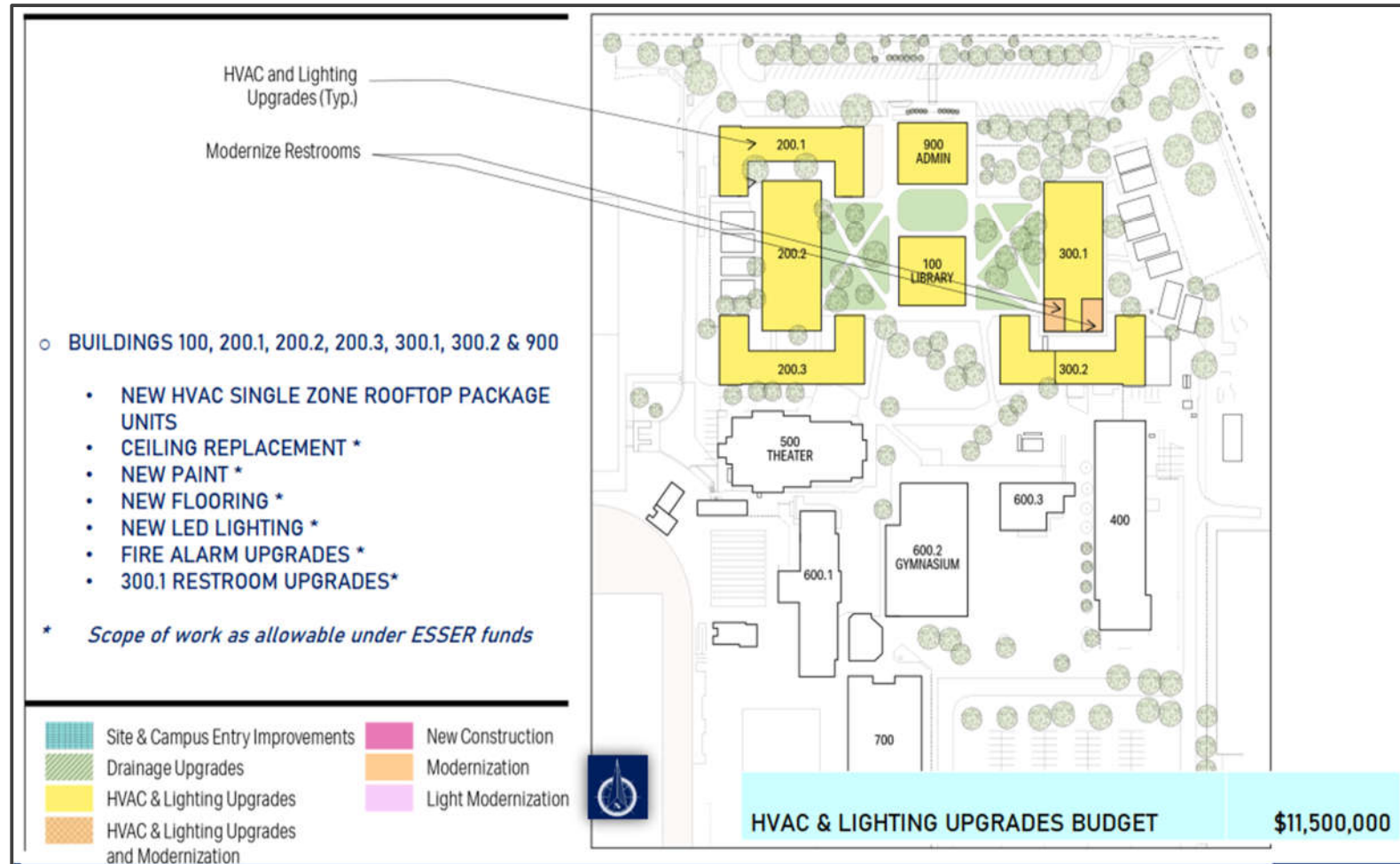
# John W. North High School

## New Construction Project – Gymnasium



# John W. North High School

## HVAC & Lighting Upgrades





# John W. North High School

## Project Renderings



Campus Entry



New Gymnasium Exterior View



New 2-Story Science Building Inside Campus View



New Student Entry Aerial View

# Casa Blanca Neighborhood School

## Measure O New School

### Project Description

The proposed sites approximately 9.8 acres located on Lincoln Street. The school will service approximately 750 TK-6 students in the Casa Blanca neighborhood. The new school will include ancillary/support buildings, outdoor learning/shared spaces, TK/K classrooms and play areas, 1<sup>st</sup>- 3<sup>rd</sup> grade classrooms and play area, 4<sup>th</sup>-6<sup>th</sup> grade classrooms and play areas, staff/visitor parking, and bus/parent drop off areas.

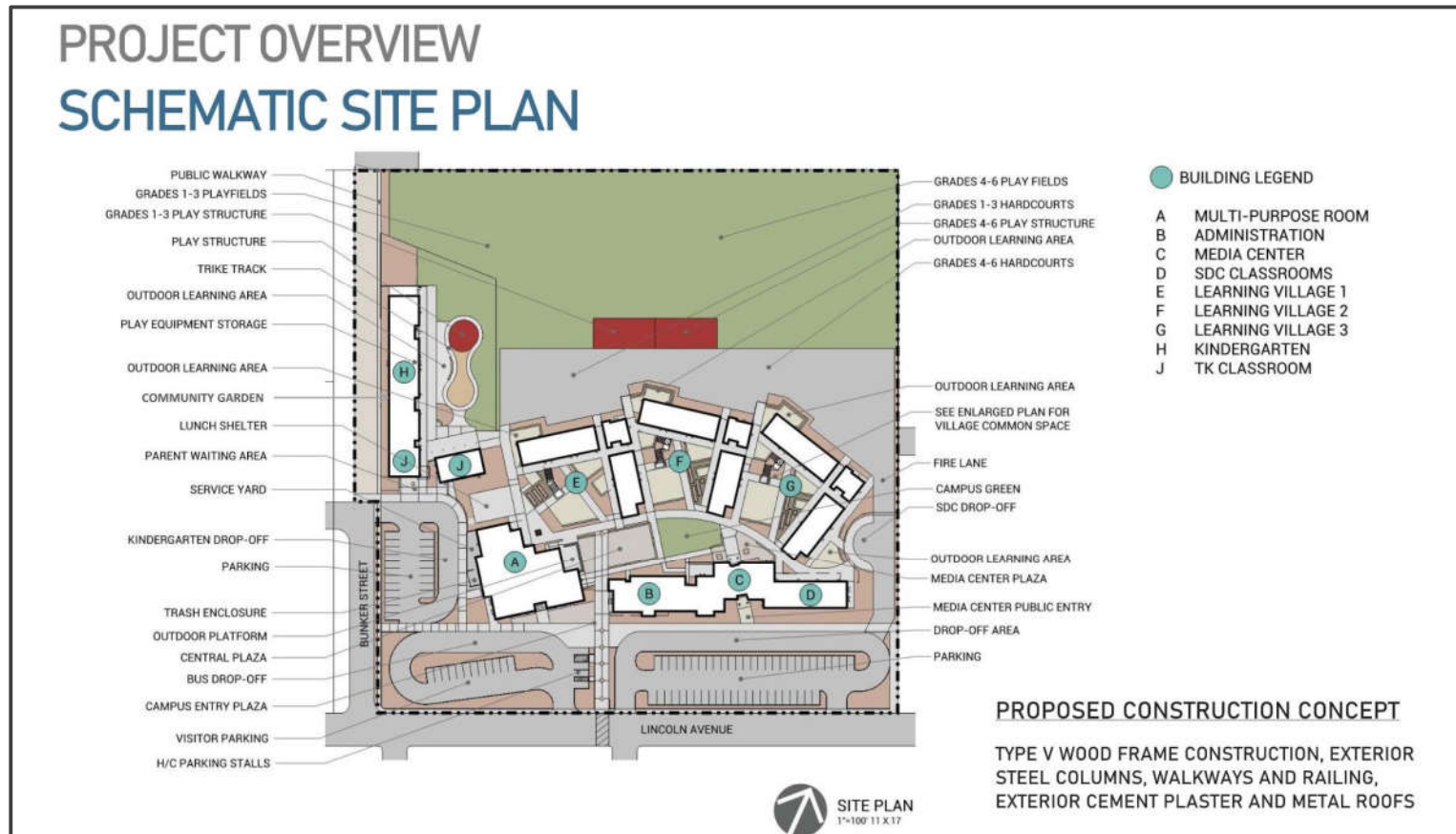
<b>Group:</b>	<b>New School</b>
<b>Architect:</b>	GO Architects
<b>Construction:</b>	To be Determined
<b>Project Budget:</b>	\$53 Million

### Project Status

- ✓ DSA Submittal 10-14-22 and Acceptance 10-17-22.
- ✓ Estimated DSA approval May/June 2023.
- ✓ California Department of Education (CDE) - Plan was approved and the Educational Specifications are under review.
- ✓ Vision Design Committee meeting (VDC) #11 was held on 10-25-22.
- ✓ Next VDC meeting January/February 2023.

# Casa Blanca Neighborhood School

## Project Site Plan





# Casa Blanca Neighborhood School

## Conceptual Site Plan



# Casa Blanca Neighborhood School

## Project Renderings



Classroom Wing



Classroom Wing



Lunch Shelter



School Main Entry



# Casa Blanca Neighborhood School

## Project Renderings



Entry View



Northeast View





# Eastside Neighborhood School

## Measure O New School

### Project Description

The District is exploring various properties within the Eastside neighborhood for a future elementary school. Three options are being considered under CEQA:

- Option 1: Lincoln school + B Lots, + C Lots, vacate Park Avenue
- Option 2: B Lots, C Lots, Vacation of Park Avenue and 13<sup>th</sup> Street, Lincoln Park Joint use
- Option 3: B Lots, C Lots, Vacate Park Avenue, Reconfigure Lincoln

<b>Group:</b>	<b>New School</b>
<b>Architect:</b>	PBK Architects
<b>DSA Submittal:</b>	To be Determined
<b>Bidding &amp; Award:</b>	To be Determined
<b>Project Budget:</b>	\$62 Million

### Project Status

- ✓ Technical reports being reviewed.
- ✓ Draft Environmental Impact Report first draft is being prepared and finalized for staff review.

## Eastside Neighborhood School

Option 1 – Relocate Lincoln High School Off-Site, Capture Park Avenue  
Conceptual Site Plan



## Eastside Neighborhood School

Option 2 – B Lots, + C Lots, Vacation of Park Avenue & 13<sup>th</sup> Street, Lincoln Park Join Use  
Conceptual Site Plan





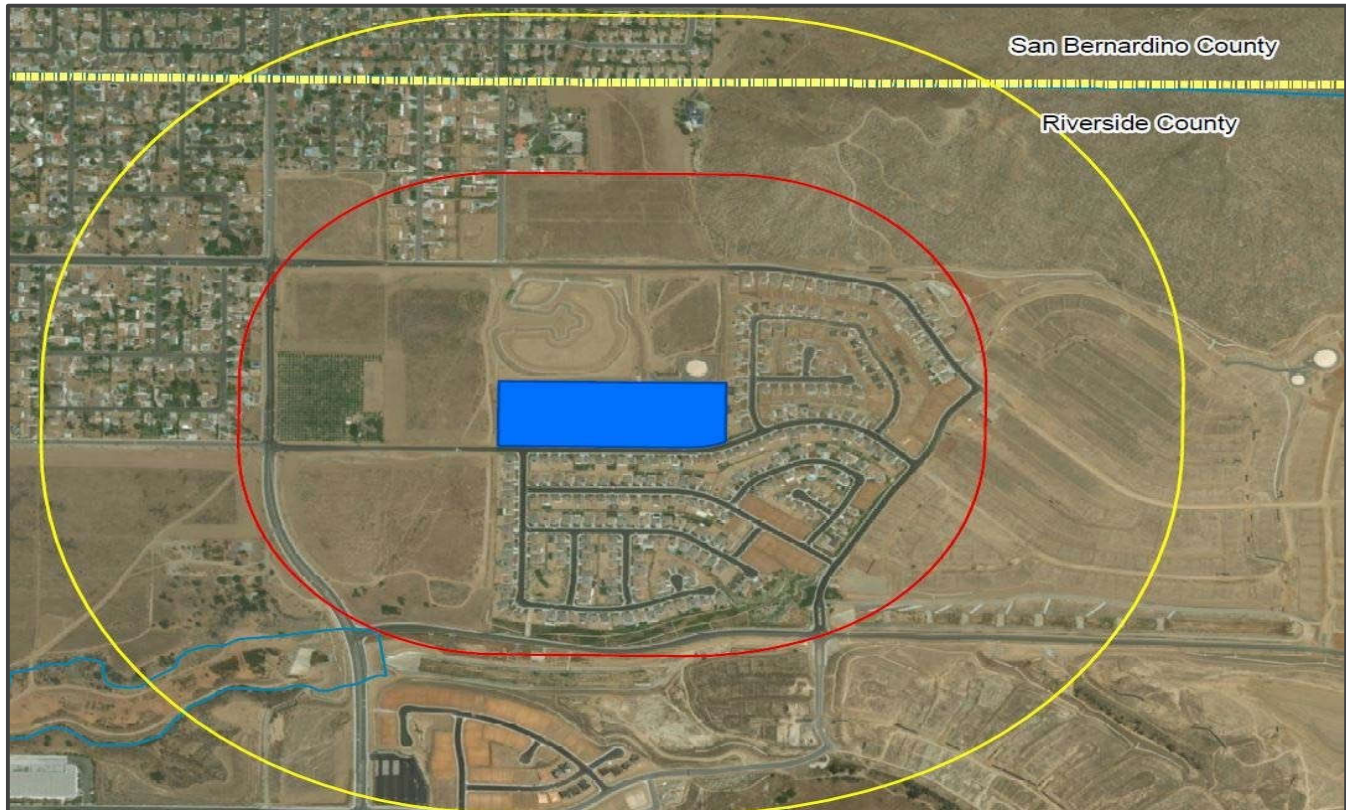
## Eastside Neighborhood School

Option 3 – B Lots, + C Lots, Vacate of Park Avenue, Reconfigure Lincoln  
Conceptual Site Plan



# Highgrove II Neighborhood School

## Measure O New School



## Project Description

The site is 13 acres and is located in Spring Mt. Ranch development area. The location of the site is in the northwestern corner of the Silverspot Road and Spring Street intersection.


<b>Group:</b>	<b>New School</b>
<b>Architect:</b>	Ruhnau Clarke Architects
<b>DSA Submittal:</b>	To Be Determined
<b>Bidding &amp; Award:</b>	To Be Determined
<b>Project Budget:</b>	\$1 Million Plus Total Encumbrances to Date

## Project Status

- ✓ 3rd Vision Design Committee (VDC) held September 2022
- ✓ Ongoing discussions of schematic designs, school vision, and use of space

# Highgrove II Neighborhood School

## Measure O New School






# Highgrove II Neighborhood School

## Measure O New School



## Highly Voted Visioning Images



# STEM Education Center

## Measure O New School

### Project Description

A state of the art public STEM Education Center on the premises of a world class public research university, University of California, Riverside (UCR). This project is currently in the early stages of the CEQA process. The proposed high school will accommodate 800 students at any given time and will focus on computer science, environmental/ agricultural science, biomedical/allied health, and engineering & advanced manufacturing.

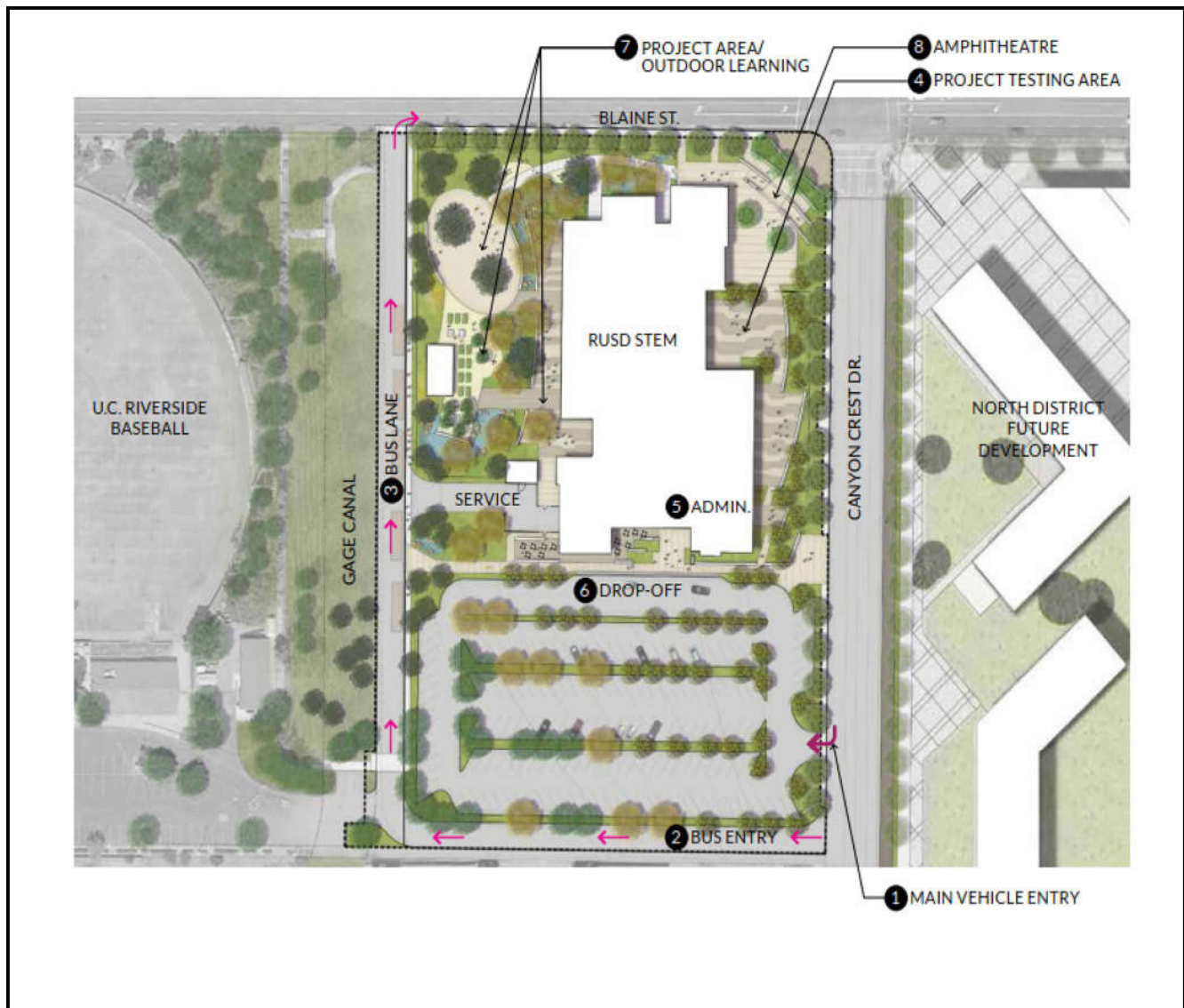
<b>Group:</b>	<b>New School</b>
<b>Architect:</b>	Ruhnau Clarke Architects
<b>DSA Submittal:</b>	Pending
<b>Project Budget:</b>	\$1 Million Plus Total Encumbrances to Date

### Project Status

- ✓ Technical reports being reviewed.
- ✓ Estimated publication date will be April 2023.
- ✓ RUSD Board review date to be determined.

# STEM Education Center

## Aerial Site Plan





## Potential State Grants for Groups A, B & C Projects

The Riverside Unified School District will make every effort to augment its Measure O General Obligation Bonds with future State eligible grants. Set forth below are estimated State new construction and modernization grant funding amounts that the District has submitted funding applications, and may be eligible for funding under the State's School Facility Program ("SFP"). The State passed a State School Bond Measure in November of 2016. However, the receipt of potential State grants is predicated on: 1) the Governor agreeing to issue State School Bonds, 2) the District meeting the State's eligibility requirements, and 3) the State funding levels remaining at current levels.

No.	School Project Name	Potential Estimated State Grants *
1	Harrison Elementary School - Modernization & New Construction Grants	\$3,292,748.00
2	Highgrove Elementary School - Modernization Grants	7,338,463.00
3	Jefferson Elementary School - Modernization Grants	2,919,697.00
4	Madison Elementary School - Modernization Grants	2,951,579.00
5	Sierra Middle School - Modernization Grants	140,375.00
6	Louisa May Alcott Elementary School - Modernization Grants	4,992,754.00
7	Andrew Jackson Elementary School - Modernization Grants	4,090,530.00
8	Monroe Elementary School - Modernization Grants	2,417,132.00
9	Sunshine Early Childhood Center - Modernization Grants	1,224,606.00
10	Riverside Polytechnic High School - Modernization Grants	3,692,426.00
11	Arlington High School - Modernization Grants	1,102,289.00
12	John Adams Elementary School - Modernization Grants	2,880,515.00
13	Fremont Elementary School - Modernization Grants	5,108,915.00
14	Henry W. Longfellow Elementary School - Modernization Grants	5,319,342.00
15	Magnolia Elementary School - Modernization Grants	3,626,244.00
16	University Middle School - Modernization Grants	2,185,090.00
<b>COMBINED TOTAL:</b>		<b>\$53,282,705.00</b>

\*Applications submitted between 2018 - 2022

## School Funding Program Glossary of Acronyms

**General Obligation Bonds (G.O. Bonds) – Fund 21:** Measure 0 is a voter approved bond measure within the boundaries of the District. It represents a maximum tax of \$60 per \$100,000 of assessed property value.

**Community Facilities District Bonds (CFDs):** The Mello-Roos Community Facilities Act provides an alternative method for public agencies to fund facilities. The Community Facilities District ("CFD") is a financing entity through which a local government is authorized to levy special property taxes to pay debt service on bonds or to pay for the direct construction of facilities. CFD revenue is restricted to the funding of additional capacity (e.g. New Construction).

**Developer Fees – Fund 25:** School districts have the ability to impose impact fees from new residential development and commercial/industrial development for the construction or reconstruction of school facilities. Developer fees are collected at the time a building permit is issued and are restricted to the funding of additional capacity (e.g. New Construction).

**Redevelopment Agency Revenue (RDA – Fund 06):** California redevelopment law allows school districts to share property tax increment income via pass-through agreements with local redevelopment agencies. State law eliminated redevelopment agencies as of February 1, 2012; however, local educational agency's pass-through entitlements remain. Redevelopment revenue is received annually and can be used to fund modernization and/or new construction projects.

**State School Facility Program Grants (SFP) - Fund 35:** The SFP provides grants for school districts to acquire school sites, construct new school facilities, or modernize existing school facilities. The two major funding types available are "new construction" and "modernization". The new construction grant provides funding on a 50/50 State and local match basis. The modernization grant provides funding on a 60/40 basis.

**California Clean Energy Jobs Act (Proposition 39):** Prop. 39 is an energy efficiency grant program that provides funding for eligible repairs to heating, ventilation, and air-conditioning (HVAC) systems; new chillers, boilers and furnaces; new lighting and lighting control systems; Installation of energy-efficient windows, programmable thermostats, and thermal window shades; and on-site clean energy generation, such as solar photovoltaic.

# **Measure O Cumulative Project Expenditures**

From  
**Inception to October 31, 2022**





## MEASURE O PROJECT COMMITMENTS AND EXPENDITURES

No.	DISTRICT PROJECT NAME	ESTIMATED PROJECT BUDGET *	MEASURE O CUMULATIVE COMMITMENTS	MEASURE O EXPENDITURES UP TO 7/27/2022 <sup>1</sup>	EXPENDITURES FROM 7/28/2022 TO 10/31/2022 <sup>2</sup>	MEASURE O CUMULATIVE EXPENDITURES	REMAINING MEASURE O COMMITMENTS	CURRENT PROJECT PHASE
	A	B	C	D	E	F (D + E)	D (C + F)	

### GROUP A PROJECTS

1	Harrison Elementary School	\$12,369,531.00	\$7,932,745.96	(\$7,932,745.96)	\$0.00	(\$7,932,745.96)	\$0.00	Completed/April 2021
2	Highgrove Elementary School	24,538,218.00	18,516,207.68	(18,509,827.68)	0.00	(18,509,827.68)	6,380.00	Completed/August 2020
3	Jefferson Elementary School	18,407,115.00	16,537,721.24	(16,537,910.24)	189.00	(16,537,721.24)	0.00	Completed/April 2021
4	Madison Elementary School	18,631,461.00	17,484,454.98	(17,484,454.98)	0.00	(17,484,454.98)	0.00	Completed/June 2021
5	Sierra Middle School	<u>8,734,080.13</u>	<u>8,733,530.13</u>	<u>(8,733,530.13)</u>	0.00	<u>(8,733,530.13)</u>	<u>0.00</u>	Completed/November 2019
GROUP A PROJECT TOTALS:		\$82,680,405.13	\$69,204,659.99	(\$69,198,468.99)	\$189.00	(\$69,198,279.99)	\$6,380.00	

### GROUP B PROJECTS

6	Alcott Elementary School	\$23,073,713.00	\$16,137,706.94	(\$14,177,473.20)	(\$375,846.03)	(\$14,553,319.23)	\$1,584,387.71	Construction
7	Jackson Elementary School	22,117,380.00	19,556,441.16	(19,396,306.82)	(97,464.53)	(19,493,771.35)	62,669.81	Completed/March 2022
8	Monroe Elementary School	23,006,854.00	21,132,418.60	(16,377,314.42)	(1,764,074.54)	(18,141,388.96)	2,991,029.64	Construction
9	Sunshine Early Childhood Center	10,800,000.00	5,105,039.32	(5,093,087.99)	33,225.95	(5,059,862.04)	45,177.28	Completed/December 2021
10	Riverside Polytech High School	<u>24,039,894.00</u>	<u>23,507,993.43</u>	<u>(23,402,653.55)</u>	<u>(17,462.09)</u>	<u>(23,420,115.64)</u>	<u>87,877.79</u>	Completed/May 2022
GROUP B PROJECT TOTALS:		\$103,037,841.00	\$85,439,599.45	(\$78,446,835.98)	(\$2,221,621.24)	(\$80,668,457.22)	\$4,771,142.23	

### GROUP C PROJECTS

11	Adams Elementary School	\$13,995,922.00	\$10,700,795.63	(\$10,700,795.63)	\$0.00	(\$10,700,795.63)	\$0.00	Completed/November 2021
12	Fremont Elementary School	18,672,952.00	14,395,048.31	(10,160,942.38)	(2,680,824.72)	(12,841,767.10)	1,553,281.21	Construction
13	Longfellow Elementary School	24,295,610.00	16,669,617.32	(4,345,806.29)	(1,611,293.85)	(5,957,100.14)	10,712,517.18	Construction
14	Magnolia Elementary School	12,616,082.00	10,279,983.31	(10,279,983.31)	0.00	(10,279,983.31)	0.00	Completed/November 2021
15	University Middle School	15,500,000.00	6,570,490.15	(1,586,452.88)	(1,017,661.84)	(2,604,114.72)	3,966,375.43	Construction
16	Arlington High School	26,607,776.00	26,499,968.62	(25,895,167.71)	(202,179.05)	(26,097,346.76)	402,621.86	Completed/May 2022
GROUP C PROJECT TOTALS:		\$111,688,342.00	\$85,115,903.34	(\$62,969,148.20)	(\$5,511,959.46)	(\$68,481,107.66)	\$16,634,795.68	

\* Reflects the entire estimated budget for the project. Some projects may be multi-funded from various District Capital Facility Funding Sources.

<sup>1</sup> Expenditures reflected in last CBOC Report dated September 8, 2022. Please note that the District was in the process of year end closeout at the time and additional current liabilities in the amount of \$841,875.89 were added during the closeout process.

<sup>2</sup> Expenditures related to Measure O from last report to October 31, 2022, the date of financial data for the December 7, 2022 CBOC Report.

## MEASURE O PROJECT COMMITMENTS AND EXPENDITURES

No.	DISTRICT PROJECT NAME	ESTIMATED PROJECT BUDGET *	MEASURE O CUMULATIVE COMMITMENTS	MEASURE O EXPENDITURES UP TO 7/27/2022 <sup>1</sup>	EXPENDITURES FROM 7/28/2022 TO 10/31/2022 <sup>2</sup>	MEASURE O CUMULATIVE EXPENDITURES	REMAINING MEASURE O COMMITMENTS	CURRENT PROJECT PHASE
A	B	C	D	E	F (D + E)	D (C + F)		

Groups D, E, F, & H and Expanded Projects								
17	Bryant Elementary School	\$161.01	\$161.01	(\$161.01)	\$0.00	(\$161.01)	\$0.00	Dormant
18	Highgrove II Neighborhood School	5,275,416.32	4,239,099.14	(4,015,974.14)	(93,437.50)	(4,109,411.64)	129,687.50	Planning
19	Franklin Elementary School	47,103.04	47,103.04	(47,103.04)	0.00	(47,103.04)	0.00	Dormant
20	King High School	891,610.79	891,610.79	(891,610.79)	0.00	(891,610.79)	0.00	Dormant
21	Mt. View Elementary School	13,302.50	13,302.50	(13,302.50)	0.00	(13,302.50)	0.00	Dormant
22	North High School	61,500,000.00	2,680,362.50	(855,608.13)	(553,892.42)	(1,409,500.55)	1,270,861.95	Planning
23	Pachappa Elementary School	11,450.00	11,450.00	(11,450.00)	0.00	(11,450.00)	0.00	Dormant
24	Taft Elementary School	31,893.06	31,893.06	(31,893.06)	0.00	(31,893.06)	0.00	Dormant
25	Washington Elementary School	23,939.85	23,939.85	(23,939.85)	0.00	(23,939.85)	0.00	Dormant
26	Woodcrest Elementary School	20,170.63	20,170.63	(20,170.63)	0.00	(20,170.63)	0.00	Dormant
27	Earhart Middle School	12,350.00	12,350.00	(12,350.00)	0.00	(12,350.00)	0.00	Dormant
28	Ramona High School	21,250.00	21,250.00	(21,250.00)	0.00	(21,250.00)	0.00	Dormant
29	STEM Education Center	2,854,558.78	1,779,616.31	(970,981.99)	(50,870.74)	(1,021,852.73)	757,763.58	Planning
30	Casa Blanca Neighborhood School <sup>3</sup>	61,638,411.81	9,027,863.08	(8,634,012.03)	(330,590.32)	(8,964,602.35)	63,260.73	Planning
31	Eastside Neighborhood School <sup>3</sup>	66,965,194.59	3,320,893.38	(3,067,904.51)	(20,956.93)	(3,088,861.44)	232,031.94	Planning
32	STEM Academy	9,952.47	9,952.47	(9,952.47)	0.00	(9,952.47)	0.00	Dormant
33	Facilities Projects (Program Costs)	4,288,539.53	3,659,927.39	(3,348,539.53)	(133,202.04)	(3,481,741.57)	178,185.82	Planning
	GROUPS D, E, F, & H & EXPANDED:	\$203,605,304.38	\$25,790,945.15	(\$21,976,203.68)	(\$1,182,949.95)	(\$23,159,153.63)	\$2,631,791.52	

MEASURE O PROJECT TOTALS:	<u>\$501,011,892.51</u>	<u>\$265,551,107.93</u>	<u>(\$232,590,656.85)</u>	<u>(\$8,916,341.65)</u>	<u>(\$241,506,998.50)</u>	<u>\$24,044,109.43</u>
---------------------------	-------------------------	-------------------------	---------------------------	-------------------------	---------------------------	------------------------

\* Reflects the entire estimated budget for the project. Some projects may be multi-funded from various District Capital Facility Funding Sources.

<sup>1</sup> Expenditures reflected in last CBOC Report dated September 8, 2022. Please note that the District was in the process of year end closeout at the time and additional current liabilities in the amount of \$841,875.89 were added during the closeout process.

<sup>2</sup> Expenditures related to Measure O from last report to October 31, 2022, the date of financial data for the December 7, 2022 CBOC Report.

<sup>3</sup> The above budgets reflect estimated construction costs including site acquisition costs.

# Measure O Detailed Expenditure Backup

from *Keystone Solutions*  
July 28, 2022 to October 31, 2022





# Measure O GROUP A Expenditure Backup



MEASURE O - GROUP A Expenditure Backup From 7/28/2022 to 10/31/2022

Project: 130-9776 - Jefferson Elementary School - Modernization		
Vendor	Expenditure	Description
Division Of The State Architect	\$189.00	Plan Check Fees
<b>Project Total:</b>	<b>\$189.00</b>	<b>130-9776 - Jefferson Elementary School - Modernization</b>
<b>Grand Total:</b>	<b>\$189.00</b>	<b>Riverside Unified School District</b>

# **Measure O GROUP B Expenditure Backup**





MEASURE O - GROUP B Expenditure Backup From 7/28/2022 to 10/31/2022

Project: 104-9772 - Alcott Elementary School - New Construction		
Vendor	Expenditure	Description
DLR Group, Inc.	(\$8,452.77)	Architect Fees
Econo Fence	(\$3,000.00)	Rentals, Leases & Repairs
Tilden-Coil Constructors	(\$73,868.00)	Construction Management
<b>Project Total:</b>	<b>(\$85,320.77)</b>	<b>104-9772 - Alcott Elementary School - New Construction</b>
Project: 104-9776 - Alcott Elementary School - Modernization		
Vendor	Expenditure	Description
Amtek Construction	\$8,806.10	Construction Costs - Electrical
Black Gold Engineering	\$0.00	Engineering Costs
Cardinal Environmental Consultants, Inc.	\$0.00	Construction Costs - Hazmat
DLR Group, Inc.	(\$8,410.39)	Architect Fees
David M. Bertino Manufacturing, Inc	\$15,532.95	Construction Costs - Casework
Design West Engineering, Inc.	\$0.00	Construction Costs - Mechanical Engineer
Empyrean Plumbing, Inc.	(\$20,521.00)	Construction Costs - Plumbing
Gafcon, Inc.	(\$1,992.50)	Labor Compliance
Hamel Contracting, Inc.	(\$20,225.00)	Construction Costs - General Contractor
Inland Empire Landscape, Inc.	(\$201,824.80)	Construction Costs - Landscaping
Lee & Stires, Inc.	(\$8,090.20)	Construction Costs - Grading
Mike's Custom Flooring, Inc	(\$7,819.88)	Construction Costs - Flooring
Nexus IS, Inc.	(\$177,348.06)	Furniture & Equipment
R M A Group	(\$3,022.84)	Lab of Record
RAN Enterprises Inc	(\$7,357.30)	Construction Costs - HVAC
Rite-Way Roof Corporation	\$1,771.76	Construction Costs - Roofing
Rivco Coatings Inc	(\$55,109.90)	Construction Costs - Painting
Silver Creek Industries, Inc.	\$223,438.89	Construction Costs - Modular Structure
Southcoast Acoustical Interiors, Inc	(\$10,602.00)	Construction Costs - Ceilings
Southland Inspections, Inc.	(\$7,220.00)	Inspector of Record
Spec Construction Co., Inc.	(\$9,918.59)	Construction Costs - Hardscape
Tao Rossini, A Professional Corporation	(\$612.50)	Legal Consulting Services
Warner Water Works	\$0.00	Construction Costs - Water Drainage Management
<b>Project Total:</b>	<b>(\$290,525.26)</b>	<b>104-9776 - Alcott Elementary School - Modernization</b>

## MEASURE O - GROUP B Expenditure Backup From 7/28/2022 to 10/31/2022

Project: 128-9776 - Jackson Elementary School - Modernization		
Vendor	Expenditure	Description
Bastion Security Inc	(\$5,349.15)	Construction Costs - Cameras
Century Paving Inc.	(\$17,923.00)	Construction
Dalke & Sons Construction, Inc.	\$0.00	Construction Costs - General Construction
Erickson-Hall Construction Co.	(\$35,873.00)	Construction Management
Farnsworth Group, Inc.	\$0.00	Construction Costs - Engineering
Gafcon, Inc.	(\$817.50)	Labor Compliance
Inland Building Construction Companies, Inc.	\$32,569.67	Construction Costs - General Construction
R M A Group	\$0.00	Lab of Record
Tao Rossini, A Professional Corporation	(\$87.50)	Legal Consulting Services
Wolff/Lang/Christopher Architects, Incorporated	(\$69,984.05)	Architect Fees
<b>Project Total:</b>	<b>(\$97,464.53)</b>	<b>128-9776 - Jackson Elementary School - Modernization</b>
Project: 142-9776 - Monroe Elementary School - Modernization		
Vendor	Expenditure	Description
Adi	\$0.00	Construction Costs - Cameras
Amtek Construction	(\$143,571.45)	Construction Costs - Electrical
Beltmann Relocation Group	(\$5,050.00)	Moving and Storage
Bravo Construction Services, Inc.	(\$395,209.25)	Construction Costs - Concrete
Canyon Steel Fabricators, Inc.	(\$38,935.88)	Construction Costs - Structural Steel
Cardinal Environmental Consultants, Inc.	\$0.00	Construction Costs - Hazmat
Caston, Inc.	\$50,000.00	Construction Costs - Plaster
Crew, Inc.	\$20,863.89	Construction Costs - Earthworks/Site Clearing
Erickson-Hall Construction Co.	(\$179,100.00)	Construction Management
Farnsworth Group, Inc.	\$0.00	Construction Costs - Engineering
Fischer Inc.	(\$205,608.88)	Construction Costs - Plumbing
Gafcon, Inc.	(\$2,365.00)	Labor Compliance
Hamel Contracting, Inc.	(\$369,822.62)	Construction Costs - General Contractor
Infinity Structures, Inc.	(\$15,603.75)	Construction Costs - Rough Carpentry
KI, Pallas Textiles, OEI	(\$47,065.10)	Furniture and Equipment
Keenan Associates	\$0.00	Insurance
Knowland Construction Services	(\$13,728.00)	Inspector of Record
Leighton Consulting, Inc	(\$24,405.41)	Geotechnical Inspection

## MEASURE O - GROUP B Expenditure Backup From 7/28/2022 to 10/31/2022

Project: 142-9776 - Monroe Elementary School - Modernization		
Vendor	Expenditure	Description
Letner Roofing Co.	(\$102,564.45)	Construction Costs - Roofing
McKernan Inc.	(\$35,149.77)	Construction Costs - Doors/Glazing
Mobile Modular Management Corp	(\$6,291.00)	Construction Costs - Temporary Restrooms
N E P Painting Contractor's, Inc.	(\$60,421.90)	Construction Costs - Painting
Nuway, Inc.	(\$21,628.08)	Construction Contractor - Concrete
Progressive Surface Solutions, LLC	(\$89,840.55)	Construction Contractor - Floor Coverings
Simco Mechanical, Inc.	(\$52,287.04)	Construction Costs - HVAC
Stolo Cabinets, Inc.	(\$26,290.30)	Construction Costs - Casework
<b>Project Total:</b>	<b>(\$1,764,074.54)</b>	<b>142-9776 - Monroe Elementary School - Modernization</b>
Project: 340-9772 - Poly High School Gym - New Construction		
Vendor	Expenditure	Description
Department of General Services	(\$3,042.25)	Plan Check Fees
Pa Thompson Engineering Company Inc.	\$0.00	Engineering Costs
<b>Project Total:</b>	<b>(\$3,042.25)</b>	<b>340-9772 - Poly High School Gym - New Construction</b>
Project: 340-9772-1 - Poly High School Gym - New Construction (NEW GYM)		
Vendor	Expenditure	Description
Apex Fire Protection, Inc.	\$5,500.00	Construction Costs - Fire Sprinklers
Arrowhead Mechanical, Inc.	\$71,122.00	Construction Costs - HVAC
Bogh Engineering Inc.	(\$76,984.75)	Construction Costs - Concrete
Caston, Inc.	(\$1,833.00)	Construction Costs - Plaster
Construction Electric Inc	(\$9,733.00)	Construction Costs - Electrical
Crew, Inc.	(\$47,341.00)	Construction Costs - Earthworks/Site Clearing
Dan Worley Plumbing Inc.	\$85,916.00	Construction Costs - Plumbing
Gafcon, Inc.	(\$3,235.25)	Labor Compliance
Geocon West, Inc.	\$0.00	Geotechnical Costs
Letner Roofing Co.	(\$18,500.00)	Construction Costs - Roofing
Majestic Masonry, Inc.	\$794.16	Construction Costs - Masonry
<b>Project Total:</b>	<b>\$5,705.16</b>	<b>340-9772-1 - Poly High School Gym - New Construction (NEW GYM)</b>



MEASURE O - GROUP B Expenditure Backup From 7/28/2022 to 10/31/2022

Project: 340-9776 - Poly High School Gym - QUAD Modernization		
Vendor	Expenditure	Description
Gafcon, Inc.	(\$212.50)	Labor Compliance
Riverside County Assessor/Clerk Recorder	(\$50.00)	Plan Check Fees
Technet Partners Inc.	\$0.00	Technology/Network
Wolff/Lang/Christopher Architects, Incorporated	(\$19,862.50)	Architect Fees
<b>Project Total:</b>	<b>(\$20,125.00)</b>	<b>340-9776 - Poly High School Gym - QUAD Modernization</b>
Project: 460-9776 - Sunshine Early Childhood Center - Modernization		
Vendor	Expenditure	Description
Empyrean Plumbing, Inc.	\$35,667.45	Construction Costs - Plumbing
Gafcon, Inc.	(\$2,441.50)	Labor Compliance
Go Architects, Inc.	\$0.00	Architects Fees
Inland Inspections & Consulting	\$0.00	Inspector of Record
<b>Project Total:</b>	<b>\$33,225.95</b>	<b>460-9776 - Sunshine Early Childhood Center - Modernization</b>
<b>Grand Total:</b>	<b>(\$2,221,621.24)</b>	<b>Riverside Unified School District</b>

# Measure O GROUP C Expenditure Backup



## MEASURE O - GROUP C Expenditure Backup From 7/28/2022 to 10/31/2022

Project: 114-9772 - Fremont Elementary School - New Construction		
Vendor	Expenditure	Description
Adi	(\$21,880.33)	Construction Costs - Cameras
CDW-Government Inc.	\$0.00	Construction Costs - Projectors
Ruhnau Clarke Architects	(\$16,796.30)	Architect Fees
<b>Project Total:</b>	<b>(\$38,676.63)</b>	<b>114-9772 - Fremont Elementary School - New Construction</b>
Project: 114-9776 - Fremont Elementary School - Modernization		
Vendor	Expenditure	Description
AWI Builders, Inc	(\$10,850.00)	Construction Costs - Structural Steel
American Zurich Ins. Co.	\$24,954.16	Commercial Insurance Reimbursement
B Safe Playground Inspection Services Inc	(\$1,387.50)	Inspection Services
Bastion Security Inc	\$1,700.84	Construction Costs - Cameras
Bell Roofing Company	(\$66,159.57)	Construction Costs - Roofing
Bogh Engineering Inc.	(\$346,562.50)	Construction Costs - Concrete
CLM Professional Services, Inc.	(\$900.00)	Construction Costs - SWPPP & Compliance
Caston, Inc.	(\$28,329.11)	Construction Costs - Plaster
Design West Engineering, Inc.	(\$1,845.00)	Construction Costs - Mechanical Engineer
F.E.C. Electric	(\$224,514.87)	Construction Costs - Electric
Gafcon, Inc.	(\$6,690.00)	Labor Compliance
Glore & Associates, Inc.	(\$4,900.37)	Construction Costs - Doors
Golden West Moving Systems, Inc.	(\$18,335.25)	Moving Costs
Inland Pacific Tile, Inc.	(\$39,056.49)	Construction Costs - Flooring
JPI Development Group, Inc.	(\$80,833.65)	Construction Costs - Plumbing
Keenan Associates	(\$4,035.00)	Insurance
Marina Landscape, Inc.	(\$499,105.40)	Construction Costs - Landscaping
Nexus IS, Inc.	(\$187,048.89)	Furniture & Equipment
PGC Construction, Inc.	(\$72,035.45)	Construction Costs - General Construction
Prospectra Contract Flooring	(\$94,837.55)	Flooring Costs
Queen City Glass Co.	(\$8,763.00)	Construction Costs - Glazing
Ruhnau Clarke Architects	(\$17,568.47)	Architect Fees
Sandy Pringle Associates, Inc.	(\$31,042.00)	Inspector of Record
Southcoast Acoustical Interiors, Inc	(\$12,259.02)	Construction Costs - Ceilings
Spec Construction Co., Inc.	(\$724,052.95)	Construction Costs - Hardscape



MEASURE O - GROUP C Expenditure Backup From 7/28/2022 to 10/31/2022

Project: 114-9776 - Fremont Elementary School - Modernization		
Vendor	Expenditure	Description
Stolo Cabinets, Inc.	(\$104,279.40)	Construction Costs - Casework
T3 Contractors Corp.	\$0.00	Construction Costs - Demolition
Tao Rossini, A Professional Corporation	\$0.00	Legal Consulting Services
Technet Partners Inc.	\$0.00	Technology/Network
Tomahawk Builders, Inc.	(\$10,761.00)	Construction Costs - Framing
Westland Mechanical	(\$72,650.65)	Construction Costs - HVAC
<b>Project Total:</b>	<b>(\$2,642,148.09)</b>	<b>114-9776 - Fremont Elementary School - Modernization</b>
Project: 136-9772 - Longfellow Elementary School - New Construction		
Vendor	Expenditure	Description
DLR Group, Inc.	(\$5,499.23)	Architect Fees
Overland, Pacific & Cutler LLC	\$0.00	Property Management Services
Perez & Associates	(\$3,300.00)	Appraisal
Placeworks	\$0.00	Environmental/CEQA
<b>Project Total:</b>	<b>(\$8,799.23)</b>	<b>136-9772 - Longfellow Elementary School - New Construction</b>
Project: 136-9776 - Longfellow Elementary School - Modernization		
Vendor	Expenditure	Description
Bentley Mills Inc.	\$0.00	Construction Costs - Carpeting
Bogh Engineering Inc.	(\$313,632.95)	Construction Costs - Concrete
Burgess Moving And Storage Company	(\$7,810.00)	Moving Costs
CLM Professional Services, Inc.	(\$2,000.00)	Construction Costs - SWPPP & Compliance
California Department Of Ed	\$0.00	Plan Check Fees
Cardinal Environmental Consultants, Inc.	(\$1,711.00)	Construction Costs - Hazmat
DLR Group, Inc.	(\$14,069.74)	Architect Fees
Empyrean Plumbing, Inc.	(\$164,554.26)	Construction Costs - Plumbing
F.E.C. Electric	(\$278,608.00)	Construction Costs - Electric
First Construction Services, Inc.	(\$30,832.00)	Inspector of Record
Gafcon, Inc.	(\$1,660.00)	Labor Compliance
Integrated Demolition and Remediation Inc.	(\$68,626.25)	Construction Contractor
K & Z Cabinet Co., Inc.	(\$32,965.80)	Construction Costs - Casework
KI, Pallas Textiles, OEI	(\$68,757.58)	Furniture and Equipment
Lakeshore Learning Materials	\$0.00	Materials and Supplies - Carpet

## MEASURE O - GROUP C Expenditure Backup From 7/28/2022 to 10/31/2022

Project: 136-9776 - Longfellow Elementary School - Modernization		
Vendor	Expenditure	Description
Letner Roofing Co.	(\$48,313.38)	Construction Costs - Roofing
Marina Landscape, Inc.	(\$23,195.00)	Construction Costs - Landscaping
McKernan Inc.	(\$133,419.55)	Construction Costs - Doors/Glazing
Miracle Recreation Equipment	\$0.00	Furniture & Equipment
Neff Construction, Inc.	(\$119,604.64)	Construction Management
Office & Ergonomic Solutions, Inc	\$0.00	Furniture and Equipment
Painting And Decor, Inc.	(\$94,442.35)	Construction Costs - Painting
Progressive Surface Solutions, LLC	\$0.00	Construction Contractor - Floor Coverings
Rite-Way Roof Corporation	(\$198,292.12)	Construction Costs - Roofing
Silver Creek Industries, Inc.	\$0.00	Construction Costs - Modular Structure
Southwest Site Services	\$0.00	Fencing Costs
TGR Geotechnical, Inc.	\$0.00	Lab of Record
Tao Rossini, A Professional Corporation	\$0.00	Legal Consulting Services
<b>Project Total:</b>	<b>(\$1,602,494.62)</b>	<b>136-9776 - Longfellow Elementary School - Modernization</b>
Project: 260-9772 - University Middle School - New Construction		
Vendor	Expenditure	Description
Beltmann Relocation Group	\$0.00	Moving and Storage
<b>Project Total:</b>	<b>\$0.00</b>	<b>260-9772 - University Middle School - New Construction</b>
Project: 260-9776 - University Middle School - Modernization		
Vendor	Expenditure	Description
Beltmann Relocation Group	(\$2,605.00)	Moving and Storage
CORE Contracting, Inc.	(\$323,184.58)	General Contractor
Cardinal Environmental Consultants, Inc.	\$0.00	Construction Costs - Hazmat
Crew, Inc.	(\$146,784.70)	Construction Costs - Earthworks/Site Clearing
D&M Painting, Inc.	(\$3,244.50)	Construction Costs - Painting
Erickson-Hall Construction Co.	(\$234,000.00)	Construction Management
Fusion Sign And Design, Inc.	\$0.00	Construction Costs - Signage
Gafcon, Inc.	(\$823.50)	Labor Compliance
Go Architects, Inc.	(\$36,834.28)	Architects Fees
KCB Towers, Inc.	(\$70,339.28)	Construction Costs - Fire Alarms
Koury Engineering & Testing, Inc.	(\$16,361.50)	Construction Costs - Engineering

## MEASURE O - GROUP C Expenditure Backup From 7/28/2022 to 10/31/2022

Project: 260-9776 - University Middle School - Modernization		
Vendor	Expenditure	Description
Marina Landscape, Inc.	(\$130,859.50)	Construction Costs - Landscaping
SWPPP CAL	(\$4,225.00)	Other Construction Costs/Stormwater Management
Southland Inspections, Inc.	(\$48,400.00)	Inspector of Record
<b>Project Total:</b>	<b>(\$1,017,661.84)</b>	<b>260-9776 - University Middle School - Modernization</b>
Project: 310-9772 - Arlington High School - New Construction		
Vendor	Expenditure	Description
Ruhnau Clarke Architects	(\$18,176.00)	Architect Fees
<b>Project Total:</b>	<b>(\$18,176.00)</b>	<b>310-9772 - Arlington High School - New Construction</b>
Project: 310-9776 - Arlington High School - Modernization		
Vendor	Expenditure	Description
Department of General Services	\$0.00	Plan Check Fees
Design West Engineering, Inc.	(\$945.00)	Construction Costs - Mechanical Engineer
First Construction Services, Inc.	\$0.00	Inspector of Record
Gafcon, Inc.	(\$1,370.50)	Labor Compliance
Inland Empire Landscape, Inc.	(\$13,842.82)	Construction Costs - Landscaping
Nexus IS, Inc.	\$0.00	Furniture & Equipment
Office & Ergonomic Solutions, Inc	(\$2,331.73)	Furniture and Equipment
Rc Construction, Inc.	\$0.00	Construction Costs - Concrete
Ruhnau Clarke Architects	(\$24,982.00)	Architect Fees
Technet Partners Inc.	\$0.00	Technology/Network
Tilden-Coil Constructors	(\$140,531.00)	Construction Management
Valley Industrial Mechanical	\$0.00	Construction Costs - Plumbing
<b>Project Total:</b>	<b>(\$184,003.05)</b>	<b>310-9776 - Arlington High School - Modernization</b>
<b>Grand Total:</b>	<b>(\$5,511,959.46)</b>	<b>Riverside Unified School District</b>



**Measure O ALL OTHER  
Project Groups  
Expenditure Backup**



MEASURE O - GROUPS D, E, F, H & EXPANDED Projects Expenditure Backup From 7/28/2022 to 10/31/2022

Project: 105-9772 - Highgrove II Neighborhood School - New Construction		
Vendor	Expenditure	Description
Ruhnau Clarke Architects	(\$93,437.50)	Architect Fees
<b>Project Total:</b>	<b>(\$93,437.50)</b>	<b>105-9772 - Highgrove II Neighborhood School - New Construction</b>
Project: 330-9772 - North High School - New Construction		
Vendor	Expenditure	Description
Division Of The State Architect	(\$259,840.93)	Plan Check Fees
Placeworks	\$0.00	Environmental/CEQA
<b>Project Total:</b>	<b>(\$259,840.93)</b>	<b>330-9772 - North High School - New Construction</b>
Project: 330-9776 - North High School - Modernization		
Vendor	Expenditure	Description
Go Architects, Inc.	(\$210,675.12)	Architects Fees
Placeworks	(\$17,821.09)	Environmental/CEQA
Southern California News Group	\$0.00	Advertising
Stephen F. Andresen	\$0.00	Arborist
TGR Geotechnical, Inc.	(\$11,900.00)	Lab of Record
Tilden-Coil Constructors	(\$53,655.28)	Construction Management
<b>Project Total:</b>	<b>(\$294,051.49)</b>	<b>330-9776 - North High School - Modernization</b>
Project: 360-9772 - STEM Education Center		
Vendor	Expenditure	Description
Placeworks	(\$2,789.70)	Environmental/CEQA
Ruhnau Clarke Architects	\$0.00	Architect Fees
Tao Rossini, A Professional Corporation	(\$21,126.75)	Legal Consulting Services
UCR Regents	(\$26,954.29)	Environmental/GEQA
<b>Project Total:</b>	<b>(\$50,870.74)</b>	<b>360-9772 - STEM Education Center</b>
Project: 612-0000 - Facilities Projects - Undistributed		
Vendor	Expenditure	Description
California Financial Services	(\$25,500.00)	Project/Fund Tracking, Strategic Cash Flow Planning, COC Reports
Colbi Technologies, Inc.	(\$82,025.00)	Project/Fund Tracking Software
Cordoba Corporation	(\$28,177.04)	Project Management
Nigro & Nigro	\$2,500.00	Measure O Performance & Financial Audit

MEASURE O - GROUPS D, E, F, H & EXPANDED Projects Expenditure Backup From 7/28/2022 to 10/31/2022

Project: 612-0000 - Facilities Projects - Undistributed		
Vendor	Expenditure	Description
PQBids, Inc.	\$0.00	Bid Prequalification
Tao Rossini, A Professional Corporation	\$0.00	Legal Consulting Services
<b>Project Total:</b>	<b>(\$133,202.04)</b>	<b>612-0000 - Facilities Projects - Undistributed</b>
Project: 612-9776 - Facilities Projects - Modernization		
Vendor	Expenditure	Description
B Safe Playground Inspection Services Inc	\$0.00	Inspection Services
<b>Project Total:</b>	<b>\$0.00</b>	<b>612-9776 - Facilities Projects - Modernization</b>
Project: 721-9772 - Casa Blanca - New Construction		
Vendor	Expenditure	Description
Atkinson, Andelson, Loya, Ruud &	(\$886.57)	Legal Costs
Division Of The State Architect	(\$319,123.75)	Plan Check Fees
FUSCOE Engineering Inc.	(\$3,000.00)	Topographic Survey
Go Architects, Inc.	\$0.00	Architects Fees
Linscott, Law & Greenspan Engineers	(\$1,080.00)	Traffic Study/CEQA
Oxbridge Development Inc.	\$0.00	Realtor
Riverside, City Of	(\$4,500.00)	Permits & Fees
Riverside, County Of	(\$2,000.00)	Permits & Fees
<b>Project Total:</b>	<b>(\$330,590.32)</b>	<b>721-9772 - Casa Blanca - New Construction</b>
Project: 722-9772 - Eastside - New Construction		
Vendor	Expenditure	Description
Atkinson, Andelson, Loya, Ruud &	(\$7,876.98)	Legal Costs
Cardinal Environmental Consultants, Inc.	(\$1,711.00)	Construction Costs - Hazmat
PBK Architects, Inc.	(\$10,062.50)	Architect Fees
Placeworks	(\$1,056.45)	Environmental/CEQA
Riverside County Assessor/Clerk Recorder	(\$250.00)	County Recording
Southwest Site Services	\$0.00	Fencing Costs
<b>Project Total:</b>	<b>(\$20,956.93)</b>	<b>722-9772 - Eastside - New Construction</b>
<b>Grand Total:</b>	<b>(\$1,182,949.95)</b>	<b>Riverside Unified School District</b>