Westside Community Schools

FACILITIES MASTER PLAN PHASE II IMPLEMENTATION

Monthly Report – April 2024

PROJECT ADVOCATES

Your Project. Our Passion.

Westside Community Schools Facilities Master Plan Bond Phase II

Status of Projects by Phase – April 2024

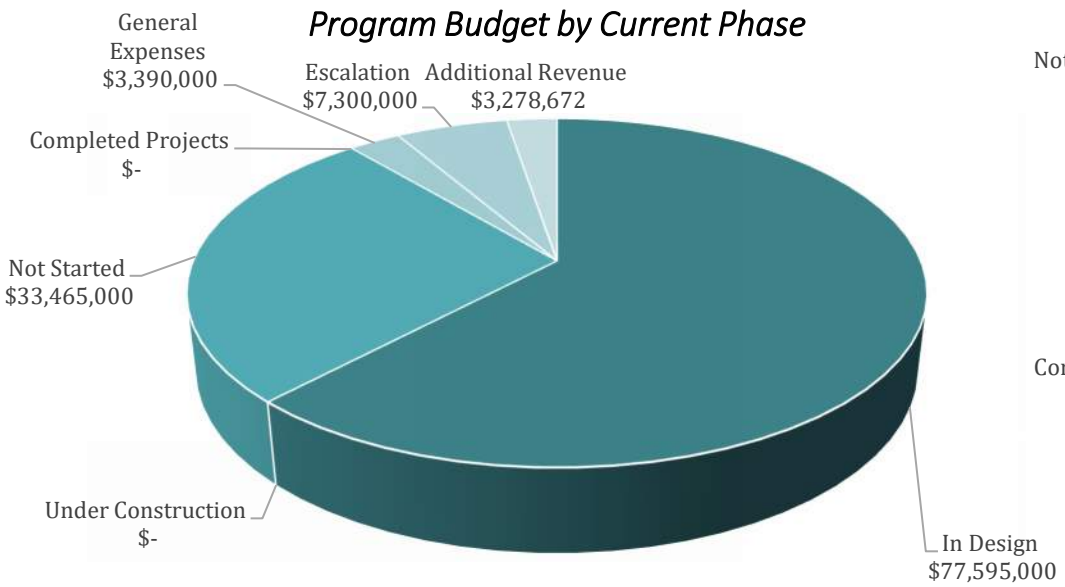

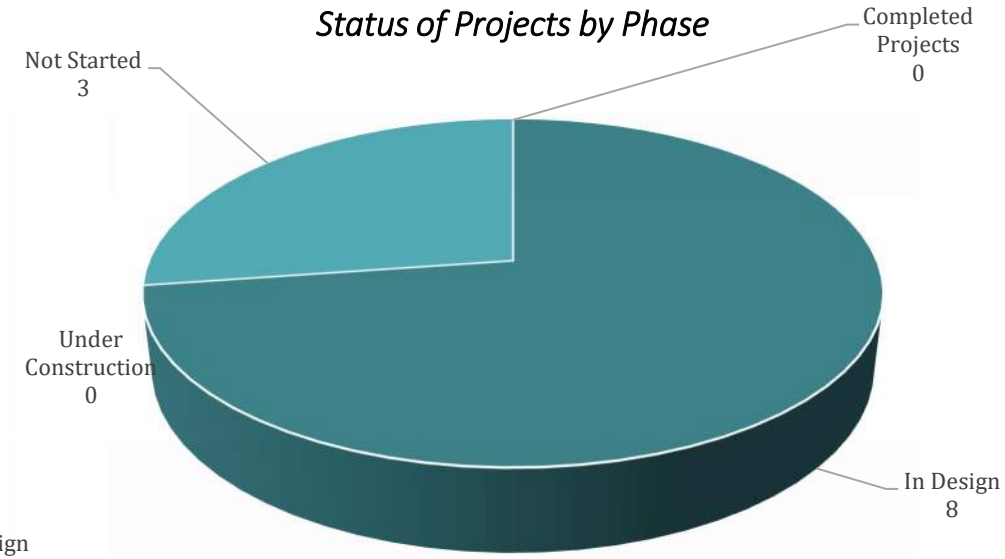

Project Phase	# of Projects	Overall Budget**	Committed Budget	% Committed
In Design	8	$77,595,000	$18,293,443	23.6%
Under Construction	0	$-	$-	0%
Not Started	3	$33,465,000	$421,210	1.3%
Completed Projects	0	$-	$-	0%
General Expenses	0	$3,390,000	$3,031,386	89.4%
Escalation	0	$7,300,000	$-	0.0%
Additional Revenue	0	$3,278,672	$1,034,255	31.5%
TOTAL	**11***	**$125,028,672**	**$22,780,294**	**18.2%**

*Total number of projects increased from 10 to 11 with the addition of the Security Project.
**Overall budget will increase each month with the accrual of Bond Interest.

Westside Community Schools Facilities Master Plan Bond Phase II

Status of Overall Program Budget – April 2024

Overall Budget

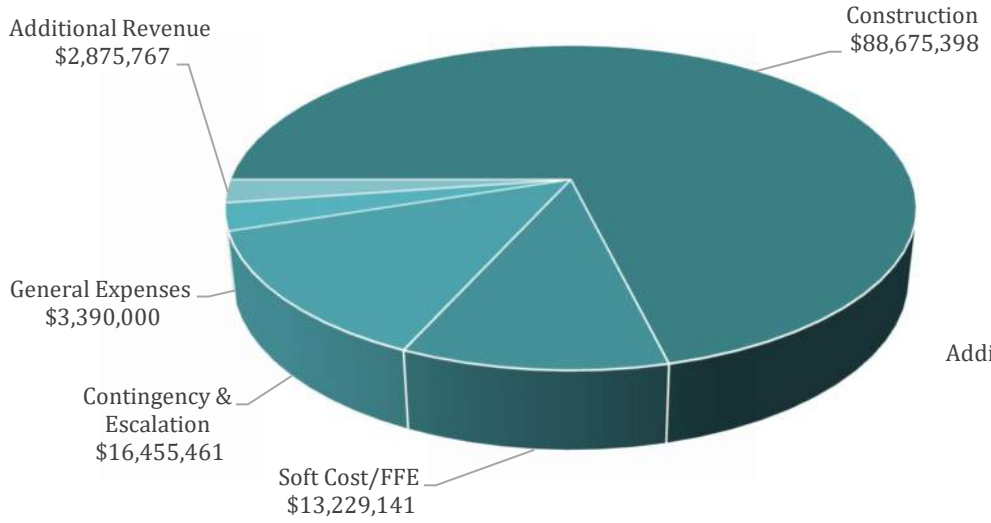

Committed Cost

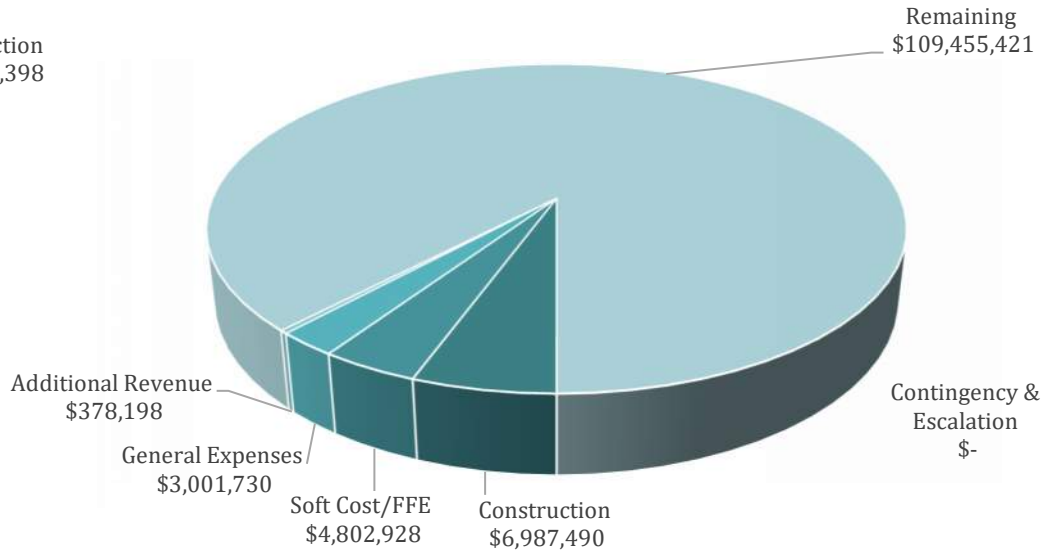

Overall Program Budget Categories	Overall Budget	Committed Cost	% Committed
Construction	$89,375,398	$13,295,968	14.9%
Soft Cost/FFE	$13,229,141	$5,418,685	41.0%
Contingency & Escalation	$15,755,461	$-	0.0%
General Expenses	$3,390,000	$3,031,386	89.4%
Additional Revenue	$3,278,672	$1,034,255	0.0%
TOTAL	**$125,028,672**	**$22,780,294**	**18.2%**

OVERALL BOND PROGRAM

Summary:
The BOE commissioned an assessment of district facilities in May 2013. This assessment was completed and presented to the BOE in May 2014. The District created a community Task Force to prioritize the projects for Phase II of the Master Plan in 2022. In May 2023, the Westside Community approved a $121.0 million bond issue with a 63% majority vote. Project Advocates was hired by the District to provide program management services for the implementation of Phase II of the Facilities Master Plan. The value of the work associated with Phase II is $121.0 million, with the work being completed from FY 2023 through FY 2028. The funds from Phase II will be used to complete new elementary schools at Hillside, Westgate, and Loveland. The funds will also be used for an expanded eating area and infrastructure needs at the middle school and high school; master planning, new gym/storm shelter for Rockbrook and Paddock Road elementary schools; new mechanical and building envelope at Westbrook elementary school; ADA and mechanical updates at the district office; infrastructure improvements at Underwood Hills.

OVERALL BOND	BUDGET	PROJECTED COST	COMMITTED COST	PAID TO DATE
ABC Building	$2,775,000	$2,775,000	$2,644,140	$144,102
WHS	$13,580,000	$13,580,000	$3,609,270	$515,825
Hillside	$26,190,000	$26,190,000	$3,958,229	$836,964
Loveland	$23,280,000	$23,280,000	$96,960	$-
WMS	$5,200,000	$5,200,000	$4,917,864	$265,570
Paddock Road	$3,395,000	$3,395,000	$278,700	$-
Rockbrook	$3,395,000	$3,395,000	$253,870	$-
Underwood Hills	$970,000	$970,000	$-	$-
Westbrook	$9,215,000	$9,215,000	$324,250	$23,859
Westgate	$22,310,000	$22,310,000	$2,381,316	$389,472
Security Project	$750,000	$750,000	$250,054	$98,124
General Expenses	$3,390,000	$3,389,999	$3,031,386	$487,436
Escalation	$7,300,000	$7,300,000	$-	$-
Additional Revenue	$3,278,672	$3,278,673	$1,034,255	$378,198
Total	**$125,028,672**	**$125,028,672**	**$22,780,294**	**$3,139,550**

Community Comments

Community meetings for Hillside, Westgate, the Middle School, Rockbrook, and Paddock Road have been scheduled.
Rockbrook - - May 7, 2024 at 6:00 PM
Westgate – May 8, 2024 at 6:00 PM
Paddock Road – May 16, 2024 at 6:00 PM
Hillside – May 15, 2024 at 6:00 PM
WMS – May 22, 2024 at 6:00 PM

Project Updates

- GMP amendments for ABC and WMS projects are on progress.
- Hillside Design updates reviewed with the BOE on April 22, 2024.
- Westgate Construction documents were issued and are being bid.
- Westside High School restroom renovation planning is ongoing.
- Westside High School Cafeteria and Locker room Design Development plans were approved by the BOE on April 22, 2024.
- Paddock Road and Rockbrook design contracts were approved by the BOE on April 22, 2024.

HILLSIDE ELEMENTARY

Summary:

Based upon a facilities task force that was completed in December of 2022, Hillside Elementary will be replaced by a new three-section school located on the same site as the current Hillside Elementary School (7500 Western Avenue, Omaha NE, 68114). The current Hillside Elementary School will be decommissioned and razed after the completion of the new school.

This new school will be approximately 64,700 sf and incorporate historical attributes and/or materials from the existing elementary school. It will include: a separate cafeteria and gymnasium, dedicated elective classroom space, improved drop off and pick up access, upgraded security and entrance vestibules, improved ADA access, and the construction of FEMA-rated storm shelters. The new elementary school will need to be designed to allow project-based learning areas. It must also provide a safe, healthy, and secure environment for educators, learners, and staff.

Project Updates

- APMA presented design updates to the BOE on April 22, 2024. Updates included brick revisions and learning common finish revisions.
- APMA issued an early site grading, structure and utility plan and Boyd Jones is currently accepting subcontractor bids through May 2, 2024.
- Full construction documents are scheduled for June 2024.

Community Comments

- Community meeting scheduled for May 15, 2024.
- Pickup and drop off currently causes issues on Western Ave.
- The mature trees on the south end of the property are desired to remain.

Project Milestones

- Design completion – April 2024/June 2024
- Start construction – May 2024
- Complete new school – December 2025
- Move into new school – January 2026
- Raze old school – June 2026

	BUDGET	PROJECTED COST	COMMITTED COST
Construction	$21,021,650	$22,000,372	$2,290,487
Soft Cost/FFE	$3,257,165	$3,229,665	$1,667,742
Contingency	$1,911,185	$959,963	$-
PROJECT TOTAL	$26,190,000	$26,190,000	$3,958,229

GENERAL INFORMATION

Architect:	APMA
Construction Manager:	Boyd Jones
Project Phase:	In Design

Westside Community Schools

PROJECT ADVOCATES
Your Project. Our Passion.

WESTGATE ELEMENTARY

Summary:

Based upon a facilities task force that was completed in December of 2022, Westgate Elementary will be replaced by a new two-section school located on the same site as the current Westgate Elementary School (7802 Hascall Street, Omaha NE, 68124). The current Westgate Elementary School will be decommissioned and razed after the completion of the new school.

This new school will be approximately 54,500 sf and incorporate historical attributes and/or materials from the existing elementary school. It will include: a separate cafeteria and gymnasium, dedicated elective classroom space, improved drop off and pick up access, upgraded security and entrance vestibules, improved ADA access, and the construction of FEMA-rated storm shelters. The new elementary school will need to be designed to allow project-based learning areas. It must also provide a safe, healthy, and secure environment for educators, learners, and staff.

Project Updates

- TACK issued early civil plans for grading in April 2024 and Vrana collected bids. An Authorization to proceed with early release package to be approved by the District in May, 2024.
- TACK issued construction documents April 24, 2024. Vrana published an invitation for bidders on April 25, 2024. Bids will be accepted through May 22, 2024.
- Coordination with relocation of the food pantry, clothing closet, and transitional services is ongoing.
- A preconstruction DAC meeting was held on May 1, 2024.
- Existing trees within the new building will be removed in mid-May.

Community Comments

- Community meeting scheduled for May 8, 2024.
- Traffic concerns on Hascall Street.
- Desire to retain the mature trees on the site.
- Desire to retain the building cornerstone.

Project Milestones

- Design completion – April 2024
- Start construction – May 2024
- Complete new school – December 2025
- Move into new school – January 2026
- Raze old school – June 2026

	BUDGET	PROJECTED COST	COMMITTED COST
Construction	$17,717,374	$18,200,000	$730,175
Soft Cost/FFE	$2,541,738	$2,480,784	$1,651,141
Contingency	$2,050,888	$1,629,216	$-
PROJECT TOTAL	$22,310,000	$22,310,000	$2,381,316

GENERAL INFORMATION

Architect:	TACK Architects
Construction Manager:	Vrana
Project Phase:	Preconstruction

Westside Community Schools

PROJECT ADVOCATES
Your Project. Our Passion.

WESTSIDE MIDDLE SCHOOL

Summary:

Based upon a facilities task force that was completed in December of 2022, Westside Middle School will be renovated to expand the cafeteria and upgrade the mechanical systems in those spaces.

Students will remain in the facility during the addition and renovation.

The expansion will expand the seating capacity from 250 to ~375 students and will enhance natural light and views into the space. Existing energy systems and utilities will be modified as required for the cafeteria expansion.

Project Updates

- Hausmann has prepared the GMP amendment for approval in May 2024.
- Site laydown coordination continued with Hausmann and the school.

Community Comments

- Community meeting scheduled for May 22, 2024.
- Review possibility of outdoor space for students.

Project Milestones

- Design completion – April 2024
- Start construction – May 2024
- Complete addition and renovation – May 2025

	BUDGET	PROJECTED COST	COMMITTED COST
Construction	$4,350,000	$4,440,652	$4,440,652
Soft Cost/FFE	$550,000	$627,520	$477,212
Contingency	$300,000	$131,828	$-
PROJECT TOTAL	$5,200,000	$5,200,000	$4,917,864

GENERAL INFORMATION

Architect:	BVH
Construction Manager:	Hausmann
Project Phase:	In Design

Westside Community Schools

PROJECT ADVOCATES
Your Project. Our Passion.

ABC BUILDING

Summary:

Based upon a facilities task force that was completed in December of 2022, the ABC Building will be renovated to provide vertical circulation and upgrade the mechanical systems.

Staff will remain in the facility during the addition and renovation.

Project Updates

- Construction documents were issued March 21, 2024.
- Hausmann has prepared the GMP amendment for approval in May 2024.
- Hausmann has progressed phasing plans to be reviewed with the District.

Community Comments

Project Milestones

- Design completion – April 2024
- Start construction – May 2024
- Complete addition and renovation – December 2024

	BUDGET	PROJECTED COST	COMMITTED COST
Construction	$2,350,000	$2,423,238	$2,423,238
Soft Cost/FFE	$250,000	$266,500	$220,902
Contingency	$175,000	$85,262	$-
PROJECT TOTAL	$2,775,000	$2,775,000	$2,644,140

GENERAL INFORMATION

Architect:	BCDM
Construction Manager:	Hausmann
Project Phase:	In Design

Westside Community Schools

PROJECT ADVOCATES
Your Project. Our Passion.

WESTSIDE HIGH SCHOOL

Summary:

Based upon a facilities task force that was completed in December of 2022, the Westside High School Building will be renovated to expand the cafeteria and upgrade plumbing systems. The expansion will expand the seating capacity to 550 students and will improve serving area flow. The new space will provide diversity in seating choices. Bathroom remodels will include new waste and vent piping and new bathroom configuration.

Students will remain in the facility during the addition and renovation. Renovations are being planned over the summer months. The bond work will be split into two projects to align with the high school foundation project. One project will be the bathroom renovations and this work is scheduled to occur during the summers of 2024 and 2025. The second project will include the locker room renovations and cafeteria expansion. This project is scheduled to start in the summer of 2026.

Project Updates

- General Contractor bids were received by the District on March 13, 2024 and 7er Construction was awarded the project.
- Design Development plans for the cafeteria and locker room project were approved by the BOE on April 22, 2024.

Community Comments

- Maintain exterior views in the cafeteria.
- Enhance cafeteria traffic flow.
- Provide a variety of seating options.

Project Milestones

- Design completion – April 2024
- Start construction – May 2024
- Summer construction projects in 2024, 2025, 2026, and 2027

	BUDGET	PROJECTED COST	COMMITTED COST
Construction	$11,200,000	$11,200,000	$2,940,183
Soft Cost/FFE	$1,620,000	$1,620,000	$669,087
Contingency	$760,000	$760,000	$-
PROJECT TOTAL	$13,580,000	$13,580,000	$3,609,270

GENERAL INFORMATION

Architect:	BVH
General Contractor*:	7er Construction
Project Phase:	Preconstruction

*General Contractor is for the Restroom portion of the project only. Locker rooms and Cafeteria remodel to have a separate contract.

WESTBROOK ELEMENTARY SCHOOL

Summary:

Based upon a facilities task force that was completed in December of 2022, the Westbrook Elementary School will be renovated. The renovations will include ne window system and HVAC upgrades.

The Westbrook chiller will need to be replaced prior to the rest of the bond work as it is no longer fully functioning.

Project Updates

- Chiller replacement contract was executed. Work to be done in summer of 2024.
- Equipment has been ordered and is expected in early July 2024.
- The design Request for Qualifications for the scheduled bond work was issued on April 1, 2024. Interviews with design firms are scheduled for May 8, 2024.

Community Comments

Project Milestones

- Chiller Replacement – Summer of 2024
- Design completion – Spring of 2025
- Start construction – Spring of 2025

	BUDGET	PROJECTED COST	COMMITTED COST
Construction	$7,600,000	$7,600,000	$296,500
Soft Cost/FFE	$860,000	$860,000	$27,750
Contingency	$755,000	$755,000	$-
PROJECT TOTAL	$9,215,000	$9,215,000	$324,250

GENERAL INFORMATION

Architect:	TBD
Construction Manager:	TBD
Project Phase:	Not Started

Westside Community Schools

PROJECT ADVOCATES
Your Project. Our Passion.

PADDOCK ROAD ELEMENTARY SCHOOL

Summary:

Based upon a facilities task force that was completed in December 2022, the Paddock Road Elementary School will have and addition to the facility. The addition will include a gymnasium, two early child classrooms, and a storm shelter. A Campus Master plan will be developed in Phase II for the future Phase III improvements. The future Phase III improvements will utilize the addition being completed in Phase II.

Project Updates

- Design interviews occurred on April 9, 2024. Leo A. Daly was selected as the Architect for the project.
- The design contract was approved by the BOE on April 22, 2024.
- A DAC kickoff meeting is scheduled for May 6, 2024.
- A Community meeting is scheduled for May 16, 2024.

Community Comments

- Community meeting scheduled for May 16, 2024.

Project Milestones

- Design Procurement kickoff – March 2024
- Design completion – March 2025
- Start construction – May 2025
- Complete Addition – June 2026

	BUDGET	PROJECTED COST	COMMITTED COST
Construction	$2,600,000	$2,600,000	$-
Soft Cost/FFE	$540,000	$540,000	$278,700
Contingency	$255,000	$255,000	$-
PROJECT TOTAL	$3,395,000	$3,395,000	$278,700

GENERAL INFORMATION

Architect:	Leo A. Daly
Construction Manager:	TBD
Project Phase:	In Design

Westside Community Schools

PROJECT ADVOCATES Your Project. Our Passion.

ROCKBROOK ELEMENTARY SCHOOL

Summary:
Based upon a facilities task force that was completed in December 2022, the Rockbrook Elementary School will have and addition to the facility. The addition will include a gymnasium, two early child classrooms, and a storm shelter. A Campus Master plan will be developed in Phase II for the future Phase III improvements. The future Phase III improvements will utilize the addition being completed in Phase II.

Project Updates

- Design interviews occurred on April 10, 2024. BVH Architecture was selected as the Architect for the project.
- The design contract was approved by the BOE on April 22, 2024.
- A DAC kickoff meeting is scheduled for May 1, 2024.
- A Community meeting is scheduled for May 7, 2024.

Community Comments

- Community meeting scheduled for May 7, 2024.

Project Milestones

- Design Procurement kickoff – March 2024
- Design completion – March 2025
- Start construction – May 2025
- Complete Addition – June 2026

	BUDGET	PROJECTED COST	COMMITTED COST
Construction	$2,600,000	$2,600,000	$-
Soft Cost/FFE	$540,000	$540,000	$253,870
Contingency	$255,000	$255,000	$-
PROJECT TOTAL	$3,395,000	$3,395,000	$253,870

GENERAL INFORMATION

Architect:	BVH
Construction Manager:	TBD
Project Phase:	In Design

Westside Community Schools

PROJECT ADVOCATES
Your Project. Our Passion.

SECURITY ENHANCEMENT PROJECT

Summary:
Westside Community School District engaged a Design Advisory Committee (DAC) made up of administration, teachers, and community members to review District facilities regarding physical safety and security and provide design recommendations. Morrissey Engineering was hired in the fall of 2023 to review and update the District's security assessment completed in Bond Phase I. The Assessment made District wide recommendations that were reviewed by the DAC. The security enhancement project will be funded by the interest generated from the bond issuance.

Project Updates

- Security film contract with Window Optics was approved by the BOE on April 8, 2024.
- Westside High school Public Address enhancements were completed in April 2024.
- West Campus new Public Address system has been ordered and schedule to be installed in June 2024.

Community Comments

Project Milestones

- Design technology solutions – April 2024 to May 2024
- Install recommendations – June 2024 to August 2024

	BUDGET	PROJECTED COST	COMMITTED COST
Construction	$419,000	$425,575	$174,733
Soft Cost/FFE	$318,500	$311,925	$75,321
Contingency	$12,500	$12,500	$-
PROJECT TOTAL	$750,000	$750,000	$250,054

GENERAL INFORMATION

Architect: TBD
Construction Manager: TBD
Project Phase: Design/Procurement

PROJECT ADVOCATES
Your Project. Our Passion.

Westside Community Schools

Bond Phase II Project Status

Westside Community Schools

Project	Design					Construction					
	Design Procurement	Concept	Schematic	Design Development	Construction Documents	Contractor Procurement	Bidding	Construction	Sitework	Closeout	11 month Warranty
Hillside Elementary School	COMPLETE	COMPLETE	COMPLETE	COMPLETE	IN PROGRESS	COMPLETE	IN PROGRESS	FUTURE	FUTURE	FUTURE	FUTURE
Westgate Elementary School	COMPLETE	COMPLETE	COMPLETE	COMPLETE	IN PROGRESS	COMPLETE	IN PROGRESS	FUTURE	FUTURE	FUTURE	FUTURE
Westside Middle School Cafeteria Expansion	COMPLETE	COMPLETE	COMPLETE	COMPLETE	COMPLETE	COMPLETE	COMPLETE	IN PROGRESS	FUTURE	FUTURE	FUTURE
ABC Building Renovations	COMPLETE	COMPLETE	COMPLETE	COMPLETE	COMPLETE	COMPLETE	COMPLETE	IN PROGRESS	FUTURE	FUTURE	FUTURE
Westside High School											
Bathroom Renovations	COMPLETE	COMPLETE	COMPLETE	COMPLETE	COMPLETE	COMPLETE	COMPLETE	IN PROGRESS	FUTURE	FUTURE	FUTURE
Locker Room Renovations	COMPLETE	COMPLETE	COMPLETE	COMPLETE	IN PROGRESS	FUTURE	FUTURE	FUTURE	FUTURE	FUTURE	FUTURE
Cafeteria Expansion	COMPLETE	COMPLETE	COMPLETE	COMPLETE	IN PROGRESS	FUTURE	FUTURE	FUTURE	FUTURE	FUTURE	FUTURE
Foundation Project (NON BOND)	COMPLETE	COMPLETE	COMPLETE	COMPLETE	COMPLETE	COMPLETE	IN PROGRESS	IN PROGRESS	FUTURE	FUTURE	FUTURE
Westbrook Elementary School Façade and HVAC Replacement	IN PROGRESS	FUTURE	FUTURE	FUTURE	FUTURE	FUTURE	FUTURE	FUTURE	FUTURE	FUTURE	FUTURE
Paddock Road Elementary School Gym & ECC	COMPLETE	IN PROGRESS	FUTURE	FUTURE	FUTURE	FUTURE	FUTURE	FUTURE	FUTURE	FUTURE	FUTURE
Rockbrook Road Elementary School Gym & ECC	COMPLETE	IN PROGRESS	FUTURE	FUTURE	FUTURE	FUTURE	FUTURE	FUTURE	FUTURE	FUTURE	FUTURE
Underwood Hills Infrastructure upgrades	IN PROGRESS	FUTURE	FUTURE	FUTURE	FUTURE	FUTURE	FUTURE	FUTURE	FUTURE	FUTURE	FUTURE
Loveland Elementary School	FUTURE	FUTURE	FUTURE	FUTURE	FUTURE	FUTURE	FUTURE	FUTURE	FUTURE	FUTURE	FUTURE

COMPLETE

IN PROGRESS

FUTURE

PROJECT ADVOCATES
Your Project. Our Passion.

Westside Community Schools

Master Project Summary Dates

Westside Community Schools

Project	DESIGN PROCESS									CMR PROCESS								BOE	
	Design RFP Issued	Prepropsal Meeting	RFP Due	Architect Shortlist	Architect Interviews	Architect Contract BOE Approval	BOE Concept *Approval*	BOE SD *Update*	BOE DD *Approval*	BOE CMR process *Approval*	District Issue CMR RFQ	RFQ Due	CMR Short list meeting	CMR Interviews	CMR Selection	CMR Contract BOE *Approval*	GMP BOE *Approval*	Architect shortlist / Interview	CMR Shortlist / Interview
Hillside	05/10/23	05/17/23	06/08/23	06/09/23	06/14/23	07/17/23	10/17/23	12/11/23	03/04/24	11/20/23	12/04/23	01/10/24	01/12/24	01/19/23	01/24/24	02/05/24	07/15/24	MVG / DB	SR/MVG
Westgate	05/10/23	05/17/23	06/08/23	06/12/23	06/15/23	07/17/23	10/02/23	11/06/23	02/20/24	10/17/23	10/30/23	11/30/23	12/04/23	12/08/23	12/08/23	01/16/24	06/10/24	MVG / DB	AY/AY
WMS	06/12/23	06/20/23	07/11/23	07/13/23	07/24/23	08/07/23	10/17/23	10/17/2023**	01/16/24	11/06/23	11/07/23	12/08/23	12/12/23	12/19/23	12/22/23	01/16/24	05/20/24	KK / MVG	KK / MVG
ABC	06/12/23	06/20/23	07/11/23	07/13/23	07/27/23	08/07/23	11/06/23	11/6/2023**	02/05/24	11/06/23	11/07/23	12/08/23	12/13/23	12/20/23	12/22/23	01/16/24	05/20/24	KK / AY	MVG / KK
WHS Bathrooms	07/11/23	06/18/23	08/08/23	08/15/23	08/23/23	09/05/23	11/06/23	11/6/2023**	01/16/24	HARD BID IN FEBRUARY OF 2024. AWARD MARCH 2024							03/18/24	/ MVG	
WHS Locker room and Café	07/11/23	06/18/23	08/08/23	08/15/23	08/23/23	09/05/23	01/16/24	01/16/24	04/22/24	03/15/25	03/16/25	04/16/25	04/19/25	04/23/25	04/25/25	05/01/25	09/15/25	/ MVG	TBD
Westbrook	04/01/24	04/12/24	04/26/24	04/29/24	05/08/24	05/20/24	08/12/24	10/11/24	01/09/25	09/01/24	10/12/24	11/12/24	11/15/24	11/19/24	11/21/24			SR/MVG	
Paddock Road	03/04/24	03/12/24	03/28/24	04/03/24	04/09/24	04/22/24	07/15/24	09/20/24	12/06/25	08/04/24	09/21/24	10/22/24	10/27/24	11/01/24	11/03/24			AY/AY	
Rockbrook	03/04/24	03/12/24	03/28/24	04/04/24	04/10/24	04/22/24	07/15/24	09/20/24	12/06/25	08/04/24	09/21/24	10/22/24	10/27/24	11/01/24	11/03/24			SR/DB	
Underwood Hills	05/13/24	05/14/24	05/31/24	06/03/24	06/11/24	07/15/24	10/13/24	12/12/24	02/10/25	11/02/24	12/13/24	01/13/25	01/16/25	01/20/25	01/22/25			DB/BM	
Loveland	01/04/25	01/28/25	01/28/25	01/31/25	02/04/25	02/10/25	06/01/25	08/15/25	11/25/25	08/01/25	08/19/25	09/19/25	09/23/25	09/27/25	09/29/25				
WHS Foundation Addition and Renovation								12/11/23	02/05/24	09/05/23	08/03/23	09/07/23	09/08/23	09/14/23	09/15/23	10/17/23	05/20/24		*BM / BM*

APPROVED
SCHEDULED

*All dates are tentative and subject to change based on design progress.
** Concept presentation included schematic design

BOE = Board of Education
SD = Schematic Design
DD = Design Development
CMR = Construction Manager at Risk
RFQ = Request for Qualifications
GMP = Guaranteed Maximum Price

Westside Community Schools

Bond Phase II Design/Construction Schedule

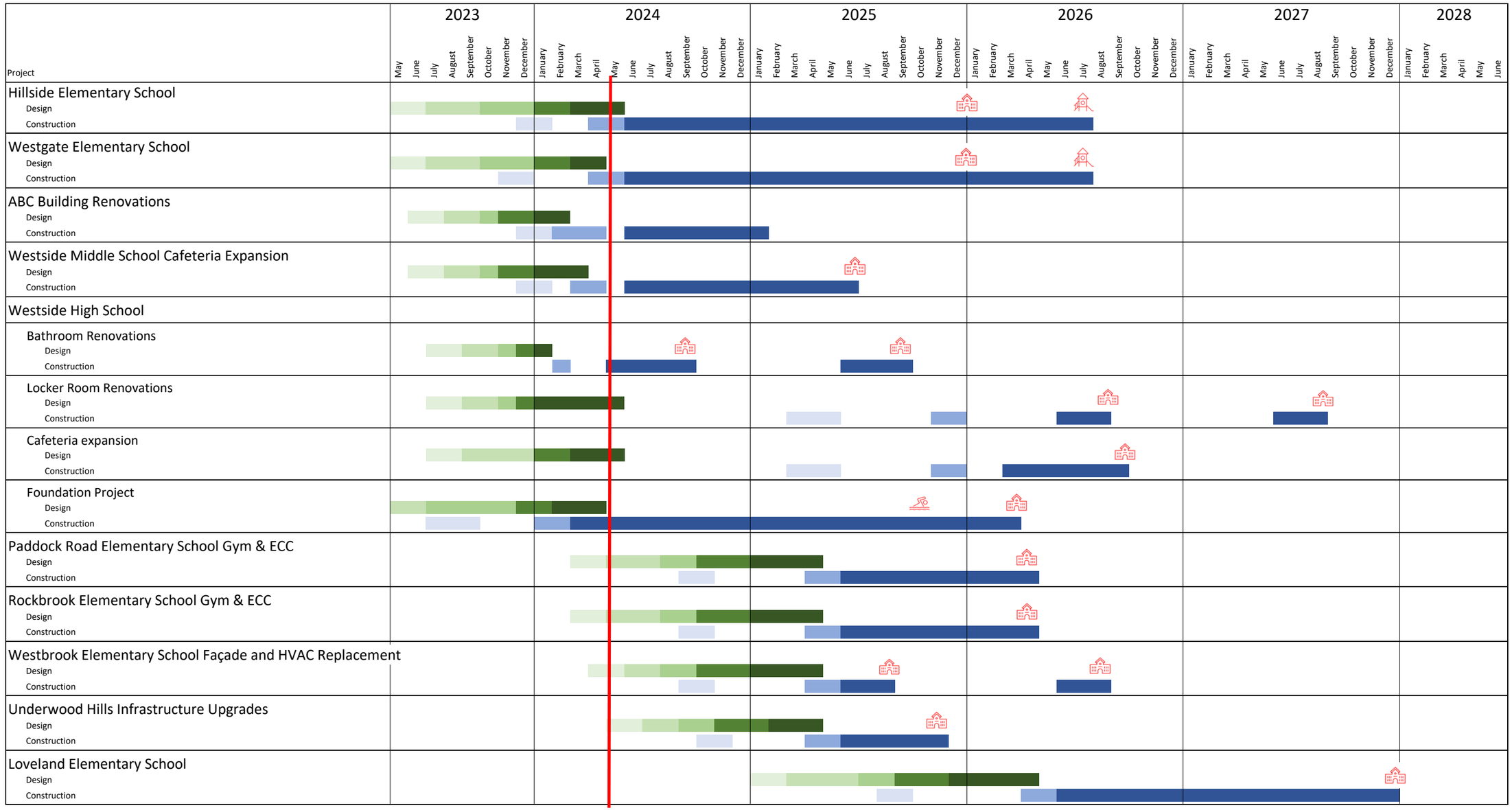

Architect Procurement	Contractor Procurement
Concept Design	Project bidding
Schematic	**Construction**
Design Development	
Construction Documents	

PROJECT ADVOCATES
Your Project. Our Passion.

COST TRACKER SUMMARY

Westside Community Schools Bond Phase 2

Project	A. Original Budget	B. Future Commitments	C. Base Contract	D. Open CORs	E. Executed Change Orders	F. Current Budget (B + C + D + E)	G. Invoiced	H. Balance Remaining (F-G)	I. Delta To Orig. Budget (F-A)
TOTAL	**$125,028,672**	**$102,248,379**	**$22,689,293**	**$0**	**$91,000**	**$125,028,672**	**$3,139,549**	**$121,889,123**	**$0**
WCS_ABC Building	$2,775,000	$130,860	$2,640,640	$0	$3,500	$2,775,000	$144,102	$2,630,898	$0
WCS_High School	$13,580,000	$9,970,730	$3,609,270	$0	$0	$13,580,000	$515,825	$13,064,175	$0
WCS_Hillside	$26,190,000	$22,231,771	$3,958,229	$0	$0	$26,190,000	$836,964	$25,353,036	$0
WCS_Loveland	$23,280,000	$23,183,040	$96,960	$0	$0	$23,280,000	$0	$23,280,000	$0
WCS_Middle School	$5,200,000	$282,136	$4,830,364	$0	$87,500	$5,200,000	$265,570	$4,934,430	$0
WCS_Miscellaneous	$13,968,672	$9,903,032	$4,065,641	$0	$0	$13,968,673	$865,634	$13,103,039	$0
WCS_Paddock Road	$3,395,000	$3,116,300	$278,700	$0	$0	$3,395,000	$0	$3,395,000	$0
WCS_Rockbrook	$3,395,000	$3,141,130	$253,870	$0	$0	$3,395,000	$0	$3,395,000	$0
WCS_Security Project	$750,000	$499,946	$250,054	$0	$0	$750,000	$98,124	$651,876	$0
WCS_Underwood Hills	$970,000	$970,000	$0	$0	$0	$970,000	$0	$970,000	$0
WCS_Westbrook	$9,215,000	$8,890,750	$324,250	$0	$0	$9,215,000	$23,859	$9,191,141	$0
WCS_Westgate	$22,310,000	$19,928,684	$2,381,316	$0	$0	$22,310,000	$389,472	$21,920,528	$0
TOTAL	**$125,028,672**	**$102,248,379**	**$22,689,293**	**$0**	**$91,000**	**$125,028,672**	**$3,139,549**	**$121,889,123**	**$0**

Includes retainage. Total payments to vendors to date = $3,138,379

PROJECT ADVOCATES
Your Project. Our Passion.

COST TRACKER

Westside Community Schools Bond Phase 2

Item	A. Original Budget	B. Future Commitments	C. Base Contract	D. Open CORs	E. Executed Change Orders	F. Current Budget (B + C + D + E)	G. Invoiced	H. Balance Remaining (F-G)	I. Delta To Orig. Budget (F-A)
TOTAL	**$125,028,672**	**$102,248,379**	**$22,689,293**	**$0**	**$91,000**	**$125,028,672**	**$3,139,549**	**$121,889,123**	**$0**
001 Construction Hard Costs	$89,375,398	$77,711,243	$13,292,468	$0	$3,500	$91,007,211	$227,842	$90,779,369	$1,631,813
002 Design Services	$8,026,980	$3,502,386	$4,270,450	$0	$87,500	$7,860,336	$1,843,372	$6,016,964	($166,644)
003 Geotech	$45,000	$18,250	$23,600	$0	$0	$41,850	$23,675	$18,175	($3,150)
004 Commissioning	$240,000	$56,353	$168,960	$0	$0	$225,313	$0	$225,313	($14,687)
005 Survey	$112,600	$1,358	$111,242	$0	$0	$112,600	$59,962	$52,638	$0
006 Environmental Services	$58,000	$21,078	$37,180	$0	$0	$58,258	$7,100	$51,158	$258
007 SWPPP Inspections	$100,000	$0	$45,000	$0	$0	$45,000	$0	$45,000	($55,000)
008 Special Inspections	$240,060	$84,740	$122,408	$0	$0	$207,148	$0	$207,148	($32,912)
009 Acoustical Consultant	$0	$0	$0	$0	$0	$0	$0	$0	$0
010 Low Voltage Design	$180,500	$0	$206,500	$0	$0	$206,500	$48,000	$158,500	$26,000
011 Furniture Selection	$0	$0	$0	$0	$0	$0	$0	$0	$0
012 Program Management	$2,860,000	$0	$2,860,000	$0	$0	$2,860,000	$428,000	$2,432,000	$0
013 Permit	$0	$0	$0	$0	$0	$0	$0	$0	$0
014 Utility Fees	$0	$0	$73,952	$0	$0	$73,952	$0	$73,952	$73,952
015 Legal	$0	$0	$0	$0	$0	$0	$0	$0	$0
016 Risk Management	$99,685	$61,056	$46,379	$0	$0	$107,435	$36,379	$71,056	$7,750
017 Artwork	$0	$0	$0	$0	$0	$0	$0	$0	$0
018 Relocation	$50,316	$42,335	$13,980	$0	$0	$56,315	$0	$56,315	$5,999
019 Furniture	$3,821,449	$3,815,287	$0	$0	$0	$3,815,287	$0	$3,815,287	($6,162)
020 Kitchen Equipment	$0	$0	$0	$0	$0	$0	$0	$0	$0
021 Graphics/Signage	$12,000	$12,000	$162	$0	$0	$12,162	$162	$12,000	$162
022 Security	$39,551	$36,000	$3,551	$0	$0	$39,551	$3,551	$36,000	$0
023 Access Control	$10,000	$10,000	$0	$0	$0	$10,000	$0	$10,000	$0
024 AV	$175,000	$130,605	$37,820	$0	$0	$168,425	$23,873	$144,552	($6,575)
025 Data	$0	$0	$0	$0	$0	$0	$0	$0	$0
026 Network	$18,000	$18,000	$0	$0	$0	$18,000	$0	$18,000	$0
027 Project Specific 1	$3,278,672	$2,244,418	$1,204,255	$0	$0	$3,448,673	$378,198	$3,070,475	$170,000
028 Project Specific 2	$0	$0	$0	$0	$0	$0	$0	$0	$0
029 Misc Expenses	$530,000	$358,614	$171,386	$0	$0	$530,000	$59,436	$470,564	$0
030 Project Contingency	$15,755,461	$14,124,657	$0	$0	$0	$14,124,657	$0	$14,124,657	($1,630,804)
TOTAL	**$125,028,672**	**$102,248,379**	**$22,689,293**	**$0**	**$91,000**	**$125,028,672**	**$3,139,549**	**$121,889,123**	**$0**

Includes retainage. Total payments to vendors to date = $3,138,379

PROJECT ADVOCATES
Your Project. Our Passion.

COST TRACKER BREAKDOWN

Westside Community Schools Bond Phase 2

Project	Item	Vendor	A. Original Budget	B. Future Commitments	C. Base Contract	D. Open CORs	E. Executed Change Orders	F. Current Budget (B + C + D + E)	G. Invoiced	H. Balance Remaining (F-G)	I. Delta To Orig. Budget (F-A)
TOTAL			**$125,028,672**	**$102,248,379**	**$22,689,293**	**$0**	**$91,000**	**$125,028,672**	**$3,139,549**	**$121,889,123**	**$0**
WCS_ABC Building			**$2,775,000**	**$130,860**	**$2,640,640**	**$0**	**$3,500**	**$2,775,000**	**$144,102**	**$2,630,898**	**$0**
	001 Construction Hard Costs		**$2,350,000**	**$0**	**$2,419,738**	**$0**	**$3,500**	**$2,423,238**	**$0**	**$2,423,238**	**$73,238**
		Hausmann	$2,023,450	$0	$2,093,188	$0	$0	$2,093,188	$0	$2,093,188	$69,738
		Mechanical Sales - AHU and ACCU	$326,550	$0	$326,550	$0	$3,500	$330,050	$0	$330,050	$3,500
	002 Design Services		**$164,800**	**$1,700**	**$160,000**	**$0**	**$0**	**$161,700**	**$130,700**	**$31,000**	**($3,100)**
		BCDM	$160,000	$0	$160,000	$0	$0	$160,000	$130,700	$29,300	$0
		BCDM - Reimbursables	$4,800	$1,700	$0	$0	$0	$1,700	$0	$1,700	($3,100)
	004 Commissioning		**$20,000**	**$0**	**$24,500**	**$0**	**$0**	**$24,500**	**$0**	**$24,500**	**$4,500**
		Optimized Systems - Commissioning	$20,000	$0	$24,500	$0	$0	$24,500	$0	$24,500	$4,500
	005 Survey		**$8,190**	**$0**	**$8,190**	**$0**	**$0**	**$8,190**	**$8,190**	**$0**	**$0**
		Schemmer	$8,190	$0	$8,190	$0	$0	$8,190	$8,190	$0	$0
	006 Environmental Services		**$1,950**	**$0**	**$2,450**	**$0**	**$0**	**$2,450**	**$1,950**	**$500**	**$500**
		B2E - Asbestos Survey	$1,950	$0	$1,950	$0	$0	$1,950	$1,950	$0	$0
		Jamco	$0	$0	$500	$0	$0	$500	$0	$500	$500
	008 Special Inspections		**$5,060**	**$60**	**$4,500**	**$0**	**$0**	**$4,560**	**$0**	**$4,560**	**($500)**
		Terracon - Special Inspections	$5,060	$60	$4,500	$0	$0	$4,560	$0	$4,560	($500)
	010 Low Voltage Design		**$0**	**$0**	**$12,000**	**$0**	**$0**	**$12,000**	**$0**	**$12,000**	**$12,000**
		Morrissey Engineering - LV	$0	$0	$12,000	$0	$0	$12,000	$0	$12,000	$12,000
	012 Program Management		**$0**	**$0**	**$0**	**$0**	**$0**	**$0**	**$0**	**$0**	**$0**
		Project Advocates	$0	$0	$0	$0	$0	$0	$0	$0	$0
	016 Risk Management		**$0**	**$0**	**$3,100**	**$0**	**$0**	**$3,100**	**$3,100**	**$0**	**$3,100**
		Lockton CNA	$0	$0	$3,100	$0	$0	$3,100	$3,100	$0	$3,100
	018 Relocation		**$0**	**$0**	**$6,000**	**$0**	**$0**	**$6,000**	**$0**	**$6,000**	**$6,000**
		King's Moving - Move Out	$0	$0	$6,000	$0	$0	$6,000	$0	$6,000	$6,000
	019 Furniture		**$50,000**	**$43,838**	**$0**	**$0**	**$0**	**$43,838**	**$0**	**$43,838**	**($6,162)**
		Apliances	$5,000	$5,000	$0	$0	$0	$5,000	$0	$5,000	$0
		TBD	$45,000	$38,838	$0	$0	$0	$38,838	$0	$38,838	($6,162)
	021 Graphics/Signage		**$0**	**$0**	**$162**	**$0**	**$0**	**$162**	**$162**	**$0**	**$162**
		Design 4 - Welcome center temp signage	$0	$0	$162	$0	$0	$162	$162	$0	$162
	029 Misc Expenses		**$0**	**$0**	**$0**	**$0**	**$0**	**$0**	**$0**	**$0**	**$0**
		TBD	$0	$0	$0	$0	$0	$0	$0	$0	$0
	030 Project Contingency		**$175,000**	**$85,262**	**$0**	**$0**	**$0**	**$85,262**	**$0**	**$85,262**	**($89,738)**
		Project Contingency	$175,000	$85,262	$0	$0	$0	$85,262	$0	$85,262	($89,738)
WCS_High School			**$13,580,000**	**$9,970,730**	**$3,609,270**	**$0**	**$0**	**$13,580,000**	**$515,825**	**$13,064,175**	**$0**
	001 Construction Hard Costs		**$11,200,000**	**$8,259,817**	**$2,940,183**	**$0**	**$0**	**$11,200,000**	**$113,946**	**$11,086,054**	**$0**
		7er - Restroom Remodel	$3,000,000	$59,817	$2,940,183	$0	$0	$3,000,000	$113,946	$2,886,054	$0
		Asbestos Remediation	$150,000	$150,000	$0	$0	$0	$150,000	$0	$150,000	$0
		Controls Upgrade	$1,500,000	$1,500,000	$0	$0	$0	$1,500,000	$0	$1,500,000	$0

Project	Item	Vendor	A. Original Budget	B. Future Commitments	C. Base Contract	D. Open CORs	E. Executed Change Orders	F. Current Budget (B + C + D + E)	G. Invoiced	H. Balance Remaining (F-G)	I. Delta To Orig. Budget (F-A)
		TBD	$711,000	$711,000	$0	$0	$0	$711,000	$0	$711,000	$0
		TBD	$0	$0	$0	$0	$0	$0	$0	$0	$0
		TBD - Locker Room and Cafeteria	$5,839,000	$5,839,000	$0	$0	$0	$5,839,000	$0	$5,839,000	$0
	002 Design Services		**$998,500**	**$361,500**	**$637,000**	**$0**	**$0**	**$998,500**	**$383,793**	**$614,708**	**$0**
		BVH Architecture	$637,000	$0	$637,000	$0	$0	$637,000	$383,793	$253,208	$0
		TBD	$361,500	$361,500	$0	$0	$0	$361,500	$0	$361,500	$0
	003 Geotech		**$7,500**	**$7,500**	**$0**	**$0**	**$0**	**$7,500**	**$0**	**$7,500**	**$0**
		Geotech - TBD	$7,500	$7,500	$0	$0	$0	$7,500	$0	$7,500	$0
	004 Commissioning		**$25,000**	**$25,000**	**$0**	**$0**	**$0**	**$25,000**	**$0**	**$25,000**	**$0**
		Commissioning	$25,000	$25,000	$0	$0	$0	$25,000	$0	$25,000	$0
	005 Survey		**$10,000**	**$1,358**	**$8,642**	**$0**	**$0**	**$10,000**	**$8,642**	**$1,358**	**$0**
		Lamp Rynearson - Survey	$6,358	$1,358	$5,000	$0	$0	$6,358	$5,000	$1,358	$0
		Prairie Mechanical	$3,642	$0	$3,642	$0	$0	$3,642	$3,642	$0	$0
	006 Environmental Services		**$5,000**	**$3,050**	**$1,950**	**$0**	**$0**	**$5,000**	**$1,950**	**$3,050**	**$0**
		B2E Asbestos Survey	$5,000	$3,050	$1,950	$0	$0	$5,000	$1,950	$3,050	$0
		DELETE	$0	$0	$0	$0	$0	$0	$0	$0	$0
	008 Special Inspections		**$30,000**	**$30,000**	**$0**	**$0**	**$0**	**$30,000**	**$0**	**$30,000**	**$0**
		Special Inspections	$30,000	$30,000	$0	$0	$0	$30,000	$0	$30,000	$0
	010 Low Voltage Design		**$14,000**	**$0**	**$14,000**	**$0**	**$0**	**$14,000**	**$0**	**$14,000**	**$0**
		Morrissey Engineering - LV	$14,000	$0	$14,000	$0	$0	$14,000	$0	$14,000	$0
	012 Program Management		**$0**	**$0**	**$0**	**$0**	**$0**	**$0**	**$0**	**$0**	**$0**
		Project Advocates	$0	$0	$0	$0	$0	$0	$0	$0	$0
	016 Risk Management		**$30,000**	**$26,056**	**$3,944**	**$0**	**$0**	**$30,000**	**$3,944**	**$26,056**	**$0**
		Builders Risk	$30,000	$26,056	$0	$0	$0	$26,056	$0	$26,056	($3,944)
		Lockton- Restroom Builders Risk	$0	$0	$3,944	$0	$0	$3,944	$3,944	$0	$3,944
	019 Furniture		**$496,449**	**$496,449**	**$0**	**$0**	**$0**	**$496,449**	**$0**	**$496,449**	**$0**
		TBD	$496,449	$496,449	$0	$0	$0	$496,449	$0	$496,449	$0
	022 Security		**$3,551**	**$0**	**$3,551**	**$0**	**$0**	**$3,551**	**$3,551**	**$0**	**$0**
		Prime - Vape Detector	$3,551	$0	$3,551	$0	$0	$3,551	$3,551	$0	$0
		TBD	$0	$0	$0	$0	$0	$0	$0	$0	$0
	029 Misc Expenses		**$0**	**$0**	**$0**	**$0**	**$0**	**$0**	**$0**	**$0**	**$0**
		TBD	$0	$0	$0	$0	$0	$0	$0	$0	$0
	030 Project Contingency		**$760,000**	**$760,000**	**$0**	**$0**	**$0**	**$760,000**	**$0**	**$760,000**	**$0**
		Project Contingency	$760,000	$760,000	$0	$0	$0	$760,000	$0	$760,000	$0
WCS_Hillside			**$26,190,000**	**$22,231,771**	**$3,958,229**	**$0**	**$0**	**$26,190,000**	**$836,964**	**$25,353,036**	**$0**
	001 Construction Hard Costs		**$21,021,650**	**$19,709,885**	**$2,290,487**	**$0**	**$0**	**$22,000,372**	**$27,936**	**$21,972,435**	**$978,722**
		Boyd Jones	$20,973,192	$19,709,885	$2,242,029	$0	$0	$21,951,914	$0	$21,951,914	$978,722
		Buller	$6,086	$0	$6,086	$0	$0	$6,086	$0	$6,086	$0
		ECHO - Electrical Gear	$42,372	$0	$42,372	$0	$0	$42,372	$27,936	$14,435	$0
	002 Design Services		**$1,766,295**	**$314,728**	**$1,426,000**	**$0**	**$0**	**$1,740,728**	**$759,908**	**$980,820**	**($25,567)**
		APMA	$1,365,000	$0	$1,365,000	$0	$0	$1,365,000	$726,180	$638,820	$0
		APMA - Reimbursables	$10,000	$0	$10,000	$0	$0	$10,000	$1,228	$8,772	$0
		Foodlines - Kitchen Consultant	$35,000	$0	$35,000	$0	$0	$35,000	$17,500	$17,500	$0

Project	Item	Vendor	A. Original Budget	B. Future Commitments	C. Base Contract	D. Open CORs	E. Executed Change Orders	F. Current Budget (B + C + D + E)	G. Invoiced	H. Balance Remaining (F-G)	I. Delta To Orig. Budget (F-A)
		Lamp Rynearson - Traffic	$10,000	$0	$10,000	$0	$0	$10,000	$9,000	$1,000	$0
		Lamp Rynearson - ZBA and ABA	$6,000	$0	$6,000	$0	$0	$6,000	$6,000	$0	$0
		TBD	$340,295	$314,728	$0	$0	$0	$314,728	$0	$314,728	($25,567)
	003 Geotech		**$15,000**	**$5,125**	**$9,875**	**$0**	**$0**	**$15,000**	**$9,450**	**$5,550**	**$0**
		Thiele - Geotech	$15,000	$5,125	$9,875	$0	$0	$15,000	$9,450	$5,550	$0
	004 Commissioning		**$75,000**	**$10,640**	**$64,360**	**$0**	**$0**	**$75,000**	**$0**	**$75,000**	**$0**
		Optimized Systems - Commissioning	$75,000	$10,640	$64,360	$0	$0	$75,000	$0	$75,000	$0
	005 Survey		**$18,870**	**$0**	**$18,870**	**$0**	**$0**	**$18,870**	**$18,870**	**$0**	**$0**
		Schemmer	$18,870	$0	$18,870	$0	$0	$18,870	$18,870	$0	$0
	006 Environmental Services		**$20,000**	**$16,750**	**$3,250**	**$0**	**$0**	**$20,000**	**$0**	**$20,000**	**$0**
		B2E Asbestos Inspection	$20,000	$16,750	$3,250	$0	$0	$20,000	$0	$20,000	$0
	007 SWPPP Inspections		**$50,000**	**$0**	**$22,500**	**$0**	**$0**	**$22,500**	**$0**	**$22,500**	**($27,500)**
		Lamp - SWPPP Inspections	$50,000	$0	$22,500	$0	$0	$22,500	$0	$22,500	($27,500)
	008 Special Inspections		**$75,000**	**$24,680**	**$50,320**	**$0**	**$0**	**$75,000**	**$0**	**$75,000**	**$0**
		Terracon - Special Inspections	$75,000	$24,680	$50,320	$0	$0	$75,000	$0	$75,000	$0
	010 Low Voltage Design		**$47,000**	**$0**	**$47,000**	**$0**	**$0**	**$47,000**	**$20,800**	**$26,200**	**$0**
		Morrissey Engineering - LV	$47,000	$0	$47,000	$0	$0	$47,000	$20,800	$26,200	$0
	012 Program Management		**$0**	**$0**	**$0**	**$0**	**$0**	**$0**	**$0**	**$0**	**$0**
		Project Advocates	$0	$0	$0	$0	$0	$0	$0	$0	$0
	014 Utility Fees		**$0**	**$0**	**$25,567**	**$0**	**$0**	**$25,567**	**$0**	**$25,567**	**$25,567**
		Unite Private Networks	$0	$0	$25,567	$0	$0	$25,567	$0	$25,567	$25,567
	016 Risk Management		**$35,000**	**$35,000**	**$0**	**$0**	**$0**	**$35,000**	**$0**	**$35,000**	**$0**
		Builders Risk	$35,000	$35,000	$0	$0	$0	$35,000	$0	$35,000	$0
	019 Furniture		**$1,155,000**	**$1,155,000**	**$0**	**$0**	**$0**	**$1,155,000**	**$0**	**$1,155,000**	**$0**
		AKRS Equipment - John Deere	$0	$0	$0	$0	$0	$0	$0	$0	$0
		TBD	$1,155,000	$1,155,000	$0	$0	$0	$1,155,000	$0	$1,155,000	$0
	029 Misc Expenses		**$0**	**$0**	**$0**	**$0**	**$0**	**$0**	**$0**	**$0**	**$0**
		TBD	$0	$0	$0	$0	$0	$0	$0	$0	$0
	030 Project Contingency		**$1,911,185**	**$959,963**	**$0**	**$0**	**$0**	**$959,963**	**$0**	**$959,963**	**($951,222)**
		Project Contingency	$1,911,185	$959,963	$0	$0	$0	$959,963	$0	$959,963	($951,222)
WCS_Loveland			**$23,280,000**	**$23,183,040**	**$96,960**	**$0**	**$0**	**$23,280,000**	**$0**	**$23,280,000**	**$0**
	001 Construction Hard Costs		**$18,717,374**	**$18,717,374**	**$0**	**$0**	**$0**	**$18,717,374**	**$0**	**$18,717,374**	**$0**
		TBD	$18,717,374	$18,717,374	$0	$0	$0	$18,717,374	$0	$18,717,374	$0
	002 Design Services		**$1,811,778**	**$1,774,778**	**$37,000**	**$0**	**$0**	**$1,811,778**	**$0**	**$1,811,778**	**$0**
		Foodlines - Kitchen Consultant	$27,000	$0	$27,000	$0	$0	$27,000	$0	$27,000	$0
		Lamp Rynearson - Traffic	$10,000	$0	$10,000	$0	$0	$10,000	$0	$10,000	$0
		TBD	$1,774,778	$1,774,778	$0	$0	$0	$1,774,778	$0	$1,774,778	$0
	005 Survey		**$19,960**	**$0**	**$19,960**	**$0**	**$0**	**$19,960**	**$0**	**$19,960**	**$0**
		Schemmer	$19,960	$0	$19,960	$0	$0	$19,960	$0	$19,960	$0
	006 Environmental Services		**$8,000**	**$0**	**$8,000**	**$0**	**$0**	**$8,000**	**$0**	**$8,000**	**$0**
		B2E - Asbestos Survey	$8,000	$0	$8,000	$0	$0	$8,000	$0	$8,000	$0
	010 Low Voltage Design		**$32,000**	**$0**	**$32,000**	**$0**	**$0**	**$32,000**	**$0**	**$32,000**	**$0**
		Morrissey Engineering - LV	$32,000	$0	$32,000	$0	$0	$32,000	$0	$32,000	$0

Project	Item	Vendor	A. Original Budget	B. Future Commitments	C. Base Contract	D. Open CORs	E. Executed Change Orders	F. Current Budget (B + C + D + E)	G. Invoiced	H. Balance Remaining (F-G)	I. Delta To Orig. Budget (F-A)
	012 Program Management		**$0**	**$0**	**$0**	**$0**	**$0**	**$0**	**$0**	**$0**	**$0**
		Project Advocates	$0	$0	$0	$0	$0	$0	$0	$0	$0
	019 Furniture		**$770,000**	**$770,000**	**$0**	**$0**	**$0**	**$770,000**	**$0**	**$770,000**	**$0**
		TBD	$770,000	$770,000	$0	$0	$0	$770,000	$0	$770,000	$0
	029 Misc Expenses		**$0**	**$0**	**$0**	**$0**	**$0**	**$0**	**$0**	**$0**	**$0**
		TBD	$0	$0	$0	$0	$0	$0	$0	$0	$0
	030 Project Contingency		**$1,920,888**	**$1,920,888**	**$0**	**$0**	**$0**	**$1,920,888**	**$0**	**$1,920,888**	**$0**
		Project Contingency	$1,920,888	$1,920,888	$0	$0	$0	$1,920,888	$0	$1,920,888	$0
WCS_Middle School			**$5,200,000**	**$282,136**	**$4,830,364**	**$0**	**$87,500**	**$5,200,000**	**$265,570**	**$4,934,430**	**$0**
	001 Construction Hard Costs		**$4,350,000**	**$0**	**$4,440,652**	**$0**	**$0**	**$4,440,652**	**$0**	**$4,440,652**	**$90,652**
		DR Credit	$0	$0	($500,000)	$0	$0	($500,000)	$0	($500,000)	($500,000)
		Hausmann	$4,063,020	$0	$4,653,672	$0	$0	$4,653,672	$0	$4,653,672	$590,652
		Mechanical Sales - Chillers	$286,980	$0	$286,980	$0	$0	$286,980	$0	$286,980	$0
	002 Design Services		**$345,630**	**$0**	**$317,000**	**$0**	**$87,500**	**$404,500**	**$245,250**	**$159,250**	**$58,870**
		BVH	$345,630	$0	$310,000	$0	$87,500	$397,500	$245,250	$152,250	$51,870
		Lamp Rynearson - CUP and ZBA	$0	$0	$7,000	$0	$0	$7,000	$0	$7,000	$7,000
		TBD	$0	$0	$0	$0	$0	$0	$0	$0	$0
	003 Geotech		**$7,500**	**$0**	**$4,350**	**$0**	**$0**	**$4,350**	**$4,350**	**$0**	**($3,150)**
		Thiele - Geotech	$7,500	$0	$4,350	$0	$0	$4,350	$4,350	$0	($3,150)
	004 Commissioning		**$25,000**	**$0**	**$27,350**	**$0**	**$0**	**$27,350**	**$0**	**$27,350**	**$2,350**
		Optimized Systems - Commissioning	$25,000	$0	$27,350	$0	$0	$27,350	$0	$27,350	$2,350
	005 Survey		**$9,370**	**$0**	**$9,370**	**$0**	**$0**	**$9,370**	**$9,370**	**$0**	**$0**
		Schemmer	$9,370	$0	$9,370	$0	$0	$9,370	$9,370	$0	$0
	006 Environmental Services		**$2,500**	**$308**	**$1,950**	**$0**	**$0**	**$2,258**	**$1,950**	**$308**	**($242)**
		B2E - Asbestos Survey	$2,500	$308	$1,950	$0	$0	$2,258	$1,950	$308	($242)
	008 Special Inspections		**$10,000**	**$0**	**$11,042**	**$0**	**$0**	**$11,042**	**$0**	**$11,042**	**$1,042**
		Terracon - Special Inspections	$10,000	$0	$11,042	$0	$0	$11,042	$0	$11,042	$1,042
	010 Low Voltage Design		**$0**	**$0**	**$14,000**	**$0**	**$0**	**$14,000**	**$0**	**$14,000**	**$14,000**
		Morrissey Engineering - LV	$0	$0	$14,000	$0	$0	$14,000	$0	$14,000	$14,000
	012 Program Management		**$0**	**$0**	**$0**	**$0**	**$0**	**$0**	**$0**	**$0**	**$0**
		Project Advocates	$0	$0	$0	$0	$0	$0	$0	$0	$0
	016 Risk Management		**$0**	**$0**	**$4,650**	**$0**	**$0**	**$4,650**	**$4,650**	**$0**	**$4,650**
		Lockton - Builders Risk	$0	$0	$4,650	$0	$0	$4,650	$4,650	$0	$4,650
	019 Furniture		**$150,000**	**$150,000**	**$0**	**$0**	**$0**	**$150,000**	**$0**	**$150,000**	**$0**
		TBD	$150,000	$150,000	$0	$0	$0	$150,000	$0	$150,000	$0
	029 Misc Expenses		**$0**	**$0**	**$0**	**$0**	**$0**	**$0**	**$0**	**$0**	**$0**
		TBD	$0	$0	$0	$0	$0	$0	$0	$0	$0
	030 Project Contingency		**$300,000**	**$131,828**	**$0**	**$0**	**$0**	**$131,828**	**$0**	**$131,828**	**($168,172)**
		Project Contingency	$300,000	$131,828	$0	$0	$0	$131,828	$0	$131,828	($168,172)
WCS_Miscellaneous			**$13,968,672**	**$9,903,032**	**$4,065,641**	**$0**	**$0**	**$13,968,673**	**$865,634**	**$13,103,039**	**$0**
	001 Construction Hard Costs		**$0**	**$0**	**$0**	**$0**	**$0**	**$0**	**$0**	**$0**	**$0**
		TBD	$0	$0	$0	$0	$0	$0	$0	$0	$0
		TBD	$0	$0	$0	$0	$0	$0	$0	$0	$0

Project	Item	Vendor	A. Original Budget	B. Future Commitments	C. Base Contract	D. Open CORs	E. Executed Change Orders	F. Current Budget (B + C + D + E)	G. Invoiced	H. Balance Remaining (F-G)	I. Delta To Orig. Budget (F-A)
	002 Design Services		**$0**	**$0**	**$0**	**$0**	**$0**	**$0**	**$0**	**$0**	**$0**
		NA	$0	$0	$0	$0	$0	$0	$0	$0	$0
	010 Low Voltage Design		**$0**	**$0**	**$0**	**$0**	**$0**	**$0**	**$0**	**$0**	**$0**
		NA	$0	$0	$0	$0	$0	$0	$0	$0	$0
	012 Program Management		**$2,860,000**	**$0**	**$2,860,000**	**$0**	**$0**	**$2,860,000**	**$428,000**	**$2,432,000**	**$0**
		Project Advocates	$2,860,000	$0	$2,860,000	$0	$0	$2,860,000	$428,000	$2,432,000	$0
	027 Project Specific 1		**$3,278,672**	**$2,244,418**	**$1,034,255**	**$0**	**$0**	**$3,278,673**	**$378,198**	**$2,900,475**	**$0**
		Bond Interest	$587,453	$587,453	$0	$0	$0	$587,453	$0	$587,453	$0
		Bond Premiums	$2,691,219	$1,656,965	$378,198	$0	$0	$2,035,163	$378,198	$1,656,965	($656,057)
		Loveland Property Payment	$0	$0	$656,057	$0	$0	$656,057	$0	$656,057	$656,057
	029 Misc Expenses		**$530,000**	**$358,614**	**$171,386**	**$0**	**$0**	**$530,000**	**$59,436**	**$470,564**	**$0**
		Avalon - ABC doc scan	$0	$7,225	$22,775	$0	$0	$30,000	$0	$30,000	$30,000
		Foodlines - Kitchen Consultant	$16,500	$0	$16,500	$0	$0	$16,500	$2,475	$14,025	$0
		Misc Expenses Allocation	$411,045	$351,389	$0	$0	$0	$351,389	$0	$351,389	($59,656)
		Morrissey Engineering - LV	$6,000	$0	$6,000	$0	$0	$6,000	$4,635	$1,365	$0
		Morrissey Engineering - Security Master Plan	$9,270	$0	$9,270	$0	$0	$9,270	$4,635	$4,635	$0
		Optimized Systems - Front End	$87,185	$0	$87,185	$0	$0	$87,185	$45,341	$41,844	$0
		Project Advocates - Connex	$0	$0	$12,000	$0	$0	$12,000	$2,350	$9,650	$12,000
		Project Advocates - Reimbursables	$0	$0	$10,000	$0	$0	$10,000	$0	$10,000	$10,000
		Tom Greco West Campus temp wall	$0	$0	$7,656	$0	$0	$7,656	$0	$7,656	$7,656
	030 Project Contingency		**$7,300,000**	**$7,300,000**	**$0**	**$0**	**$0**	**$7,300,000**	**$0**	**$7,300,000**	**$0**
		Escalation	$7,300,000	$7,300,000	$0	$0	$0	$7,300,000	$0	$7,300,000	$0
WCS_Paddock Road			**$3,395,000**	**$3,116,300**	**$278,700**	**$0**	**$0**	**$3,395,000**	**$0**	**$3,395,000**	**$0**
	001 Construction Hard Costs		**$2,600,000**	**$2,600,000**	**$0**	**$0**	**$0**	**$2,600,000**	**$0**	**$2,600,000**	**$0**
		TBD	$2,600,000	$2,600,000	$0	$0	$0	$2,600,000	$0	$2,600,000	$0
	002 Design Services		**$339,100**	**$91,300**	**$247,800**	**$0**	**$0**	**$339,100**	**$0**	**$339,100**	**$0**
		Lamp Rynearson - Traffic	$9,000	$0	$9,000	$0	$0	$9,000	$0	$9,000	$0
		Leo A Daly	$237,800	$0	$237,800	$0	$0	$237,800	$0	$237,800	$0
		Leo A Daly - Reimbursables	$1,000	$0	$1,000	$0	$0	$1,000	$0	$1,000	$0
		TBD	$91,300	$91,300	$0	$0	$0	$91,300	$0	$91,300	$0
	004 Commissioning		**$10,000**	**$10,000**	**$0**	**$0**	**$0**	**$10,000**	**$0**	**$10,000**	**$0**
		TBD	$10,000	$10,000	$0	$0	$0	$10,000	$0	$10,000	$0
	005 Survey		**$15,250**	**$0**	**$15,250**	**$0**	**$0**	**$15,250**	**$0**	**$15,250**	**$0**
		Schemmer	$15,250	$0	$15,250	$0	$0	$15,250	$0	$15,250	$0
	006 Environmental Services		**$1,650**	**$0**	**$1,650**	**$0**	**$0**	**$1,650**	**$0**	**$1,650**	**$0**
		B2E - Asbestos Survey	$1,650	$0	$1,650	$0	$0	$1,650	$0	$1,650	$0
	008 Special Inspections		**$10,000**	**$10,000**	**$0**	**$0**	**$0**	**$10,000**	**$0**	**$10,000**	**$0**
		Special Inspections	$10,000	$10,000	$0	$0	$0	$10,000	$0	$10,000	$0
	010 Low Voltage Design		**$9,000**	**$0**	**$9,000**	**$0**	**$0**	**$9,000**	**$0**	**$9,000**	**$0**
		Morrissey Engineering - LV	$9,000	$0	$9,000	$0	$0	$9,000	$0	$9,000	$0
	012 Program Management		**$0**	**$0**	**$0**	**$0**	**$0**	**$0**	**$0**	**$0**	**$0**
		Project Advocates	$0	$0	$0	$0	$0	$0	$0	$0	$0
	016 Risk Management		**$5,000**	**$0**	**$5,000**	**$0**	**$0**	**$5,000**	**$0**	**$5,000**	**$0**

Project	Item	Vendor	A. Original Budget	B. Future Commitments	C. Base Contract	D. Open CORs	E. Executed Change Orders	F. Current Budget (B + C + D + E)	G. Invoiced	H. Balance Remaining (F-G)	I. Delta To Orig. Budget (F-A)
		Builders Risk	$5,000	$0	$5,000	$0	$0	$5,000	$0	$5,000	$0
	019 Furniture		**$150,000**	**$150,000**	**$0**	**$0**	**$0**	**$150,000**	**$0**	**$150,000**	**$0**
		TBD	$150,000	$150,000	$0	$0	$0	$150,000	$0	$150,000	$0
	029 Misc Expenses		**$0**	**$0**	**$0**	**$0**	**$0**	**$0**	**$0**	**$0**	**$0**
		TBD	$0	$0	$0	$0	$0	$0	$0	$0	$0
	030 Project Contingency		**$255,000**	**$255,000**	**$0**	**$0**	**$0**	**$255,000**	**$0**	**$255,000**	**$0**
		Project Contingency	$255,000	$255,000	$0	$0	$0	$255,000	$0	$255,000	$0
WCS_Rockbrook			**$3,395,000**	**$3,141,130**	**$253,870**	**$0**	**$0**	**$3,395,000**	**$0**	**$3,395,000**	**$0**
	001 Construction Hard Costs		**$2,600,000**	**$2,600,000**	**$0**	**$0**	**$0**	**$2,600,000**	**$0**	**$2,600,000**	**$0**
		TBD	$2,600,000	$2,600,000	$0	$0	$0	$2,600,000	$0	$2,600,000	$0
	002 Design Services		**$338,280**	**$116,130**	**$222,150**	**$0**	**$0**	**$338,280**	**$0**	**$338,280**	**$0**
		BVH Architecture	$210,250	$0	$210,250	$0	$0	$210,250	$0	$210,250	$0
		Lamp Rynearson - Traffic	$11,900	$0	$11,900	$0	$0	$11,900	$0	$11,900	$0
		TBD	$116,130	$116,130	$0	$0	$0	$116,130	$0	$116,130	$0
	004 Commissioning		**$10,000**	**$10,000**	**$0**	**$0**	**$0**	**$10,000**	**$0**	**$10,000**	**$0**
		TBD	$10,000	$10,000	$0	$0	$0	$10,000	$0	$10,000	$0
	005 Survey		**$16,070**	**$0**	**$16,070**	**$0**	**$0**	**$16,070**	**$0**	**$16,070**	**$0**
		Schemmer	$16,070	$0	$16,070	$0	$0	$16,070	$0	$16,070	$0
	006 Environmental Services		**$1,650**	**$0**	**$1,650**	**$0**	**$0**	**$1,650**	**$0**	**$1,650**	**$0**
		B2E - Asbestos Survey	$1,650	$0	$1,650	$0	$0	$1,650	$0	$1,650	$0
	008 Special Inspections		**$10,000**	**$10,000**	**$0**	**$0**	**$0**	**$10,000**	**$0**	**$10,000**	**$0**
		Special Inspections	$10,000	$10,000	$0	$0	$0	$10,000	$0	$10,000	$0
	010 Low Voltage Design		**$9,000**	**$0**	**$9,000**	**$0**	**$0**	**$9,000**	**$0**	**$9,000**	**$0**
		Morrissey Engineering - LV	$9,000	$0	$9,000	$0	$0	$9,000	$0	$9,000	$0
	012 Program Management		**$0**	**$0**	**$0**	**$0**	**$0**	**$0**	**$0**	**$0**	**$0**
		Project Advocates	$0	$0	$0	$0	$0	$0	$0	$0	$0
	016 Risk Management		**$5,000**	**$0**	**$5,000**	**$0**	**$0**	**$5,000**	**$0**	**$5,000**	**$0**
		Builders Risk	$5,000	$0	$5,000	$0	$0	$5,000	$0	$5,000	$0
	019 Furniture		**$150,000**	**$150,000**	**$0**	**$0**	**$0**	**$150,000**	**$0**	**$150,000**	**$0**
		TBD	$150,000	$150,000	$0	$0	$0	$150,000	$0	$150,000	$0
	029 Misc Expenses		**$0**	**$0**	**$0**	**$0**	**$0**	**$0**	**$0**	**$0**	**$0**
		TBD	$0	$0	$0	$0	$0	$0	$0	$0	$0
	030 Project Contingency		**$255,000**	**$255,000**	**$0**	**$0**	**$0**	**$255,000**	**$0**	**$255,000**	**$0**
		Project Contingency	$255,000	$255,000	$0	$0	$0	$255,000	$0	$255,000	$0
WCS_Security Project			**$750,000**	**$499,946**	**$250,054**	**$0**	**$0**	**$750,000**	**$98,124**	**$651,876**	**$0**
	001 Construction Hard Costs		**$419,000**	**$250,842**	**$174,733**	**$0**	**$0**	**$425,575**	**$74,251**	**$351,324**	**$6,575**
		Corridor doors - TBD	$110,000	$110,000	$0	$0	$0	$110,000	$0	$110,000	$0
		Pin/Disable all Exterior Keyholes at exterior doors - TBD	$30,000	$30,000	$0	$0	$0	$30,000	$0	$30,000	$0
		S&W Fence - Prairie Lane	$0	$0	$6,575	$0	$0	$6,575	$6,575	$0	$6,575
		Security film at new schools	$84,000	$84,000	$0	$0	$0	$84,000	$0	$84,000	$0
		Window Optics - Window Security Film	$195,000	$26,842	$168,158	$0	$0	$195,000	$67,676	$127,324	$0
	002 Design Services		**$30,000**	**$30,000**	**$0**	**$0**	**$0**	**$30,000**	**$0**	**$30,000**	**$0**
		Door design services	$30,000	$30,000	$0	$0	$0	$30,000	$0	$30,000	$0

Project	Item	Vendor	A. Original Budget	B. Future Commitments	C. Base Contract	D. Open CORs	E. Executed Change Orders	F. Current Budget (B + C + D + E)	G. Invoiced	H. Balance Remaining (F-G)	I. Delta To Orig. Budget (F-A)
	010 Low Voltage Design		**$37,500**	**$0**	**$37,500**	**$0**	**$0**	**$37,500**	**$0**	**$37,500**	**$0**
		Security enhancement design	$37,500	$0	$37,500	$0	$0	$37,500	$0	$37,500	$0
	021 Graphics/Signage		**$12,000**	**$12,000**	**$0**	**$0**	**$0**	**$12,000**	**$0**	**$12,000**	**$0**
		Increased building signage	$12,000	$12,000	$0	$0	$0	$12,000	$0	$12,000	$0
	022 Security		**$36,000**	**$36,000**	**$0**	**$0**	**$0**	**$36,000**	**$0**	**$36,000**	**$0**
		Corridor door integration	$5,000	$5,000	$0	$0	$0	$5,000	$0	$5,000	$0
		Gym Warning lights	$13,000	$13,000	$0	$0	$0	$13,000	$0	$13,000	$0
		Panic Buttons - TBD	$18,000	$18,000	$0	$0	$0	$18,000	$0	$18,000	$0
	023 Access Control		**$10,000**	**$10,000**	**$0**	**$0**	**$0**	**$10,000**	**$0**	**$10,000**	**$0**
		Card Access	$10,000	$10,000	$0	$0	$0	$10,000	$0	$10,000	$0
	024 AV		**$175,000**	**$130,605**	**$37,820**	**$0**	**$0**	**$168,425**	**$23,873**	**$144,552**	**($6,575)**
		Kidwell - West Campus Paging	$50,000	$15,530	$27,895	$0	$0	$43,425	$13,948	$29,478	($6,575)
		Paging Systems - TBD	$97,500	$97,500	$0	$0	$0	$97,500	$0	$97,500	$0
		Total Fire & Security - WHS	$27,500	$17,575	$9,925	$0	$0	$27,500	$9,925	$17,575	$0
	026 Network		**$18,000**	**$18,000**	**$0**	**$0**	**$0**	**$18,000**	**$0**	**$18,000**	**$0**
		Dedicated workstations at reception desk for cameras	$18,000	$18,000	$0	$0	$0	$18,000	$0	$18,000	$0
	030 Project Contingency		**$12,500**	**$12,500**	**$0**	**$0**	**$0**	**$12,500**	**$0**	**$12,500**	**$0**
		Project Contingency	$12,500	$12,500	$0	$0	$0	$12,500	$0	$12,500	$0
WCS_Underwood Hills			**$970,000**	**$970,000**	**$0**	**$0**	**$0**	**$970,000**	**$0**	**$970,000**	**$0**
	001 Construction Hard Costs		**$800,000**	**$800,000**	**$0**	**$0**	**$0**	**$800,000**	**$0**	**$800,000**	**$0**
		TBD	$800,000	$800,000	$0	$0	$0	$800,000	$0	$800,000	$0
	002 Design Services		**$80,000**	**$80,000**	**$0**	**$0**	**$0**	**$80,000**	**$0**	**$80,000**	**$0**
		TBD	$80,000	$80,000	$0	$0	$0	$80,000	$0	$80,000	$0
	012 Program Management		**$0**	**$0**	**$0**	**$0**	**$0**	**$0**	**$0**	**$0**	**$0**
		Project Advocates	$0	$0	$0	$0	$0	$0	$0	$0	$0
	019 Furniture		**$30,000**	**$30,000**	**$0**	**$0**	**$0**	**$30,000**	**$0**	**$30,000**	**$0**
		TBD	$30,000	$30,000	$0	$0	$0	$30,000	$0	$30,000	$0
	029 Misc Expenses		**$0**	**$0**	**$0**	**$0**	**$0**	**$0**	**$0**	**$0**	**$0**
		TBD	$0	$0	$0	$0	$0	$0	$0	$0	$0
	030 Project Contingency		**$60,000**	**$60,000**	**$0**	**$0**	**$0**	**$60,000**	**$0**	**$60,000**	**$0**
		Project Contingency	$60,000	$60,000	$0	$0	$0	$60,000	$0	$60,000	$0
WCS_Westbrook			**$9,215,000**	**$8,890,750**	**$324,250**	**$0**	**$0**	**$9,215,000**	**$23,859**	**$9,191,141**	**$0**
	001 Construction Hard Costs		**$7,600,000**	**$7,303,500**	**$296,500**	**$0**	**$0**	**$7,600,000**	**$11,709**	**$7,588,291**	**$0**
		Evans Masonry LLC	$15,000	$0	$15,000	$0	$0	$15,000	$0	$15,000	$0
		Fluid Mechanical - Chiller Replacement	$290,000	$8,500	$281,500	$0	$0	$290,000	$11,709	$278,291	$0
		TBD	$7,295,000	$7,295,000	$0	$0	$0	$7,295,000	$0	$7,295,000	$0
	002 Design Services		**$757,750**	**$732,250**	**$25,500**	**$0**	**$0**	**$757,750**	**$12,150**	**$745,600**	**$0**
		Morrissey Engineering - Chiller Replacement	$25,500	$0	$25,500	$0	$0	$25,500	$12,150	$13,350	$0
		TBD	$732,250	$732,250	$0	$0	$0	$732,250	$0	$732,250	$0
	006 Environmental Services		**$2,250**	**$0**	**$2,250**	**$0**	**$0**	**$2,250**	**$0**	**$2,250**	**$0**
		B2E - Asbestos Survey	$2,250	$0	$2,250	$0	$0	$2,250	$0	$2,250	$0
	012 Program Management		**$0**	**$0**	**$0**	**$0**	**$0**	**$0**	**$0**	**$0**	**$0**
		Project Advocates	$0	$0	$0	$0	$0	$0	$0	$0	$0

Project	Item	Vendor	A. Original Budget	B. Future Commitments	C. Base Contract	D. Open CORs	E. Executed Change Orders	F. Current Budget (B + C + D + E)	G. Invoiced	H. Balance Remaining (F-G)	I. Delta To Orig. Budget (F-A)
	019 Furniture		**$100,000**	**$100,000**	**$0**	**$0**	**$0**	**$100,000**	**$0**	**$100,000**	**$0**
		TBD	$100,000	$100,000	$0	$0	$0	$100,000	$0	$100,000	$0
	029 Misc Expenses		**$0**	**$0**	**$0**	**$0**	**$0**	**$0**	**$0**	**$0**	**$0**
		TBD	$0	$0	$0	$0	$0	$0	$0	$0	$0
	030 Project Contingency		**$755,000**	**$755,000**	**$0**	**$0**	**$0**	**$755,000**	**$0**	**$755,000**	**$0**
		Project Contingency	$755,000	$755,000	$0	$0	$0	$755,000	$0	$755,000	$0
WCS_Westgate			**$22,310,000**	**$19,928,684**	**$2,381,316**	**$0**	**$0**	**$22,310,000**	**$389,472**	**$21,920,528**	**$0**
	001 Construction Hard Costs		**$17,717,374**	**$17,469,825**	**$730,175**	**$0**	**$0**	**$18,200,000**	**$0**	**$18,200,000**	**$482,626**
		Buller	$9,858	$0	$9,858	$0	$0	$9,858	$0	$9,858	$0
		ECHO - Electrical Gear	$26,027	$0	$26,027	$0	$0	$26,027	$0	$26,027	$0
		VRANA	$17,681,489	$17,469,825	$694,290	$0	$0	$18,164,115	$0	$18,164,115	$482,626
	002 Design Services		**$1,394,847**	**$0**	**$1,198,000**	**$0**	**$0**	**$1,198,000**	**$311,572**	**$886,428**	**($196,847)**
		Foodlines - Kitchen Consultant	$31,500	$0	$31,500	$0	$0	$31,500	$15,750	$15,750	$0
		Lamp Rynearson - Traffic	$9,000	$0	$9,000	$0	$0	$9,000	$8,100	$900	$0
		Lamp Rynearson - Zoning	$7,000	$0	$7,000	$0	$0	$7,000	$7,000	$0	$0
		TACK Architects	$1,150,500	$0	$1,150,500	$0	$0	$1,150,500	$280,722	$869,778	$0
		TBD	$196,847	$0	$0	$0	$0	$0	$0	$0	($196,847)
	003 Geotech		**$15,000**	**$5,625**	**$9,375**	**$0**	**$0**	**$15,000**	**$9,875**	**$5,125**	**$0**
		Thiele - Geotech	$15,000	$5,625	$9,375	$0	$0	$15,000	$9,875	$5,125	$0
	004 Commissioning		**$75,000**	**$713**	**$52,750**	**$0**	**$0**	**$53,463**	**$0**	**$53,463**	**($21,537)**
		Optimized Systems - Commissioning	$75,000	$713	$52,750	$0	$0	$53,463	$0	$53,463	($21,537)
	005 Survey		**$14,890**	**$0**	**$14,890**	**$0**	**$0**	**$14,890**	**$14,890**	**$0**	**$0**
		Schemmer	$14,890	$0	$14,890	$0	$0	$14,890	$14,890	$0	$0
	006 Environmental Services		**$15,000**	**$970**	**$14,030**	**$0**	**$0**	**$15,000**	**$1,250**	**$13,750**	**$0**
		B2E Asbestos Survey	$15,000	$970	$3,250	$0	$0	$4,220	$1,250	$2,970	($10,780)
		Jamco - Com Center abatement	$0	$0	$10,780	$0	$0	$10,780	$0	$10,780	$10,780
	007 SWPPP Inspections		**$50,000**	**$0**	**$22,500**	**$0**	**$0**	**$22,500**	**$0**	**$22,500**	**($27,500)**
		Lamp Rynearson - SWPPP Inspections	$50,000	$0	$22,500	$0	$0	$22,500	$0	$22,500	($27,500)
	008 Special Inspections		**$100,000**	**$10,000**	**$56,546**	**$0**	**$0**	**$66,546**	**$0**	**$66,546**	**($33,454)**
		Thiele - Special Inspections	$100,000	$10,000	$56,546	$0	$0	$66,546	$0	$66,546	($33,454)
	010 Low Voltage Design		**$32,000**	**$0**	**$32,000**	**$0**	**$0**	**$32,000**	**$27,200**	**$4,800**	**$0**
		Morrissey Engineering - LV	$32,000	$0	$32,000	$0	$0	$32,000	$27,200	$4,800	$0
	012 Program Management		**$0**	**$0**	**$0**	**$0**	**$0**	**$0**	**$0**	**$0**	**$0**
		Project Advocates	$0	$0	$0	$0	$0	$0	$0	$0	$0
	014 Utility Fees		**$0**	**$0**	**$48,385**	**$0**	**$0**	**$48,385**	**$0**	**$48,385**	**$48,385**
		Unite Private Networks	$0	$0	$48,385	$0	$0	$48,385	$0	$48,385	$48,385
	016 Risk Management		**$24,685**	**$0**	**$24,685**	**$0**	**$0**	**$24,685**	**$24,685**	**$0**	**$0**
		Lockton - Builders Risk	$24,685	$0	$24,685	$0	$0	$24,685	$24,685	$0	$0
	018 Relocation		**$50,316**	**$42,335**	**$7,980**	**$0**	**$0**	**$50,315**	**$0**	**$50,315**	**($1)**
		King's Moving - Pipal Park Relocation	$0	$0	$6,000	$0	$0	$6,000	$0	$6,000	$6,000
		Relocation Expenses	$50,316	$42,335	$0	$0	$0	$42,335	$0	$42,335	($7,981)
		Simms Plumbing - Washer Dryer WCC	$0	$0	$1,980	$0	$0	$1,980	$0	$1,980	$1,980
	019 Furniture		**$770,000**	**$770,000**	**$0**	**$0**	**$0**	**$770,000**	**$0**	**$770,000**	**$0**

Project ▲	Item	Vendor	A. Original Budget	B. Future Commitments	C. Base Contract	D. Open CORs	E. Executed Change Orders	F. Current Budget (B + C + D + E)	G. Invoiced	H. Balance Remaining (F-G)	I. Delta To Orig. Budget (F-A)
		Appliances	$0	$0	$0	$0	$0	$0	$0	$0	$0
		Classroom furniture	$0	$0	$0	$0	$0	$0	$0	$0	$0
		Common Area furniture	$0	$0	$0	$0	$0	$0	$0	$0	$0
		Nurse Furniture	$0	$0	$0	$0	$0	$0	$0	$0	$0
		TBD	$770,000	$770,000	$0	$0	$0	$770,000	$0	$770,000	$0
	020 Kitchen Equipment		**$0**	**$0**	**$0**	**$0**	**$0**	**$0**	**$0**	**$0**	**$0**
		AKRS Equipment - John Deere	$0	$0	$0	$0	$0	$0	$0	$0	$0
	027 Project Specific 1		**$0**	**$0**	**$170,000**	**$0**	**$0**	**$170,000**	**$0**	**$170,000**	**$170,000**
		Park Enhancements	$0	$0	$170,000	$0	$0	$170,000	$0	$170,000	$170,000
	029 Misc Expenses		**$0**	**$0**	**$0**	**$0**	**$0**	**$0**	**$0**	**$0**	**$0**
		TBD	$0	$0	$0	$0	$0	$0	$0	$0	$0
	030 Project Contingency		**$2,050,888**	**$1,629,216**	**$0**	**$0**	**$0**	**$1,629,216**	**$0**	**$1,629,216**	**($421,672)**
		Project Contingency	$2,050,888	$1,629,216	$0	$0	$0	$1,629,216	$0	$1,629,216	($421,672)
TOTAL			**$125,028,672**	**$102,248,379**	**$22,689,293**	**$0**	**$91,000**	**$125,028,672**	**$3,139,549**	**$121,889,123**	**$0**

Includes retainage. Total payments to vendors to date = $3,138,379