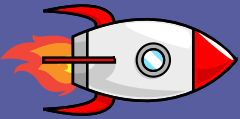


START



 **Mission: Clue Star**


 **Space Command needs intel!**
Ask a question about your book.

Search the story and find a detail that answers it.

 **Log your question and answer in your Space Journal.**

Standard: 2R1 – Ask and answer questions using key details.

 **Mission: Planet Main Idea**

 **You've landed on Planet Main Idea! What is this book mostly about?**


 **Write three important facts or events.**

Standard: 2R2 – Identify the central idea and retell key details.

Second Grade

Summer Reading Challenge


 **Mission: Character Galaxy**

 **Zoom in on a space traveler (character). What challenge do they face? How do they respond?**

 **Draw or describe their actions and why they made those choices.**

Standard: 2R3 – Describe how characters respond to events.

Color in the circles as you make your way through your summer reading tasks! Follow the path of stars to the end of the reading galaxy!






Mission: Word Comet Catch



You spotted a Word Comet flying by! Catch it and figure out what it means using clues around it.




What's the word? What helped you understand it?


Standard: 2R4 – Explain how words and phrases suggest feelings.



Mission: Structure Satellite



Orbit your story! What happened at the start, in the middle, and at the end?




Write what happened in each part of the story's orbit.

Standard: 2R5 – Understand beginning, middle, and end of a story.



Mission: Viewpoint Portal



Open the Viewpoint Portal! What does the author think or feel? Do you agree?





Share your perspective and compare it to theirs.

Standard: 2R6 – Identify the author's point of view.



Mission: Picture Probe


 Engage your visual scanner!
Find a picture or diagram. What does it tell you that the words don't?

 Describe what the picture adds to your understanding.

Standard: 2R7 – Use illustrations to understand the text.



Mission: Evidence Rocket


 You've found a Fact Satellite!
What is one thing the author wants you to learn? What reason do they give to support it?


 Record your finding in your mission report.

Standard: 2R8 – Identify supporting reasons and evidence.



Mission: Connection Capsule

 Engage your connection engines!
Does this story remind you of another book, a movie, or something from your life?

 Write or draw how they are the same and how they're different.

Standard: 2R9 – Compare and connect texts.



FINISH



MISSION: CLUE STAR



SPACE COMMAND NEEDS

INTEL! ASK A QUESTION ABOUT

YOUR BOOK. SEARCH THE

STORY AND FIND A DETAIL

THAT ANSWERS IT.




LOG YOUR QUESTION AND

ANSWER IN YOUR SPACE

JOURNAL.

**STANDARD: 2R1 - ASK AND ANSWER
QUESTIONS USING KEY DETAILS.**




A spiral-bound notebook page with a large empty rectangular box at the top for a drawing or illustration. Below the box are several horizontal lines for writing. The notebook has a spiral binding on the left side.

 **MISSION: PLANET MAIN
IDEA**

 **YOU'VE LANDED ON
PLANET MAIN IDEA! WHAT IS
THIS BOOK MOSTLY ABOUT?**


 **WRITE THREE IMPORTANT
FACTS OR EVENTS.**

**STANDARD: 2R2 - IDENTIFY THE CENTRAL IDEA AND
RETELL KEY DETAILS.**




The notebook is shown from a top-down perspective, with the spiral binding on the left side. The page is white and contains a large, empty rectangular box at the top, followed by seven horizontal lines for writing. The lines are evenly spaced and extend across the width of the page.

 **MISSION: CHARACTER GALAXY**

 **ZOOM IN ON A SPACE TRAVELER (CHARACTER). WHAT CHALLENGE DO THEY FACE? HOW DO THEY RESPOND?**

 **DRAW OR DESCRIBE THEIR ACTIONS AND WHY THEY MADE THOSE CHOICES.**

STANDARD: 2R3 - DESCRIBE HOW CHARACTERS RESPOND TO EVENTS.


A spiral-bound notebook page with a large blank rectangular area at the top and several horizontal lines below for writing. The page is white with a black border and a spiral binding on the left side.

 **MISSION: WORD COMET CATCH**

 **YOU SPOTTED A WORD COMET FLYING BY! CATCH IT AND FIGURE OUT WHAT IT MEANS USING CLUES AROUND IT.**


 **WHAT'S THE WORD? WHAT HELPED YOU UNDERSTAND IT?**

STANDARD: 2R4 -EXPLAIN HOW WORDS AND PHRASES SUGGEST FEELINGS.


A spiral-bound notebook with a black cover and a white page. The page features a large, empty rectangular box at the top, followed by several horizontal lines for writing. The spiral binding is on the left side.

 **MISSION: STRUCTURE
SATELLITE**

 **ORBIT YOUR STORY! WHAT
HAPPENED AT THE START, IN
THE MIDDLE, AND AT THE END?**

 **WRITE WHAT HAPPENED IN
EACH PART OF THE STORY'S
ORBIT.**

**STANDARD: 2R5 - UNDERSTAND BEGINNING,
MIDDLE, AND END OF A STORY.**


A spiral-bound notebook with a large blank box at the top and several horizontal lines below for writing. The notebook is oriented vertically with the spiral binding on the left side.

 **MISSION: VIEWPOINT
PORTAL**

 **OPEN THE VIEWPOINT
PORTAL! WHAT DOES THE
AUTHOR THINK OR FEEL? DO
YOU AGREE?**

 **SHARE YOUR PERSPECTIVE
AND COMPARE IT TO THEIRS.**

**STANDARD: 2R6 - IDENTIFY THE AUTHOR'S POINT OF
VIEW.**


A spiral-bound notebook with a large blank rectangular box at the top and several horizontal lines below it for writing.

 **MISSION: PICTURE PROBE**


 **ENGAGE YOUR VISUAL
SCANNER! FIND A PICTURE OR
DIAGRAM. WHAT DOES IT TELL
YOU THAT THE WORDS DON'T?**

 **DESCRIBE WHAT THE
PICTURE ADDS TO YOUR
UNDERSTANDING.**

**STANDARD: 2R7 - USE ILLUSTRATIONS TO
UNDERSTAND THE TEXT.**


A spiral-bound notebook with a large blank rectangular area at the top and several horizontal lines below it for writing. The notebook is white with a black border and a silver spiral binding on the left side.

 **MISSION: EVIDENCE
ROCKET**


 **YOU'VE FOUND A FACT
SATELLITE! WHAT IS ONE
THING THE AUTHOR WANTS
YOU TO LEARN? WHAT
REASON DO THEY GIVE TO
SUPPORT IT?**


 **RECORD YOUR FINDING IN
YOUR MISSION REPORT.**

**STANDARD: 2R8 - IDENTIFY SUPPORTING
REASONS AND EVIDENCE.**


A spiral-bound notebook with a black cover and a white page. The page features a large, empty rectangular box at the top, followed by several horizontal lines for writing. The spiral binding is on the left side of the page.

 **MISSION: CONNECTION
CAPSULE**

 **ENGAGE YOUR CONNECTION
ENGINES! DOES THIS STORY
REMINDE YOU OF ANOTHER
BOOK, A MOVIE, OR
SOMETHING FROM YOUR LIFE?**

 **WRITE OR DRAW HOW THEY
ARE THE SAME AND HOW
THEY'RE DIFFERENT.**

**STANDARD: 2R9 - COMPARE AND CONNECT
TEXTS.**



A spiral-bound notebook page with a large empty rectangular box at the top for drawing or writing. Below the box are several horizontal lines for writing. The spiral binding is on the left side.

