

**START**

### Mission :Ask & Find!

Ask a question about a character or event in your book. Can you find a part that helps answer it?

 Point to a picture or word that helped you!

Standard K.R.1

### Mission: Big Idea Detective

What is the book mostly about?

 Draw a picture of the most important part!

Standard: K.R.2

### Mission: Character Watch


Who is in the story?  
What are they doing?

 Act it out or draw it!

Standard: K.R.3

### Mission: Word Clue Search


Find a word you that is new to you. Can the pictures or other words help you figure it out.

 Tell someone what you think it means!

Standard: K.R.4

### Mission: Story Parts Hunt


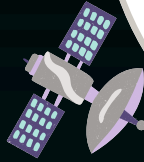
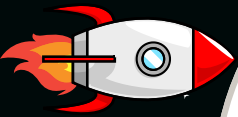
Find the beginning, middle, and end of the story.

 Draw three pictures to show each part!

Standard: K.R.5

**Kindergarten Summer Reading Challenge**

Color in the circles as you make your way through your summer reading tasks! Follow the path of stars to the end of the reading galaxy!





**Mission: Point of View Peek**


Who is telling the story? Is it a character or a narrator?

 Pretend to be the storyteller and say part of the story!

Standard: K.R.6

**Mission: Find a Fact**

What is one thing the book teaches you?


 Say it out loud and point to the picture or words that teach it!

Standard: K.R.8

**FINISH**

**Mission: Me & My Book**

Does this book remind you of something in your life or another story?

 Draw or talk about how they are the same or different!

Standard K.R.9

**Mission: Picture Power!**

Find a word you don't know. Look at one picture in your book. What does it show that the words didn't tell you?


 Talk about it with a buddy!

Standard: K.R.7

**MISSION :ASK & FIND!  
ASK A QUESTION ABOUT A  
CHARACTER OR EVENT IN  
YOUR BOOK. CAN YOU FIND A  
PART THAT HELPS ANSWER IT?**

**📖 POINT TO A PICTURE OR  
WORD THAT HELPED YOU!**

**STANDARD K.R.1**



A spiral-bound notebook page with a large blank rectangular area for drawing or writing, and three horizontal lines for writing below it.

**MISSION: BIG IDEA  
DETECTIVE**

**WHAT IS THE BOOK MOSTLY  
ABOUT?**

 **DRAW A PICTURE OF THE  
MOST IMPORTANT PART!**

**STANDARD: K.R.2**




**MISSION: CHARACTER  
WATCH**

**WHO IS IN THE STORY? WHAT  
ARE THEY DOING?**



**ACT IT OUT OR DRAW IT!**

**STANDARD: K.R.3**



A spiral-bound notebook page with a large blank rectangular area at the top and three horizontal lines below it for writing.

# MISSION: WORD CLUE SEARCH

FIND A WORD THAT IS NEW TO YOU. CAN THE PICTURES OR OTHER WORDS HELP YOU FIGURE IT OUT.

 TELL SOMEONE WHAT YOU THINK IT MEANS!

STANDARD: K.R.4




# MISSION: STORY PARTS HUNT

FIND THE BEGINNING, MIDDLE,  
AND END OF THE STORY.

 DRAW THREE PICTURES TO  
SHOW EACH PART!

STANDARD: K.R.5


A spiral-bound notebook with a grid for drawing and writing. The grid consists of two columns and two rows of large empty boxes. Below the grid are three horizontal lines for writing. The notebook has a black spiral binding on the left side.

**MISSION: POINT OF  
VIEW PEEK**

**WHO IS TELLING THE STORY?  
IS IT A CHARACTER OR A  
NARRATOR?**

**👁️ PRETEND TO BE THE  
STORYTELLER AND SAY PART  
OF THE STORY!**

**STANDARD: K.R.6**



A spiral-bound notebook with a large speech bubble on the top page and three horizontal lines on the bottom page. The notebook is white with a black spiral binding on the left side. The top page features a large, empty speech bubble outline. The bottom page has three horizontal lines for writing.

**MISSION: PICTURE  
POWER!**

**FIND A WORD YOU DON'T  
KNOW. LOOK AT ONE PICTURE  
IN YOUR BOOK. WHAT DOES IT  
SHOW THAT THE WORDS  
DIDN'T TELL YOU?**

**🎨 TALK ABOUT IT WITH A  
BUDDY!**

**STANDARD: K.R.7**




**MISSION: FIND A FACT**

**WHAT IS ONE THING THE  
BOOK TEACHES YOU?**


**📢 SAY IT OUT LOUD AND  
POINT TO THE PICTURE OR  
WORDS THAT TEACH IT!**

**STANDARD: K.R.8**

A large, spiral-bound notebook is positioned on the right side of the page. The notebook has a black cover and a silver spiral binding on the left edge. The page is white and contains a large, empty rectangular box for writing. Below the box, there are three horizontal lines for additional writing.

**MISSION: ME & MY BOOK  
DOES THIS BOOK REMIND YOU  
OF SOMETHING IN YOUR LIFE  
OR ANOTHER STORY?**

**🌍 DRAW OR TALK ABOUT  
HOW THEY ARE THE SAME OR  
DIFFERENT!  
STANDARD K.R.9**

A spiral-bound notebook page with a large blank rectangular area for drawing and three horizontal lines for writing below it. The notebook is white with a black spiral binding on the left side. The drawing area is a large rectangle with a black border. Below the drawing area are three horizontal lines for writing.