

A G E N D A
Riverside Unified School District
Operations Division

Operations/Board Subcommittee Meeting
Conference Room 3 A/B
3380 14th Street, Riverside, California
Thursday, December 20, 2012 – 7:30 – 11:00 a.m.

As required by Government Code 54957.5, agenda materials can be reviewed by the public at the District's administrative offices, Reception Area, First Floor, 3380 Fourteenth Street, Riverside, California.

Action Items

1. Approval of Minutes

The Subcommittee will be asked to approve the minutes of the December 6, 2012, meeting.

2. Riverside STEM Academy Wall Design Options

At the request of the Subcommittee, RCTC staff has developed design options for the form liners for the poured-in-place concrete wall.

It is recommended that the Subcommittee discuss the options and decide on a recommendation for consideration of approval by the entire Board of Education.

3. Elementary Schools Serving the Casa Blanca Community

Staff will present the history concerning the establishment of the school attendance areas in the Casa Blanca community as the result of desegregation in the 1960s. Adjustments to those attendance areas will also be presented.

4. Graphics for Poly Aquatic Center Walls Facing Central Avenue

The Subcommittee has requested an update on the production of the pixilated glass murals and an evaluation of the cost to change the design and impacts to the installation process.

It is recommended that the Subcommittee review the information and determine whether a recommendation to the Board of Education is in order.

5. Re-Purposing of Measure B Funds - Campus Access Control/Security – Admin. Bldg.

The Subcommittee will review and discuss the options for potential Measure B projects related to "Campus Access Control/Security – Admin. Bldg." and will visit those schools of interest.

It is recommended that the Subcommittee determine a recommendation for presentation at a future Board of Education meeting.

Public Relations

6. Subcommittee Member Comments

7. Unscheduled Communications

The Committee will consider requests from the public to comment. Comments should be limited to five minutes or less.

Adjournment

UNOFFICIAL

This is an uncorrected copy of Board Operations Subcommittee Minutes. The Minutes do not become official until they are approved by the Board Subcommittee at the next meeting.

Item No. 1

**Riverside Unified School District
Operations Division**

Board Operations Subcommittee Meeting
3380 14th Street, Riverside, Conference Room 3 A/B
December 6, 2012 – 1:00 p.m.

MINUTES

CALL TO ORDER: 1:00 p.m.

PRESENT: Mr. Tom Hunt, Dr. Charles L. Beaty, and Dr. Kirk Lewis

Also present were Mr. Mike Fine, Mrs. Janet Dixon, Mr. Kevin Hauser, Ms. Michelle Cortes, Principal, Longfellow Elementary School, Mr. Antonio Garcia, Arlington High School Principal, Mr. Rodney Taylor and Ms. Kirsten Roloson, Nutrition Services, Lt. Andy Flores and Sgt. Christian Dinco, Riverside Police Department, Ms. Anne Mayer, Ms. Edda Rosso, Mr. Ian Davidson, and Mr. Richard Quirk, Riverside County Transportation Commission (RCTC), Ms. Melissa Garret, community member, and Ms. Lizette Delgado (Recorder).

Action Items

1. Approval of Minutes

Dr. Beaty moved and Mr. Hunt seconded to approve the minutes of the October 25, 2012, meeting, as presented.

2. Riverside STEM Academy and Highland Elementary School Wall Design Options

Anne Mayer, RCTC, gave a brief overview of the project and presented some possible options for adding graphics to the landscape/sound walls at the Riverside STEM Academy and Highland Elementary School. After discussing each of the options presented, the subcommittee decided to recommend a concrete split face block wall (Option 4) for Highland Elementary School, and a concrete form liner wall (Option 1) for the Riverside STEM Academy. Subcommittee members asked RCTC staff to develop design options with educational themes for the concrete form liner and to present them for consideration at the December 20, 2012, subcommittee meeting. The subcommittee will develop a recommendation for consideration by the Board of Education at the regularly scheduled Board of Education meeting on January 22, 2013. Ms. Mayer stated that RCTC needs to have the Board's decision by January 22, 2013.

Mr. Hunt moved and Dr. Beaty seconded to approve Option 4, a split face two-tone (both sides) block wall for Highland Elementary School, and Option 1, a concrete form liner for the Riverside STEM Academy wall, pending approval of design to be discussed at the December 20, 2012, subcommittee meeting.

3. Re-Purposing of Measure B Funds

The subcommittee reviewed the actions taken by the Board of Education at the November 11, 2012, Board meeting relating to the re-purposing of Measure B projects. After a brief discussion, subcommittee members decided to eliminate item 6, “Replace Stadium Turf in one End-Zone” (Martin Luther King Jr. High School), and to re-explore item 7, “Honor Walk at Remaining High Schools” (Martin Luther King High School, John W. North High School, and Ramona High School) at a future meeting. Dr. Lewis explained that once a decision is made concerning the “Campus Access Control/Security Admin. Bldg.” (at various schools) item, money will most likely be freed-up for other projects. The subcommittee also briefly discussed the status of the Career Tech Ramona Theater, Deferred Maintenance, and Energy Projects to Assist General Fund (Chevron study) items.

4. Longfellow Elementary School Alley

Dr. Lewis stated that the conditions and potential actions concerning the alley were being presented to the subcommittee for discussion and action. Lt. Andy Flores, Riverside Police Department East Area Commander, spoke to the subcommittee regarding the criminal activity in the area. Among other comments, Lt. Flores stated that the police and fire departments will need to be able to have access to the alley in order to perform their job in the event the alley is vacated. Michelle Cortes, Longfellow Elementary School principal, gave a report to the subcommittee regarding the safety issues concerning the alley and stated that she was also concerned with the homeless and other individuals’ activities on the vacant lot facing the alley. Subcommittee members asked staff to contact the City Attorney’s Office to find out who owns the vacant lot and to ask them to work with the District to enforce fencing on the vacant lot because of the disruptive activities taking place on the lot.

After discussing the information received, Mr. Hunt moved and Dr. Beaty approved to plant a wax privet shrub along the south perimeter of the alley, at an estimated cost of \$7,100. The subcommittee will present the recommendation for the Board of Education approval at the regularly scheduled meeting on January 22, 2013.

5. Graphics for Poly Aquatic Center Walls Facing Central Avenue

Mr. Hunt had requested a review of the graphics on the aquatic center walls included in the approval of the athletic facilities master plan project by the Board of Education. Subcommittee members reviewed the graphics presented and asked staff to check on the status of production of the swimmer pixilated glass murals. Mr. Hauser stated that if the graphics are changed before fabrication there will be a \$2,600 charge and that if the graphics have been fabricated, the charge will be \$10,000, for each graphic. Dr. Lewis stated that the source photos must meet a resolution specification. Mr. Hunt said he will send staff high resolution pictures of Tyler Clary (a gold medalist Riverside Polytechnic High School graduate) to be used for the new graphic designs. Dr. Lewis stated that staff will check on the murals’ production status and, based on the findings, will present the subcommittee with a cost estimate to redesign the graphics using Tyler Clary’s pictures at the December 20th Operations Board Subcommittee meeting.

6. Measure B Citizens' Oversight Committee (COC) - Nominations from Board Members

At the request of the subcommittee, the Board of Education was asked to submit nominations for new members to the COC. The nominations were presented to the subcommittee for review and discussion. Nominations received are: Christal Pennington, Lewis Vanderzyl, and Tammy Blackmore. The subcommittee agreed to move forward the nominations for approval by the Board of Education at a future meeting.

Discussion Items

7. Poly High School Arthur Littleworth Theatre Re-dedication

The subcommittee discussed the possibility of re-dedicating the theatre and other options to highlight the theatre. After a brief discussion, subcommittee members recommended to put a dedication plaque in the foyer of the theatre recognizing Arthur Littleworth's contributions to the District and community. The subcommittee also asked staff to get a cost estimate for new signage on the theater's wall facing Victoria Avenue using the same type of signage used above the theatre entrance.

8. Woodcrest Elementary School Septic Tank, Kitchen and Salad Bar Issue

Mr. Rodney Taylor, Nutrition Services Director, informed the subcommittee that the District received approval today from the Health Department to operate a salad bar at Woodcrest Elementary School and that the start date of operation will be January, 2013. Mr. Taylor stated that some of the equipment for the salad bar is coming from Hyatt Elementary School and added that he does not anticipate any expenses, except for the purchase of smallware. He mentioned that the next step is to contact the school principal, Ms. Ekman, to share with her the salad bar operations plan and process, including staff training and communication to parents prior to the start date. At Mr. Hunt's request, Mr. Taylor briefly informed the subcommittee about the central kitchen improvements and the number of meals per day served in the District. Mr. Fine stated that the pilot breakfast program will be eliminated in the next 30 days because the funding grant will run out of money and the program it is not a sustainable program for the District.

Public Relations

9. Unscheduled Communications

Antonio Garcia, Arlington High School Principal, spoke to the subcommittee regarding a concern raised by an Arlington parent at the December 3rd Board of Education meeting about safety issues at the baseball field.

Adjournment

The meeting was adjourned at 3:10 p.m.

**Riverside Unified School District
Operations Division
December 20, 2012**

Elementary Schools Serving Casa Blanca

History:

1960's: Casa Blanca Elementary on Madison Street was closed and attendance areas re-drawn to promote desegregation and equality amongst schools. Schools serving the Casa Blanca community became: Harrison, Jackson, Jefferson, Liberty, Madison, Monroe, and Washington Elementary Schools. (1960's and 2011 CBEDS showing ethnicity attached)

2003/2004: In response to community leader comments, the Mayor requested a study of attendance boundaries for elementary schools in Casa Blanca. RUSD convened a group of parents and school staff to study consolidating the number of schools serving the Casa Blanca Community. (Minutes attached). The group consensus was that parents preferred the existing attendance boundaries which provided bus transportation to school and avoided students walking past railroad tracks, migrant day workers outside Home Depot, and the 91 freeway ramps

2007: RUSD Board desired to eliminate multi-track year round calendars at elementary schools. The attendance area for students in the Casa Blanca Community attending Jackson and Liberty Elementary Schools was changed to Victoria Elementary School. The move reduced the student populations at Liberty and Jackson enough to allow those schools to go to a traditional schedule. Students from Casa Blanca still received bus transportation to elementary school, but were closer to home. Travel distance was cut an average of 40%. (Attachment: Excerpt of Proposed Attendance Area Adjustment, February 12, 2007)

2008: The new Hawthorne Elementary School had enough room to accommodate 81 students in the Jefferson transportation area who lived within walking distance to the new Hawthorne location. Though this area is not within the area currently defined as Casa Blanca, it had been included previously in discussions regarding the desegregation plan implemented in the 1960's. (Attachment: Excerpt of Proposed Elementary Attendance Area Adjustment 2008/2009, January 11, 2008)

2012: 682 Elementary Students live within the City's official Casa Blanca boundaries as of CBEDS 2011. The elementary schools serving this area with their number of students are Harrison (65) , Jefferson (100), Madison (55), Monroe (47) Victoria (122) and Washington (279). (2011 CBEDS, Casa Blanca Student Enrollment and Current Elementary Attendance Areas for Casa Blanca attached)

RIVERSIDE UNIFIED SCHOOL DISTRICT
OFFICE OF THE SUPERINTENDENT

PUPIL ENROLLMENTS BY RACE

1964-65 (December, 1964)

	Total	Caucasian	Negro	Mexican-American	Other Minority	Total Minority	Percent Minority 1964-1965
Alcott	687	682	3	2	0	5	.7
Adams	627	574	.11	31	11	53	8.5
Bryant	234	228	2	1	3	6	2.6
Casa Blanca	485	1	133	330	1	464	99.8
Emerson	359	188	148	17	6	171	47.6
Fremont	532	448	0	83	1	84	15.8
Grant	258	225	7	24	2	33	12.8
Harrison	440	395	21	22	2	45	10.2
Hawthorne	457	383	5	54	15	74	16.2
Highgrove	426	333	0	93	0	93	21.8
Highland	457	431	0	2	24	26	5.7
Hyatt	396	383	0	4	9	13	3.3
Irving	326	0	183	142	1	326	100.0
Jackson	803	782	3	14	4	21	2.6
Jefferson	832	793	8	27	4	39	4.7
Liberty	433	400	5	21	7	33	7.6
Lincoln	366	280	4	78	4	86	23.5
Longfellow	511	309	101	98	3	202	39.5
Lowell	355	7	198	145	2	345	97.2
Madison	605	497	8	98	2	108	17.9
Magnolia	624	610	0	13	1	14	2.2
Monroe	828	805	3	15	5	23	2.8
Mt. View	985	894	45	32	14	91	9.2
Pachappa	371	361	4	2	4	10	2.7
Palm	405	378	5	20	2	27	6.7
Sunshine	82	65	6	9	2	17	20.7
Victoria	514	503	1	6	4	11	2.1
Washington	573	464	37	69	3	109	19.0
TOTAL	13,951	11,422	941	1,452	136	2,529	18.1
Central	1,053	873	69	105	6	180	17.1
Chemawa	1,300	1,231	5	59	5	69	5.3
Gage	1,010	776	59	172	3	234	23.2
Sierra	1,285	1,223	16	42	4	62	4.8
University	899	580	168	144	7	319	35.5
TOTAL	5,547	4,683	317	522	25	864	15.6
Poly	2,653	2,279	172	195	7	374	14.1
Ramona	2,873	2,617	66	179	11	256	8.9
TOTAL	5,526	4,896	238	374	18	630	11.4
DISTRICT							
TOTALS	25,024	21,001	1,496	2,348	179	4,023	16.1

1967-68 (December, 1967)

	Total Enroll- ment	Number Cauca- sians	Number Negro	Number Mexican- American	Number Other Minority	Total Number Minority	Percent Minority 1967-68	Percent Minority 1966-67	Percent Minority 1965-66
Adams	748	580	40	110	9	168	22.6	17.9	10.6
Alcott	684	587	7	16	2	97	14.2	10.3	2.7
Bryant	320	263	2	30	1	57	17.8	11.8	3.7
Castle View	311	279		32		32	10.2		
Emerson	382	210	150	16	6	172	45.0	42.9	55.4
Fremont	703	493	4	198	8	210	29.8	24.8	21.4
Grant	237	198	6	31	2	39	16.4	18.2	20.4
Harrison	598	502	22	62	12	96	16.0	22.2	20.9
Hawthorne	509	389	11	81	28	120	23.5	26.0	21.9
Highgrove	562	424	4	131	3	138	24.5	19.8	23.7
Highland	758	653	63	16	26	105	13.8	13.9	4.1
Hyatt	430	377	32	8	13	53	11.3	13.6	6.4
Jackson	984	792	71	120	1	192	19.5	18.0	1.9
Jefferson	943	737	74	128	4	206	21.8	19.5	3.5
Liberty	515	414	22	71	8	101	19.6	20.3	17.5
Longfellow	540	227	154	154	5	313	57.9	54.7	48.6
Madison	592	466	17	106	3	126	21.2	21.3	22.3
Magnolia	684	555	30	95	4	129	18.8	13.8	4.1
Monroe	899	705	41	145	8	194	21.5	13.6	5.0
Mt. View	1071	907	92	46	26	164	15.3	12.6	8.3
Pachappa	406	302	66	32	6	104	25.6	22.9	16.5
Palm	420	339	58	22	1	81	19.2	18.3	9.2
Victoria	609	480	42	82	5	129	21.1	13.0	9.9
Washington	624	469	57	95	3	155	24.8	28.4	26.8
* Sunshine	78	59	8	9	2	19	24.3	24.0	16.7
T.M.R.	45	34	4	7		11	24.4		
Central	1087	882	61	142	2	205	18.0	16.8	15.4
Chemawa	1418	1342	5	65	6	76	5.3	6.8	6.1
Gage	1266	1036	62	161	7	230	18.1	24.7	19.7
Sierra	1349	1253	37	54	5	96	7.1	8.4	6.8
University	995	623	172	182	18	372	37.3	32.9	35.1
North	1243	937	113	184	9	306	24.6	22.4	22.8
Poly	1654	1426	115	106	7	228	13.7	12.6	11.9
Ramona	2772	2510	50	204	8	262	9.4	8.5	8.8
Adult Ed.	1173	958	50	130	35	215	18.3		
Learning Cen.	53	36	8	9		17	32.0		
Lincoln Cont.	156	101	26	27	2	55	35.2		
Strict									
Totals	27,818	22,545	1881	3107	285	5273	18.9	18.2	16.7

* School for physiologically handicapped children.

FALL CENSUS (CBEDS) ETHNICITY & ACADEMIC ENGLISH LEARNERS BY SCHOOL: Oct. 5, 2011

TABLE 2

SCHOOL	Native American	Asian	Pacific Islander	Filipino	Hispanic	Black	White	Left Blank Oth/Unk	Oct-11 % Non White	Oct-10 % Non White	Change % Non White	AEL on 10/5/11	
	N %	N %	N %	N %	N %	N %	N %	N %	White	White	White	N	
Adams	6 1.2%	10 2.0%	5 1.0%	3 0.6%	361 72.9%	23 4.6%	80 16.2%	7 1.4%	83.8%	80.2%	3.6%	177 35.8%	
Alcott	7 0.8%	6 0.7%	9 1.0%	6 0.7%	438 50.9%	130 15.1%	255 29.7%	9 1.0%	860 70.3%	68.1%	2.2%	141 16.4%	
Beatty	3 0.4%	11 1.6%	5 0.7%	9 1.3%	526 74.3%	71 10.0%	73 10.3%	10 1.4%	708 89.7%	88.9%	0.8%	226 31.9%	
Bryant	2 0.5%	7 1.6%	3 0.7%	7 1.6%	242 55.0%	40 9.1%	132 30.0%	7 1.6%	440 70.0%	78.0%	-8.0%	72 16.4%	
Castle View	2 0.4%	16 2.8%	2 0.4%	7 1.2%	271 48.0%	47 8.3%	205 36.3%	15 2.7%	565 63.7%	65.1%	-1.4%	105 18.6%	
Emerson	8 1.1%	36 5.1%	8 1.1%	3 0.4%	394 56.1%	120 17.1%	107 15.2%	26 3.7%	702 84.8%	85.1%	-0.3%	166 23.6%	
Franklin	10 1.2%	55 6.7%	10 1.2%	25 3.0%	245 29.9%	65 7.9%	385 47.0%	25 3.0%	820 53.0%	53.7%	-0.7%	28 3.4%	
Fremont	3 0.5%	5 0.9%	1 0.2%	1 0.2%	439 76.9%	49 8.6%	64 11.2%	9 1.6%	571 88.8%	87.6%	1.2%	194 34.0%	
Harrison	5 0.8%	20 3.4%	2 0.3%	4 0.7%	334 56.7%	37 6.3%	180 30.6%	7 1.2%	589 69.4%	67.2%	2.2%	122 20.7%	
Hawthorne	6 0.9%	9 1.4%	2 0.3%	4 0.6%	448 69.2%	47 7.3%	122 18.9%	9 1.4%	647 81.1%	83.7%	-2.6%	183 28.3%	
Highgrove	8 1.3%	2 0.3%	2 0.3%	2 0.3%	511 85.9%	10 1.7%	53 8.9%	7 1.2%	595 91.1%	89.5%	1.6%	227 38.2%	
Highland	5 0.6%	19 2.4%	13 1.6%	3 0.4%	489 61.7%	112 14.1%	136 17.2%	16 2.0%	793 82.8%	82.8%	0.0%	221 27.9%	
Hyatt	0 0.0%	8 2.6%	1 0.3%	0 0.0%	197 63.8%	41 13.3%	57 18.4%	5 1.6%	309 81.6%	80.3%	1.3%	71 23.0%	
Jackson	2 0.2%	17 2.1%	2 0.2%	9 1.1%	612 74.5%	52 6.3%	115 14.0%	13 1.6%	822 86.0%	84.4%	1.6%	315 38.3%	
Jefferson	9 1.0%	19 2.1%	4 0.4%	2 0.2%	652 73.1%	50 5.6%	136 15.2%	20 2.2%	892 84.8%	84.3%	0.5%	275 30.8%	
Kennedy	4 0.4%	104 9.7%	11 1.0%	23 2.1%	307 28.7%	85 7.9%	508 47.5%	28 2.6%	1070 52.5%	51.5%	1.0%	81 7.6%	
Lake Matthews	2 0.2%	76 9.5%	7 0.9%	52 6.5%	244 30.5%	54 6.7%	346 43.2%	20 2.5%	801 56.8%	57.4%	-0.6%	71 8.9%	
Liberty	8 0.9%	13 1.5%	15 1.7%	6 0.7%	673 77.3%	46 5.3%	103 11.8%	7 0.8%	871 88.2%	87.8%	0.4%	342 39.3%	
Longfellow	6 0.7%	6 0.7%	0 0.0%	1 0.1%	750 93.3%	13 1.6%	21 2.6%	7 0.9%	804 97.4%	98.8%	-1.4%	485 60.3%	
Madison	3 0.4%	5 0.7%	3 0.4%	3 0.4%	519 75.7%	51 7.4%	91 13.3%	11 1.6%	686 86.7%	82.5%	4.2%	253 36.9%	
Magnolia	6 0.9%	4 0.6%	2 0.3%	3 0.4%	392 55.6%	57 8.1%	214 30.4%	27 3.8%	705 69.6%	72.1%	-2.5%	138 19.6%	
Mark Twain	10 0.9%	70 6.6%	6 0.6%	58 5.5%	401 38.0%	93 8.8%	399 37.9%	17 1.6%	1054 62.1%	60.1%	2.0%	89 8.4%	
Monroe	6 0.9%	3 0.5%	2 0.3%	3 0.5%	493 76.4%	40 6.2%	92 14.3%	6 0.9%	645 83.7%	84.7%	1.0%	251 38.9%	
Mt. View	2 0.3%	17 2.3%	2 0.3%	4 0.5%	589 79.2%	35 4.7%	87 11.7%	8 1.1%	744 88.3%	86.0%	2.3%	299 40.2%	
Pachappa	1 0.1%	5 0.7%	2 0.3%	1 0.1%	411 61.0%	39 5.8%	204 30.3%	11 1.6%	674 69.7%	66.9%	2.8%	149 22.1%	
Rivera	5 0.7%	42 6.3%	6 0.9%	20 3.0%	212 31.7%	51 7.6%	311 46.5%	22 3.3%	669 53.5%	53.4%	0.1%	41 6.1%	
Sunshine/TEAM	1 1.9%	2 3.7%	0 0.0%	1 1.9%	26 48.1%	6 11.1%	18 33.3%	0 0.0%	54 66.7%	64.4%	2.3%	9 16.7%	
Taft	5 0.1%	13 1.8%	10 1.4%	6 0.8%	460 62.8%	55 7.5%	178 24.3%	9 1.2%	732 75.7%	74.9%	0.8%	245 33.5%	
Victoria	5 0.9%	16 2.8%	1 0.2%	4 0.7%	365 63.8%	34 5.9%	133 23.3%	14 2.4%	572 76.7%	75.9%	0.8%	141 24.7%	
Washington	7 0.8%	15 1.8%	2 0.2%	9 1.1%	501 60.5%	34 4.1%	238 28.7%	22 2.7%	828 71.3%	70.5%	0.8%	148 17.9%	
Woodcrest	4 0.6%	20 3.2%	0 0.0%	8 1.3%	206 33.4%	32 5.2%	341 55.3%	6 1.0%	617 44.7%	46.8%	-2.1%	40 6.5%	
All Elem.	147 0.7%	651 3.1%	138 0.6%	287 1.3%	12708 59.6%	1619 7.6%	5384 25.2%	400 1.9%	74.8%	74.3%	0.5%	5305 24.9%	
Oct. 2010	123 0.6%	669 3.1%	139 0.6%	279 1.3%	12668 58.6%	1693 7.9%	5538 25.2%	420 2.0%	21529	682	5335	24.8%	
Central	3 0.4%	6 0.9%	2 0.3%	3 0.4%	461 67.6%	67 9.8%	135 19.8%	5 0.7%	682 80.2%	80.2%	0.0%	93 13.6%	
Chenawa	8 0.8%	10 1.0%	5 0.5%	5 0.5%	716 73.0%	75 7.6%	155 15.8%	7 0.7%	981 84.2%	82.8%	1.4%	193 19.7%	
Earhart	1 0.1%	83 8.0%	11 1.1%	21 2.0%	301 28.9%	95 9.1%	518 49.7%	13 1.2%	1043 50.3%	50.5%	-0.2%	24 2.3%	
Gage	6 0.6%	21 2.1%	5 0.5%	6 0.6%	545 53.8%	79 7.8%	344 34.0%	7 0.7%	1013 66.0%	68.3%	-2.3%	87 8.6%	
Miller	4 0.4%	61 6.6%	6 0.6%	35 3.8%	290 31.3%	92 9.9%	430 46.4%	8 0.9%	926 53.6%	56.0%	-2.4%	38 4.1%	
Sierra	8 0.9%	16 1.8%	5 0.6%	4 0.4%	646 71.8%	60 6.7%	156 17.3%	5 0.6%	900 82.7%	82.5%	0.2%	155 17.2%	
STEM	1 0.5%	14 6.8%	1 0.5%	3 1.4%	52 25.1%	19 9.2%	112 54.1%	5 2.4%	207 45.9%	N/A	N/A	3 1.4%	
University	4 0.5%	10 1.2%	8 1.0%	5 0.6%	596 72.9%	100 12.2%	91 11.1%	3 0.4%	817 88.9%	88.7%	0.2%	163 20.0%	
All Middle	35 0.5%	221 3.4%	43 0.7%	82 1.2%	3607 54.9%	587 8.9%	1941 29.5%	53 0.8%	70.5%	72.0%	-1.5%	756 11.5%	
Oct. 2010	33 0.5%	218 3.4%	30 0.5%	88 1.4%	3631 56.1%	621 9.6%	1812 28.0%	37 0.6%	6569	6470	937	14.5%	
Arlington	17 0.8%	66 3.0%	10 0.5%	33 1.5%	1324 61.1%	155 7.1%	553 25.0%	10 0.5%	2168 74.5%	74.1%	0.4%	233 10.7%	
North	6 0.2%	114 4.6%	22 0.9%	27 1.1%	1565 63.7%	319 13.0%	368 15.0%	36 1.5%	2457 85.0%	84.1%	0.9%	342 13.9%	
King	10 0.3%	222 7.3%	16 0.5%	90 2.9%	890 29.1%	338 11.0%	1475 48.2%	20 0.7%	3061 51.8%	50.9%	0.9%	54 1.8%	
Poly	12 0.4%	65 2.3%	15 0.5%	28 1.0%	1381 48.5%	263 9.2%	1060 37.2%	23 0.8%	2847 62.8%	61.6%	1.2%	235 8.3%	
Ramona	9 0.4%	39 1.8%	13 0.6%	15 0.7%	1504 68.6%	159 7.3%	447 20.4%	5 0.2%	2191 79.6%	78.8%	0.8%	325 14.8%	
Lincoln	1 0.3%	1 0.3%	0 0.0%	1 0.3%	253 85.8%	17 5.8%	22 7.5%	0 0.0%	295 92.5%	94.4%	-1.9%	102 34.6%	
Opportunity	0 0.0%	2 0.9%	4 1.8%	0 0.0%	146 65.8%	20 9.0%	49 22.1%	1 0.5%	222 77.9%	76.0%	1.9%	37 16.7%	
Raincross	2 1.0%	1 0.5%	0 0.0%	1 0.5%	122 61.9%	29 14.7%	42 21.3%	0 0.0%	197 78.7%	76.5%	2.2%	29 14.7%	
Gateway	0 0.0%	1 0.6%	0 0.0%	1 0.6%	98 62.4%	22 14.0%	28 17.8%	7 4.5%	157 82.2%	80.5%	1.7%	11 7.0%	
Riverside Virtual	1 1.0%	0 0.0%	2 2.1%	1 1.0%	31 32.0%	13 13.4%	47 48.5%	2 2.1%	97 51.5%	44.1%	7.4%	1 1.0%	
NPS Sped	1 0.8%	2 1.5%	0 0.0%	0 0.0%	54 41.2%	26 19.8%	48 36.6%	0 0.0%	131 63.4%	52.9%	10.5%	9 6.9%	
Summit View/IS	7 1.1%	9 1.4%	4 0.6%	5 0.8%	343 51.8%	59 8.9%	234 35.3%	1 0.2%	662 64.7%	66.2%	-1.5%	50 7.6%	
All High	66 0.5%	522 3.6%	86 0.6%	202 1.4%	7711 53.2%	1420 9.8%	4373 30.2%	105 0.7%	14485	69.8%	69.1%	1428 9.9%	
Oct. 2010	71 0.5%	530 3.6%	81 0.6%	175 1.2%	7720 52.7%	1418 9.7%	4522 30.9%	129 0.9%	14646	69.8%	69.1%	1521 10.4%	
DISTRICT	248 0.6%	1894 3.3%	287 0.6%	571 1.3%	24028 56.7%	3026 8.6%	11698 27.8%	558 1.3%	42388	72.4%	72.2%	0.2%	7489 17.7%
Oct. 2010	248 0.6%	1894 3.3%	287 0.6%	542 1.3%	24019 56.3%	3732 8.8%	11872 27.8%	586 1.4%	42645	72.4%	72.2%	0.2%	8475 19.8%

**Riverside Unified School District
Operations Division**

Casa Blanca Attendance Area Review Committee

January 15, 2004

3:30 PM

Madison Elementary School Library

PRESENT: Support Staff: Dr. Kirk Lewis, Mrs. Janet Dixon, Mr. Pedro Payne (City of Riverside), Mrs. Arlynn Birkeland (Recorder) and the following school site representatives:

Jackson ES: Char Gebeau (Principal), Josefina Curiel (Parent), Marciela Cortez (Parent), Adela Flores (Staff Member and Translator)
Washington ES: Tim Martin (Principal), Laurie Berry (parent), Rosa Tapia (Parent)
Jefferson ES: Shanda Morgan (Principal), Eleanor Manzanares (Parent)
Liberty ES: Pam Williams (Principal), Suzanne Thompson (Parent)
Madison ES: Janelle Woodward (Principal) Shirl Ferguson (PTA Pres.)

Also in Attendance: Brenda Duran (Jackson Parent), Paul Chavez (representing Jefferson community)

ABSENT: Georgia Hill and the following site representatives:

Jefferson ES: Connie Giles
Monroe: Robert Murphy, Rosa Zamora and Lupe Quijada
Liberty ES: Maria Jurado
Madison ES: Beatrice Alfaro

Dr. Lewis welcomed the new participants to the group and thanked them for attending the third meeting of the Casa Blanca Attendance Area Review Committee.

1. Minutes – December 17, 2003

Dr. Lewis distributed the minutes from the December 17, 2003 Casa Blanca AARC and indicated that any corrections may be phoned in to his office at 788-7154.

As a follow-up from the last meeting, Dr. Lewis mentioned that parent representatives were asked to solicit input and reaction of Model A from their constituents in their respective school attendance area. Dr. Lewis said that at the last meeting, parent representatives in attendance reported on input they had received from parents. At that meeting, it appeared that an overwhelming majority of the parent representatives

prefer to have the attendance areas remain “as is” since they feel their children are safer riding the bus than they would be walking to school (even if the school is closer to their residence). In addition, Dr. Lewis mentioned that the day labor issue, even if that issue was resolved, would not alleviate the concern of the parents in the area since they feel this is a safety issue with respect to traffic.

After all parent representatives have had another opportunity to provide input today, Dr. Lewis said that the Committee will determine what, if any, steps the process should take to move forward.

Dr. Lewis introduced and welcomed Pedro Payne, who recently replaced Javier Rosales, former Community Relations Administrator at the City of Riverside.

For the benefit of today’s visitors, Dr. Lewis explained that Model A does not include a shift of students from all of the schools represented on the Attendance Area Review Committee. Model A does include transferring approximately 80 students from Jackson to Madison and approximately 56 students from Liberty to Washington. It was noted that students from Jackson and Liberty would be within walking distance of Madison and Washington respectively. It was also noted that schools would be more accessible to parents.

Dr. Lewis stated that, should it be determined that the process move forward to the community, meetings would be held at a central location, such as the library or perhaps at the Maintenance & Operations complex on Washington Street. Parents would be invited to participate in the comment and input process in a manner similar to the one afforded to the Attendance Area Review Committee. He noted that there is, however, no obligation for the AARC to send forward a proposal recommendation to the community. Whatever the Committee deems appropriate, Dr. Lewis will carry the recommendation forward to the Superintendent’s Cabinet for further review and discussion.

Dr. Lewis asked each school’s representatives to provide input and comment. He also asked each representative to provide a recommendation as to whether the Committee should move Model A forward to a community meeting.

2. Comments from Liberty Parent Representatives

Mrs. Suzanne Thompson said her comments are her own personal comments since she has not spoken with other parents. She said that she is a former Jefferson student and was later bussed to Liberty. She feels that students who live in her area travel too long on a bus. She would prefer that her children walk to Washington Elementary School. She feels that the walking path to Washington would be a safe path of travel for her children. Mrs. Thompson said there are four elementary schools that are closer to her home than Liberty. Dr. Lewis said that the walking path for her

children would most likely involve Victoria or Lincoln to Jane and on to Washington Elementary School.

Mrs. Thompson said she has tried to get her daughter transferred (intra district transfer) to Washington to no avail due to the lack of available space. She said it is very difficult for her to pick up her children after school and still get to work on time.

Mrs. Pam Williams said that received input via responses to letters she sent to the Casa Blanca families, school visits by parents, and phone calls. Mrs. Williams said she offered the Casa Blanca parents three response options in her letter: 1) Yes, they were interested in the proposal; 2) No, they were not interested in the proposal; or 3) They needed more information about the proposal. She sent the letter to 37 families and that 15 responses were received. Twelve responses were returned with a “no” vote and they indicated they did not want their children walking to school. Two families said they needed more information. One family said they would be in favor of looking at a change. In effect, 95% of the respondents are in favor of staying at their current school.

Jackson Elementary School Comments

Dr. Lewis complimented Mrs. Maricela Cortez for the “yeoman’s job” she did in surveying the Casa Blanca parents who are assigned to Jackson Elementary School.

Through a translator, Mrs. Cortez reported that at the last meeting of the AARC she had been in contact with 40 families. As of today, she has been in contact with 62 out of the 80 families in the Casa Blanca area. None of the families surveyed agree with Model A. All of the parents want the attendance areas to remain the same. She said parents are planning to attend a community meeting if one is scheduled to voice their concerns.

Madison Elementary School Comments

Mrs. Woodward shared that, with respect to the parents she has spoken to, without exception, every parent has expressed concern about the impact of additional students on campus. Her recommendation is that it is not necessary to hold a community meeting. Mrs. Woodward said that she is happy to consider transfers into Madison as long as grade levels are not impacted and with the understanding that students will exhibit proper behavior.

Mrs. Shirl Ferguson said she does not support the change in attendance areas. Although she feels that, based on information Dr. Lewis has shared, the Madison campus could support additional students, she feels the parents are not in favor of a change. She said she does not see a need for a community meeting.

Jefferson Elementary School Comments

On behalf of Mrs. Giles, Ms. Shanda Morgan said that all of the parents she has spoken to do not support attendance areas changes. She does not feel the need for the Jefferson community to be involved in the process any further.

Mrs. Manzanares said that her immediate reaction to hearing that there was a proposal to change attendance area was that she was strongly opposed because of the path of travel students would need to take including walking past the Home Depot, railroad tracks, and the area where day laborers congregate. Students would have to cross Madison, Indiana, and the ramp for the east bound freeway not to mention other undesirable areas. Mrs. Manzanares currently walks her grandchildren to the bus stop near their home. She feels if the process can be stopped at this level, it should be. Mrs. Manzanares feels if a community meeting is held, a lot of negative reaction will be expressed. She mentioned the need for additional crossing guards throughout the city.

Jackson Elementary School Comments

Mrs. Brenda Duran, a Jackson parent, shared that she has lived in Casa Blanca for 12 years and her children would need to cross the railroad tracks, walk past drug dealers, walk down Madison Street, by yellow caution lights, and cross under the freeway. She commented that many people drive too fast in the area. She discussed the day laborers looking for work. She said she is not able to provide transportation for her children. Her recommendation is to leave the attendance areas as is.

Ms. Flores said that as a teacher, she has observed the strong commitment of Casa Blanca Parents as she has spoken with them. She said that none of the parents she has spoken with want to have the attendance areas changed. They do not want their children to walk to school. Ms. Flores mentioned the cohesiveness that has been created between the parents and staff at Jackson. Ms. Flores said she does not feel there is a need for a community meeting since the parents feel very strongly about this topic and they are very concerned.

Through a translator, Ms. Josefina Curiel said that, although it is redundant, she has spoken to parents and they all agree that they do not want the attendance areas changed and they all have the same concern: safety. They do not want their children walking to school. Many of the parents work and are not able to provide transportation to school for their children. The parents are happy with the attendance areas as they are currently configured. Ms. Curiel indicated that there was no need to take this topic forward to a community meeting as long as this AARC reaches a positive agreement. In response to a question from Dr. Lewis, Ms. Curiel indicated that if a community meeting is held, the same message will be sent: do not change the attendance areas.

Mrs. Gebeau said that she had driven the route that the students would be required to walk and she felt that safety might be an issue since there was a lot of traffic, speeds were high, and people were pulling in and out of parking lots where students would be traversing.

Through a translator, Mrs. Marciela Cortez indicated that she has the same thoughts previously expressed. She feels very strongly that if a community meeting is held to discuss Model A, the same concerns will be heard that are being voiced in this meeting.

Liberty Elementary School – Additional Comments

Mrs. Pam Williams said that in listening to AARC parent representative comments, she has heard no support for an attendance area change other than the sentiments of Suzanne Thompson, which is a unique personal situation. Mrs. Williams noted the social attachment that the Casa Blanca parents have to Liberty Elementary School.

Mrs. Suzanne Thompson said that although she understands the safety concerns expressed by the other parents she prefers that her children attend a neighborhood school. She feels they are on the bus for too much time each school day. Mrs. Thompson expressed her desire to have her children approved on an open enrollment transfer to Washington Elementary School.

Washington Elementary School

Mr. Tim Martin shared his opinion that it might be worthwhile to consider the possibility of allowing special consideration for Casa Blanca parents who wish to have their students transfer in to Washington or Madison. He suggested that instead of allowing 20 intra district transfers, the District could allow 10 spaces for transfers and use the other 10 for open enrollment transfers between those schools that serve Casa Blanca students.

Dr. Lewis explained that the Open Enrollment process is an application process that is available for several weeks when parents can apply for transfer to schools that have slots available. At the elementary level, all of the RUSD schools have been closed to open enrollment transfers since most of our elementary schools are at or near capacity. Since Washington and Madison are an exception (to some degree) in that they do have limited classroom space, there is a possibility that transfers could be allowed into these two schools.

Dr. Lewis mentioned that open enrollment transfers, when approved, guarantee that the student and his/her sibling(s) may remain at that school. There is no provision for revocation of the transfer in the open enrollment process. Intra-district transfers, however, are approved with stipulations with regard to available space and appropriate behavior of the students. Dr. Lewis said that Mrs. Dixon works with

principals every year to discuss how many intra district transfers will be allowed. Dr. Lewis said that the space issue at Madison and Washington can be reviewed and addressed as needed.

Mr. Martin said that as long as space impacts at Washington will not result in a return to the year-round education program, parents are very welcoming to the idea of students transferring to Washington. Mr. Martin said it is his recommendation that, since there is such a strong consensus at this meeting, there is no need for a community meeting.

Mrs. Laurie Berry said that she understood that it was the focus of this group to provide people the opportunity to attend neighborhood schools. There has been an overwhelming response that people in Casa Blanca do not want neighborhood schools but would prefer that their child(ren) ride a school bus. If, on the other hand, one or two families prefer to attend a neighborhood school, she feels they should be accommodated. She said everyone would be happy if attendance areas are not changed but transfers are allowed in to those two schools for the few families who do desire a transfer to another school.

Mrs. Rosa Tapia said she agrees with the sentiments of the other AARC members and does not see a need for another meeting. She supports that concept of providing an opportunity for intra district transfers to Washington and Madison.

Additional Comments

Mrs. Shanda Morgan said she also supports the possibility of allowing the Casa Blanca a priority option for transferring to nearby schools if that is their desire. She said that out of 1,200 students at Jefferson, there might be some parents who would like to apply for an intra district transfer.

Mr. Pedro Payne said that this topic was initiated as the result of a neighborhood night out held by Mayor Loveridge. He said that he was not certain if the feedback provided to the Mayor was from a Casa Blanca parent or from someone representing the Casa Blanca community. He acknowledged that this group is representative of the parents in the Casa Blanca community. He expressed his appreciation for the survey undertaken by Mrs. Curiel reflecting that 96% of the Jackson Casa Blanca parents are opposed to moving attendance areas. He said it is his personal opinion that the "voice of the community" is a very strong voice. Mr. Payne will share the sentiments of the AARC with the Mayor.

Mr. Payne complimented the school district, and specifically the Operations Division, for its proactive approach to Mayor Loveridge's request. Mr. Payne said that it is his opinion that the District is addressing the needs of the parents. He said he does not recommend taking this process forward at a community meeting. Mr. Payne noted that the District has moved beyond the thinking of the 1960's where bussing of

students was needed to afford educational opportunities since all of the RUSD schools are fine institutions of learning.

Mr. Paul Chavez said he was representing Jefferson. He said he urges the school district not to make a decision "against the community". Mr. Chavez said he came to the meeting prepared to make a recommendation to the parent representatives with regard to getting legal representation since he feels if attendance areas are changed, action needs to be taken against the decision makers.

Dr. Lewis said that the purpose of the Casa Blanca AARC is not to make a decision; rather, it was to forward a recommendation to the Superintendent of Schools.

3. Next Steps

Dr. Lewis discussed the possibility of opening up transfer opportunities into Washington and Madison. The District will consider all options. Dr. Lewis thanked all of the Casa Blanca AARC members for the time they have dedicated to this process. Dr. Lewis said that he will carry a recommendation forward to the Superintendent of Schools to leave the attendance areas in tact. Further, he will indicate that there was a clear consensus of the group to not send a proposal forward to the community. In addition, Dr. Lewis said that one focus of effort will be to open up transfer opportunities to Washington and Madison.

Dr. Lewis said that should there be a decision made to move the process forward, he will reconvene the AARC for further discussion.

The meeting adjourned at 4:35 PM.

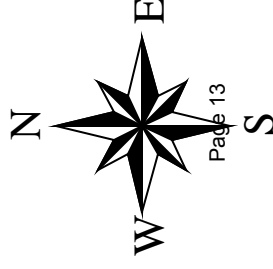
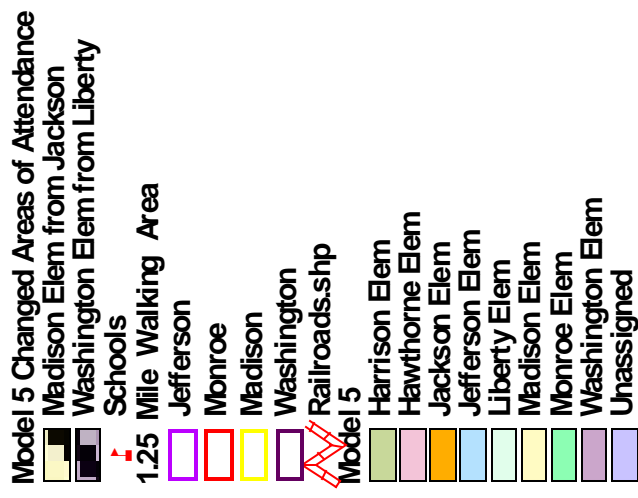
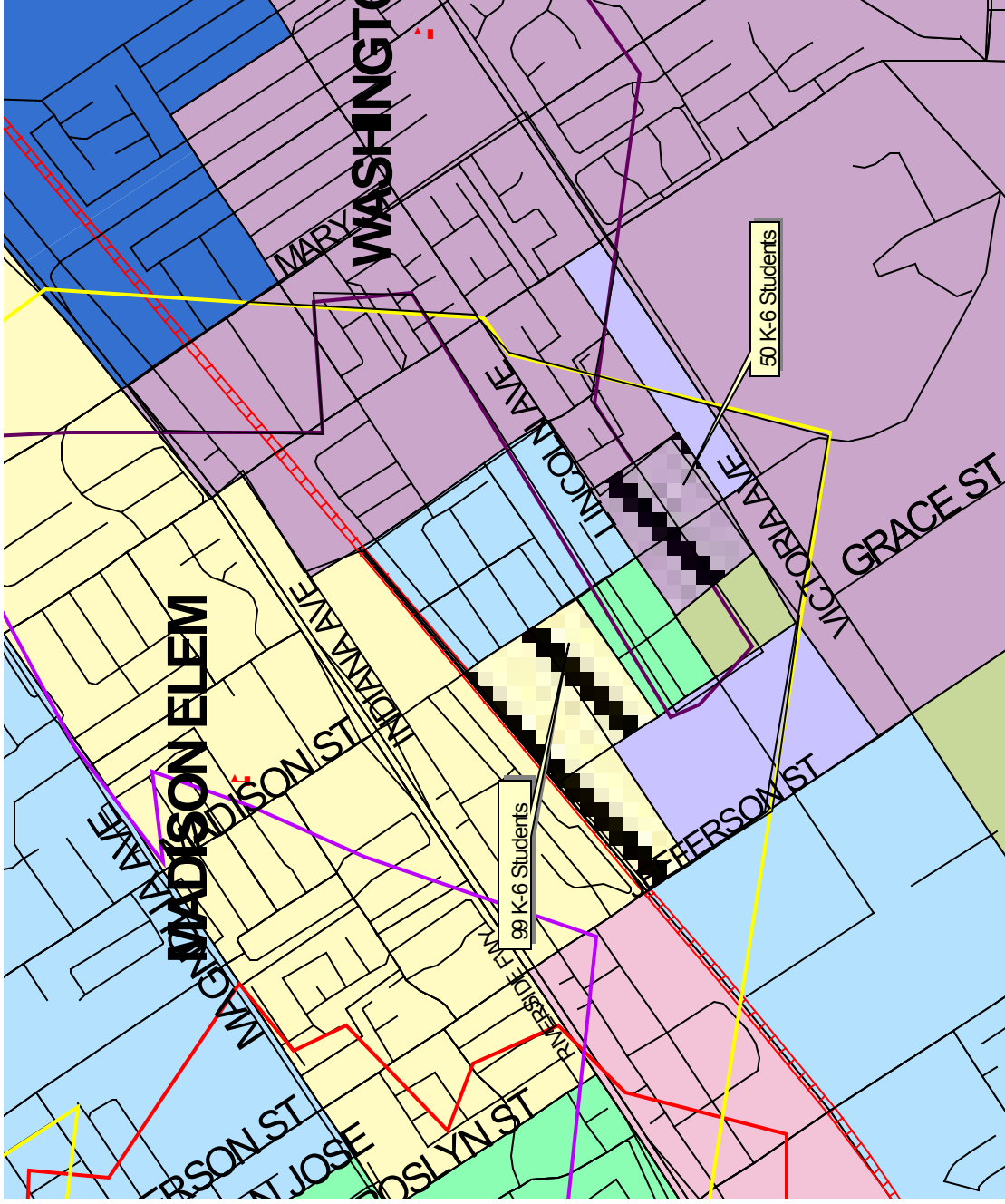
mmts 1 15 04

CASA BLANCA TRANSPORTATION AREA SCHOOLS- MODEL A
 Liberty Transportation Area to Washington
 Jackson Transportation Area to Madison

Percentage												
Current Demographics	Total No. of Students	2003/04 IntraTransfers	Net Total RUSD Students	Capacity	American			Pacific			Black	White
					Indian	Asian	Islander	Filipino	Hispanic			
	Jackson Elem K-6%	970	-12	958	1065	1%	3%	0%	0%	61%	8%	28%
	Jefferson Elem K-6%	1034	5	1039	1250	0%	2%	1%	0%	64%	6%	25%
	Liberty Elem K-6%	887	-24	863	1015	1%	3%	0%	0%	69%	8%	18%
	Madison Elem K-6%	816	0	816	882	0%	1%	0%	1%	55%	11%	32%
	Monroe Elem K-6%	759	0	759	783	1%	2%	0%	0%	62%	7%	27%
	Washington Elem K-6%	707	47	754	867	0%	4%	0%	1%	50%	7%	38%
	Totals K-6%	5173	16	5189	5862	1%	2%	0%	0%	61%	8%	28%
	Future Demographics*	Total No. of Students	2003/04 IntraTransfers	Net Total RUSD Students	Capacity	American			Pacific			Black
					Indian	Asian	Islander	Filipino	Hispanic			
Jackson Elem K-6%		882	-4	878	1065	1%	3%	0%	0%	57%	9%	30%
Jefferson Elem K-6%		1034	5	1039	1250	0%	2%	1%	0%	64%	6%	25%
Liberty Elem K-6%		828	-21	807	1015	1%	3%	0%	0%	70%	6%	19%
Madison Elem K-6%		904	-6	898	882	0%	1%	0%	1%	58%	10%	30%
Monroe Elem K-6%		759	0	759	783	1%	2%	0%	0%	62%	7%	27%
Washington Elem K-6%		766	44	810	867	0%	3%	0%	1%	51%	9%	35%
Totals K-6%		5173	18	5191	5862	1%	2%	0%	0%	61%	8%	28%
Change		Total No. of Students	2003/04 IntraTransfers	Net Total RUSD Over/(Under) Students	Capacity	American			Pacific			Black
					Indian	Asian	Islander	Filipino	Hispanic			
	Jackson Elem K-6%	(88)	8	(80)	(187)	0%	0%	0%	0%	-3%	1%	2%
	Jefferson Elem K-6%	0	0	0	(211)	0%	0%	0%	0%	0%	0%	0%
	Liberty Elem K-6%	(59)	3	(56)	(208)	0%	0%	0%	0%	1%	-2%	1%
	Madison Elem K-6%	88	(6)	82	16	0%	0%	0%	0%	4%	-1%	-2%
	Monroe Elem K-6%	0	0	0	(24)	0%	0%	0%	0%	0%	0%	0%
	Washington Elem K-6%	59	(3)	56	(57)	0%	0%	0%	0%	1%	2%	-2%
Totals K-6%	0	2	2	(689)	0%	0%	0%	0%	0%	0%	0%	

"No. of Students" is the total number of students within the school attendance area.
 No Preschool numbers are included in students or capacity.
 SDC Students are included in student count

Model A



1.2 Miles

0.6

Elementary Schools Serving Casa Blanca Community

0.6

Proposed Attendance Area Adjustment From Liberty E.S. to Victoria E.S. and From Jackson E.S. to Victoria E.S.

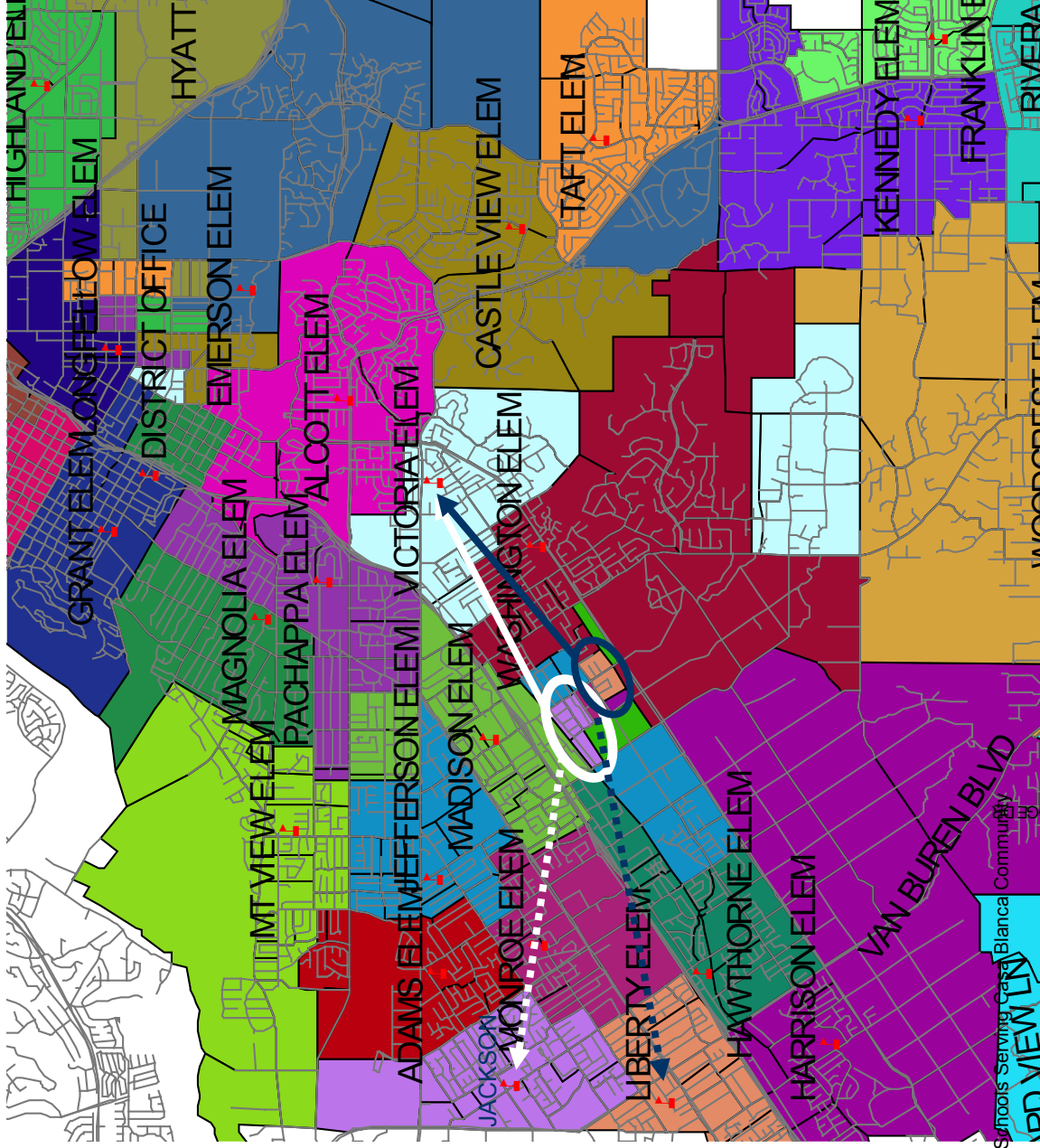
**Riverside Unified School District
Operations Division
February 12, 2007**

**Dr. Kirk Lewis
Asst. Superintendent - Operations
Mrs. Janet Dixon
Dir. Planning/Development**

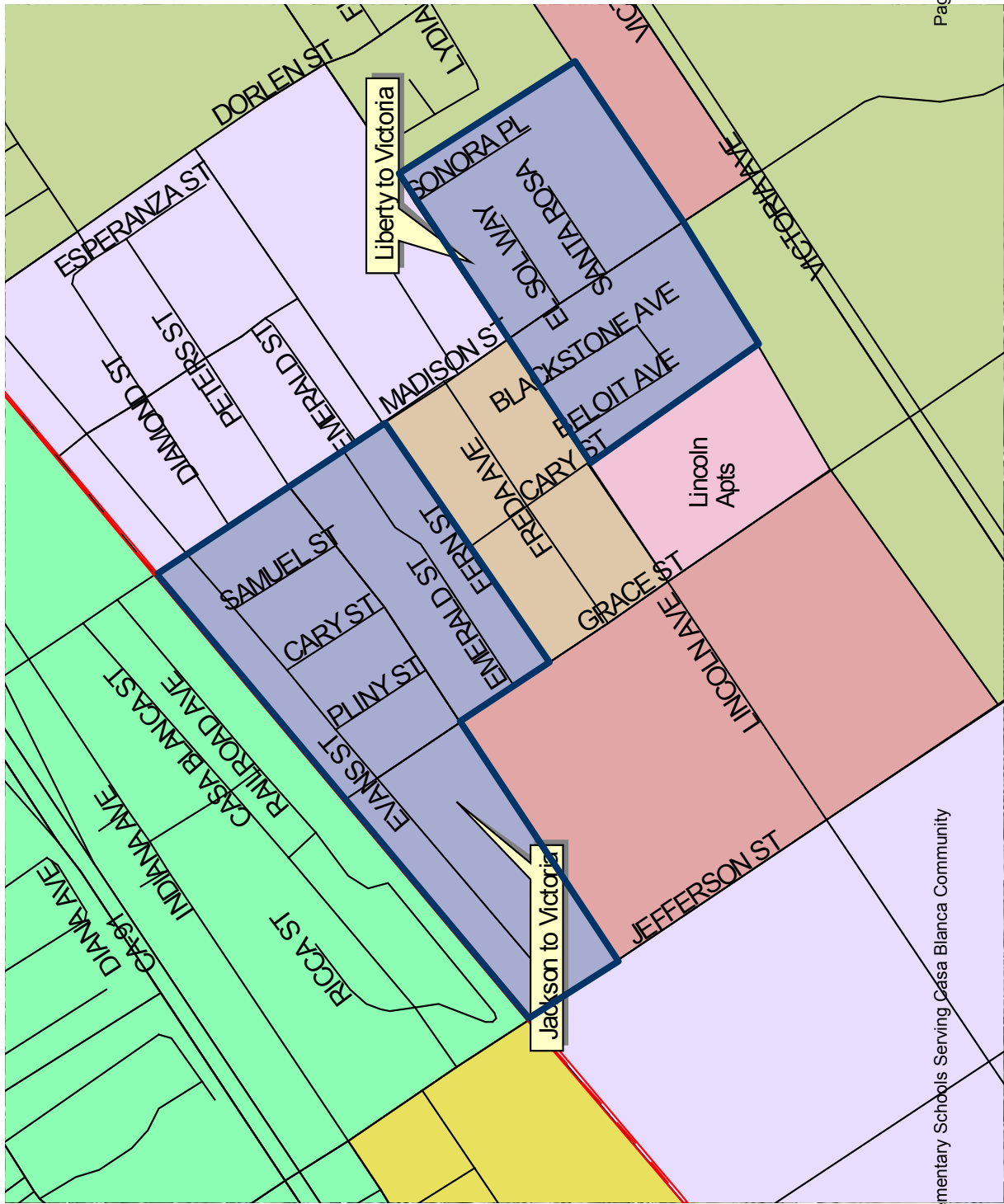
Purpose for the Attendance Area Adjustments

- All schools will be on the standard calendar
 - The standard calendar is the same as the middle and high school calendar
 - All students from families will be on the same calendar
- Attendance area changes provides for students to attend schools closer to home
- All students and staff are on campus at the same time
- Enables collaboration of teachers
- Better balance of school populations

Jackson and Liberty (bussed areas) to Victoria



Jackson and Liberty (bussed areas) to Victoria



Implementation

- Effective July 2007
- Bus transportation provided to Victoria
- 5th grade students may stay at their current school to promote with their classmates

Proposed Elementary Attendance Area Adjustments 2008/2009

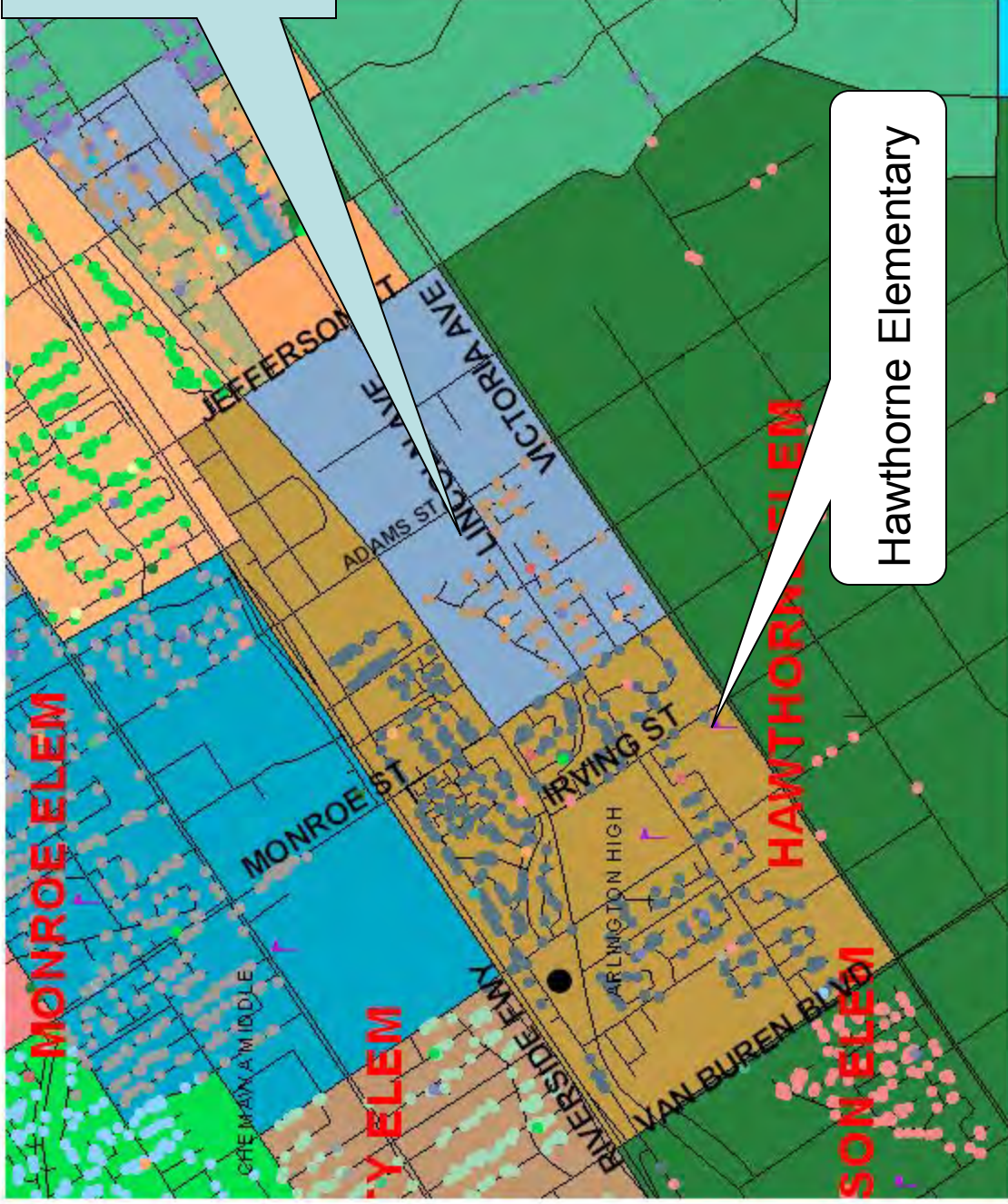
Jefferson to Hawthorne
Emerson to Castle View and Taft

Operations Division
January 11, 2008

Jefferson Elementary

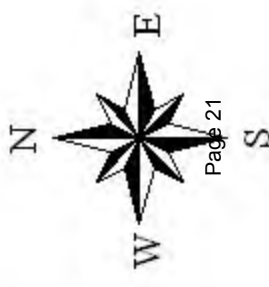


Current Hawthorne with Students



93 total K-6 students*

- 81 Jefferson
- 6 Harrison
- 4 Victoria
- 1 Alcott
- 1 Washington



1.8 Miles

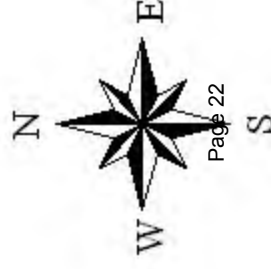
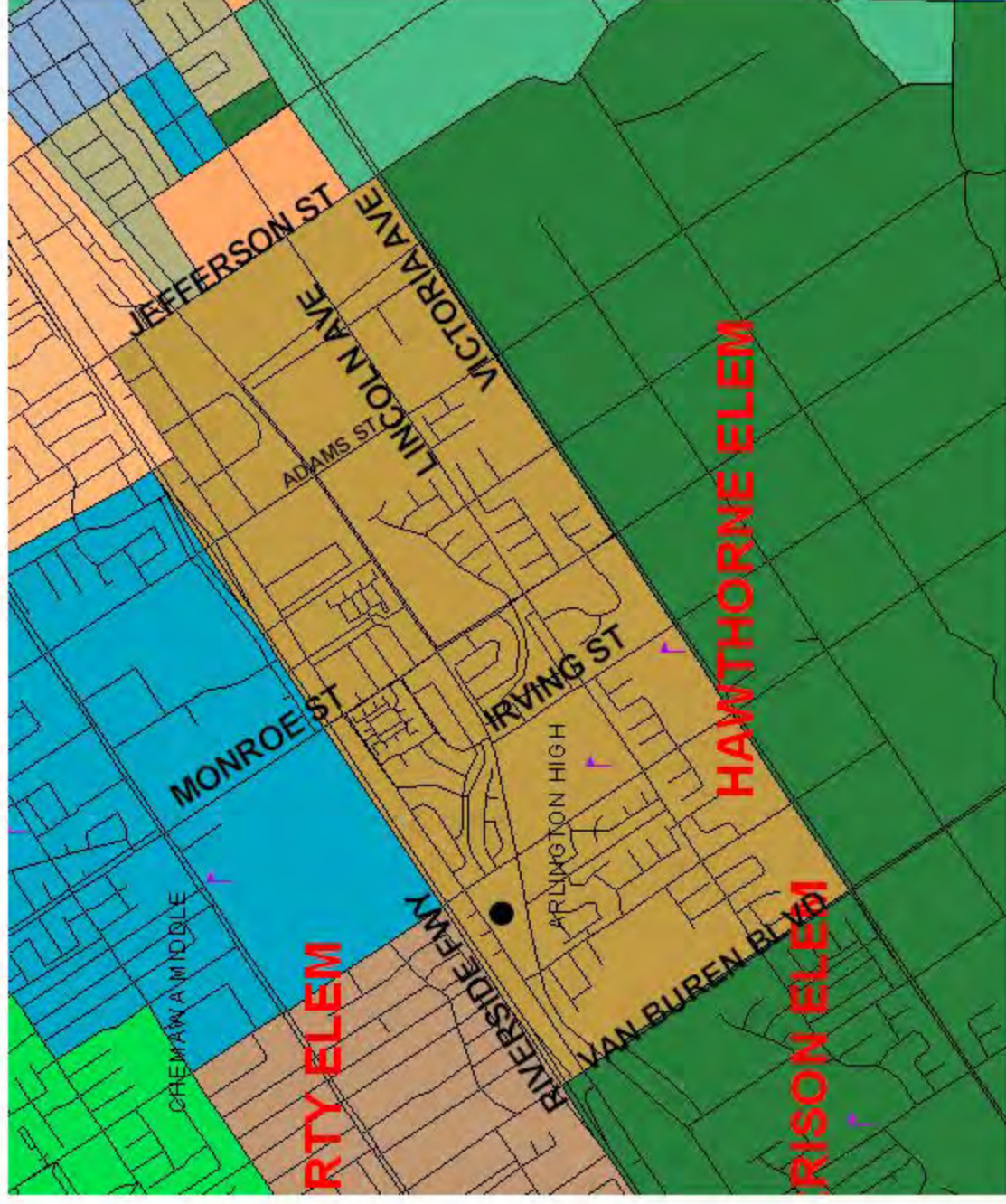
0.9

0.9 Elementary Schools Serving Casa Blanca Community

0.9

Page 21

Proposed Hawthorne Attendance Area

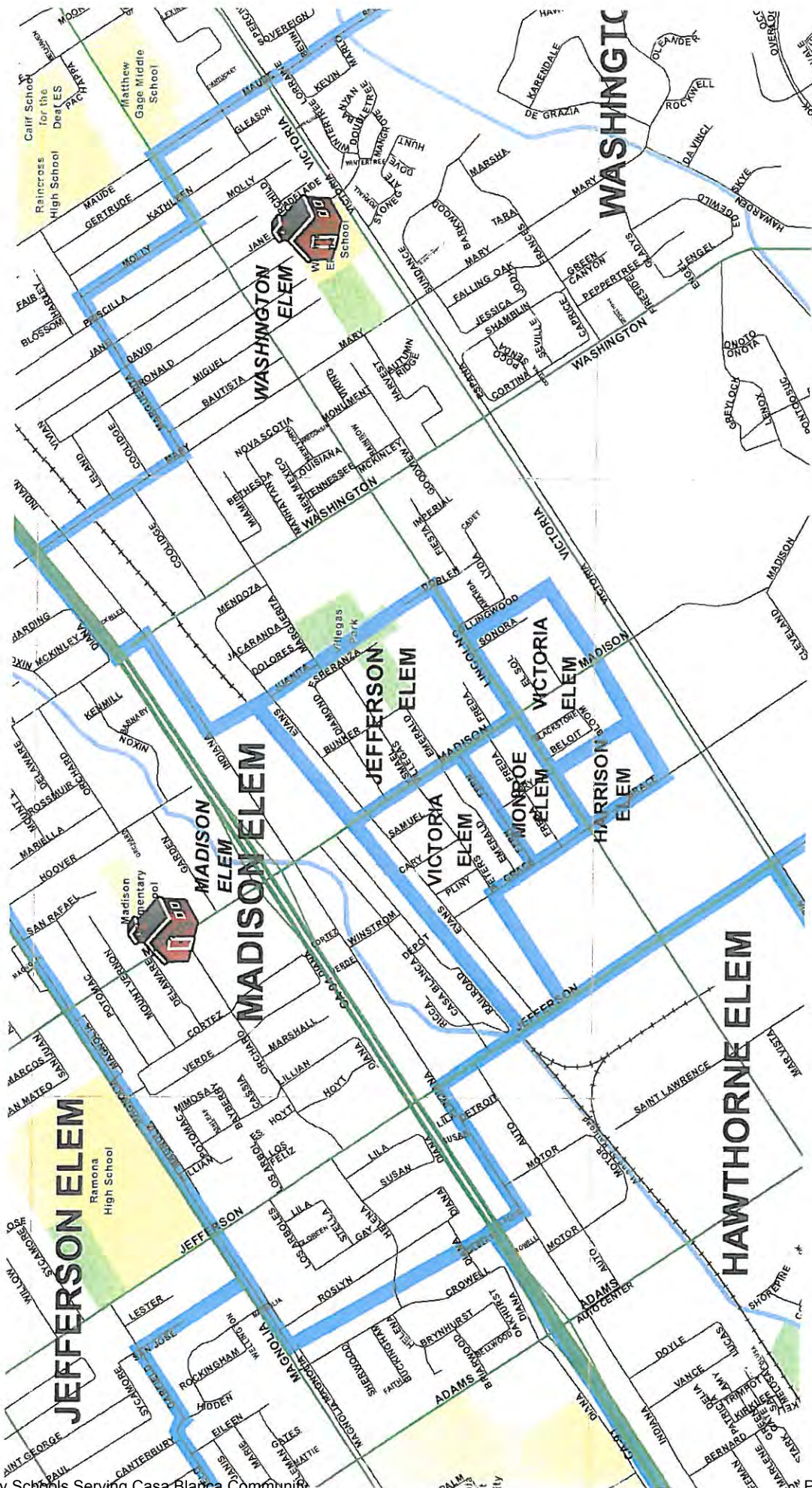


Attendance Area Adjustment Jefferson to Hawthorne

- Elimination of two busses to Jefferson
- Students are closer to school
- Better utilization of district permanent capacity
- Reduction of enrollment at Jefferson, currently RUSD's largest elementary school
- 5th grade students going into 6th grade have the option to remain at Jefferson, but will have to provide their own transportation
- No appreciable change in school ethnicity

Riverside Unified
 Students in Casa Blanca Area
 Regular Ed
 CBEDS 2011

School	Students
Arlington	202
King	0
North	5
Poly	69
Ramona	55
EOC	24
Summit View	30
Lincoln	4
Total HS	389
Central	0
Chemawa	34
Earhart	0
Gage	104
Miller (FAMMS)	0
Sierra	38
University	0
STEM	0
Opportunity	6
Total MS	182
Adams	3
Alcott	3
Beatty	1
Bryant	0
Castle View	0
Emerson	0
Franklin	0
Fremont	0
Harrison	65
Hawthorne	1
Highgrove	0
Highland	0
Jackson	0
Jefferson	100
Kennedy	1
Lake Mathews	0
Liberty	1
Longfellow	0
Madison	55
Magnolia	1
Monroe	47
Mountain View	2
Pachappa	1
Rivera	0
Sunshine	0
Taft	0
Twain	0
Victoria	122
Washington	279
Woodcrest	0
Total Elementary	682



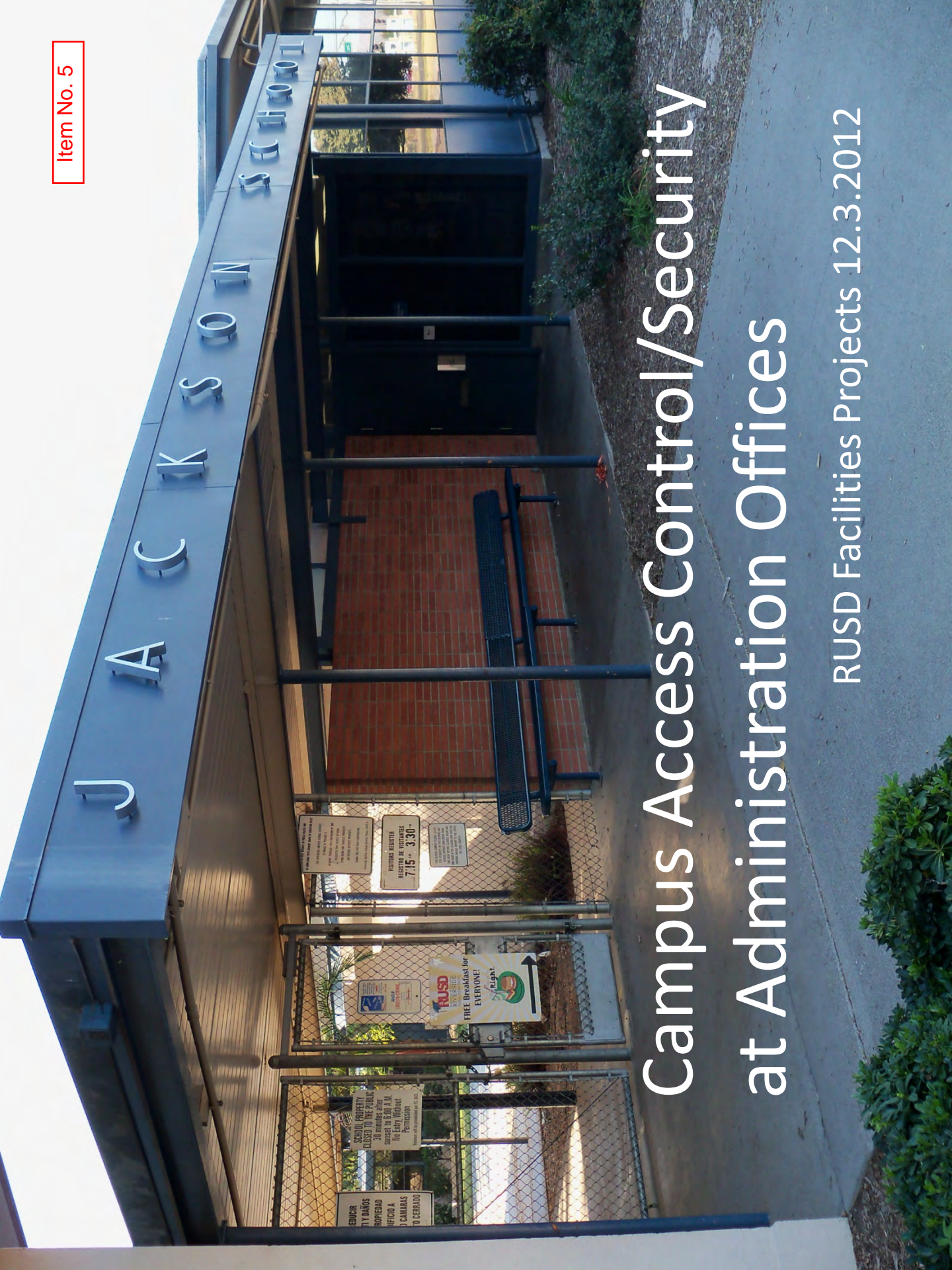
Graphics for Poly Aquatic Center Walls Facing Central Avenue

No charge to substitute graphic, but delay in delivery could be up to a year. There would be a cost in dropping the original installation of the graphic mural and re-quoting the installation of the mural at a later date.

\$2,600 to expedite delivery of a substitute graphic mural

\$10,000 for production and installation for each graphic mural





Campus Access Control/Security at Administration Offices

RUSD Facilities Projects 12.3.2012

8 Sites identified fall into three categories:

- Wide Open
 - Adams
 - Alcott
 - Highland
 - Jefferson
- Secure but Not Optimal
 - Emerson (through Health Office)
 - Jackson (through Health Office)
 - Madison (through office and narrow hallways)
- Secure
 - Castle View
- Special Consideration
 - JW North

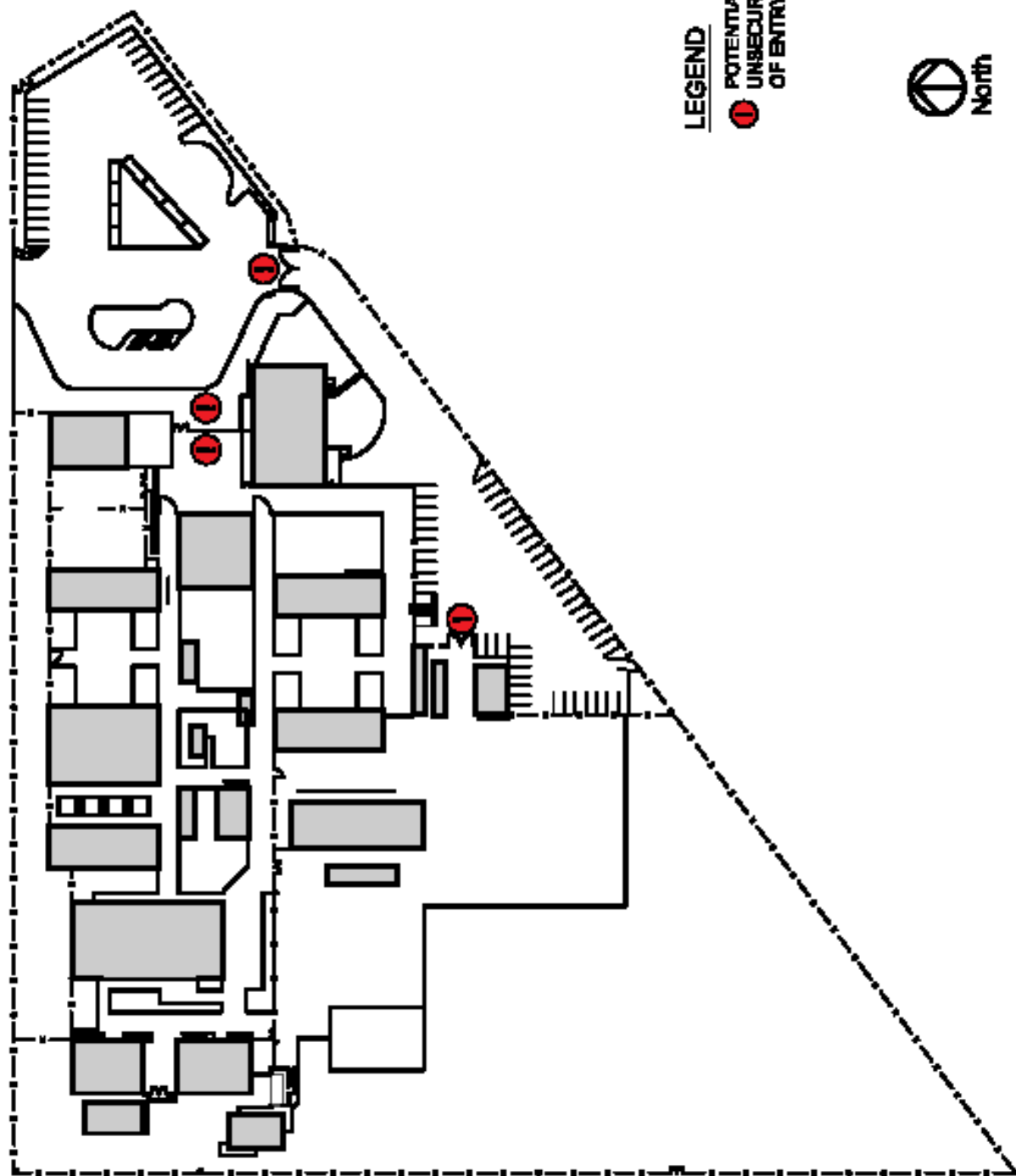


Electronic Option:

- Intercom and remote-operated lock
- Integrated IP-based video system with multi-camera and **Network Video Recorder**
- Push-button entry lock



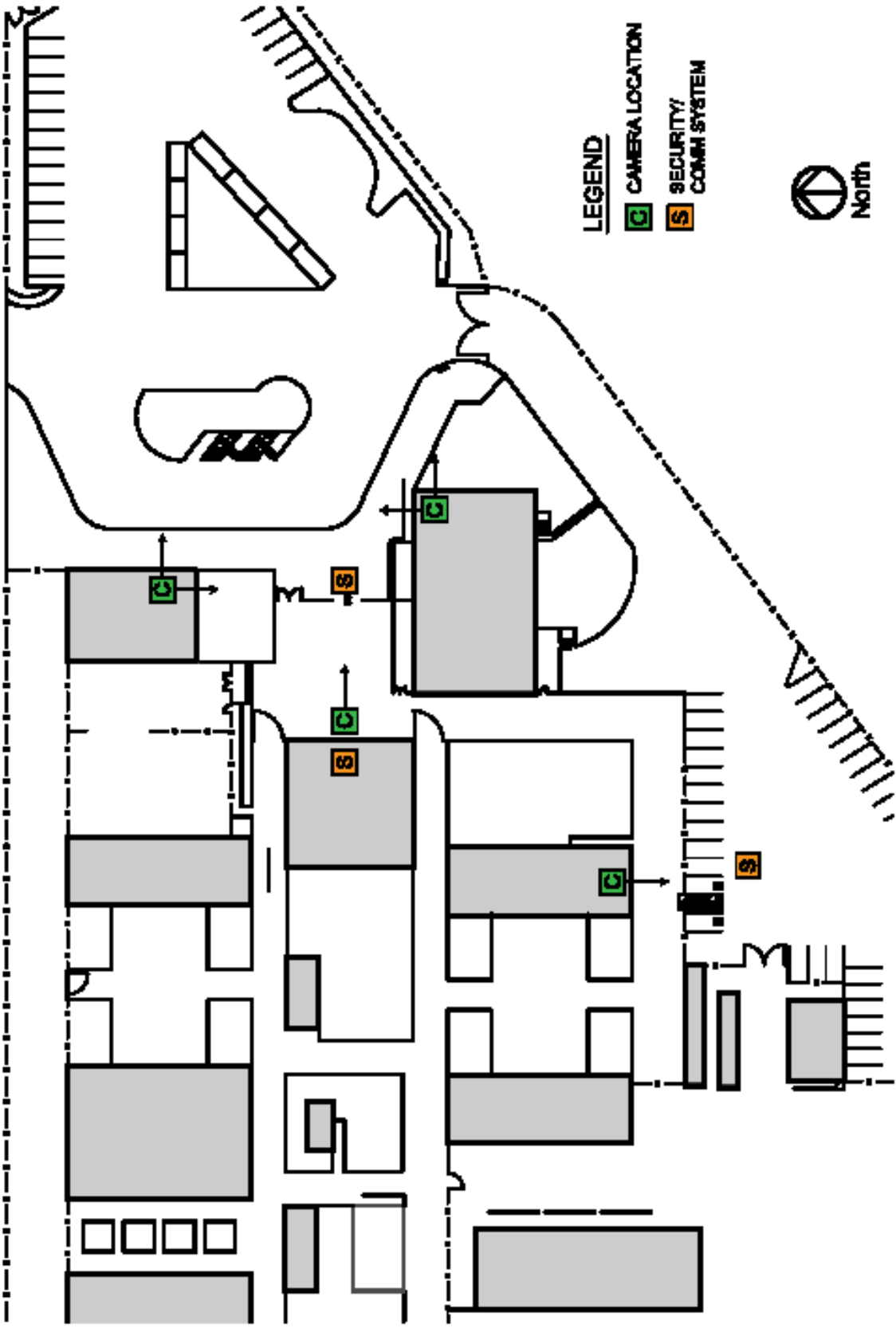
\$33,150 per site





LEGEND

① POTENTIAL
UNSECURE POINT
OF ENTRY



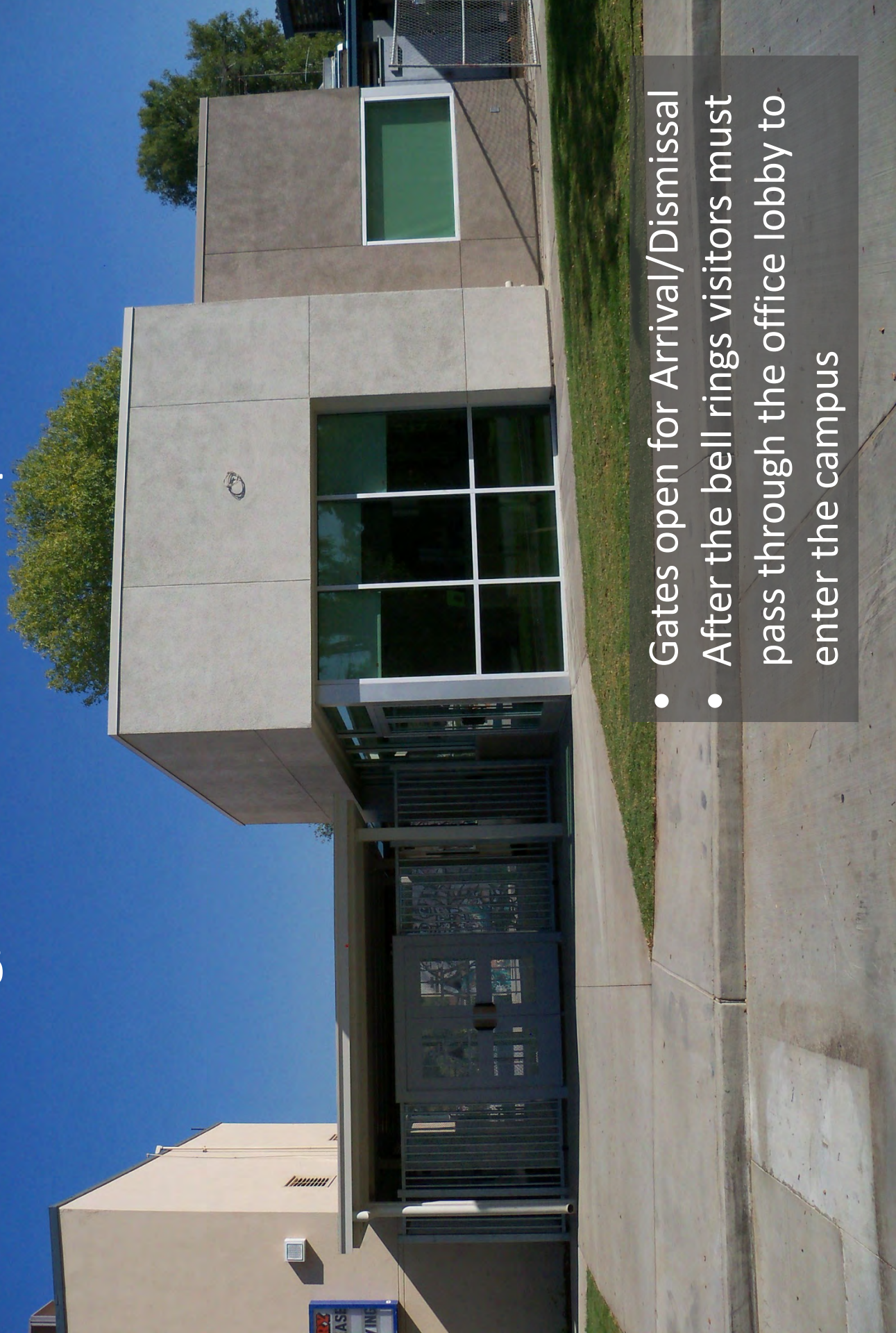


LEGEND


-  CAMERA LOCATION
-  SECURITY/ COMM SYSTEM



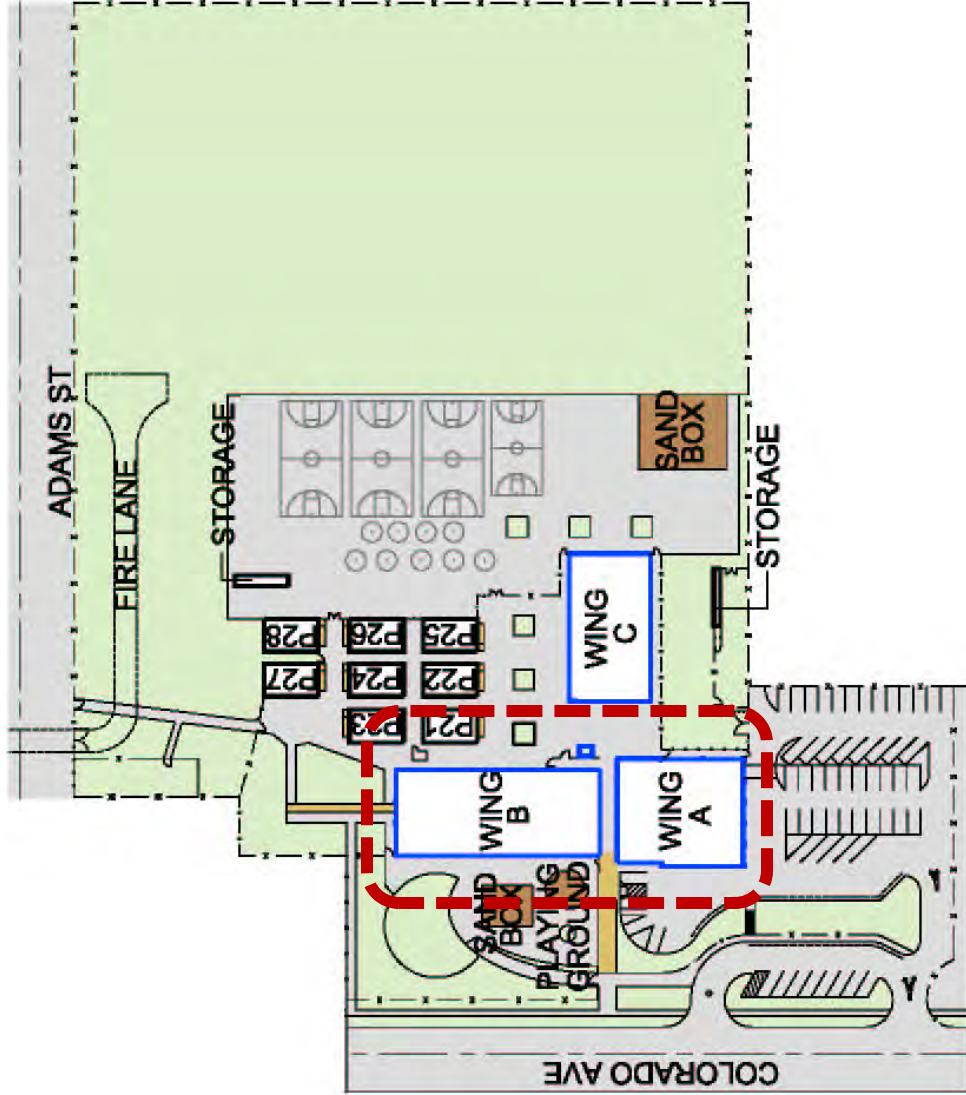
Fencing/Office Alteration Options:



- Gates open for Arrival/Dismissal
- After the bell rings visitors must pass through the office lobby to enter the campus



Adams Elementary Wide Open




SITE PLAN - General

JOHN ADAMS Elementary School

RIVERSIDE UNIFIED SCHOOL DISTRICT

8362 Colorado Ave Riverside, CA 92504

Tel. # (951) 352-6709



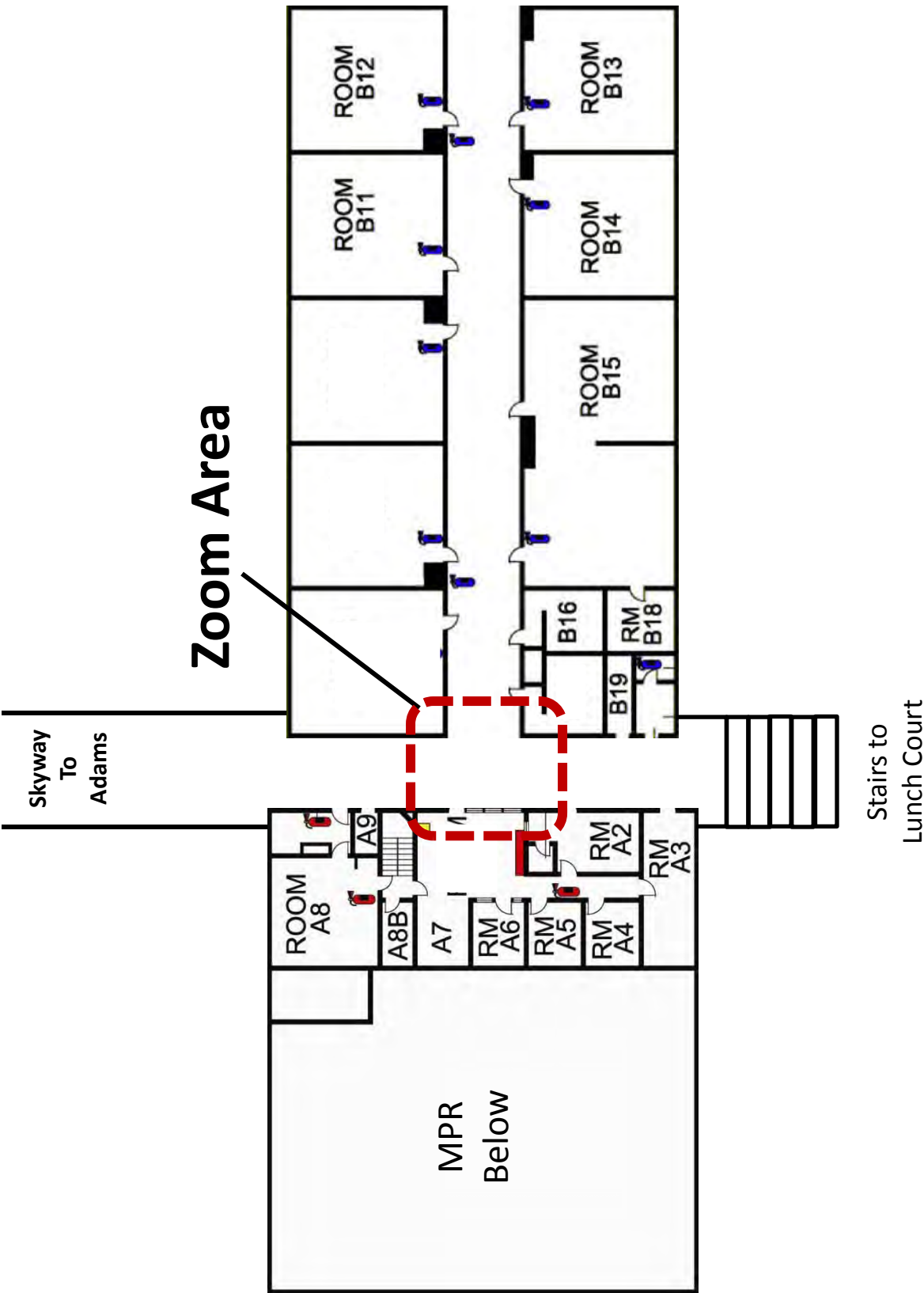
**Attend
for
Success**

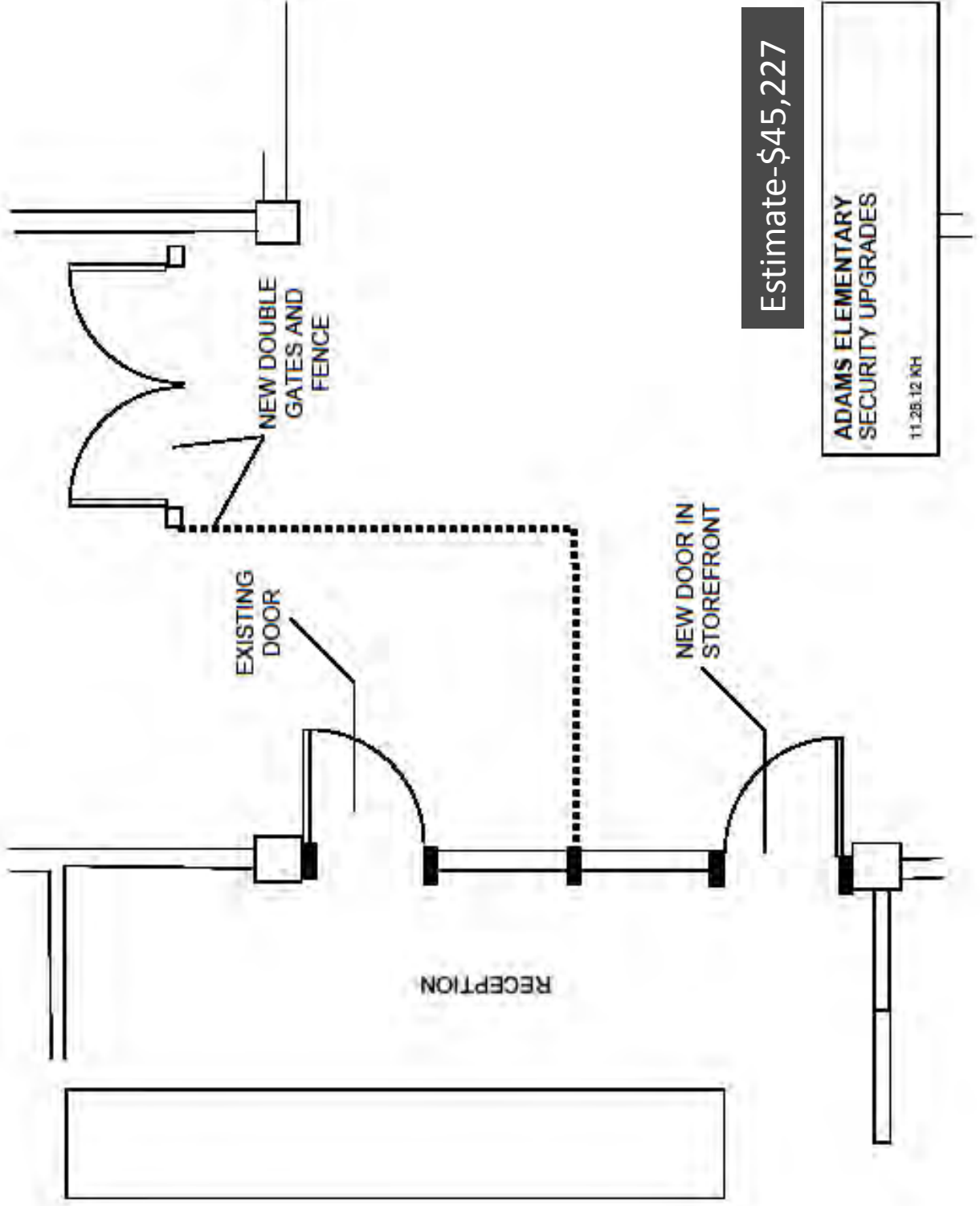


Because Every Day Counts in RUSD!








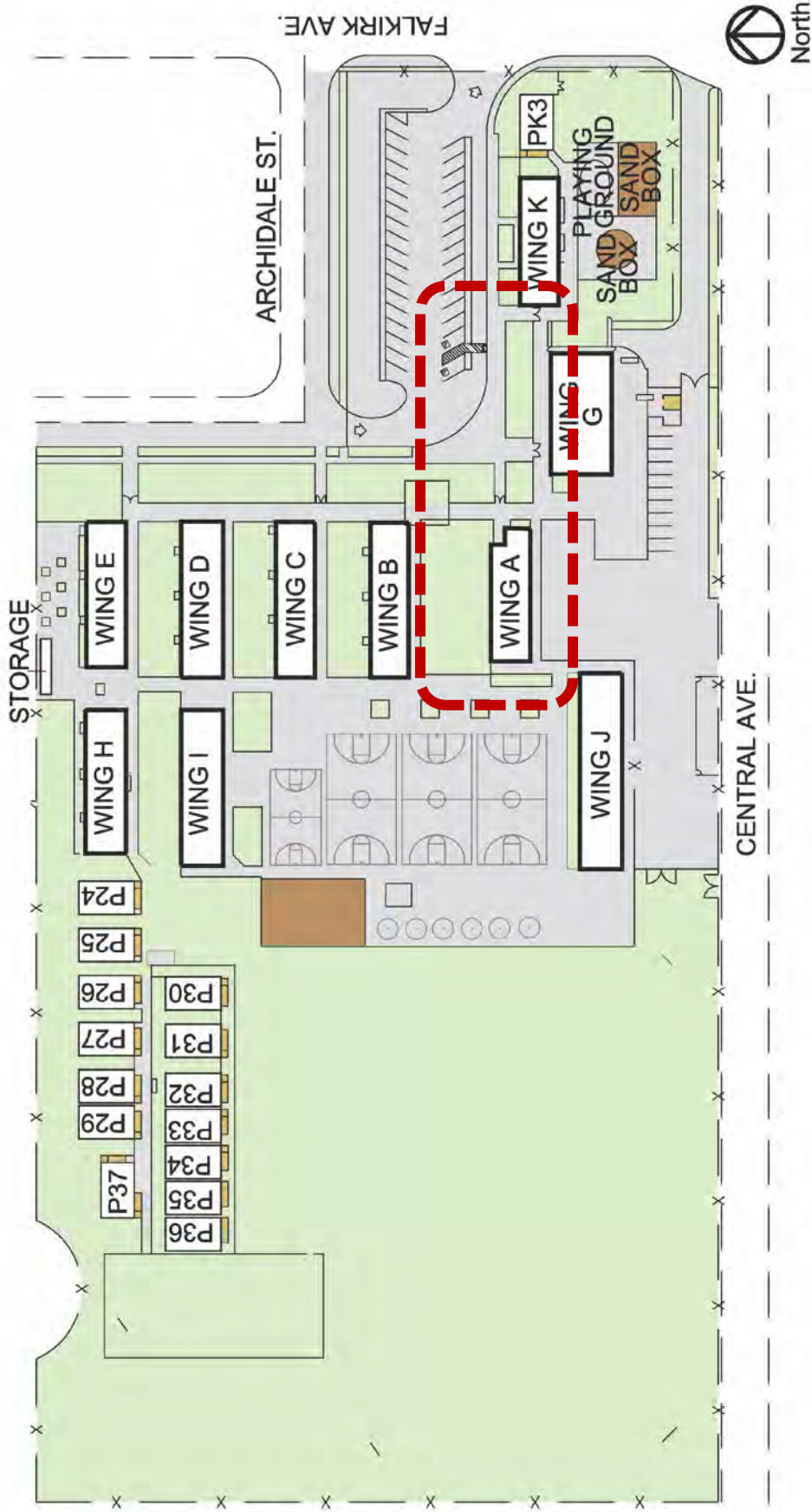


Estimate-\$45,227

ADAMS ELEMENTARY
SECURITY UPGRADES
11.25.12 KH

Alcott Elementary Wide Open






SITE PLAN - GENERAL

RIVERSIDE UNIFIED SCHOOL DISTRICT

ALCOTT Elementary School

2433 Central Ave, CA 92506

Tel. # (951) 788-7451





All visitors must report directly to the principal of the school or to the principal of the office immediately upon entrance to the grounds or building.

Todo visitante debe reportarse directamente a la oficina del director/a inmediatamente al entrar al plantío de la escuela o sus edificios.

Faktor de apuntarse en la oficina del director/a es necesario para la violación del Código de Educación 3221.1. Los transgresores también pueden ser culpables de la violación del Código de Educación 3221.1. La prosecución, de un delito menor a la Sección 62 del Código del Penal de ley.

DISTRITO ESCOLAR UNIFICADO DE RIVERSIDE

VISITORS REGISTER
REGISTRO DE VISITANTES
7:30 AM 4:00 PM

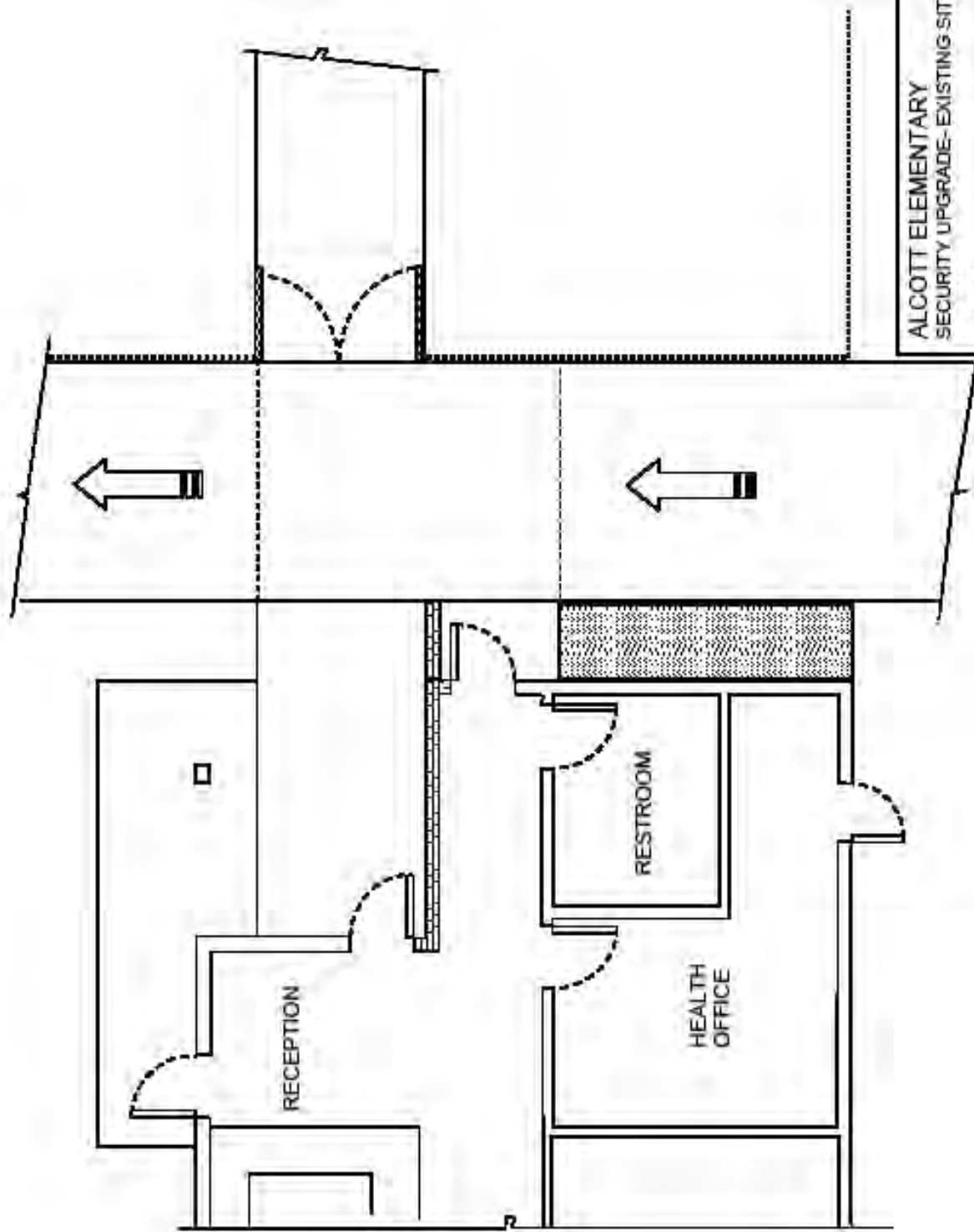
**FIRE
EXTINGUISHER
INSIDE**

PARA REDUCIR
EL GRAFITI Y DAÑOS
A ESTA PROPIEDAD
CONSEJO DE
100 MIEMBROS
DE CIRCUITO CERRADO

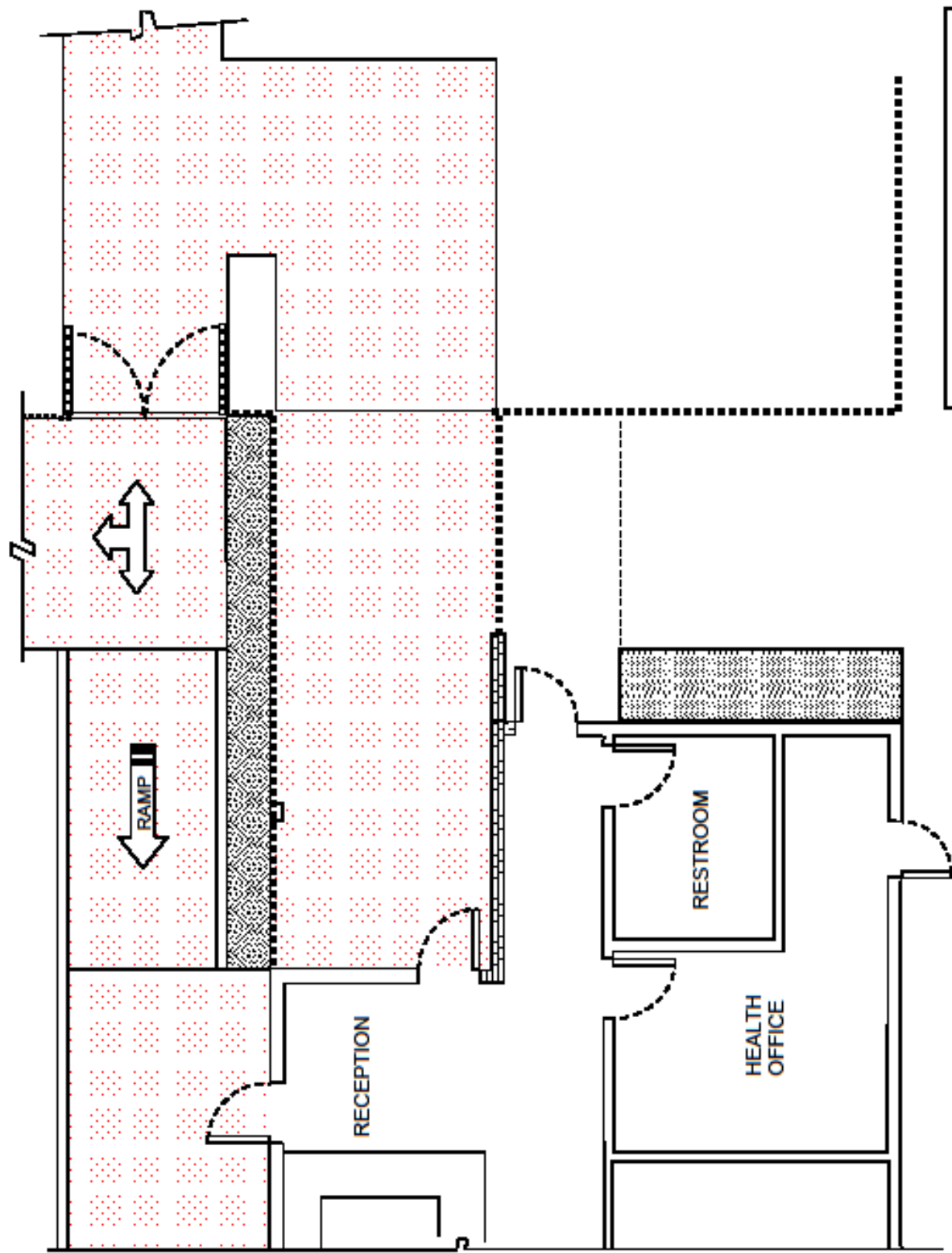




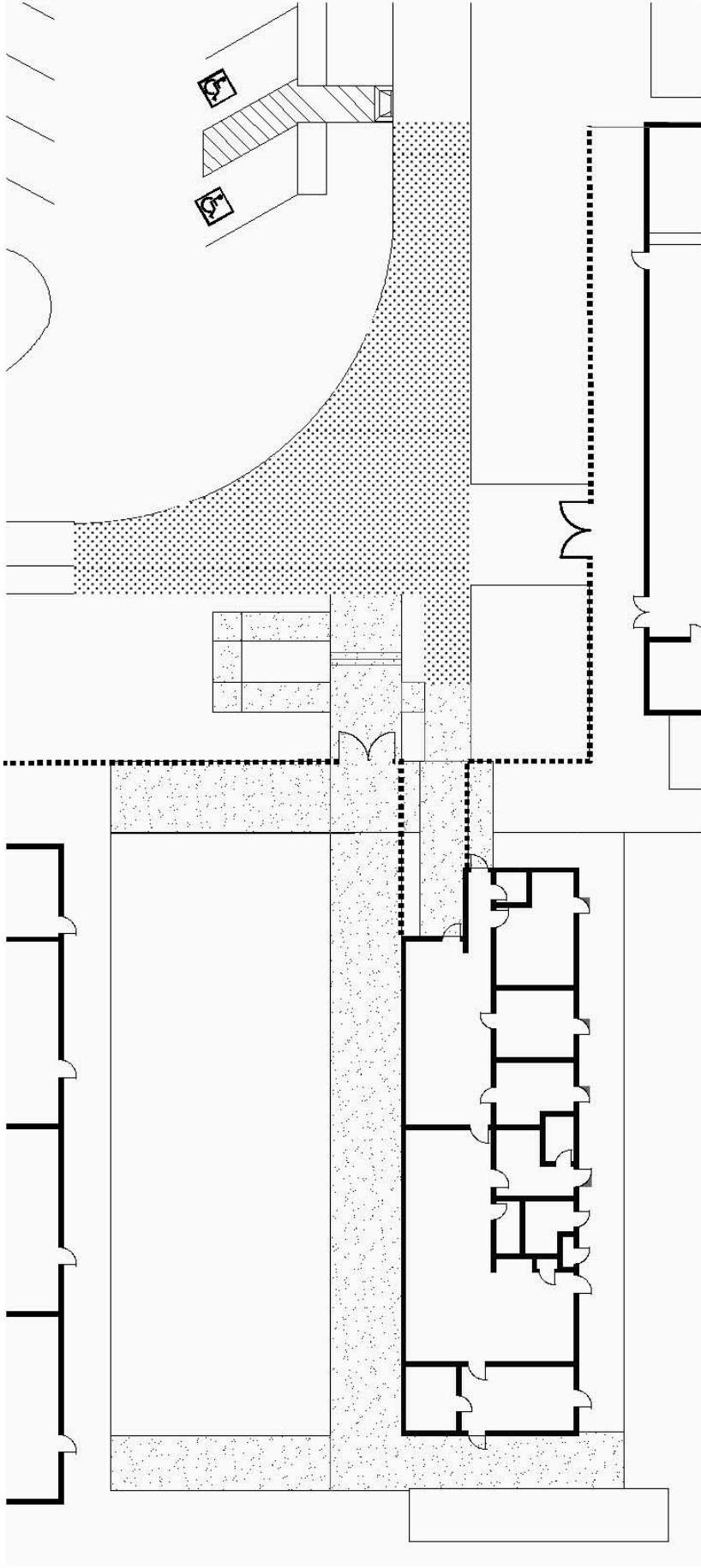




ALCOTT ELEMENTARY
SECURITY UPGRADE- EXISTING SITE
11.25.12 KH



ALCOTT ELEMENTARY
SECURITY UPGRADE- EXISTING SITE
11.26.12 ME, HMC Design drawn by KH



Estimate: \$103,597

ALCOTT ELEMENTARY SCHOOL
WALKWAY TO BE ADDED OR REPLACED
RUSD
ME, KH 12.14.12

Highland Elementary Wide Open

Sugarloaf Dr

Sugarloaf Dr

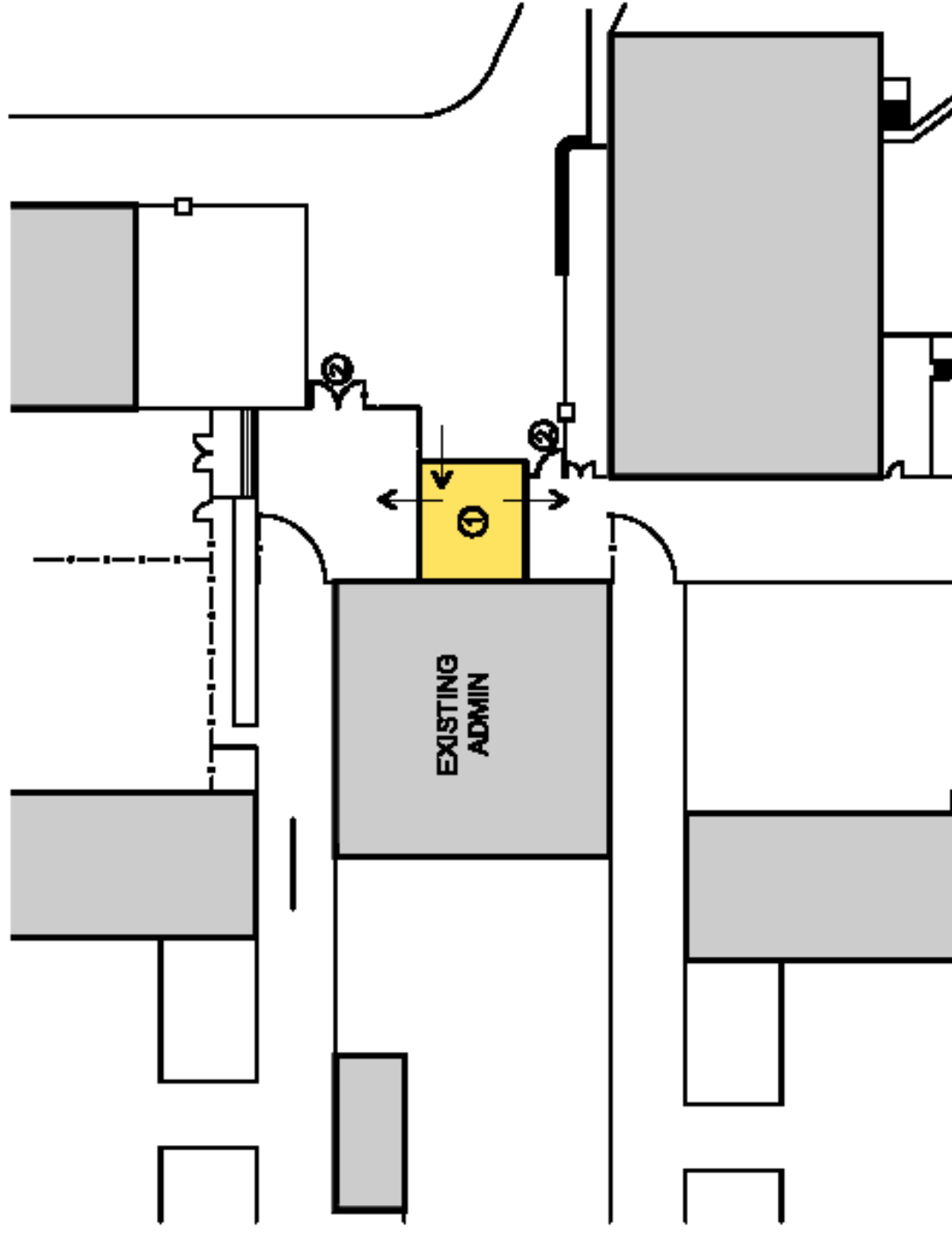
Apple Tree
Learning Center

Watkins Dr

Watkins Dr







LEGEND

- ① ADMIN ADDITION WITH CENTRAL CHECK-IN. VISITORS MUST CHECK-IN AT OFFICE PRIOR TO ENTERING INTO CAMPUS.
- ② NEW GATE TO BE OPEN AT DROP-OFF & PICK UP TIMES ONLY. TO BE LOCKED AT ALL OTHER TIMES, OPERABLE FROM THE INSIDE WITH PANG HARDWARE.



STAFF LOUNGE AND
WORKROOM

RECEPTION

HEALTH
OFFICE

PRINCIPAL

NEW COUNTER

NEW ADDITION

NEW DOUBLE
GATES AND
FENCE

MPR

Estimate: \$97,042

HIGHLAND ELEMENTARY
SECURITY UPGRADES

KH 11.28.12

Arlington Ave

5504

North Bristol
Medical Center

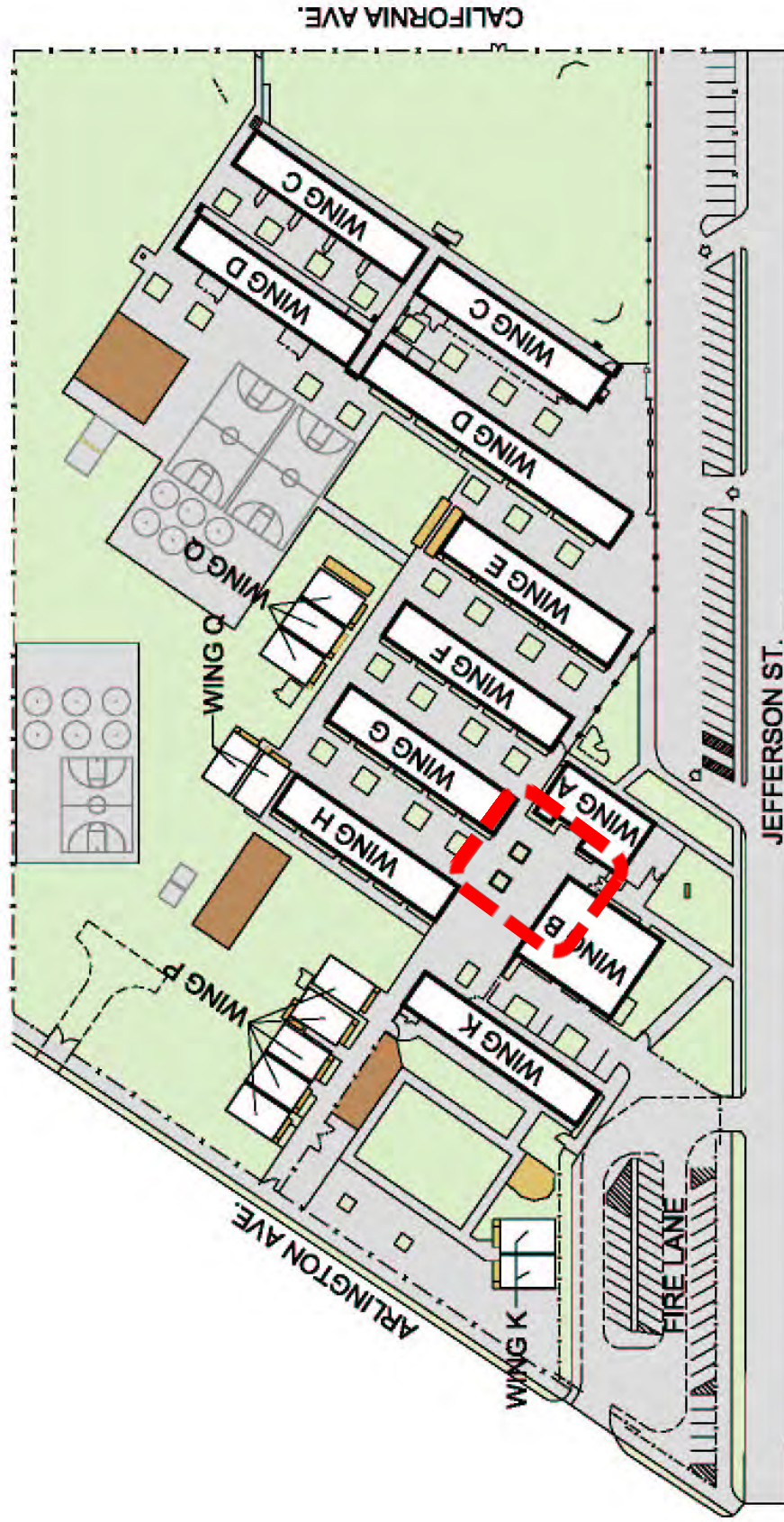
North Bristol
Medical Center

Jefferson St

Jefferson St
4200

Jefferson
Elementary
School

Jefferson
Elementary



North



JEFFERSON Elementary School

4285 Jefferson St. Riverside, CA 92504

SITE PLAN - General

RIVERSIDE UNIFIED SCHOOL DISTRICT



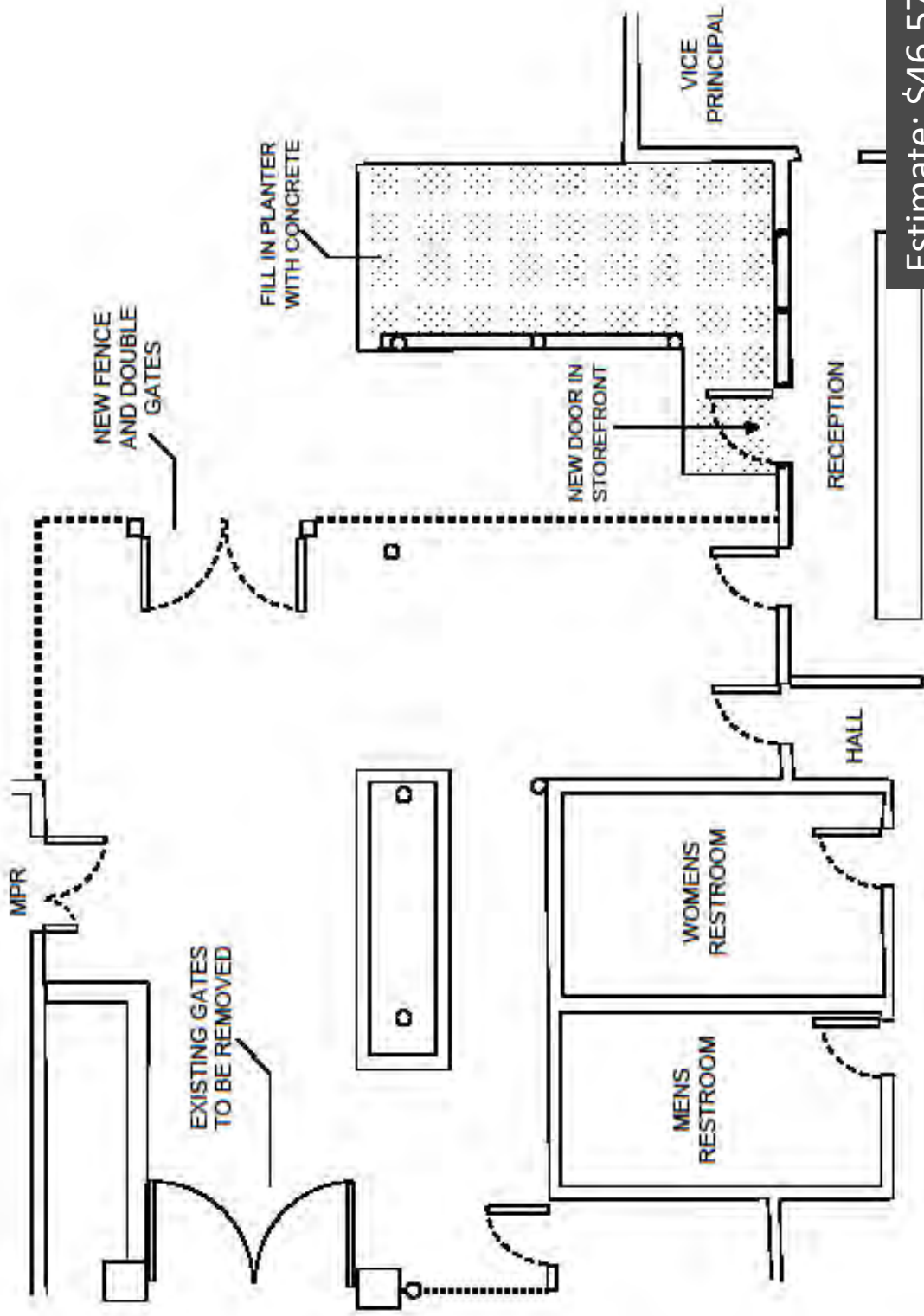


SCHOOL PROPERTY
CLOSED TO THE PUBLIC
FROM 7:30 A.M. TO 4:00 P.M.
FOR REPAIRS

SCHOOL PROPERTY
CLOSED TO THE PUBLIC
FROM 7:30 A.M. TO 4:00 P.M.
FOR REPAIRS







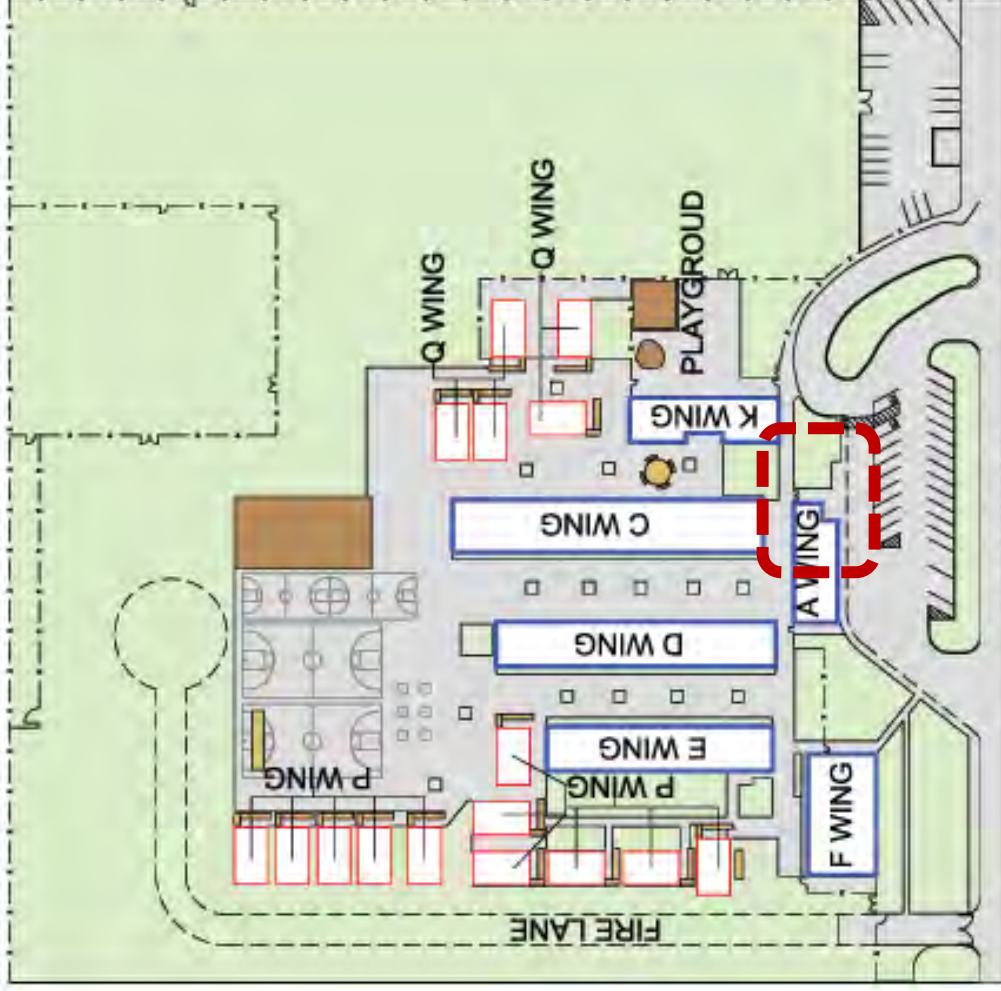
Estimate: \$46,573

JEFFERSON ELEMENTARY
SECURITY UPGRADES

11.28.12 NCH



Emerson Elementary
Secure but Not Optimal

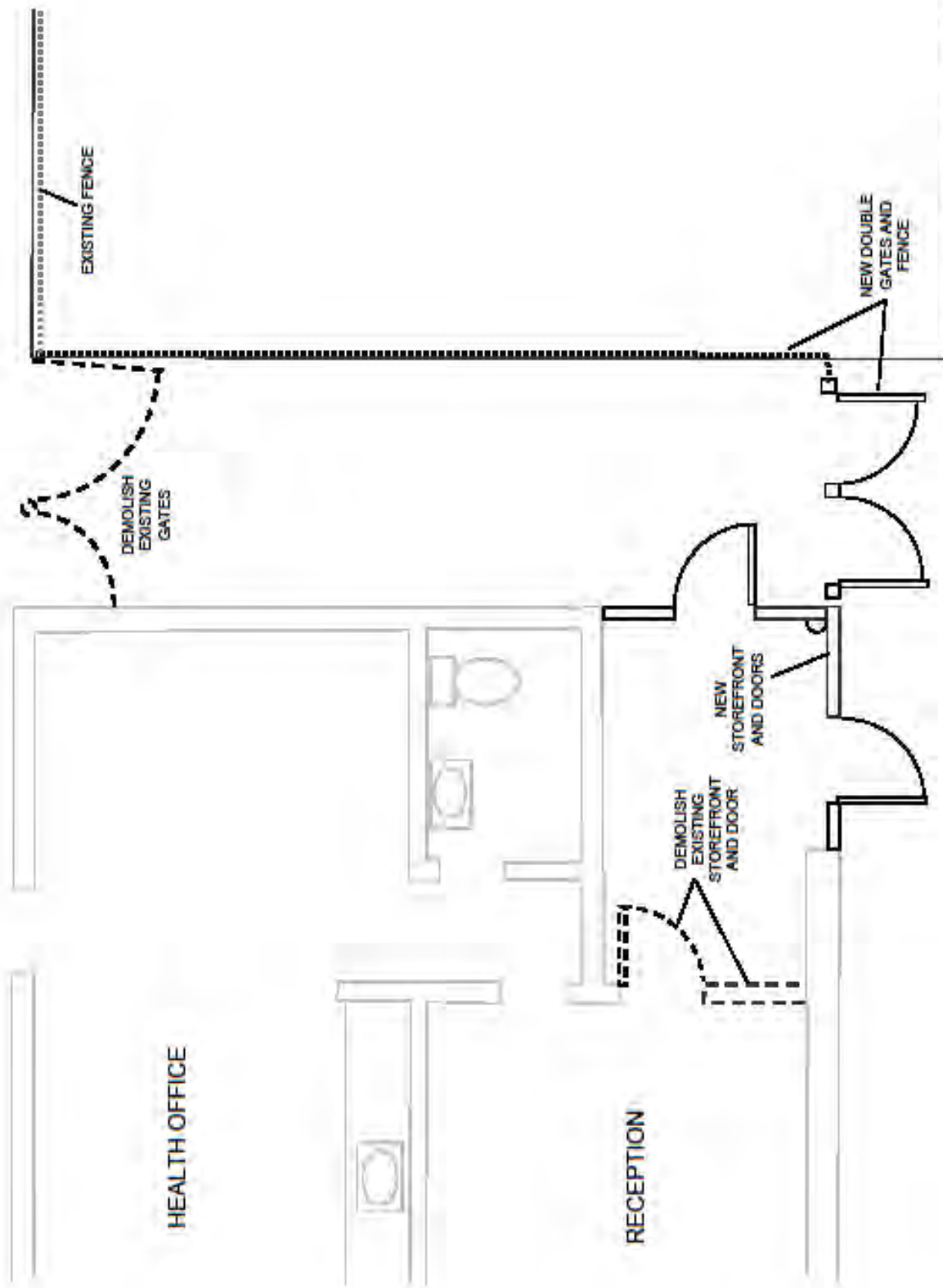


SITE PLAN-General

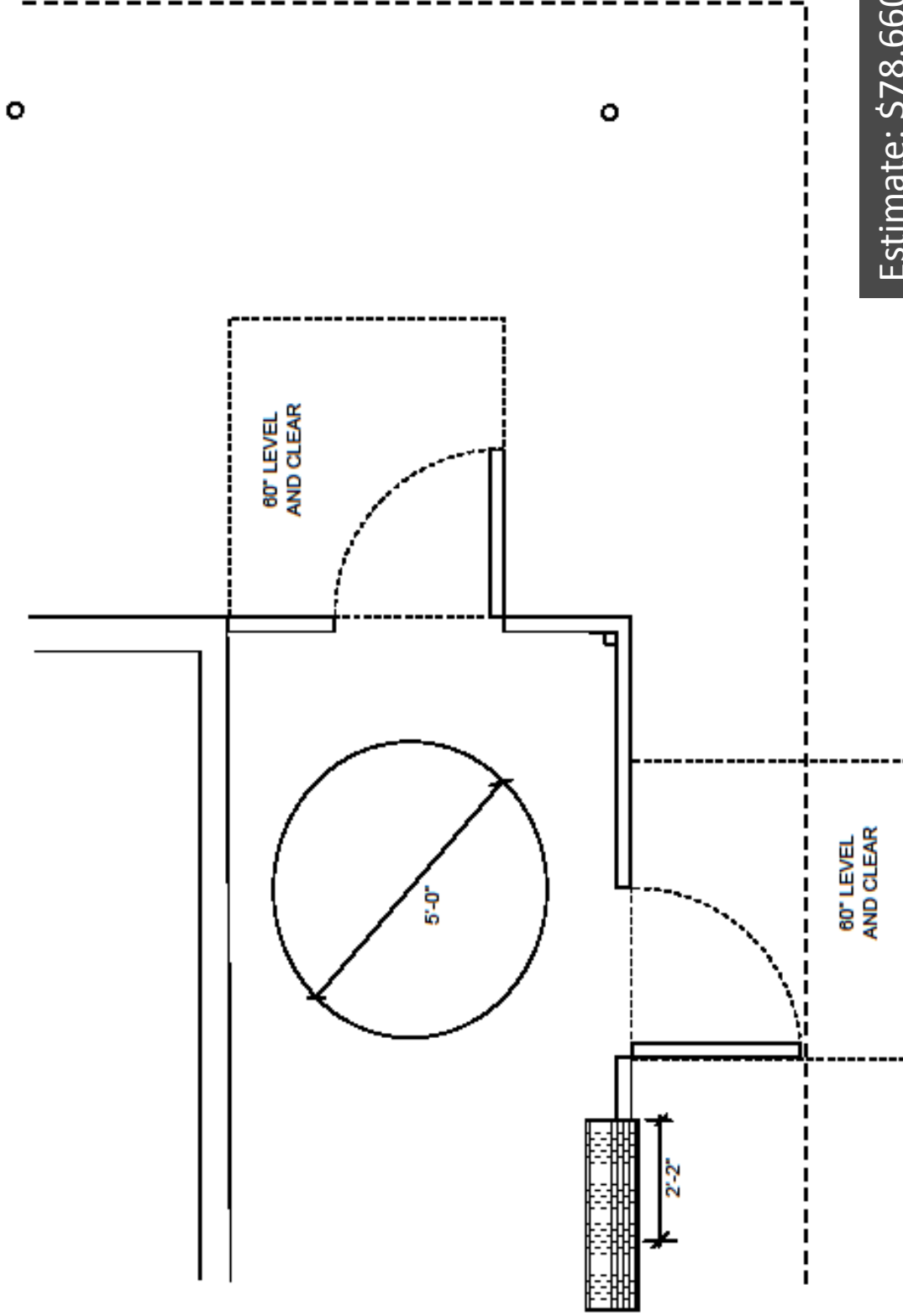
RIVERSIDE UNIFIED SCHOOL DISTRICT

Emerson Elementary School
 4660 Ottawa Ave. Riverside, CA 92507
 Tel. # (951) 788-7462






EMERSON ELEMENTARY
SECURITY UPGRADES
11.26.12 KH



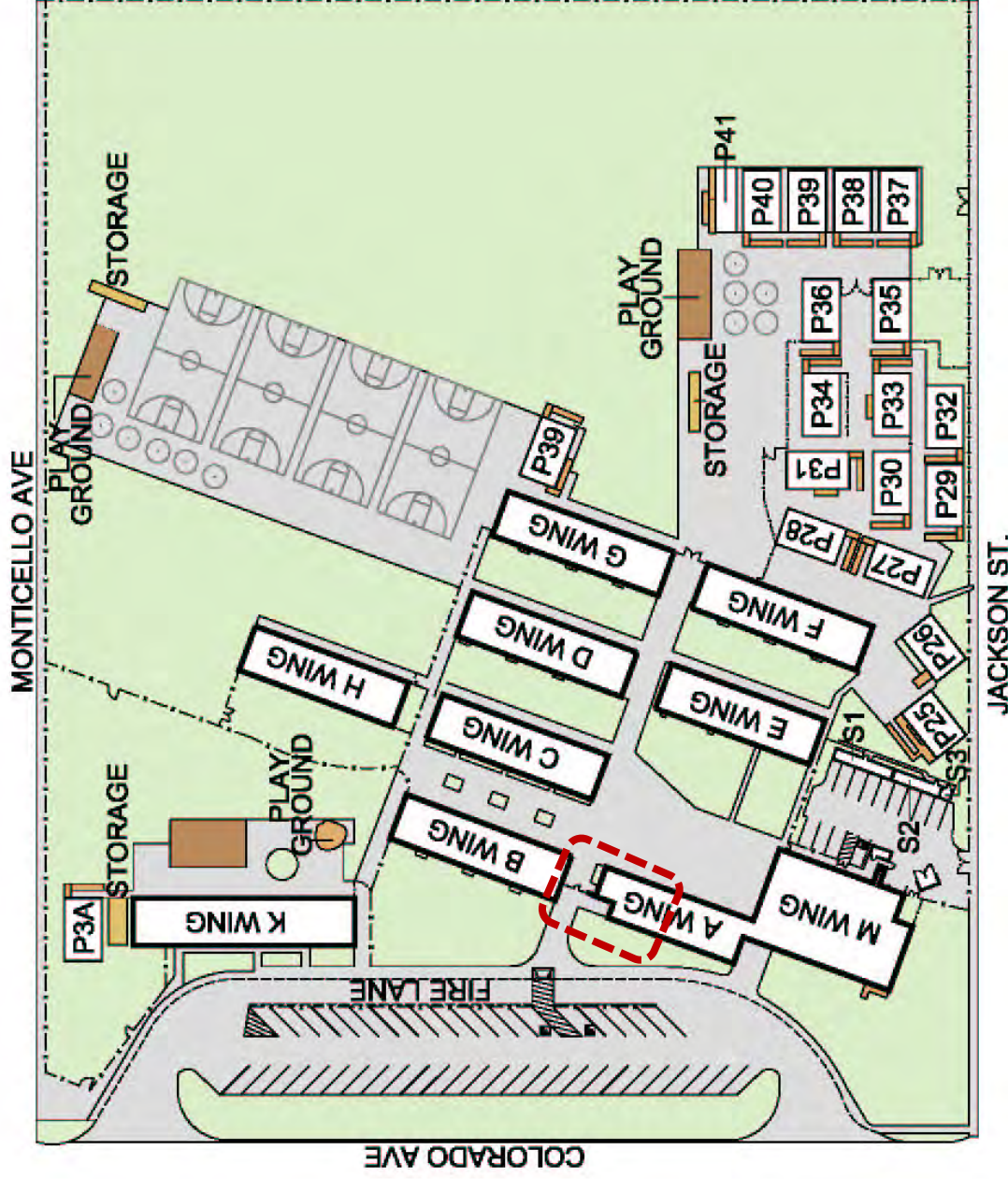
Estimate: \$78,660

EMERSON ELEMENTARY OFFICE ENTRY REMODEL RUSD	KH 12.12.12
---	-------------



Jackson Elementary

Secure but Not Optimal



SITE PLAN - General

JACKSON Elementary School

RIVERSIDE UNIFIED SCHOOL DISTRICT

4585 JACKSON ST. Riverside, CA 92503

Tel. # (951) 352-8211



JACKSON SCHOOL

NO PARKING
IN FRONT OF
SCHOOL BUS STOP
OR IN FRONT OF
SCHOOL BUILDING
EXCEPT FOR
SCHOOL BUS
STOPPING TO
LOAD OR UNLOAD
STUDENTS
OR FOR
SCHOOL BUS
STOPPING TO
LOAD OR UNLOAD
STUDENTS

VISITOR'S HOURS
REGISTRATION
7:15 - 3:30

NO PARKING
IN FRONT OF
SCHOOL BUS STOP
OR IN FRONT OF
SCHOOL BUILDING
EXCEPT FOR
SCHOOL BUS
STOPPING TO
LOAD OR UNLOAD
STUDENTS
OR FOR
SCHOOL BUS
STOPPING TO
LOAD OR UNLOAD
STUDENTS

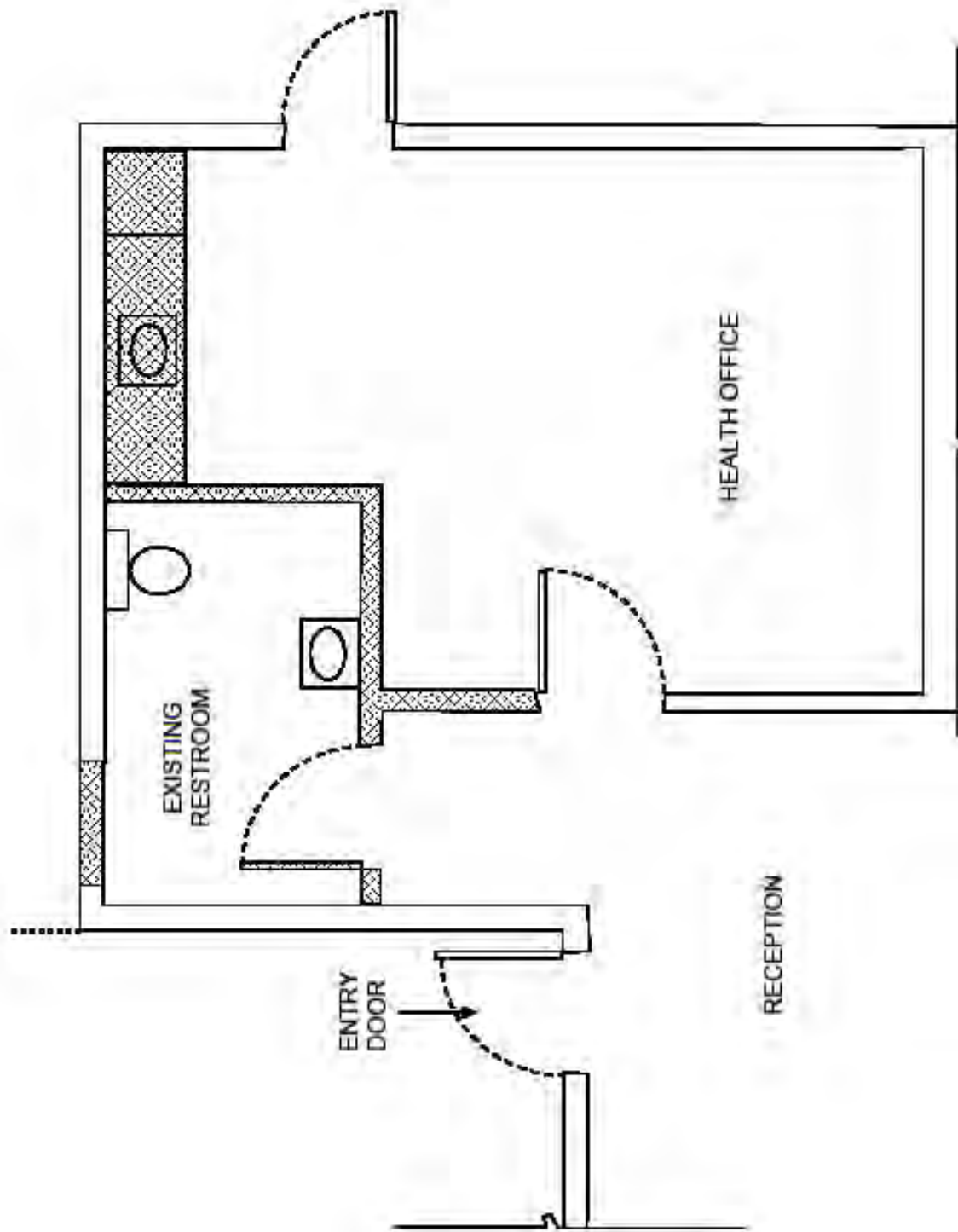
NO PARKING
IN FRONT OF
SCHOOL BUS STOP
OR IN FRONT OF
SCHOOL BUILDING
EXCEPT FOR
SCHOOL BUS
STOPPING TO
LOAD OR UNLOAD
STUDENTS
OR FOR
SCHOOL BUS
STOPPING TO
LOAD OR UNLOAD
STUDENTS

SCHOOL PROPERTY
CLOSED TO THE PUBLIC
30 minutes after
school to 6:00 A.M.
No Entry Without
Permission
Visitors call the principal at 555-5555

ENCLOSURE
PROPERTY
PROTECTED
NO ENTRY
TO CAMPUS
TO CAMPUS

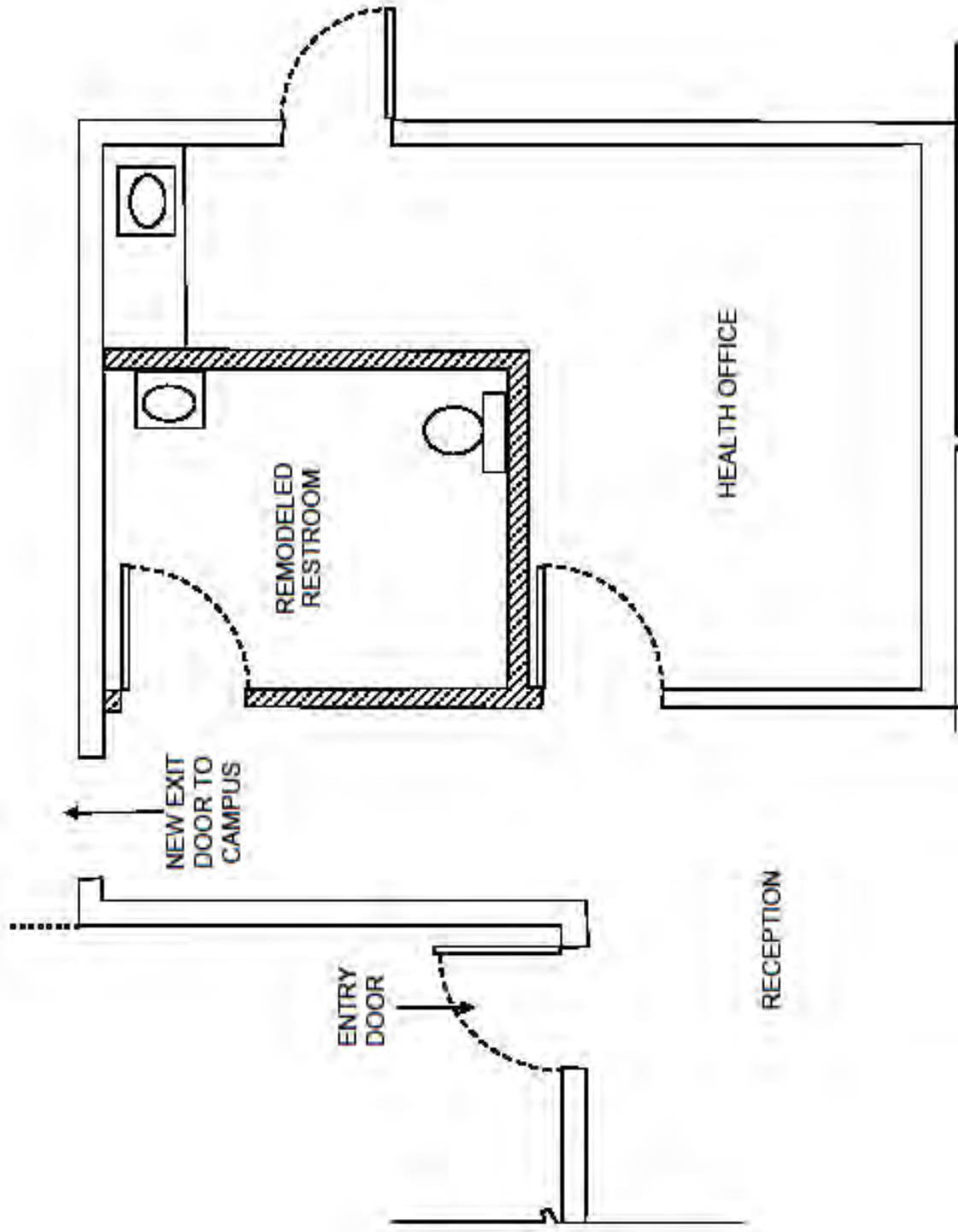






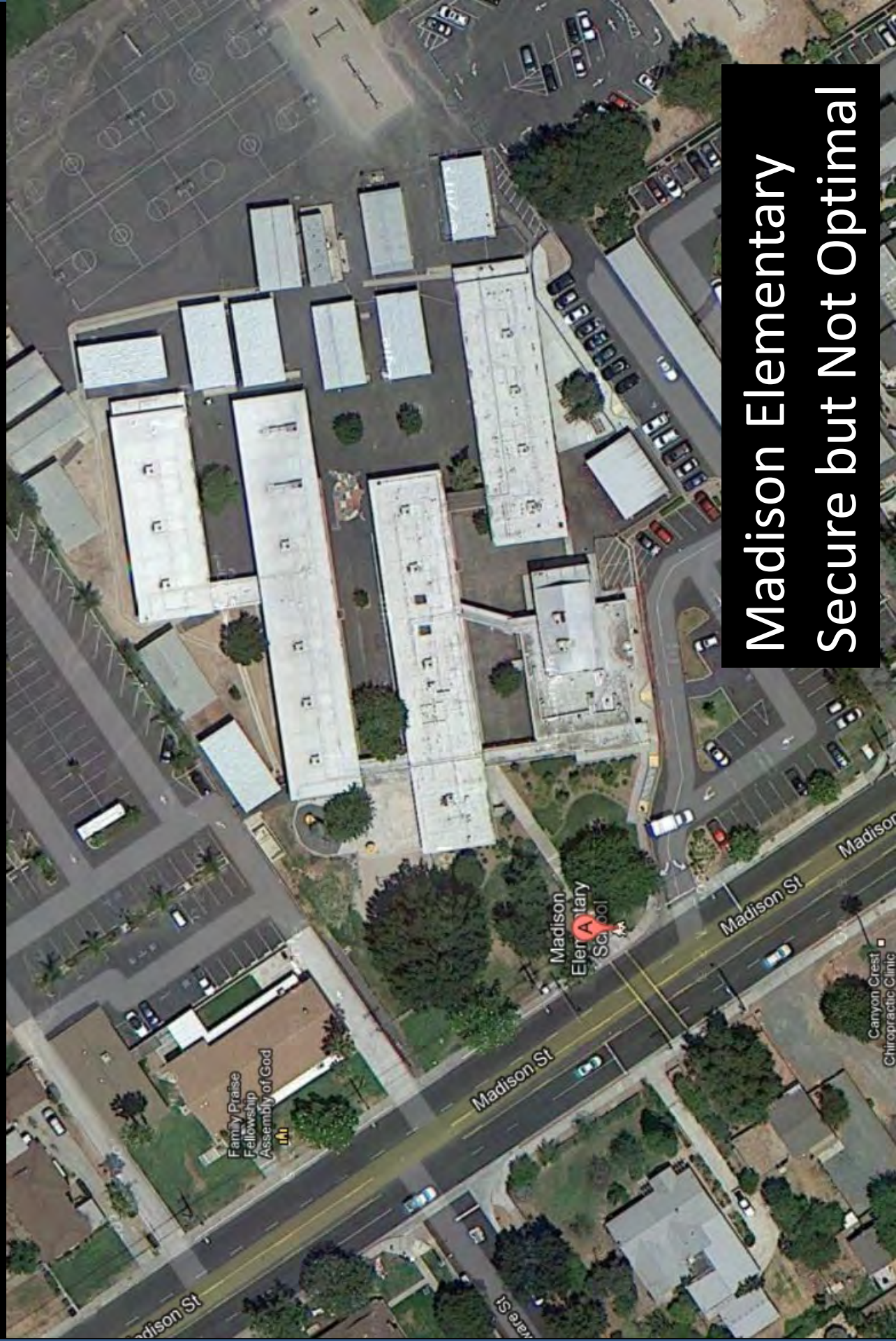
JACKSON ELEMENTARY
SECURITY UPGRADE- DEMO PLAN

11/26/12 KOT

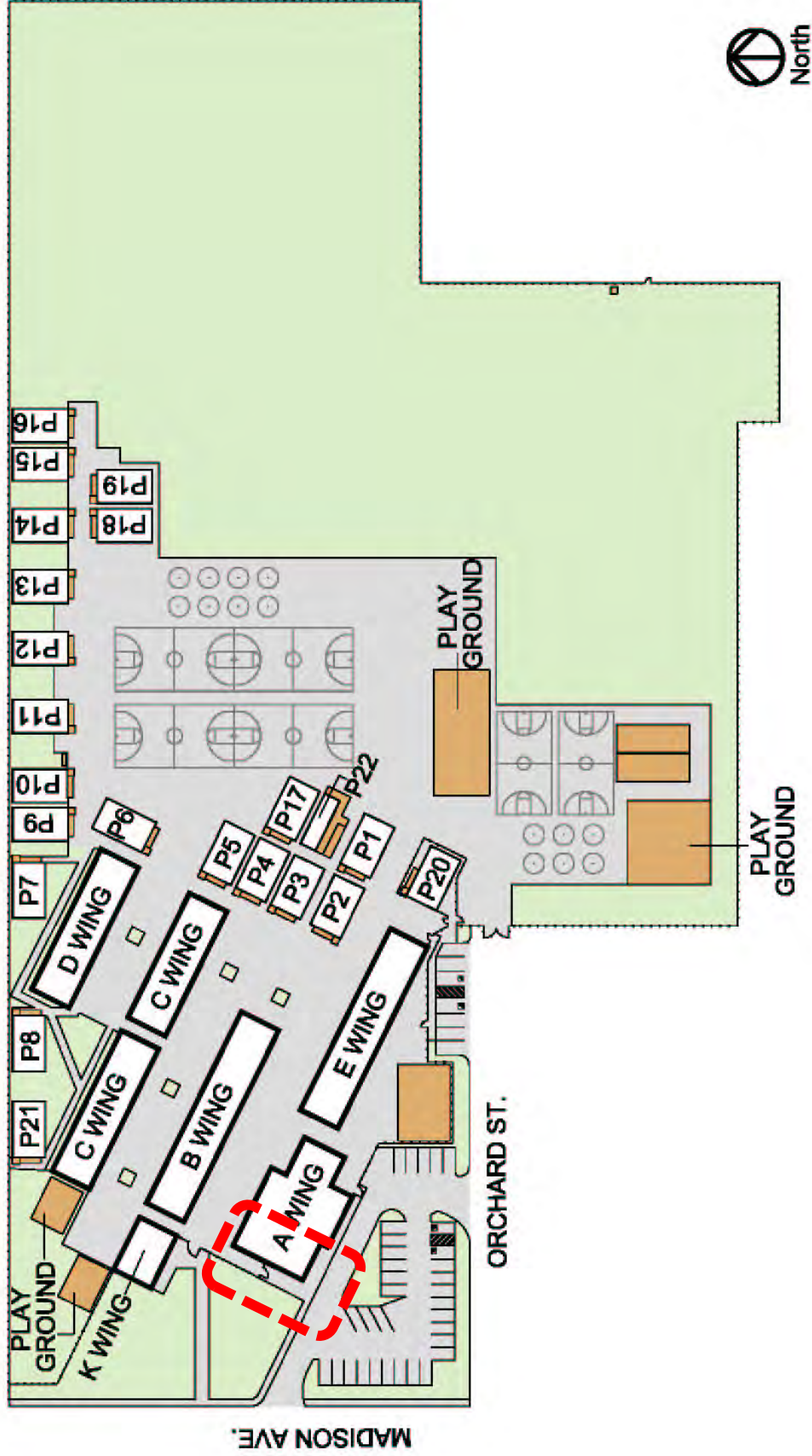


Estimate: \$62,484





Madison Elementary
Secure but Not Optimal




SITE PLAN - General

MADISON Elementary School

RIVERSIDE UNIFIED SCHOOL DISTRICT

3635 MADISON ST., Riverside, CA 92504

Tel. # (951) 352-8236



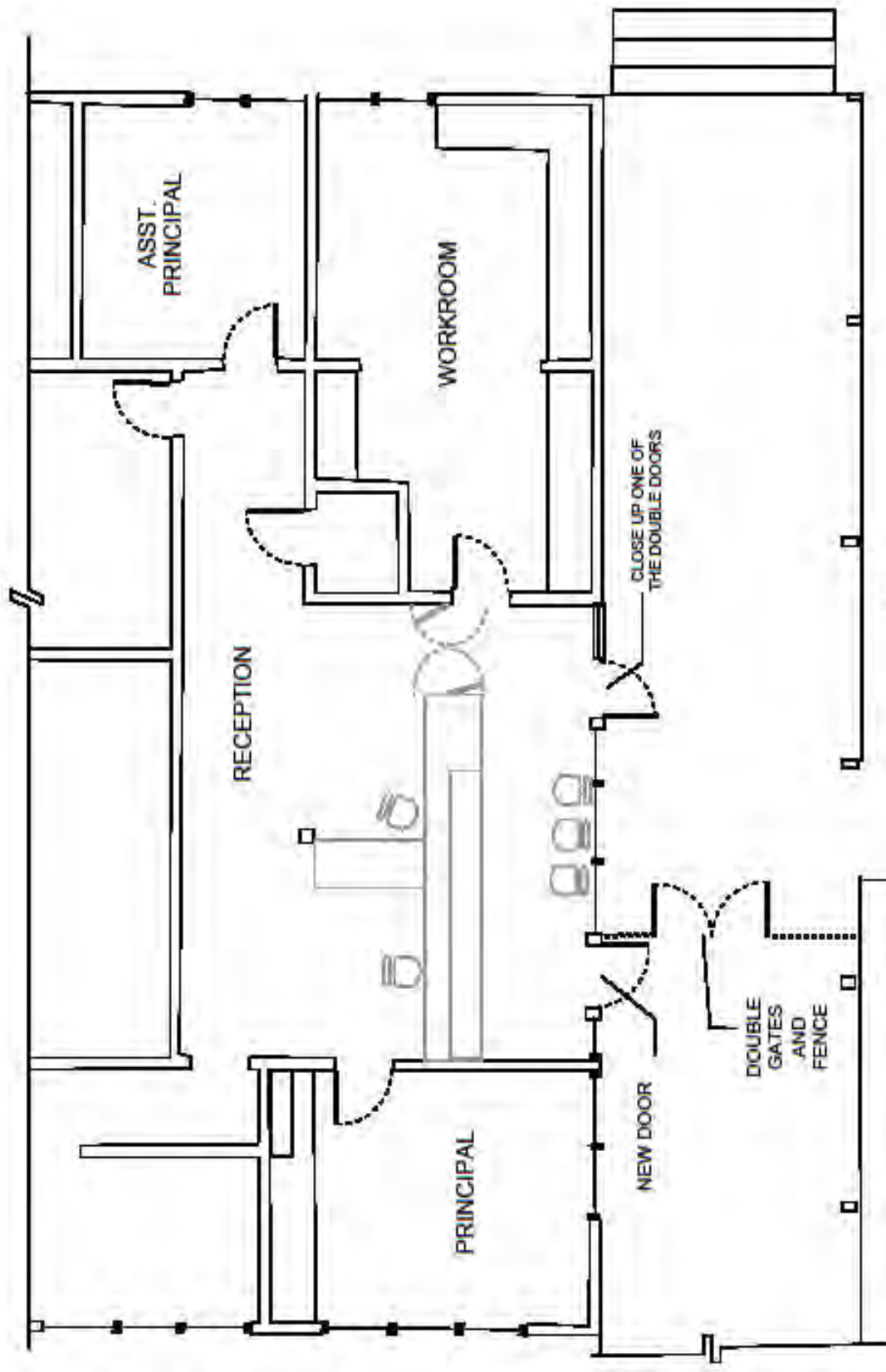




OPEN OTHER
DOOR
←
ABRIR LA PUERTA OTRA

OFFICE HOURS
8:00 - 4:00

Mustang
MUSTANG PERFORMANCE



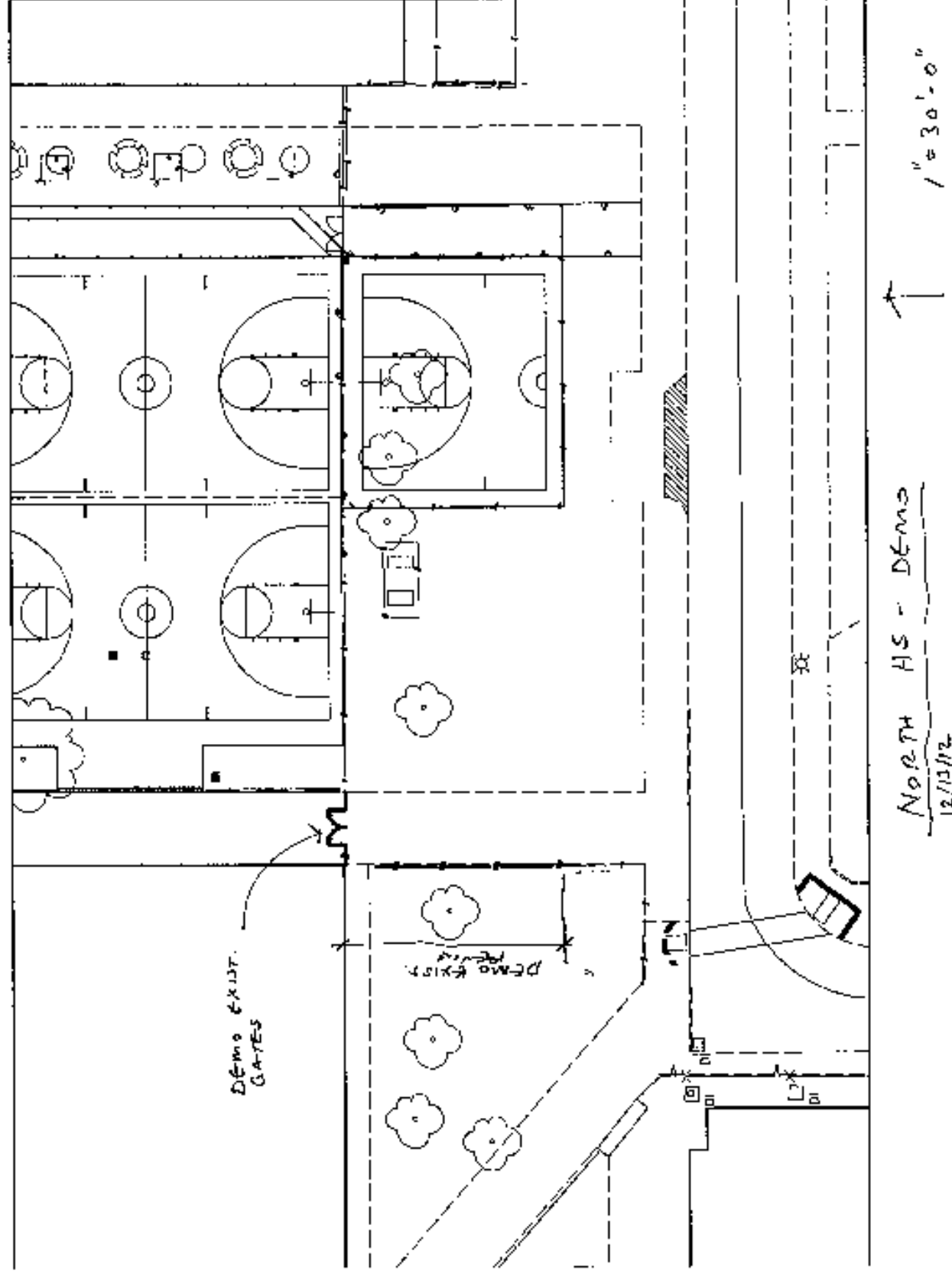
Estimate: \$77,786

MADISON ELEMENTARY
SECURITY UPGRADE
KH 11.23.12

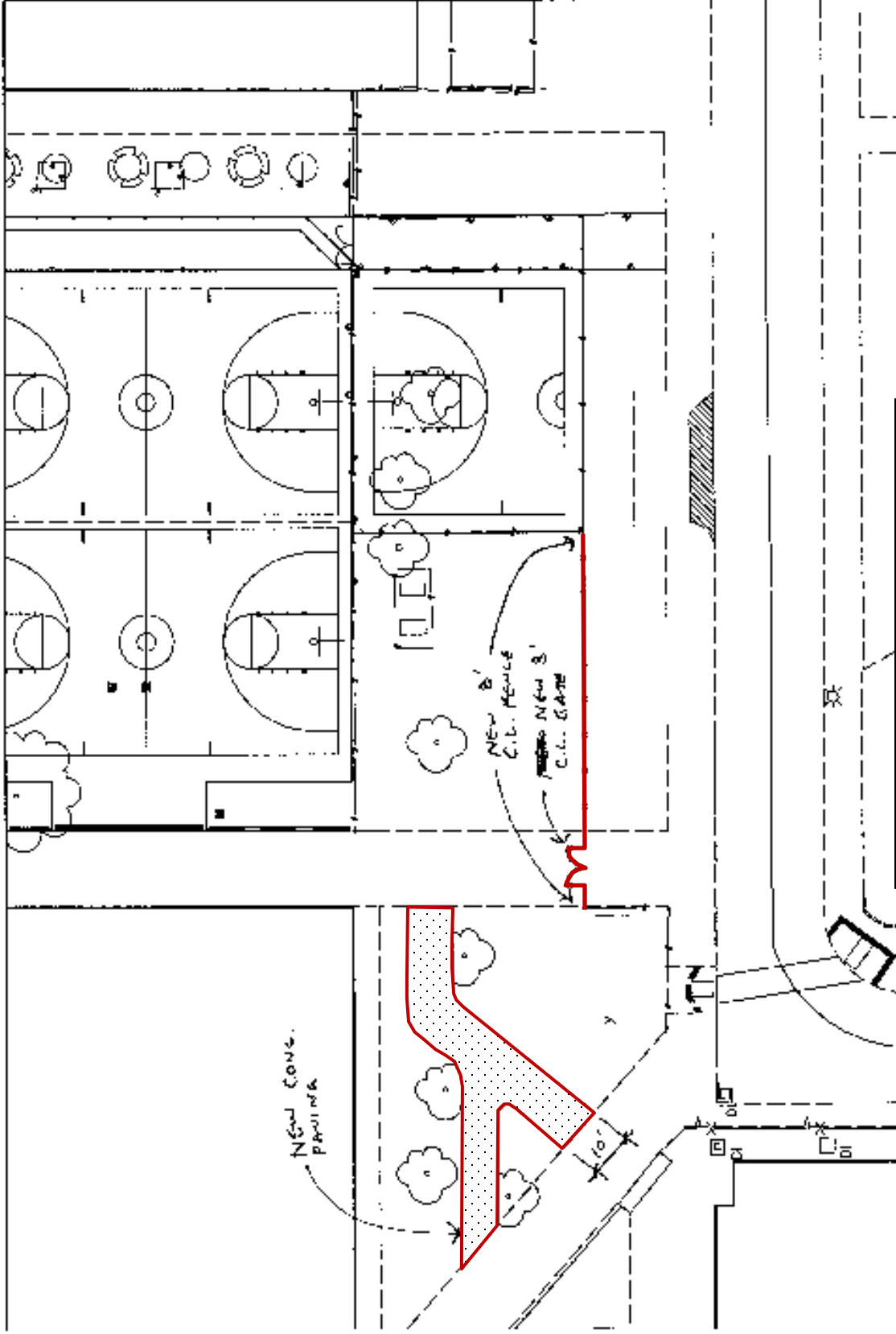


An aerial photograph of JW North High School. The main building is a large, light-colored structure with a flat roof. To the left of the building is a parking lot with several cars, including a white van and a red car. To the right of the building is a green lawn with trees and a paved area. In the background, there are more trees and a road. The text "JW North High School" is overlaid in white on a dark grey rectangular background.

JW North High School



Currently students walking out the back during passing periods



JW North High School
PROPOSED ALTERATION
 RUSD ME-HMC

↑ Estimate: \$41,993

Fencing/Office Alteration Option	
totals:	
Adams	\$ 45,227
Alcott	\$ 103,597
Highland	\$ 97,042
Jefferson	\$ 46,573
Emerson	\$ 78,660
Jackson	\$ 62,484
Madison	\$ 77,786
North	<u>\$ 41,993</u>
Total:	\$553,362*

*These estimates could be dramatically affected by further DSA review and requirement that “ADA enhancements” be performed, such as restroom remodels, drinking fountains, parking alterations, and path-of-travel such as walkways and ramps.

The architect has stated his best estimate with the limited knowledge of actual existing grades and cross-slopes, utilizing a Smart Level in select locations; however it will require a civil survey and review to know exactly what grades would need to be addressed and the extent of the work.