MEMORANDUM October 23, 2018

TO: Board Members

FROM: Grenita Lathan, Ph.D.
Interim Superintendent of Schools

SUBJECT: **2018 Texas English Language Proficiency Assessment System (TELPAS) Results**

CONTACT: Carla Stevens, 713-556-6700

Attached is a copy of Texas English Language Proficiency Assessment System (TELPAS) Report for the 2017–2018 school year. All English Learner (EL) students enrolled in the Houston Independent School District in grades K–12 are assessed with the TELPAS in the spring of each year, in accordance with federal and state requirements. The report includes grade level and overall results at the district level, as well as campus-level summary tables.

Key findings include:

- A total of 59,724 EL students participated in TELPAS testing in 2017–2018.
- Districtwide, EL student proficiency on the TELPAS was lower than in the previous year, and was lower than that of the state overall.
- Overall proficiency of EL students in the district declined in 2018 (as it did statewide) due to a re-norming of the TELPAS that occurred in 2018. These changes affected three of the four language domains assessed by the TELPAS (listening, speaking, and reading).
- Because of the changes to TELPAS, yearly progress data was not available for 2018, but will be reported in 2019.

Administrative Response to 2018 TELPAS Results

All English Language Learners are expected to grow at least one level annually in the areas of listening, speaking, reading, and writing, as measured through TELPAS. Data will be used to classify campuses into tiers to identify those that need extra support and guidance in developing action plans and activities to improve the percentage of ELs making one level of progress and of those rated as Advanced High in English proficiency. All campuses will receive customized support at least three times a year to ensure the progress monitoring of all enrolled ELs. Based on historical data, campuses will be assigned a consistent, yet differentiated support system to focus on EL instruction and progress throughout the year.

The prescribed support plan for campuses, based on data, will include:

- Principal and campus leader(s) attendance at district intervention assistance team (IAT) process and admission, review, dismissal/individualized education program (ARD/IEP) committee staff development;
- Assignment of a campus leader as Language Proficiency Assessment Committee (LPAC) Administrator, who will attend three days of LPAC training (beginning, middle, and end-of-year, i.e. BOY/MOY/EOY) annually;
- Campus principal and/or LPAC Administrator presence and input during EL Focus Meetings as part of BOY/MOY/EOY;

- Campus goal setting for ELLs for inclusion in school improvement plan;
- EL progress monitoring will occur during the fall, prior to the official TELPAS window, using the On-Track formative assessment platform;
- Writing plan, aligned with district curriculum documents, that includes content, narrative, past event samples for ELs throughout the year so that writing is connected to instruction and is aligned to the TELPAS writing portfolio;
- Quarterly professional development focused on the TELPAS proficiency level descriptors of each language domain for administrators and teachers;
- Literacy Routine as a Sheltered Instruction Model training (2-day institute) will be offered to teachers three times over the course of the 2018-2019 school year; and
- Follow up professional development during early dismissal days will be offered to teachers with a focus on two literacy routines to target second language acquisition.

Structured supports and processes will also be put in place at secondary schools to accelerate the academic and language learning of newcomer and immigrant students. These include targeted staff development, instructional resources to facilitate differentiation, and systems to monitor the progress of students. Particular attention will be placed on the English language development of newcomer students as they progress within a proficiency level.

Continued collaboration with the Elementary and Secondary Curriculum Departments so that a curriculum that targets the needs of ELs at the Beginning and Intermediate level is developed.

Multilingual Programs has collaborated with Student Assessment to develop an online TELPAS formative progress monitoring tool.

Should you have any further questions, please contact Carla Stevens in Research and Accountability at 713-556-6700.

Grenita Lathan GL

Attachment

cc: Superintendent's Direct Reports
Area Superintendents
Anna White
School Support Officers
Principals

HOUSTON INDEPENDENT SCHOOL DISTRICT

RESEARCH

Educational Program Report

TEXAS ENGLISH LANGUAGE PROFICIENCY ASSESSMENT SYSTEM

TELPAS REPORT

2017 - 2018

HISD | Research and Accountability

ANALYZING DATA, MEASURING PERFORMANCE.

2018 BOARD OF EDUCATION

Rhonda Skillern-Jones
President

Jolanda Jones
First Vice President

Anne Sung
Second Vice President

Sergio Lira
Secretary

Holly Maria Flynn Vilaseca
Assistant Secretary

Wanda Adams
Diana Dávila
Susan Deigaard
Elizabeth Santos

Grenita Lathan, Ph.D.
Interim Superintendent of Schools

Carla Stevens
Assistant Superintendent
Department of Research and Accountability

Kevin Briand, Ph.D.
Senior Research Specialist

Zack Bigner
Research Manager

Houston Independent School District
Hattie Mae White Educational Support Center
4400 West 18th StreetHouston, Texas 77092-8501

www.HoustonISD.org

It is the policy of the Houston Independent School District not to discriminate on the basis of age, color, handicap or disability, ancestry, national origin, marital status, race, religion, sex, veteran status, political affiliation, sexual orientation, gender identity and/or gender expression in its educational or employment programs and activities.

Texas English Language Proficiency Assessment System (TELPAS) 2017–2018

Introduction

The No Child Left Behind (NCLB) Act of 2001 introduced the requirement that states assess the academic performance of all students annually, including the English Learner (EL) student group. An important provision of NCLB was the requirement that states report data annually concerning the progress of EL students in acquiring English language proficiency. In response to this, the Texas Education Agency (TEA) developed the Texas English Language Proficiency Assessment System (TELPAS), which provides a comprehensive measure of English language proficiency.

Under TELPAS, EL students in kindergarten through twelfth grade are assessed in four language domains: listening, speaking, reading, and writing. The proficiency scores in each domain are used to calculate an overall composite score, which is simply the average of the four domain scores.[1] The composite score, as well as each domain score, indicate where EL students are on a continuum of English language development. This continuum, based on the stages of language development for second language learners, is divided into four proficiency levels: Beginning, Intermediate, Advanced, and Advanced High (see **Appendix A**, pp. 10–11). All EL students in grades K–12, including those with parental waivers, are required to be assessed through TELPAS until they have been reclassified as non-EL (unless Admission, Review, & Dismissal (ARD) exempted because of Special Education status or due to extenuating circumstances). Details on the design of the TELPAS can be found in **Appendix B** (pp. 12-13).

Use of TELPAS Scores

TELPAS scores are currently used for three main purposes. First, TELPAS listening, speaking, and writing scores are criteria used to determine whether an EL student can exit from special language programs. Second, student performance on the TELPAS reading assessment is one of the criteria that determine whether a student can be granted an exemption from statewide State of Texas Assessments of Academic Readiness End-of-Course (STAAR EOC) testing on the English I assessment. For specific information regarding exemption rules, refer to the Texas Administrative Code (TAC), Chapter 101, Subchapter AA. Third, TELPAS proficiency levels and growth are used in federal and state accountability calculations.

TELPAS ratings are included in state accountability ratings under the “Closing the Gaps” domain. Specifically, the percentage of EL students who improved their English proficiency level from one year to the next (i.e., Yearly Progress, see below) is reported at both the campus and district level. TELPAS results are also used in the Performance-Based Monitoring Analysis System (PBMAS). PBMAS is a reporting system used in Texas to satisfy certain state and federal statutory requirements, and reports results at the district level only. Under a section that includes performance indicators for Bilingual Education/ESL students, TELPAS is used in the calculation of two indicators relating to English-language proficiency.

TELPAS Composite Ratings

TELPAS composite ratings indicate EL students’ overall level of English language proficiency (Appendix B, p. 12). To be included in composite calculations, a student must have a proficiency score in each of the four language domains.[2] Composite scores range from 1.0 to 4.0 and are converted to composite ratings according to the values shown in **Table 1** (p. 2).

Table 1. Translation of TELPAS Composite Scores Into TELPAS Composite Ratings

Composite Score (New)	TELPAS Composite Rating
1.0–1.4	Beginning
1.5–2.4	Intermediate
2.5–3.4	Advanced
3.5–4.0	Advanced High

TELPAS Administration

The four language domains in TELPAS are assessed via a combination of holistic teacher ratings and online testing, which all occur within the same testing window during the spring of each school year. For 2018, the testing window was February 26 to April 6, 2018. For grades K–1, all four language domains are assessed holistically. For grades 2–12, only writing is assessed holistically, with reading, listening, and speaking assessed via online testing. Note that spring 2018 was the first time that listening and speaking were assessed online (Appendix B, p. 13).

Participants

All students in grades K–12 who the district reports as English Learners (EL) are required to participate in TELPAS. A total of 59,724 EL students in the Houston Independent School District (HISD) took the TELPAS during the 2017–2018 school year, a decrease of 1,557 from 2016–2017. **Table 2** provides basic demographic information for these students (only cases for whom information was available are included, thus counts may total less than 59,724).[3]

- Male TELPAS participants outnumbered females, 52% vs. 48%.
- 91% of TELPAS participants were Hispanic, and 88% were coded as economically disadvantaged.
- 94% of the students tested were served through either a bilingual or ESL program, while 6% had a parental waiver for exclusion from any specialized linguistic services.
- 31% of TELPAS participants had been enrolled in U.S. schools for at least five years. First year students made up 18%.[4]

Table 2. Demographic Information for TELPAS Participants, 2018

Gender	N	%
Female	28,390	48
Male	31,334	52
Ethnicity		
American Indian	87	<1
Asian	2,159	4
African American	1,375	2
Hispanic	54,538	91
Pacific Islander/Hawaiian	28	<1
White	1,414	2
Two or more	53	<1
No Information	70	<1
Economically Disadvantaged		
Yes	52,395	88
No	7,329	12

Language Program	N	%
Bilingual	30,851	52
ESL	25,160	42
Waived	3,468	6
No information provided	245	<1
Years in US Schools*		
1st year	9,452	18
2	10,381	20
3	8,782	17
4	7,618	14
5	6,022	11
6+	10,605	20

Source: TELPAS data file 10/5/18

** Applicable for grades 1-12 only*

Results

TELPAS Proficiency

The first indicator the district focuses on is the overall level of English proficiency for ELs. A cross-sectional examination of TELPAS performance data is presented in **Table 3**. The number of EL students tested and the number and percent at each proficiency level is presented by grade level. As indicated earlier, there were 59,724 students who took the TELPAS in 2017–2018.

Table 3. HISD TELPAS Results: Number and Percent at Each Proficiency Level, 2018

Grade	Number Tested	Beginning		Intermediate		Advanced		Advanced High		AH 2017	Composite Score
	N	N	%	N	%	N	%	N	%	% *	
K	6,861	4,211	61	1,851	27	561	8	238	3	3	1.5
1	7,549	2,205	29	3,007	40	1,511	20	826	11	8	2.0
2	7,685	431	6	3,863	50	2,819	37	572	7	16	2.4
3	7,511	206	3	2,530	34	3,274	44	1,501	20	28	2.8
4	6,939	269	4	2,199	32	3,272	47	1,199	17	30	2.7
5	6,271	215	3	1,492	24	2,848	45	1,716	27	44	2.9
6	3,671	153	4	1,392	38	1,553	42	573	16	24	2.7
7	3,169	180	6	1,239	39	1,346	42	404	13	26	2.6
8	2,609	164	6	976	37	1,121	43	348	13	29	2.6
9	2,881	402	14	1,419	49	836	29	224	8	20	2.3
10	1,926	185	10	933	48	652	34	156	8	22	2.4
11	1,313	78	6	594	45	508	39	133	10	29	2.5
12	1,339	74	6	542	40	558	42	165	12	29	2.6
Total	**59,724**	**8,773**	**15**	**22,037**	**37**	**20,859**	**35**	**8,055**	**13**	**22**	**2.4**

Source: TELPAS data file 10/5/18 and 5/8/17 ** 2017 results reflect the previous standards. The test was renormed in 2018.*

- 13% of EL students had TELPAS composite ratings of Advanced High in 2017–2018.
- This was nine percentage points lower than the figure obtained in 2017. However it must be noted that the standards were different for the two years, making comparisons problematic.

Figure 1 shows the 2018 attainment data for grades kindergarten through six, illustrating the gain in English language proficiency typically observed as EL students advance in grade level.

Figure 1: TELPAS Proficiency Ratings for EL Students in 2018, Grades K Through 6

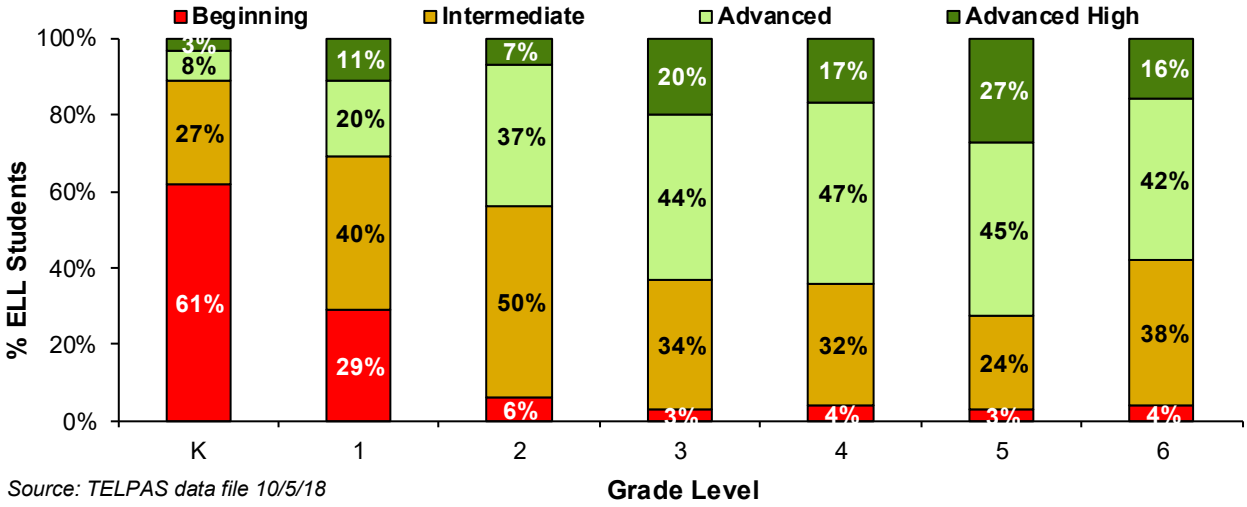

Source: TELPAS data file 10/5/18

Figure 2: EL Student TELPAS Proficiency Ratings, 2009 Through 2018

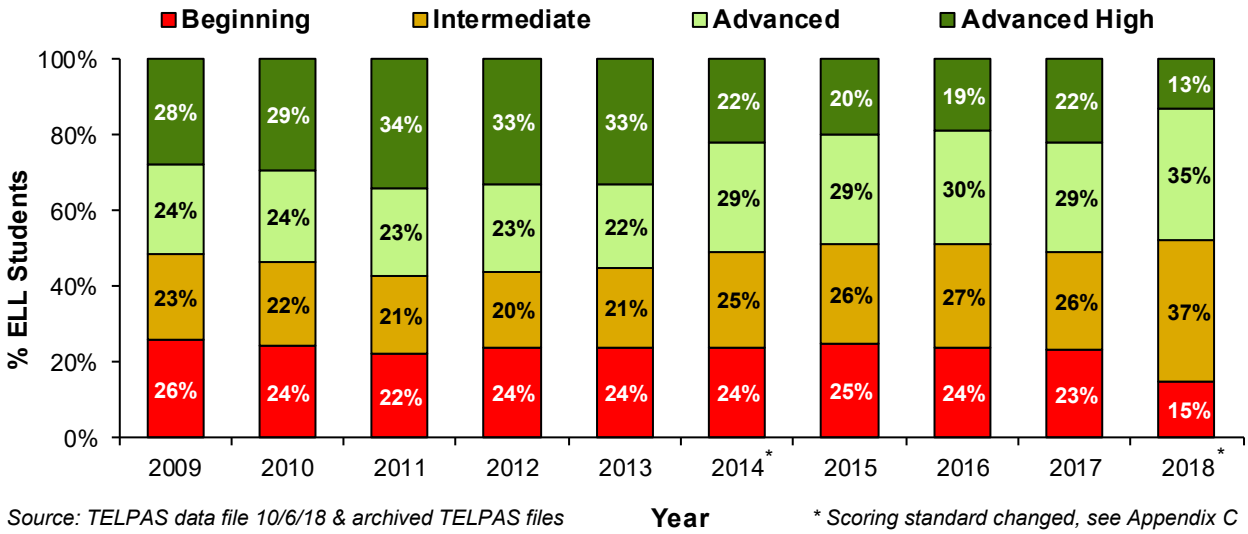

Source: TELPAS data file 10/6/18 & archived TELPAS files ** Scoring standard changed, see Appendix C*

Figure 2 (above) shows TELPAS attainment for the period 2009 through 2018. One thing to note is that the distribution of proficiency levels was altered following the changes implemented in the TELPAS assessment in 2018. Specifically, there are now fewer students receiving ratings at the extremes (Beginning or Advanced High) and more receiving ratings in the middle (Intermediate of Advanced). **Figure 3** (below) shows attainment data by grade level for grades K through 6, comparing results for 2018 to those observed in 2017 (before changes were made to the TELPAS). As can be seen, this pattern of fewer high or low proficiency scores was observed at those grade levels where the listening and speaking domains were assessed online (grade 2 and higher).

Figure 3: TELPAS Proficiency Ratings for EL Students Grades K Through 6: Comparison of Results From 2018 and 2017 Reflecting Changes in Standards

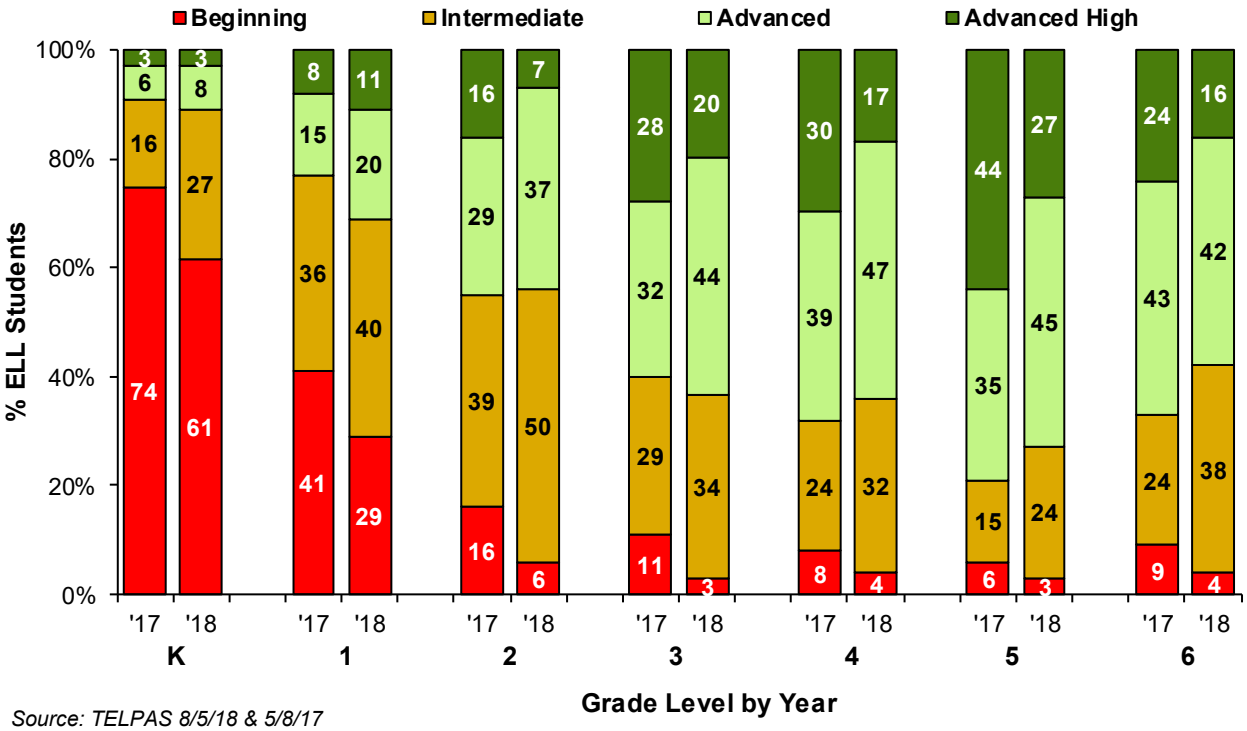

Source: TELPAS 8/5/18 & 5/8/17

Figure 4: EL Student TELPAS Yearly Progress, 2009 Through 2017

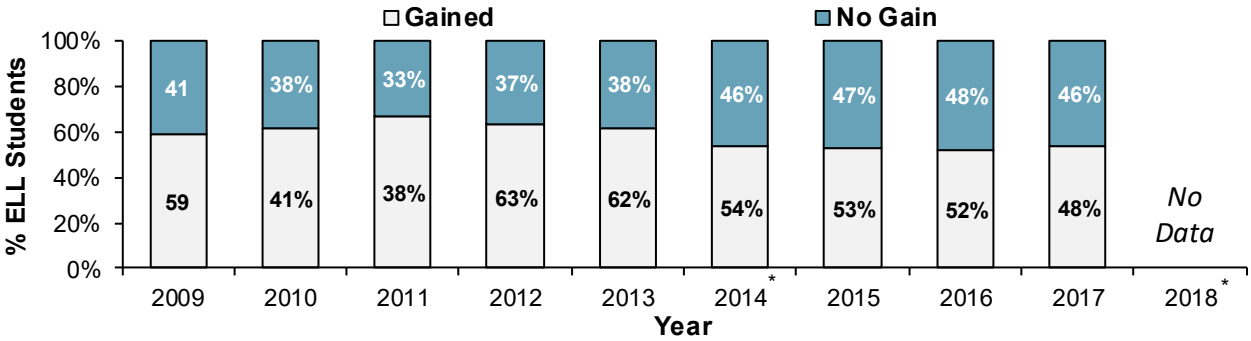

Source: archived TELPAS data files

** Scoring standard changed, see Appendix C*

TELPAS Yearly Progress

One of the main goals of the district's programs for EL students is to ensure that they increase their English language proficiency over time. With TELPAS this is done by measuring the percentage of ELs who made at least one level of progress on the TELPAS from the prior testing year to the current testing year (Yearly Progress). Because the TELPAS underwent significant changes in 2017–2018 (as explained in Appendix B, pp. 12–13), it was not possible to calculate Yearly Progress data since the current version of TELPAS cannot meaningfully be compared to the previous one. Accordingly, for the current year, Yearly Progress data was not reported. Instead, **Figure 4** above summarizes data from previous years 2009 through 2017, in order to provide some context in terms of what levels of progress are typically observed in the district.

TELPAS Proficiency: HISD Compared to Statewide Results

District versus statewide TELPAS overall composite rating results are presented in **Figure 5** (below). Specifically, this figure shows a grade-level breakdown of the percentage of EL students who achieved a TELPAS rating of Advanced High in 2018. Data for the state were obtained from the TEA website, and HISD figures are the same ones previously reported in Table 3. More detailed data including the exact numbers of students in the relevant cohorts are included in **Appendix C** (p. 14).

- State performance exceeded that of the district by three percentage points, and attainment levels were higher for the state at all grade levels except 3rd grade.[5]

Figure 5: HISD Student TELPAS Proficiency in 2018 Compared to Statewide Data, by Grade Level

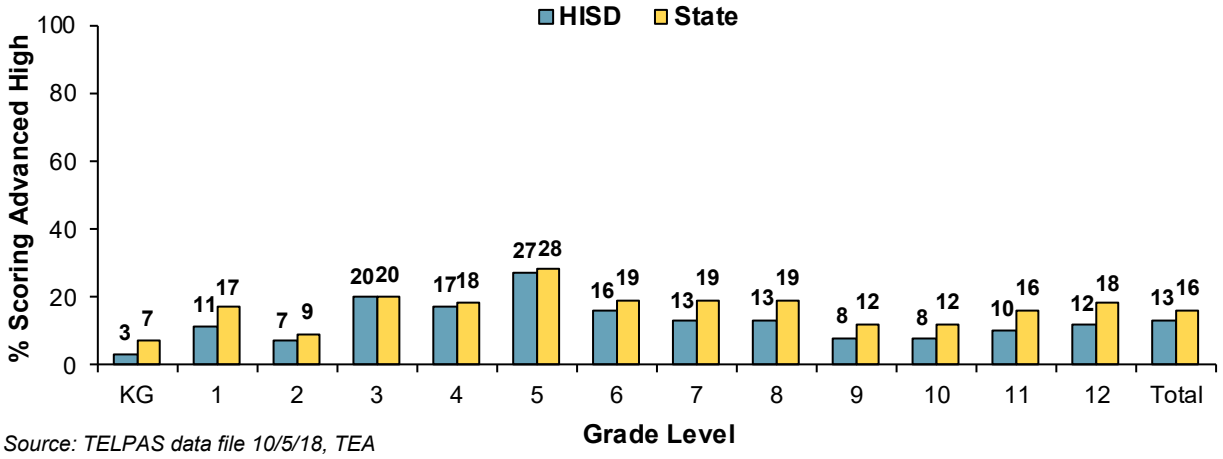

Source: TELPAS data file 10/5/18, TEA

Figure 6: HISD yearly progress and overall proficiency compared to statewide data, 2009 to 2018

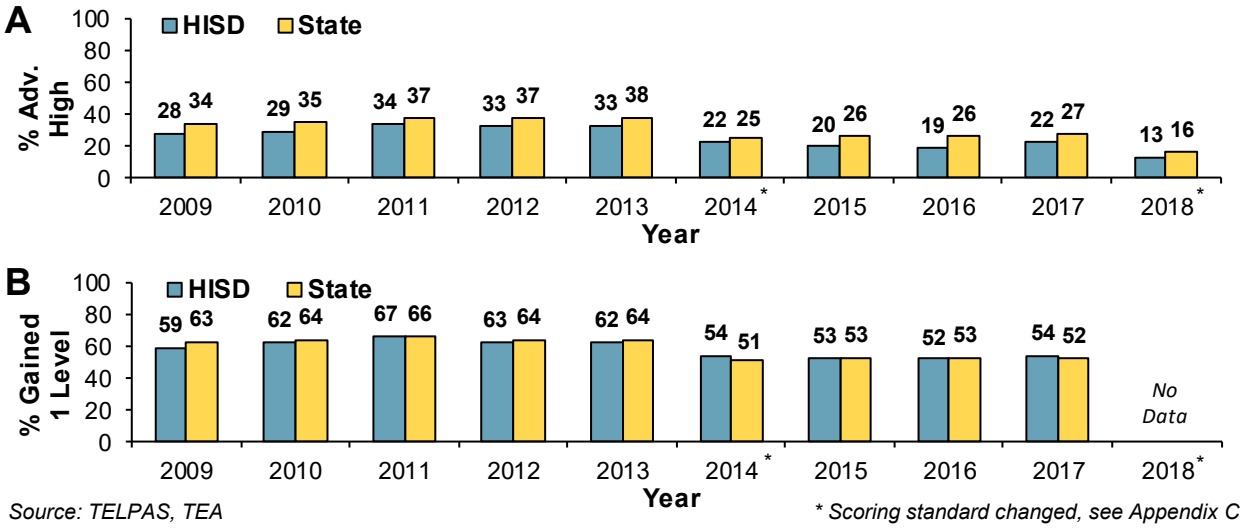

Source: TELPAS, TEA

** Scoring standard changed, see Appendix C*

District versus statewide TELPAS overall composite rating and yearly progress results for the period 2008 through 2018 are presented in **Figure 6a** and **6b**.

- Overall proficiency has remained lower than that of the state (Figure 6a), but the performance gap was reduced in 2018 compared to 2017 (-5 percentage points versus -3 points). Although as discussed previously, there is no yearly progress data for the current year; the district usually has been lower than the state (Figure 6b), but was higher in 2014 and 2017.

TELPAS Proficiency for the Four Language Domains

As was shown previously, TELPAS proficiency levels appear to have been affected by the changes that were implemented to the assessment in 2018. Fewer students scored at the Beginning or Advanced High levels. This section explores whether this pattern applied equally to all four language domains.

- **Figure 7** (below) shows the percentage of students scoring Advanced High in each language domain (listening, speaking, writing, and reading) between the years 2015 and 2018.

Figure 7: Percentage of Students Scoring Advanced High in Each Language Domain, 2015 Through 2018

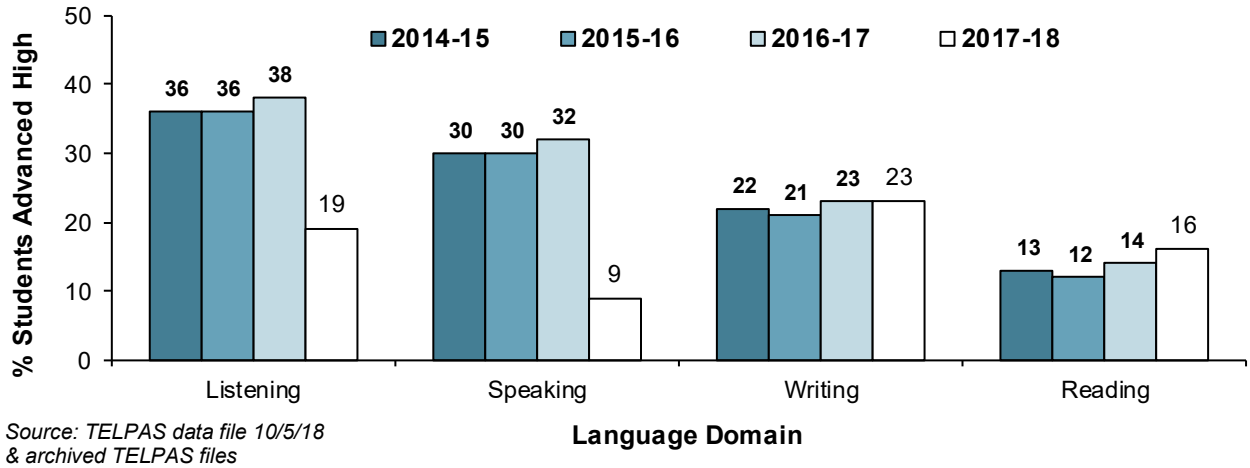

Source: TELPAS data file 10/5/18 & archived TELPAS files

- Note that neither writing nor reading scores varied much from what has been observed previously. However, both listening and speaking saw sharp declines in the percentage scoring Advanced High.

Figure 8: EL Student TELPAS Listening Proficiency Ratings, 2011 Through 2018 (Grades 2–12 Only)

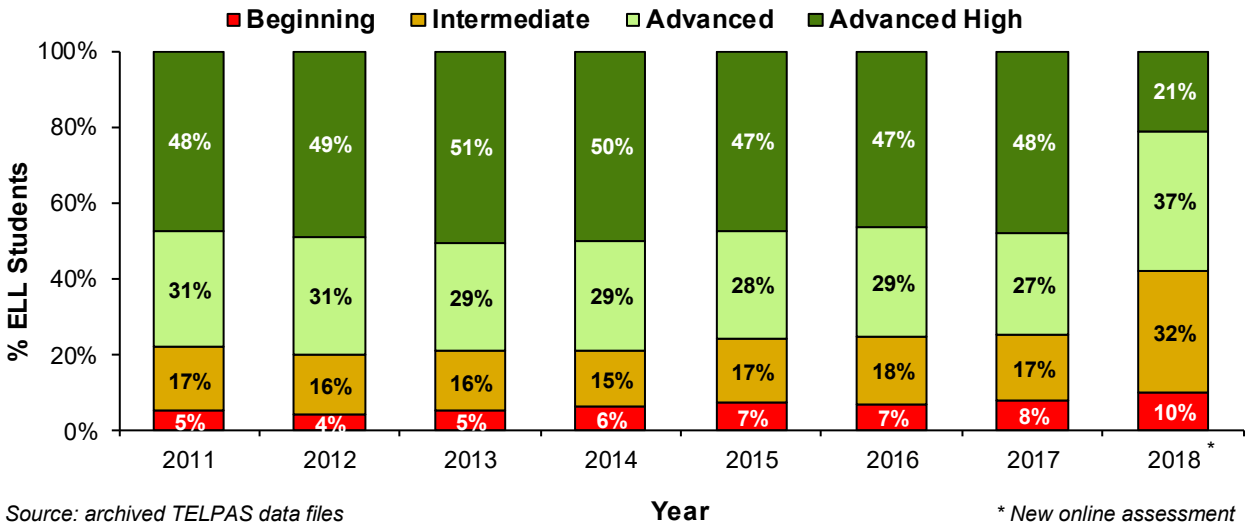

Source: archived TELPAS data files ** New online assessment*

TELPAS Online Listening & Speaking

The listening and speaking domains for grades 2 through 12 were assessed via online testing in 2018, whereas previously these had always been assessed by holistic ratings from teachers. This section provides further details from the first year of implementation of this protocol, including a comparison of 2018 performance with that from previous years.

- **Figure 8** (above) shows TELPAS listening proficiency for the period 2011 through 2018. Note the change in distribution of proficiency ratings in 2018, in comparison with previous years. Specifically, there were more student rated as Intermediate or Advanced but many fewer rated as Advanced High.

Figure 9: EL Student TELPAS Speaking Proficiency Ratings, 2011 Through 2018 (Grades 2–12 Only)

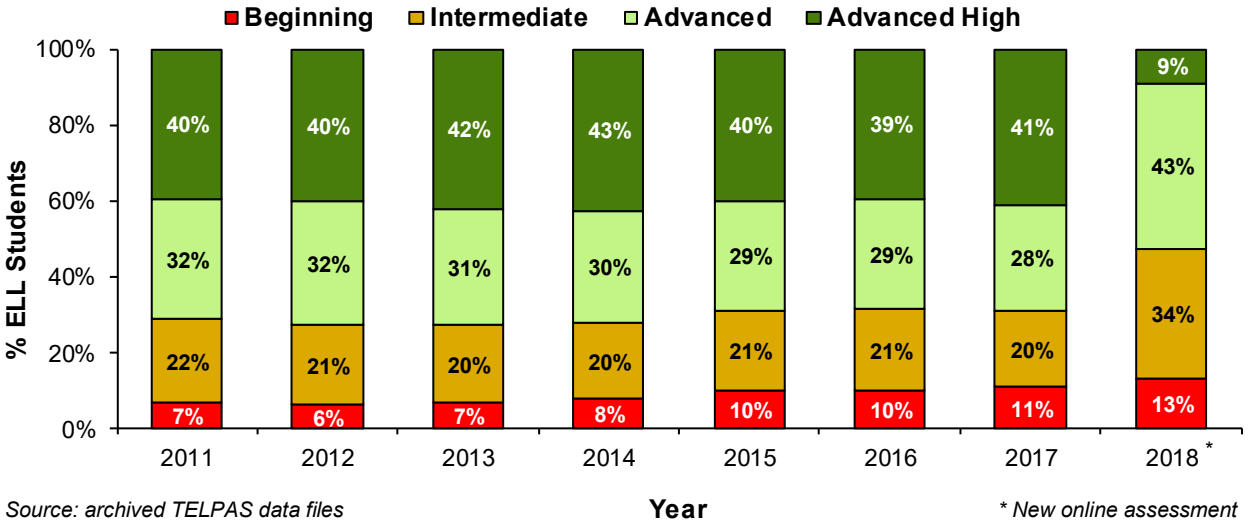

Source: archived TELPAS data files ** New online assessment*

Figure 10: Percentage of Students in Various Programs Scoring Advanced High, 2015 Through 2018

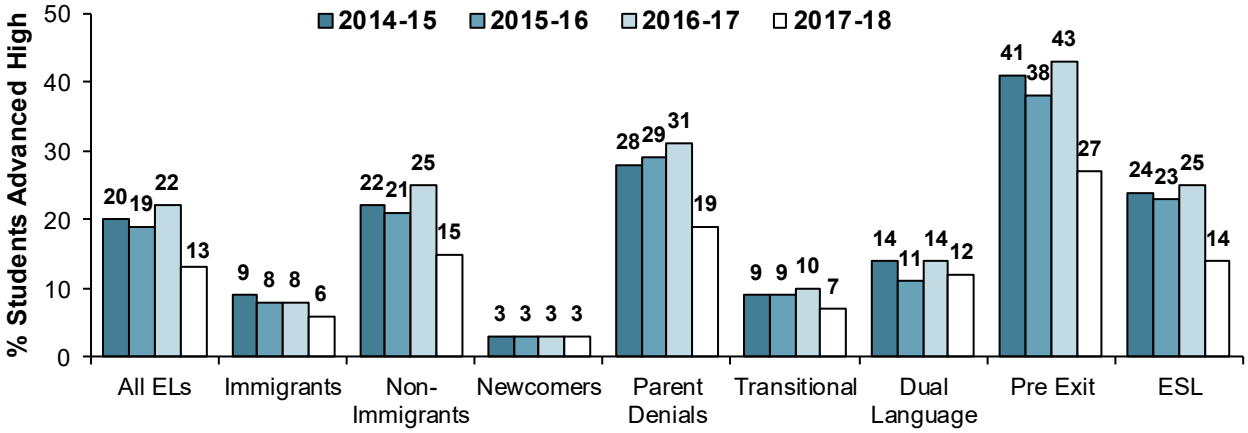

Source: TELPAS , HISD Cognos Data Warehouse

- **Figure 9** (previous page) shows comparable data for TELPAS speaking. Again, there was a change in distribution of proficiency ratings in 2018, in comparison with previous years. This followed the same pattern seen with TELPAS listening, with a large decline in the percentage of students rated Advanced High.

TELPAS Proficiency and Program Status

The percentage of district students scoring Advanced High on the TELPAS declined in 2018. One final question that should be addressed is whether this trend applies to students from only certain programs, or whether it is more widely observed. **Figure 10** (above) compares the four-year performance of the following groups of EL students: immigrants, non-immigrants, newcomers (i.e., first-year immigrants), students with parental denials/waivers, students in the transitional and dual language bilingual programs, pre-exit students, and English as a Second Language (ESL) students. Note that more detailed analyses of TELPAS performance of these programs can be obtained from program evaluation reports available through the Research and Accountability department.

- As **Figure 10** shows, TELPAS performance declined in 2018 for nearly all groups of EL students. (newcomers remained the same but were already at three percent Advanced High). Dual language bilingual students declined by only two percentage points (see **Appendix D** for details, p. 15).

The remaining pages contain summary data at the district and campus levels. The first section (pages 16 to 20) includes overall performance by campus, organized alphabetically. Following this are more detailed campus-level results (including grade-level data), organized by school level and alphabetically.

ENDNOTES

[1] The "four-domain" rule has always been in effect for calculating the TELPAS composite rating, and still applies to most students tested. However, ESSA now requires that states provide proficiency measures for those EL students with disabilities who cannot be assessed in all four domains. For TELPAS, students with disabilities who are not evaluated in one or two domains due to an ARD decision have their composite rating determined by the average of their performance in those domains for which they are rated. In spring 2018, there were 107 students in the district who received ratings under this provision.

[2] As of spring 2018, in calculating the composite score each domain is weighted equally (25%). This is a change from the procedure followed in 2017 and previously, where a weighted average was used (reading 50%, writing 30%, listening and speaking 10% each).

[3] While 59,724 students had complete TELPAS scores, there were a further 999 who did not receive a composite rating because one or more of their language domain scores were missing. This represents 1.6% of the total number of TELPAS answer documents submitted.

[4] The TELPAS Years in U.S. Schools indicator is used for TELPAS reporting, STAAR assessment decisions, as well as for defining accountability measures. The number of years enrolled in U.S. schools starts with grade 1, or the first school year thereafter if students begin in U.S. schools after grade 1. Beginning with the 2013–2014 school year, a student needs to have been enrolled for 60 consecutive school days in order for that year to be counted as one year in the calculation. Prior to 2014, a student could have counted as being enrolled in U.S. schools for a year even if they had actually been in school for only a few days.

[5] While it is useful to know how the district's EL students perform on the TELPAS compared to the state overall, there are two caveats that should be considered before drawing conclusion as to the relative effectiveness of district special language programs. First, TELPAS performance reveals only the English proficiency of current EL students. True success of any program needs to consider the long-term academic performance of ELs after they have exited EL status. The evaluation reports for the district's special language programs provide ample evidence that exited ELs do at least as well as, and usually better than, average district performance. This cannot be seen by focusing only on TELPAS performance of current ELs. Secondly, HISD has more EL students enrolled in bilingual programs than in ESL programs. At the state level, the opposite is true; the majority of ELs in Texas are in ESL programs. There is a sizeable body of research illustrating that ESL programs may lead to larger initial gains in English proficiency than do bilingual programs. However, in the long run, both the research literature, as well our own district results, show that bilingual programs lead to more success for former ELs. Each of these points is discussed in detail in the district's *2018 Bilingual and English as a Second Language Program Evaluation Report*, which is available from the Research and Accountability Department as well as on the Department's website.

APPENDIX A

Proficiency Level Descriptors

In TELPAS, the English proficiency of EL students is characterized as falling into one of four levels: Beginning, Intermediate, Advanced, or Advanced High. Each proficiency level marks a stage of second language development. Students proceed from one level to the next regardless of the age at which they began to learn English. These proficiency levels are identified in both the national standards for teaching English as a second language and in the Texas English Language Proficiency Standards (ELPS, see TAC § 74.3.4). TELPAS proficiency level descriptors are summarized on the next page, and can also be downloaded at http://www.tea.state.tx.us/student.assessment/ell/telpas/.

Appendix A (continued)

Proficiency Level Descriptors

Grade & Domain	Beginning	Intermediate	Advanced	Advanced High
K-12 Listening	Little or no ability to understand spoken English used in academic and social settings.	Able to understand simple, high-frequency spoken English used in routine academic and social settings.	Able to understand, with second language acquisition support, grade-appropriate spoken English used in academic and social settings.	Able to understand, with minimal second language acquisition support, grade-appropriate spoken English used in academic and social settings.
K-12 Speaking	Little or no ability to speak English in academic and social settings.	Able to speak in a simple manner using English commonly heard in routine academic and social settings.	Able to speak using grade-appropriate English, with second language acquisition support, in academic and social settings.	Able to speak using grade-appropriate English, with minimal second language acquisition support, in academic and social settings.
K-1 Writing	Little or no ability to use the English language to build foundational writing skills.	Limited ability to use the English language to build foundational writing skills.	Able to use the English language to build, with second language acquisition support, foundational writing skills.	Able to use the English language to build, with minimal second language acquisition support, foundational writing skills.
2-12 Writing	Lack the English vocabulary and grasp of English language structures necessary to address grade-appropriate writing tasks meaningfully.	Have enough English vocabulary and enough grasp of English language structures to address grade-appropriate writing tasks in a limited way.	Have enough English vocabulary and command of English language structures to address grade-appropriate writing tasks, although second language acquisition support is needed.	Have acquired the English vocabulary and command of English language structures necessary to address grade-appropriate writing tasks with minimal second language acquisition support.
K-1 Reading	Little or no ability to use the English language to build foundational reading skills.	Limited ability to use the English language to build foundational reading skills.	Able to use the English language, with second language acquisition support, to build foundational reading skills.	Able to use the English language, with minimal second language acquisition support, to build foundational reading skills.
2-12 Reading	Little or no ability to read and understand English used in academic and social contexts.	Able to read and understand simple, high-frequency English used in routine academic and social contexts.	Able to read and understand, with second language acquisition support, grade-appropriate English used in academic and social contexts.	Able to read and understand, with minimal second language acquisition support, grade appropriate English used in academic and social contexts.

APPENDIX B

TELPAS Assessment Design

TELPAS Reading (Grades 2–12)

The TELPAS reading assessment is a multiple-choice assessment given to all current EL students in grades 2–12. Administration is done online in almost all cases, although a handful of students (only 5 in 2018) take a pencil-and-paper version. There is a different version of the TELPAS-Reading for each of the following grade clusters: Grade 2, Grade 3, Grades 4–5, Grades 6–7, Grades 8–9, and Grades 10–12. However, it should be understood that these various test versions only reflect age-appropriate test development, not grade-level expectations.

Like the State of Texas Assessments of Academic Readiness (STAAR), the TELPAS reading is a criterion-referenced test. The test is linked to STAAR in that reading skills on both instruments are aligned with reading objectives as established in the state's curriculum, the Texas Essential Knowledge and Skills (TEKS). However, the TELPAS reading is unique in that students' reading skills are assessed according to four distinct proficiency levels. Test questions become progressively more difficult as a student's proficiency increases, and the assessment locates the highest level of proficiency at which a student successfully functions. Because successful performance on the TELPAS reading is determined by annual progress rather than a pass/fail score, EL students are expected to make gains in English reading proficiency each school year.

TELPAS Holistic Assessments (Listening/Speaking/Reading Grades K–1, Writing Grades K–12)

The TELPAS holistic assessments are observational checklists drawing upon language acquisition research, research-based standards, the experience of education practitioners, and observational assessment processes used in other states. These checklists are designed to holistically rate each EL student's English language proficiency based on classroom observations and daily interactions. The holistic assessments are designed to capture an overall level of English language proficiency, and do not assess isolated skills.

While the TELPAS reading (multiple-choice version) assesses EL students in the reading domain in grades 2–12, the holistic assessments are used to assess EL students in the other grades and domains.

- TELPAS Listening, Speaking, Reading (K–1)
- TELPAS Writing (K–12)

Teachers who are designated by the district as official raters of EL students' English language proficiency receive annual training in each language domain assessed, as well as in the holistic assessment administrative procedures. Training for all raters must be specific to the grade or grade clusters for which they will be responsible. Raters must be teachers who hold valid education credentials such as teacher certificates or permits, and they must have the student in their class and be knowledgeable about that student's ability to use English in instructional settings. In 2016, the rater-training procedure changed to include the testing of a teacher's accuracy in rating various student In addition, TELPAS writing, listening and speaking samples (a procedure known as "calibration") needed to be done in a monitored setting.

The holistic assessments are aligned with the STAAR to the extent that the checklist is completed based on classroom observations of EL student performance on TEKS-based objectives. While there is no

APPENDIX B (CONTINUED)

TELPAS Assessment Design

explicit alignment between the TELPAS holistic assessments and the STAAR, they each reference TEKS criterion and, in this way, are related.

TELPAS Online Listening and Speaking (Grades 2–12)

Beginning with the 2017–2018 school year, assessment of the listening and speaking domains for TELPAS was done using online technology. For these online assessments there were four different grade clusters for each language domain: Grades 2–3, Grades 4–5, Grades 6–8, and Grades 9–12. Students were assessed in these domains during the specified testing window of February 26th to March 6th, 2018. Cut points for the online listening and speaking assessments were established during the spring and summer of 2018. A small number of students who could not be tested using the online technology were assessed using holistic ratings (only 38 students for listening and 35 for speaking).

In order to accommodate the additional online testing required for listening and speaking, the duration of the TELPAS reading assessment was reduced so that total online testing time for students would be approximately the same as they would have faced under the previous testing regimen (when only reading was assessed online). Because of this change to the reading assessment, it too had to have new cut points established and this was done contemporaneously with the norming of the listening and speaking domains.

These changes to the TELPAS make it difficult to make direct comparisons between proficiency ratings observed under the new system, and those obtained using the previous version of the TELPAS. Accordingly, for 2018 only, the TELPAS Yearly progress measure was not calculated or reported, and is thus not included in the present report.

Appendix C

State and District Composite TELPAS Ratings, Spring 2018 (Data for 2017 Highlighted in Green)

		Number Tested	Beginning	Intermediate	Advanced	Advanced High	Advanced High 2017 *	Average Composite Score
Grade Level	**District State**	**N**	**%**	**%**	**%**	**%**	**%**	**%**
K	HISD	6,861	61	27	8	3	3	1.5
	Texas	98,542	43	35	15	7	6	1.8
1	HISD	7,549	29	40	20	11	8	2.0
	Texas	106,461	18	38	27	17	15	2.4
2	HISD	7,685	6	50	37	7	16	2.4
	Texas	104,960	4	45	42	9	20	2.5
3	HISD	7,511	3	34	44	20	28	2.8
	Texas	105,569	2	30	48	20	31	2.8
4	HISD	6,939	4	32	47	17	30	2.7
	Texas	95,846	3	29	51	18	31	2.8
5	HISD	6,271	3	24	45	27	44	2.9
	Texas	87,107	2	21	49	28	44	3.0
6	HISD	3,671	4	38	42	16	24	2.7
	Texas	70,110	2	27	53	19	34	2.8
7	HISD	3,169	6	39	42	13	26	2.6
	Texas	62,615	2	26	52	19	36	2.9
8	HISD	2,609	6	37	43	13	29	2.6
	Texas	53,529	2	26	53	19	38	2.9
9	HISD	2,881	14	49	29	8	20	2.3
	Texas	49,055	6	39	43	12	26	2.6
10	HISD	1,926	10	48	34	8	22	2.4
	Texas	36,853	4	37	46	12	30	2.7
11	HISD	1,313	6	45	39	10	29	2.5
	Texas	27,675	2	31	50	16	35	2.8
12	HISD	1,339	6	40	42	12	29	2.6
	Texas	21,053	1	29	52	18	38	2.9
Total	**HISD**	**59,724**	**15**	**37**	**35**	**13**	**22**	**2.4**
	Texas	**919,375**	**9**	**32**	**43**	**16**	**27**	**2.6**

Source: TELPAS data file 10/5/18, TEA summary report for 2018

** 2017 data reflect the prior standard. The test was renormed in 2018.*

Appendix D

Number of Students from Various Programs Tested on TELPAS, 2015 through 2018 (Compare With Figure 10, p. 8)

Program/Student Group	2015	2016	2017	2018
All ELLs	56,084	57,458	61,281	59,724
Immigrants (Yrs 1-3)	7,468	8,721	10,348	9,471
Newcomers (Yr 1 immigrants)	3,929	3,263	4,238	2,548
Non-Immigrants	48,616	48,737	50,934	50,253
Parent Denials	5,470	4,412	4,013	3,479
Transitional Bilingual	22,281	20,623	18,682	17,288
Dual Language Bilingual	3,072	4,731	6,399	6,771
Pre-Exit Bilingual	7,696	7,741	7,274	6,265
ESL	16,803	19,037	23,881	25,489

Source: TELPAS, Cognos, Chancery

Texas English Language Proficiency Assessment System (TELPAS)
2018 Assessment Report - Summary Data

	Composite Rating					Yearly Progress		
	# Tested	% Beg	% Int	% Adv	% AH	# Cohort	% Gained	% No Gain
Alcott ES	59	24	36	24	17			
Almeda ES	394	11	37	37	15			
Anderson ES	375	14	45	30	11			
Arabic Immersion	69	7	38	36	19			
Ashford ES	177	9	38	33	19			
Askew ES	254	18	35	30	18			
Atherton ES	33	6	21	52	21			
Attucks MS	55	7	44	42	7			
Austin HS	381	9	51	33	7			
Barrick ES	378	22	39	30	8			
Bastian ES	157	11	49	31	8			
Baylor College MS	36	0	19	53	28			
Bell ES	323	24	37	31	8			
Bellaire HS	315	4	33	50	14			
Bellfort ECC	100	73	25	2	0			
Benavidez ES	791	30	38	24	9			
Benbrook ES	331	21	26	38	15			
Berry ES	404	19	35	32	15			
Black MS	138	7	35	51	7			
Blackshear ES	45	40	36	18	7			
Bonham ES	546	25	36	30	8			
Bonner ES	488	28	34	31	6			
Braeburn ES	544	20	34	36	10			
Briargrove ES	251	8	27	42	23			
Briarmeadow	149	3	15	48	34			
Briscoe ES	133	11	38	41	11			
Brookline ES	513	28	27	30	15			
Browning ES	194	13	35	41	11			
Bruce ES	113	13	25	42	19			
Burbank ES	428	14	26	38	23			
Burbank MS	489	4	19	44	33			
Burnet ES	279	17	32	39	12			
Burrus ES	49	18	41	29	12			
Bush ES	221	6	22	33	39			
Cage ES	226	14	28	35	23			
Carnegie HS	1	*	*	*	*			
Carrillo ES	284	24	26	30	19			
Challenge EC HS	7	0	0	14	86			
Chavez HS	425	10	51	35	4			
Chrysalis MS	31	0	3	29	68			
Clifton MS	212	5	46	40	9			
Codwell ES	15	7	20	47	27			
Community Services	31	55	42	3	0			
Condit ES	162	12	31	33	23			
Cook ES	150	16	49	29	7			
Coop ES	296	17	37	37	9			
Cornelius ES	373	12	37	35	17			
Crespo ES	574	8	29	41	22			
Crockett ES	151	30	19	33	19			
Cullen MS	45	2	20	58	20			
Cunningham ES	445	20	29	36	15			
Daily ES	251	12	29	42	17			
Davila ES	174	6	40	39	16			
De Chaumes ES	441	22	27	35	15			
Deady MS	272	4	47	43	6			

No Data Available

Source: TELPAS Student Data File, 10/5/18

Texas English Language Proficiency Assessment System (TELPAS)
2018 Assessment Report - Summary Data

	Composite Rating					Yearly Progress		
	# Tested	% Beg	% Int	% Adv	% AH	# Cohort	% Gained	% No Gain
DeAnda ES	412	19	23	35	23			
DeBakey HS	1	*	*	*	*			
DeZavala ES	274	15	18	39	28			
Dogan ES	213	12	48	28	13			
Durham ES	157	12	35	41	12			
Durkee ES	331	17	29	34	21			
East EC HS	8	0	0	0	100			
Eastwood Acad HS	4	*	*	*	*			
Edison MS	258	3	36	45	16			
Eliot ES	260	12	37	37	15			
Elmore ES	216	16	39	31	14			
Elrod ES	453	9	34	40	17			
Emerson ES	570	19	33	35	14			
Energized ES	1,536	15	43	33	10			
Energized MS	234	0	13	56	30			
Energy Inst HS	28	0	14	68	18			
E-STEM Central HS	73	1	25	47	27			
E-STEM Central MS	280	4	59	34	4			
E-STEM West HS	146	8	29	42	21			
E-STEM West MS	116	0	13	41	46			
Field ES	103	5	17	32	46			
Fleming MS	64	8	42	41	9			
Foerster ES	229	26	40	28	7			
Fondren ES	138	21	38	34	7			
Fondren MS	390	9	60	27	4			
Fonville MS	376	2	29	52	16			
Fonwood ECC	2	*	*	*	*			
Forest Brook MS	136	7	56	37	1			
Foster ES	12	0	58	42	0			
Franklin ES	229	13	42	36	9			
Frost ES	134	13	39	37	12			
Furr HS	170	16	49	31	4			
Gallegos ES	167	16	28	40	17			
Garcia ES	254	18	46	28	8			
Garden Oaks	161	11	40	39	11			
Garden Villas ES	254	10	43	37	10			
Golfcrest ES	346	26	34	29	11			
Gregg ES	247	7	40	35	18			
Gregory-Lincoln PK-8	106	16	30	39	15			
Grissom ES	276	29	42	24	5			
Gross ES	244	27	39	26	8			
HAIS HS	6	0	17	0	83			
Halpin ECC	134	87	11	1	1			
Hamilton MS	195	1	18	47	34			
Harris, JR ES	268	16	34	36	13			
Harris, RP ES	199	9	36	39	17			
Hartman MS	369	2	41	47	9			
Hartsfield ES	24	13	38	29	21			
Harvard ES	26	0	31	50	19			
Heights HS	67	1	28	60	10			
Helms ES	172	17	31	31	21			
Henderson, JP ES	446	20	35	25	20			
Henderson, NQ ES	34	6	24	53	18			
Henry MS	293	4	47	41	8			
Herod ES	167	7	33	39	22			

No Data Available

Source: TELPAS Student Data File, 10/5/18

Texas English Language Proficiency Assessment System (TELPAS)
2018 Assessment Report - Summary Data

	Composite Rating					Yearly Progress		
	# Tested	% Beg	% Int	% Adv	% AH	# Cohort	% Gained	% No Gain
Herrera ES	394	22	30	28	20			
High School Ahead Acad MS	43	0	40	44	16			
Highland Heights ES	168	29	44	23	4			
Hilliard ES	63	11	38	46	5			
Hines-Caldwell ES	406	12	35	35	18			
Hobby ES	312	14	34	34	18			
Hogg MS	134	2	22	55	21			
Holland MS	230	8	40	38	14			
Horn ES	99	16	27	29	27			
Houston MSTC HS	691	9	53	33	4			
HSPVA	1	*	*	*	*			
Inspired Acad	170	9	66	24	1			
Isaacs ES	103	22	46	21	11			
Janowski ES	336	26	42	25	7			
Jefferson ES	132	16	26	41	17			
Jones HS	39	3	28	49	21			
Jordan HS	16	0	25	44	31			
Kandy Stripe Acad ES	1	*	*	*	*			
Kashmere Gardens ES	45	20	47	27	7			
Kashmere HS	85	19	49	25	7			
Kelso ES	220	20	38	36	7			
Kennedy ES	378	13	40	36	12			
Ketelsen ES	210	14	31	35	20			
Key MS	131	2	62	35	2			
Kolter ES	67	4	28	42	25			
Lamar HS	145	5	26	58	11			
Lanier MS	61	2	13	49	36			
Lantrip ES	183	8	22	46	23			
Las Americas MS	223	45	49	5	1			
Laurenzo ECC	1	*	*	*	*			
Law ES	179	17	40	34	9			
Lawson MS	372	4	53	36	7			
HSLJ	8	0	13	38	50			
Leland YMCPA	27	0	15	81	4			
Lewis ES	482	20	44	27	9			
Liberty HS	291	11	46	32	11			
Lockhart ES	1	*	*	*	*			
Long Acad	391	7	50	36	7			
Longfellow ES	87	7	29	32	32			
Looscan ES	152	16	45	35	5			
Love ES	180	2	34	40	23			
Lovett ES	63	8	27	40	25			
Lyons ES	421	4	41	34	21			
MacGregor ES	70	10	40	40	10			
Mading ES	57	2	35	42	21			
Madison HS	265	11	68	18	3			
Mandarin Immersion Magnet	57	2	26	54	18			
Marshall ES	534	23	38	26	12			
Marshall MS	255	2	36	51	11			
Martinez, C ES	156	15	43	35	7			
Martinez, R ES	221	18	27	42	13			
McGowen ES	59	22	56	19	3			
McNamara ES	574	25	41	25	9			
McReynolds MS	167	4	40	50	7			
Memorial ES	121	10	40	36	14			

No Data Available

Source: TELPAS Student Data File, 10/5/18

Texas English Language Proficiency Assessment System (TELPAS)
2018 Assessment Report - Summary Data

	Composite Rating					Yearly Progress		
	# Tested	% Beg	% Int	% Adv	% AH	# Cohort	% Gained	% No Gain
Meyerland MS	230	4	25	48	23			
Middle College HS - Fraga	13	0	15	62	23			
Middle College HS - Gulfton	28	0	32	57	11			
Milby HS	280	8	55	33	5			
Milne ES	174	16	56	24	3			
Mitchell ES	158	21	40	30	9			
Montgomery ES	207	10	32	43	16			
Moreno ES	471	10	34	38	17			
Mount Carmel Acad HS	21	0	29	62	10			
Navarro MS	245	6	48	41	5			
Neff ECC	336	47	31	14	9			
Neff ES	532	5	40	41	14			
North Forest HS	85	15	59	24	2			
North Houston EC HS	14	0	7	21	71			
Northline ES	384	27	32	29	12			
Northside HS	266	4	39	43	14			
Oak Forest ES	33	3	18	48	30			
Oates ES	141	26	20	33	21			
Ortiz MS	374	8	45	38	9			
Osborne ES	115	33	37	26	4			
Paige ES	214	20	53	26	1			
Park Place ES	483	18	30	35	18			
Parker ES	176	13	36	35	17			
Patterson ES	432	6	24	36	34			
Peck ES	175	19	40	31	9			
Pershing MS	178	3	28	48	21			
Petersen ES	260	23	32	35	10			
Pilgrim ES	709	23	27	39	12			
Pin Oak MS	95	0	20	51	29			
Piney Point ES	827	19	38	32	11			
Pleasantville ES	36	3	33	50	14			
Poe ES	168	12	36	40	12			
Port Houston ES	175	7	38	46	9			
Pugh ES	181	9	30	43	18			
Reagan Ed Ctr PK-8	446	14	40	39	7			
Red ES	124	17	35	31	16			
Revere MS	399	5	44	40	11			
Reynolds ES	15	0	40	47	13			
Rice School PK-8	172	2	22	50	27			
River Oaks ES	40	3	15	45	38			
Roberts ES	138	10	33	35	22			
Robinson ES	267	20	38	33	9			
Rodriguez ES	692	21	30	33	16			
Rogers, TH MS	31	0	19	42	39			
Roosevelt ES	200	10	29	36	26			
Ross ES	79	22	29	41	9			
Rucker ES	243	11	33	38	17			
BCM Biotech Academy at Rusk	73	3	16	62	19			
Sanchez ES	255	18	35	35	12			
Scarborough ES	372	16	35	36	13			
Scarborough HS	169	14	49	31	7			
School at St. George ES	206	5	28	47	19			
Scroggins ES	250	12	36	30	23			
Secondary DAEP		-	-	-	-			
Seguin ES	273	13	43	33	11			

No Data Available

Source: TELPAS Student Data File, 10/5/18

Texas English Language Proficiency Assessment System (TELPAS)
2018 Assessment Report - Summary Data

	Composite Rating					Yearly Progress		
	# Tested	% Beg	% Int	% Adv	% AH	# Cohort	% Gained	% No Gain
Shadowbriar ES	72	10	40	38	13			
Shadydale ES	223	22	41	31	7			
Sharpstown HS	678	16	51	26	7			
Sharpstown Intl	110	3	7	45	45			
Shearn ES	348	13	34	36	17			
Sherman ES	230	18	39	34	10			
Sinclair ES	48	8	42	27	23			
Smith ES	436	25	42	26	6			
SOAR Center	2	*	*	*	*			
South EC HS	16	0	13	38	50			
Southmayd ES	313	24	23	36	18			
Sterling HS	167	7	58	28	7			
Stevens ES	315	27	45	24	4			
Stevenson MS	326	1	20	60	20			
Sugar Grove MS	345	16	52	28	4			
Sutton ES	742	20	33	32	15			
Tanglewood MS	148	5	22	49	24			
TCAH	45	0	9	24	67			
Thomas MS	79	6	37	52	5			
Thompson ES	16	31	19	38	13			
Tijerina ES	183	18	39	34	9			
Tinsley ES	507	12	47	31	10			
Travis ES	29	0	17	48	34			
Twain ES	157	24	36	28	13			
V Prep South	26	4	50	38	8			
Valley West ES	309	21	37	33	9			
Wainwright ES	237	16	47	32	5			
Walnut Bend ES	279	20	25	35	19			
Waltrip HS	252	12	37	42	8			
Washington HS	98	12	57	27	4			
Welch MS	192	5	42	45	7			
Wesley ES	23	13	43	30	13			
West Briar MS	141	5	32	41	22			
West University ES	32	6	28	22	44			
Westbury HS	540	7	35	45	14			
Westside HS	243	5	31	51	13			
Wharton ES	176	5	32	32	31			
Wheatley HS	138	12	61	24	4			
Whidby ES	91	14	32	41	13			
White, E ES	472	18	32	39	11			
White, M ES	279	11	33	36	19			
Whittier ES	202	14	30	43	13			
Williams MS	124	2	36	52	9			
Wilson ES	93	28	26	35	11			
Windsor Village ES	286	29	28	28	15			
Wisdom HS	1,064	13	56	25	6			
Woodson PK-8	41	15	39	37	10			
Worthing HS	66	9	52	24	15			
Yates HS	34	3	53	29	15			
Young ES	16	0	56	44	0			
YWCPA	12	0	0	33	67			
HISD	**59,724**	**15**	**37**	**35**	**13**			

No Data Available

Source: TELPAS Student Data File, 10/5/18

Districtwide
TELPAS Performance
Spring 2018

Texas English Language Proficiency Assessment System (TELPAS)
2018 Assessment Report

Houston Independent School District

No Progress Data Available

TELPAS Composite Rating

Grade	Number of Students	Beginning		Intermediate		Advanced		Advanced High		Average Composite Score
	N	N	%	N	%	N	%	N	%	
K	6,861	4,211	61	1,851	27	561	8	238	3	1.5
1	7,549	2,205	29	3,007	40	1,511	20	826	11	2.0
2	7,685	431	6	3,863	50	2,819	37	572	7	2.4
3	7,511	206	3	2,530	34	3,274	44	1,501	20	2.8
4	6,939	269	4	2,199	32	3,272	47	1,199	17	2.7
5	6,271	215	3	1,492	24	2,848	45	1,716	27	2.9
6	3,671	153	4	1,392	38	1,553	42	573	16	2.7
7	3,169	180	6	1,239	39	1,346	42	404	13	2.6
8	2,609	164	6	976	37	1,121	43	348	13	2.6
9	2,881	402	14	1,419	49	836	29	224	8	2.3
10	1,926	185	10	933	48	652	34	156	8	2.4
11	1,313	78	6	594	45	508	39	133	10	2.5
12	1,339	74	6	542	40	558	42	165	12	2.6
Total	59,724	8,773	15	22,037	37	20,859	35	8,055	13	2.4

* Less than 5 students tested

Source: TELPAS data file 5/8/17

Texas English Language Proficiency Assessment System (TELPAS)
2018 Assessment Report

TELPAS Individual Language Domains

	Listening								Speaking								Reading								Writing							
	Beginning		Intermediate		Advanced		Advanced High		Beginning		Intermediate		Advanced		Advanced High		Beginning		Intermediate		Advanced		Advanced High		Beginning		Intermediate		Advanced		Advanced High	
Grade	N	%	N	%	N	%	N	%	N	%	N	%	N	%	N	%	N	%	N	%	N	%	N	%	N	%	N	%	N	%	N	%
K	3,761	55	2,035	30	725	11	342	5	4,220	62	1,687	25	660	10	294	4	5,310	77	912	13	424	6	209	3	5,442	79	836	12	378	6	199	3
1	1,762	23	2,933	39	1,786	24	1,068	14	2,340	31	2,779	37	1,526	20	904	12	3,297	44	2,316	31	1,189	16	740	10	3,653	48	2,335	31	971	13	585	8
2	608	8	2,868	37	2,796	36	1,446	19	623	8	3,607	47	2,898	38	590	8	1,814	24	3,308	43	1,742	23	847	11	1,909	25	3,075	40	1,895	25	807	10
3	274	4	1,614	21	2,797	37	2,874	38	468	6	2,712	36	3,345	44	1,033	14	1,203	16	2,737	36	1,835	24	1,769	23	1,036	14	2,231	30	2,486	33	1,750	23
4	780	11	2,605	37	2,611	37	983	14	485	7	1,963	28	3,771	54	758	11	668	10	2,562	37	2,259	32	1,478	21	647	9	1,754	25	2,251	32	2,281	33
5	530	8	1,745	28	2,567	41	1,462	23	510	8	1,561	25	3,321	53	912	14	413	7	1,723	27	2,019	32	2,136	34	448	7	1,274	20	2,064	33	2,476	40
6	261	7	1,139	31	1,421	38	884	24	458	12	1,501	41	1,557	42	189	5	569	15	1,394	38	1,066	29	671	18	382	10	927	25	1,128	30	1,263	34
7	285	9	1,007	31	1,228	38	690	21	528	16	1,311	41	1,255	39	116	4	552	17	1,200	37	911	28	542	17	325	10	788	25	1,071	33	1,020	32
8	287	11	702	27	960	36	697	26	470	18	1,083	41	988	37	105	4	313	12	1,401	53	691	26	249	9	279	11	527	20	813	31	1,009	38
9	699	24	1,120	38	913	31	241	8	1,167	39	797	27	877	29	132	4	604	20	1,460	49	639	22	269	9	462	16	845	29	866	30	753	26
10	329	17	770	39	663	34	195	10	662	34	513	26	687	35	95	5	357	18	919	47	531	27	146	7	186	10	564	29	592	30	610	31
11	164	12	543	41	471	35	158	12	352	26	322	24	559	42	103	8	216	16	629	47	370	28	118	9	68	5	336	25	450	34	474	36
12	169	12	542	40	503	37	149	11	312	23	315	23	599	44	137	10	206	15	626	46	390	29	141	10	62	5	310	23	421	31	579	42
Total	9,909	16	19,623	33	19,441	32	11,189	19	12,595	21	20,151	33	22,043	37	5,368	9	15,522	26	21,187	35	14,066	23	9,315	16	14,899	25	15,802	26	15,386	26	13,806	23

* Less than 5 students tested

Source: TELPAS data file 10/5/18

Campus Level Reports
Early Childhood Centers
TELPAS Performance
Spring 2018

Texas English Language Proficiency Assessment System (TELPAS)
2018 Assessment Report

Bellfort Early Childhood Center

No Progress Data Available

TELPAS Composite Rating

Grade	Number of Students	Beginning		Intermediate		Advanced		Advanced High		Average Composite Score
	N	N	%	N	%	N	%	N	%	
K	100	73	73	25	25	2	2	0	0	1.3
Total	100	73	73	25	25	2	2	0	0	1.3

* Less than 5 students tested

TELPAS Individual Language Domains

	Listening								Speaking								Reading								Writing							
	Beginning		Intermediate		Advanced		Advanced High		Beginning		Intermediate		Advanced		Advanced High		Beginning		Intermediate		Advanced		Advanced High		Beginning		Intermediate		Advanced		Advanced High	
Grade	N	%	N	%	N	%	N	%	N	%	N	%	N	%	N	%	N	%	N	%	N	%	N	%	N	%	N	%	N	%	N	%
K	44	44	48	48	8	8	0	0	73	73	24	24	3	3	0	0	98	98	2	2	0	0	0	0	98	98	2	2	0	0	0	0
Total	44	44	48	48	8	8	0	0	73	73	24	24	3	3	0	0	98	98	2	2	0	0	0	0	98	98	2	2	0	0	0	0

* Less than 5 students tested

Source:TELPAS data file 10/5/18

Texas English Language Proficiency Assessment System (TELPAS)
2018 Assessment Report

Fonwood Early Childhood Center

No Progress Data Available

TELPAS Composite Rating

Grade	Number of Students	Beginning		Intermediate		Advanced		Advanced High		Average Composite Score
	N	N	%	N	%	N	%	N	%	
K	2	*	*	*	*	*	*	*	*	*
Total	2	*	*	*	*	*	*	*	*	*

* Less than 5 students tested

TELPAS Individual Language Domains

	Listening								Speaking								Reading								Writing							
	Beginning		Intermediate		Advanced		Advanced High		Beginning		Intermediate		Advanced		Advanced High		Beginning		Intermediate		Advanced		Advanced High		Beginning		Intermediate		Advanced		Advanced High	
Grade	N	%	N	%	N	%	N	%	N	%	N	%	N	%	N	%	N	%	N	%	N	%	N	%	N	%	N	%	N	%	N	%
K	*	*	*	*	*	*	*	*	*	*	*	*	*	*	*	*	*	*	*	*	*	*	*	*	*	*	*	*	*	*	*	*
Total	*	*	*	*	*	*	*	*	*	*	*	*	*	*	*	*	*	*	*	*	*	*	*	*	*	*	*	*	*	*	*	*

* Less than 5 students tested

Source:TELPAS data file 10/5/18

Texas English Language Proficiency Assessment System (TELPAS)
2018 Assessment Report

Halpin Early Childhood Center

No Progress Data Available

TELPAS Composite Rating

Grade	Number of Students	Beginning		Intermediate		Advanced		Advanced High		Average Composite Score
	N	N	%	N	%	N	%	N	%	
K	134	116	87	15	11	2	1	1	1	1.2
Total	134	116	87	15	11	2	1	1	1	1.2

* Less than 5 students tested

TELPAS Individual Language Domains

	Listening								Speaking								Reading								Writing							
	Beginning		Intermediate		Advanced		Advanced High		Beginning		Intermediate		Advanced		Advanced High		Beginning		Intermediate		Advanced		Advanced High		Beginning		Intermediate		Advanced		Advanced High	
Grade	N	%	N	%	N	%	N	%	N	%	N	%	N	%	N	%	N	%	N	%	N	%	N	%	N	%	N	%	N	%	N	%
K	102	76	29	22	2	1	1	1	118	88	13	10	2	1	1	1	126	94	4	3	2	1	2	1	127	95	3	2	3	2	1	1
Total	102	76	29	22	2	1	1	1	118	88	13	10	2	1	1	1	126	94	4	3	2	1	2	1	127	95	3	2	3	2	1	1

* Less than 5 students tested

Source:TELPAS data file 10/5/18

Texas English Language Proficiency Assessment System (TELPAS)
2018 Assessment Report

Laurenzo Early Childhood Education Center

No Progress Data Available

TELPAS Composite Rating

Grade	Number of Students	Beginning		Intermediate		Advanced		Advanced High		Average Composite Score
	N	N	%	N	%	N	%	N	%	
K	1	*	*	*	*	*	*	*	*	*
Total	1	*	*	*	*	*	*	*	*	*

* Less than 5 students tested

TELPAS Individual Language Domains

	Listening								Speaking								Reading								Writing							
	Beginning		Intermediate		Advanced		Advanced High		Beginning		Intermediate		Advanced		Advanced High		Beginning		Intermediate		Advanced		Advanced High		Beginning		Intermediate		Advanced		Advanced High	
Grade	N	%	N	%	N	%	N	%	N	%	N	%	N	%	N	%	N	%	N	%	N	%	N	%	N	%	N	%	N	%	N	%
K	*	*	*	*	*	*	*	*	*	*	*	*	*	*	*	*	0		0		0		0		0		0		0		0	
Total	*	*	*	*	*	*	*	*	*	*	*	*	*	*	*	*	0		0		0		0		0		0		0		0	

* Less than 5 students tested

Source:TELPAS data file 10/5/18

Texas English Language Proficiency Assessment System (TELPAS)
2018 Assessment Report

Neff Early Learning Center

No Progress Data Available

TELPAS Composite Rating

Grade	Number of Students	Beginning		Intermediate		Advanced		Advanced High		Average Composite Score
	N	N	%	N	%	N	%	N	%	
K	163	105	64	38	23	11	7	9	6	1.5
1	173	52	30	65	38	36	21	20	12	2.0
Total	336	157	47	103	31	47	14	29	9	1.8

* Less than 5 students tested

TELPAS Individual Language Domains

	Listening								Speaking								Reading								Writing							
	Beginning		Intermediate		Advanced		Advanced High		Beginning		Intermediate		Advanced		Advanced High		Beginning		Intermediate		Advanced		Advanced High		Beginning		Intermediate		Advanced		Advanced High	
Grade	N	%	N	%	N	%	N	%	N	%	N	%	N	%	N	%	N	%	N	%	N	%	N	%	N	%	N	%	N	%	N	%
K	99	61	40	25	17	10	7	4	104	64	39	24	13	8	7	4	128	79	18	11	11	7	6	4	133	82	13	8	9	6	8	5
1	48	28	54	31	43	25	28	16	53	31	59	34	41	24	20	12	83	48	49	28	29	17	12	7	77	45	61	35	26	15	9	5
Total	147	44	94	28	60	18	35	10	157	47	98	29	54	16	27	8	211	63	67	20	40	12	18	5	210	63	74	22	35	10	17	5

* Less than 5 students tested

Source:TELPAS data file 10/5/18

Campus Level Reports
Elementary Schools
TELPAS Performance
Spring 2018

Texas English Language Proficiency Assessment System (TELPAS)
2018 Assessment Report

Alcott Elementary School

No Progress Data Available

TELPAS Composite Rating

Grade	Number of Students	Beginning		Intermediate		Advanced		Advanced High		Average Composite Score
	N	N	%	N	%	N	%	N	%	
K	10	10	100	0	0	0	0	0	0	1.0
1	12	4	33	8	67	0	0	0	0	1.6
2	9	0	0	5	56	4	44	0	0	2.3
3	9	0	0	2	22	7	78	0	0	2.8
4	10	0	0	5	50	1	10	4	40	2.7
5	9	0	0	1	11	2	22	6	67	3.3
Total	59	14	24	21	36	14	24	10	17	2.2

* Less than 5 students tested

TELPAS Individual Language Domains

	Listening								Speaking								Reading								Writing							
	Beginning		Intermediate		Advanced		Advanced High		Beginning		Intermediate		Advanced		Advanced High		Beginning		Intermediate		Advanced		Advanced High		Beginning		Intermediate		Advanced		Advanced High	
Grade	N	%	N	%	N	%	N	%	N	%	N	%	N	%	N	%	N	%	N	%	N	%	N	%	N	%	N	%	N	%	N	%
K	10	100	0	0	0	0	0	0	10	100	0	0	0	0	0	0	10	100	0	0	0	0	0	0	10	100	0	0	0	0	0	0
1	4	33	6	50	1	8	1	8	8	67	2	17	0	0	2	17	6	50	6	50	0	0	0	0	9	75	3	25	0	0	0	0
2	0	0	5	56	4	44	0	0	1	11	2	22	5	56	1	11	1	11	5	56	3	33	0	0	3	33	6	67	0	0	0	0
3	0	0	3	33	4	44	2	22	0	0	5	56	4	44	0	0	1	11	6	67	2	22	0	0	0	0	2	22	1	11	6	67
4	0	0	4	40	6	60	0	0	0	0	2	20	6	60	2	20	1	10	4	40	1	10	4	40	5	50	0	0	2	20	3	30
5	1	11	1	11	4	44	3	33	0	0	1	11	5	56	3	33	0	0	0	0	4	44	5	56	0	0	1	11	3	33	5	56
Total	15	25	19	32	19	32	6	10	19	32	12	20	20	34	8	14	19	32	21	36	10	17	9	15	27	46	12	20	6	10	14	24

* Less than 5 students tested

Source:TELPAS data file 10/5/18

Texas English Language Proficiency Assessment System (TELPAS)
2018 Assessment Report

Almeda Elementary School

No Progress Data Available

TELPAS Composite Rating

Grade	Number of Students	Beginning		Intermediate		Advanced		Advanced High		Average Composite Score
	N	N	%	N	%	N	%	N	%	
K	52	33	63	8	15	10	19	1	2	1.5
1	77	8	10	50	65	11	14	8	10	2.1
2	77	2	3	38	49	31	40	6	8	2.5
3	62	1	2	17	27	29	47	15	24	2.9
4	64	0	0	17	27	31	48	16	25	2.9
5	62	1	2	14	23	32	52	15	24	2.9
Total	394	45	11	144	37	144	37	61	15	2.5

* Less than 5 students tested

TELPAS Individual Language Domains

	Listening								Speaking								Reading								Writing							
	Beginning		Intermediate		Advanced		Advanced High		Beginning		Intermediate		Advanced		Advanced High		Beginning		Intermediate		Advanced		Advanced High		Beginning		Intermediate		Advanced		Advanced High	
Grade	N	%	N	%	N	%	N	%	N	%	N	%	N	%	N	%	N	%	N	%	N	%	N	%	N	%	N	%	N	%	N	%
K	31	60	8	15	11	21	2	4	33	63	8	15	9	17	2	4	40	77	9	17	3	6	0	0	39	75	10	19	2	4	1	2
1	8	10	46	60	17	22	6	8	9	12	50	65	13	17	5	6	26	34	34	44	9	12	8	10	35	45	31	40	4	5	7	9
2	3	4	29	38	33	43	12	16	4	5	29	38	38	49	6	8	18	23	29	38	20	26	10	13	13	17	40	52	20	26	4	5
3	3	5	10	16	29	45	22	34	4	6	25	39	22	34	13	20	5	8	27	43	22	35	9	14	4	6	14	22	23	37	22	35
4	5	8	21	32	31	48	8	12	3	5	24	37	32	49	6	9	2	3	22	34	21	33	19	30	1	2	9	14	17	26	38	58
5	2	3	24	38	28	44	9	14	4	6	14	22	34	54	11	17	4	6	20	32	26	41	13	21	2	3	5	8	27	44	28	45
Total	52	13	138	35	149	37	59	15	57	14	150	38	148	37	43	11	95	24	141	36	101	26	59	15	94	24	109	28	93	23	100	25

* Less than 5 students tested

Source:TELPAS data file 10/5/18

Texas English Language Proficiency Assessment System (TELPAS)
2018 Assessment Report

Anderson Elementary School

No Progress Data Available

TELPAS Composite Rating

Grade	Number of Students	Beginning		Intermediate		Advanced		Advanced High		Average Composite Score
	N	N	%	N	%	N	%	N	%	
K	58	24	41	32	55	2	3	0	0	1.5
1	69	13	19	17	25	20	29	19	28	2.6
2	78	7	9	55	71	15	19	1	1	2.1
3	67	2	3	25	37	27	40	13	19	2.8
4	53	3	6	27	51	21	40	2	4	2.4
5	50	3	6	13	26	26	52	8	16	2.8
Total	375	52	14	169	45	111	30	43	11	2.4

* Less than 5 students tested

TELPAS Individual Language Domains

	Listening								Speaking								Reading								Writing							
	Beginning		Intermediate		Advanced		Advanced High		Beginning		Intermediate		Advanced		Advanced High		Beginning		Intermediate		Advanced		Advanced High		Beginning		Intermediate		Advanced		Advanced High	
Grade	N	%	N	%	N	%	N	%	N	%	N	%	N	%	N	%	N	%	N	%	N	%	N	%	N	%	N	%	N	%	N	%
K	21	36	29	50	8	14	0	0	25	43	22	38	11	19	0	0	35	60	21	36	2	3	0	0	49	84	9	16	0	0	0	0
1	12	17	14	20	10	14	33	48	14	20	15	22	17	25	23	33	17	25	24	35	12	17	16	23	23	33	21	30	17	25	8	12
2	4	5	40	51	23	29	11	14	5	6	39	50	26	33	8	10	27	35	31	40	16	21	4	5	44	56	27	35	7	9	0	0
3	2	3	11	16	30	45	24	36	9	13	15	22	34	51	9	13	11	16	25	37	17	25	14	21	8	12	22	33	19	28	18	27
4	13	25	26	49	12	23	2	4	4	8	24	45	24	45	1	2	5	9	25	47	19	36	4	8	7	13	26	49	6	11	14	26
5	2	4	15	30	21	42	12	24	6	12	18	36	22	44	4	8	5	10	15	30	14	28	16	32	4	8	17	34	16	32	13	26
Total	54	14	135	36	104	28	82	22	63	17	133	35	134	36	45	12	100	27	141	38	80	21	54	14	135	36	122	33	65	17	53	14

* Less than 5 students tested

Source:TELPAS data file 10/5/18

Texas English Language Proficiency Assessment System (TELPAS)
2018 Assessment Report

Arabic Immersion Magnet School

No Progress Data Available

TELPAS Composite Rating

Grade	Number of Students	Beginning		Intermediate		Advanced		Advanced High		Average Composite Score
	N	N	%	N	%	N	%	N	%	
K	21	4	19	8	38	6	29	3	14	2.3
1	22	1	5	7	32	9	41	5	23	2.7
2	26	0	0	11	42	10	38	5	19	2.9
Total	69	5	7	26	38	25	36	13	19	2.6

* Less than 5 students tested

TELPAS Individual Language Domains

	Listening								Speaking								Reading								Writing							
	Beginning		Intermediate		Advanced		Advanced High		Beginning		Intermediate		Advanced		Advanced High		Beginning		Intermediate		Advanced		Advanced High		Beginning		Intermediate		Advanced		Advanced High	
Grade	N	%	N	%	N	%	N	%	N	%	N	%	N	%	N	%	N	%	N	%	N	%	N	%	N	%	N	%	N	%	N	%
K	3	14	8	38	7	33	3	14	3	14	9	43	6	29	3	14	6	29	8	38	4	19	3	14	5	24	9	43	5	24	2	10
1	0	0	6	27	12	55	4	18	2	9	6	27	12	55	2	9	4	18	4	18	8	36	6	27	5	23	4	18	10	45	3	14
2	0	0	4	15	13	50	9	35	0	0	9	35	13	50	4	15	5	19	9	35	10	38	2	8	1	4	7	27	10	38	8	31
Total	3	4	18	26	32	46	16	23	5	7	24	35	31	45	9	13	15	22	21	30	22	32	11	16	11	16	20	29	25	36	13	19

* Less than 5 students tested

Source:TELPAS data file 10/5/18

Texas English Language Proficiency Assessment System (TELPAS)
2018 Assessment Report

Ashford Elementary School

No Progress Data Available

TELPAS Composite Rating

Grade	Number of Students	Beginning		Intermediate		Advanced		Advanced High		Average Composite Score
	N	N	%	N	%	N	%	N	%	
K	34	7	21	24	71	3	9	0	0	1.9
1	37	5	14	13	35	15	41	4	11	2.5
2	31	0	0	16	52	12	39	3	10	2.5
3	30	0	0	6	20	10	33	14	47	3.2
4	22	2	9	5	23	10	45	5	23	2.8
5	23	2	9	4	17	9	39	8	35	2.8
Total	177	16	9	68	38	59	33	34	19	2.6

* Less than 5 students tested

TELPAS Individual Language Domains

	Listening								Speaking								Reading								Writing							
	Beginning		Intermediate		Advanced		Advanced High		Beginning		Intermediate		Advanced		Advanced High		Beginning		Intermediate		Advanced		Advanced High		Beginning		Intermediate		Advanced		Advanced High	
Grade	N	%	N	%	N	%	N	%	N	%	N	%	N	%	N	%	N	%	N	%	N	%	N	%	N	%	N	%	N	%	N	%
K	6	18	24	71	4	12	0	0	5	15	27	79	2	6	0	0	8	24	23	68	3	9	0	0	14	41	17	50	3	9	0	0
1	3	8	12	32	12	32	10	27	7	19	15	41	12	32	3	8	7	19	14	38	12	32	4	11	8	22	11	30	14	38	4	11
2	0	0	12	39	10	32	9	29	5	16	14	45	9	29	3	10	8	26	11	35	9	29	3	10	5	16	12	39	10	32	4	13
3	0	0	2	7	9	30	19	63	0	0	4	13	12	40	14	47	3	10	7	23	8	27	12	40	3	10	11	35	7	23	10	32
4	4	18	7	32	7	32	4	18	3	14	6	27	10	45	3	14	2	9	9	41	5	23	6	27	1	5	3	14	8	36	10	45
5	4	17	6	26	7	30	6	26	2	9	3	13	12	52	6	26	4	17	3	13	7	30	9	39	3	13	6	26	8	35	6	26
Total	17	10	63	36	49	28	48	27	22	12	69	39	57	32	29	16	32	18	67	38	44	25	34	19	34	19	60	34	50	28	34	19

* Less than 5 students tested

Source:TELPAS data file 10/5/18

Texas English Language Proficiency Assessment System (TELPAS)
2018 Assessment Report

Askew Elementary School

No Progress Data Available

TELPAS Composite Rating

Grade	Number of Students	Beginning		Intermediate		Advanced		Advanced High		Average Composite Score
	N	N	%	N	%	N	%	N	%	
K	54	27	50	15	28	5	9	7	13	1.8
1	56	9	16	17	30	8	14	22	39	2.8
2	41	3	7	17	41	17	41	4	10	2.5
3	39	2	5	13	33	16	41	8	21	2.7
4	38	2	5	18	47	14	37	4	11	2.5
5	26	2	8	8	31	16	62	0	0	2.6
Total	254	45	18	88	35	76	30	45	18	2.4

* Less than 5 students tested

TELPAS Individual Language Domains

	Listening								Speaking								Reading								Writing							
	Beginning		Intermediate		Advanced		Advanced High		Beginning		Intermediate		Advanced		Advanced High		Beginning		Intermediate		Advanced		Advanced High		Beginning		Intermediate		Advanced		Advanced High	
Grade	N	%	N	%	N	%	N	%	N	%	N	%	N	%	N	%	N	%	N	%	N	%	N	%	N	%	N	%	N	%	N	%
K	26	48	8	15	6	11	14	26	24	44	13	24	10	19	7	13	37	69	6	11	9	17	2	4	40	74	4	7	3	6	7	13
1	7	13	8	14	11	20	30	54	9	16	12	21	9	16	26	46	19	34	9	16	7	13	21	38	23	41	10	18	3	5	20	36
2	3	7	20	49	10	24	8	20	1	2	12	29	23	56	5	12	11	27	19	46	7	17	4	10	6	15	15	37	19	46	1	2
3	1	3	12	30	11	28	16	40	3	8	14	35	16	40	7	18	9	23	14	35	8	20	9	23	11	28	9	23	11	28	8	21
4	7	18	18	47	9	24	4	11	4	11	11	29	20	53	3	8	8	21	17	45	11	29	2	5	5	13	10	26	14	37	9	24
5	3	12	8	31	13	50	2	8	3	12	5	19	15	58	3	12	3	12	13	50	10	38	0	0	3	12	7	27	13	50	3	12
Total	47	18	74	29	60	24	74	29	44	17	67	26	93	36	51	20	87	34	78	31	52	20	38	15	88	35	55	22	63	25	48	19

* Less than 5 students tested

Source:TELPAS data file 10/5/18

Texas English Language Proficiency Assessment System (TELPAS)
2018 Assessment Report

Atherton Elementary School

No Progress Data Available

TELPAS Composite Rating

Grade	Number of Students	Beginning		Intermediate		Advanced		Advanced High		Average Composite Score
	N	N	%	N	%	N	%	N	%	
K	3	*	*	*	*	*	*	*	*	*
1	10	1	10	3	30	3	30	3	30	2.7
2	7	1	14	0	0	5	71	1	14	2.7
3	4	*	*	*	*	*	*	*	*	*
4	3	*	*	*	*	*	*	*	*	*
5	6	0	0	0	0	5	83	1	17	3.2
Total	33	2	6	7	21	17	52	7	21	2.8

* Less than 5 students tested

TELPAS Individual Language Domains

	Listening								Speaking								Reading								Writing							
	Beginning		Intermediate		Advanced		Advanced High		Beginning		Intermediate		Advanced		Advanced High		Beginning		Intermediate		Advanced		Advanced High		Beginning		Intermediate		Advanced		Advanced High	
Grade	N	%	N	%	N	%	N	%	N	%	N	%	N	%	N	%	N	%	N	%	N	%	N	%	N	%	N	%	N	%	N	%
K	*	*	*	*	*	*	*	*	*	*	*	*	*	*	*	*	*	*	*	*	*	*	*	*	*	*	*	*	*	*	*	*
1	1	10	4	40	1	10	4	40	1	10	4	40	1	10	4	40	1	10	4	40	3	30	2	20	1	10	4	40	4	40	1	10
2	1	14	1	14	5	71	0	0	0	0	5	71	1	14	1	14	1	14	1	14	1	14	4	57	1	14	1	14	4	57	1	14
3	*	*	*	*	*	*	*	*	*	*	*	*	*	*	*	*	*	*	*	*	*	*	*	*	*	*	*	*	*	*	*	*
4	*	*	*	*	*	*	*	*	*	*	*	*	*	*	*	*	*	*	*	*	*	*	*	*	*	*	*	*	*	*	*	*
5	0	0	1	17	3	50	2	33	0	0	2	33	3	50	1	17	0	0	1	17	1	17	4	67	0	0	0	0	5	83	1	17
Total	3	9	9	27	14	42	7	21	1	3	14	42	12	36	6	18	4	12	9	27	8	24	12	36	4	12	7	21	16	48	6	18

* Less than 5 students tested

Source:TELPAS data file 10/5/18

Texas English Language Proficiency Assessment System (TELPAS)
2018 Assessment Report

Barrick Elementary School

No Progress Data Available

TELPAS Composite Rating

Grade	Number of Students	Beginning		Intermediate		Advanced		Advanced High		Average Composite Score
	N	N	%	N	%	N	%	N	%	
K	61	31	51	28	46	0	0	2	3	1.4
1	72	44	61	20	28	7	10	1	1	1.5
2	63	7	11	38	60	16	25	2	3	2.2
3	71	1	1	34	48	28	39	8	11	2.6
4	51	0	0	21	41	27	53	3	6	2.7
5	60	1	2	8	13	36	60	15	25	2.9
Total	378	84	22	149	39	114	30	31	8	2.2

* Less than 5 students tested

TELPAS Individual Language Domains

	Listening								Speaking								Reading								Writing							
	Beginning		Intermediate		Advanced		Advanced High		Beginning		Intermediate		Advanced		Advanced High		Beginning		Intermediate		Advanced		Advanced High		Beginning		Intermediate		Advanced		Advanced High	
Grade	N	%	N	%	N	%	N	%	N	%	N	%	N	%	N	%	N	%	N	%	N	%	N	%	N	%	N	%	N	%	N	%
K	21	34	37	61	1	2	2	3	31	51	28	46	0	0	2	3	59	97	0	0	1	2	1	2	59	97	0	0	1	2	1	2
1	41	57	18	25	12	17	1	1	39	54	21	29	10	14	2	3	64	89	1	1	6	8	1	1	58	81	7	10	5	7	2	3
2	7	11	31	49	15	24	10	16	7	11	35	56	19	30	2	3	24	38	27	43	10	16	2	3	19	30	21	33	18	29	5	8
3	1	1	18	25	35	49	17	24	8	11	43	61	18	25	2	3	14	20	31	44	17	24	9	13	7	10	22	31	27	38	15	21
4	6	12	18	35	22	43	5	10	3	6	21	41	23	45	4	8	2	4	20	39	26	51	3	6	1	2	14	27	21	40	16	31
5	3	5	18	30	29	48	10	17	1	2	20	33	33	55	6	10	5	8	13	22	21	35	21	35	2	3	8	13	27	45	23	38
Total	79	21	140	37	114	30	45	12	89	24	168	44	103	27	18	5	168	44	92	24	81	21	37	10	146	39	72	19	99	26	62	16

* Less than 5 students tested

Source:TELPAS data file 10/5/18

Texas English Language Proficiency Assessment System (TELPAS)
2018 Assessment Report

Bastian Elementary School

No Progress Data Available

TELPAS Composite Rating

Grade	Number of Students	Beginning		Intermediate		Advanced		Advanced High		Average Composite Score
	N	N	%	N	%	N	%	N	%	
K	24	14	58	10	42	0	0	0	0	1.2
1	25	0	0	12	48	13	52	0	0	2.2
2	22	1	5	19	86	2	9	0	0	2.0
3	33	0	0	18	55	13	39	2	6	2.5
4	23	1	4	11	48	9	39	2	9	2.5
5	30	2	7	7	23	12	40	9	30	2.9
Total	157	18	11	77	49	49	31	13	8	2.3

* Less than 5 students tested

TELPAS Individual Language Domains

	Listening								Speaking								Reading								Writing							
	Beginning		Intermediate		Advanced		Advanced High		Beginning		Intermediate		Advanced		Advanced High		Beginning		Intermediate		Advanced		Advanced High		Beginning		Intermediate		Advanced		Advanced High	
Grade	N	%	N	%	N	%	N	%	N	%	N	%	N	%	N	%	N	%	N	%	N	%	N	%	N	%	N	%	N	%	N	%
K	14	58	10	42	0	0	0	0	14	58	10	42	0	0	0	0	24	100	0	0	0	0	0	0	23	96	1	4	0	0	0	0
1	0	0	11	44	11	44	3	12	0	0	12	48	10	40	3	12	5	20	20	80	0	0	0	0	8	32	17	68	0	0	0	0
2	2	9	19	86	0	0	1	5	4	18	8	36	9	41	1	5	8	36	14	64	0	0	0	0	3	14	17	77	1	5	1	5
3	0	0	12	36	17	52	4	12	1	3	16	48	15	45	1	3	9	27	19	58	3	9	2	6	2	6	14	42	8	24	9	27
4	6	26	10	43	6	26	1	4	3	13	7	30	12	52	1	4	6	26	8	35	7	30	2	9	1	4	6	26	9	39	7	30
5	2	7	9	30	13	43	6	20	3	10	7	23	17	57	3	10	2	7	4	13	13	43	11	37	2	7	7	23	11	37	10	33
Total	24	15	71	45	47	30	15	10	25	16	60	38	63	40	9	6	54	34	65	41	23	15	15	10	39	25	62	39	29	18	27	17

* Less than 5 students tested

Source:TELPAS data file 10/5/18

Texas English Language Proficiency Assessment System (TELPAS)
2018 Assessment Report

Bell Elementary School

No Progress Data Available

TELPAS Composite Rating

Grade	Number of Students	Beginning		Intermediate		Advanced		Advanced High		Average Composite Score
	N	N	%	N	%	N	%	N	%	
K	50	36	72	10	20	2	4	2	4	1.3
1	56	27	48	17	30	11	20	1	2	1.8
2	63	7	11	38	60	17	27	1	2	2.1
3	53	2	4	22	42	20	38	9	17	2.6
4	57	2	4	21	37	29	51	5	9	2.6
5	44	4	9	12	27	20	45	8	18	2.7
Total	323	78	24	120	37	99	31	26	8	2.2

* Less than 5 students tested

TELPAS Individual Language Domains

	Listening								Speaking								Reading								Writing							
	Beginning		Intermediate		Advanced		Advanced High		Beginning		Intermediate		Advanced		Advanced High		Beginning		Intermediate		Advanced		Advanced High		Beginning		Intermediate		Advanced		Advanced High	
Grade	N	%	N	%	N	%	N	%	N	%	N	%	N	%	N	%	N	%	N	%	N	%	N	%	N	%	N	%	N	%	N	%
K	36	72	9	18	3	6	2	4	38	76	8	16	2	4	2	4	40	80	6	12	2	4	2	4	43	86	3	6	2	4	2	4
1	16	29	23	41	5	9	12	21	29	52	13	23	7	13	7	13	30	54	15	27	10	18	1	2	37	66	14	25	4	7	1	2
2	15	23	27	42	17	26	6	9	8	12	41	63	14	22	2	3	32	50	21	33	7	11	4	6	11	18	35	56	12	19	4	6
3	4	8	8	15	21	40	20	38	3	6	26	49	21	40	3	6	6	11	29	55	8	15	10	19	9	17	21	40	12	23	11	21
4	9	16	22	38	22	38	5	9	5	9	11	19	36	62	6	10	8	14	27	47	17	29	6	10	2	4	20	35	29	51	6	11
5	7	16	15	34	16	36	6	14	6	14	11	25	24	55	3	7	5	11	13	30	17	39	9	20	6	14	9	20	16	36	13	30
Total	87	27	104	32	84	26	51	16	89	27	110	34	104	32	23	7	121	37	111	34	61	19	32	10	108	34	102	32	75	23	37	11

* Less than 5 students tested

Source:TELPAS data file 10/5/18

Texas English Language Proficiency Assessment System (TELPAS)
2018 Assessment Report

Benavídez Elementary School

No Progress Data Available

TELPAS Composite Rating

Grade	Number of Students	Beginning		Intermediate		Advanced		Advanced High		Average Composite Score
	N	N	%	N	%	N	%	N	%	
K	147	118	80	16	11	10	7	3	2	1.3
1	129	58	45	51	40	12	9	8	6	1.7
2	143	26	18	97	68	20	14	0	0	1.9
3	131	8	6	55	42	50	38	18	14	2.5
4	126	14	11	34	27	54	43	24	19	2.6
5	115	10	9	47	41	43	37	15	13	2.5
Total	791	234	30	300	38	189	24	68	9	2.1

* Less than 5 students tested

TELPAS Individual Language Domains

	Listening								Speaking								Reading								Writing							
	Beginning		Intermediate		Advanced		Advanced High		Beginning		Intermediate		Advanced		Advanced High		Beginning		Intermediate		Advanced		Advanced High		Beginning		Intermediate		Advanced		Advanced High	
Grade	N	%	N	%	N	%	N	%	N	%	N	%	N	%	N	%	N	%	N	%	N	%	N	%	N	%	N	%	N	%	N	%
K	110	75	22	15	8	5	7	5	115	78	18	12	7	5	7	5	127	86	13	9	6	4	1	1	127	86	13	9	6	4	1	1
1	45	35	53	41	14	11	17	13	61	47	45	35	12	9	11	9	78	60	31	24	15	12	5	4	92	71	25	19	7	5	5	4
2	31	22	67	47	36	25	10	7	24	17	86	60	33	23	1	1	67	47	62	43	10	7	5	3	82	57	49	34	12	8	0	0
3	13	10	38	28	59	44	24	18	8	6	48	36	64	48	14	10	32	24	57	43	24	18	21	16	30	23	43	33	39	30	19	15
4	23	18	50	40	39	31	14	11	11	9	32	25	61	48	22	17	18	14	58	46	32	25	18	14	22	17	23	18	38	30	43	34
5	21	18	39	33	43	36	15	13	21	18	47	40	44	37	6	5	15	13	48	41	34	29	21	18	17	15	34	30	28	24	36	31
Total	243	30	269	34	199	25	87	11	240	30	276	35	221	28	61	8	337	42	269	34	121	15	71	9	370	47	187	24	130	16	104	13

* Less than 5 students tested

Source:TELPAS data file 10/5/18

Texas English Language Proficiency Assessment System (TELPAS)
2018 Assessment Report

Benbrook Elementary School

No Progress Data Available

TELPAS Composite Rating

Grade	Number of Students	Beginning		Intermediate		Advanced		Advanced High		Average Composite Score
	N	N	%	N	%	N	%	N	%	
K	42	34	81	8	19	0	0	0	0	1.1
1	56	30	54	20	36	5	9	1	2	1.5
2	56	3	5	26	46	23	41	4	7	2.4
3	68	0	0	8	12	34	50	26	38	3.1
4	61	3	5	12	20	37	61	9	15	2.9
5	48	1	2	11	23	26	54	10	21	2.9
Total	331	71	21	85	26	125	38	50	15	2.4

* Less than 5 students tested

TELPAS Individual Language Domains

	Listening								Speaking								Reading								Writing							
	Beginning		Intermediate		Advanced		Advanced High		Beginning		Intermediate		Advanced		Advanced High		Beginning		Intermediate		Advanced		Advanced High		Beginning		Intermediate		Advanced		Advanced High	
Grade	N	%	N	%	N	%	N	%	N	%	N	%	N	%	N	%	N	%	N	%	N	%	N	%	N	%	N	%	N	%	N	%
K	32	76	10	24	0	0	0	0	37	88	5	12	0	0	0	0	37	88	5	12	0	0	0	0	41	98	1	2	0	0	0	0
1	28	50	21	38	6	11	1	2	34	61	14	25	6	11	2	4	40	71	13	23	2	4	1	2	43	77	11	20	1	2	1	2
2	5	9	23	40	23	40	6	11	5	9	21	37	25	44	6	11	16	28	17	30	17	30	7	12	11	20	29	52	13	23	3	5
3	0	0	10	14	27	39	33	47	0	0	18	26	41	59	11	16	4	6	27	39	16	23	23	33	0	0	10	15	31	46	27	40
4	7	11	27	44	22	35	6	10	5	8	19	31	34	55	4	6	0	0	22	35	31	50	9	15	3	5	5	8	7	11	46	75
5	4	8	13	27	25	51	7	14	2	4	12	24	33	67	2	4	2	4	14	29	21	43	12	24	1	2	6	13	19	40	22	46
Total	76	23	104	31	103	31	53	16	83	25	89	26	139	41	25	7	99	29	98	29	87	26	52	15	99	30	62	19	71	21	99	30

* Less than 5 students tested

Source:TELPAS data file 10/5/18

Texas English Language Proficiency Assessment System (TELPAS)
2018 Assessment Report

Berry Elementary School

No Progress Data Available

TELPAS Composite Rating

Grade	Number of Students	Beginning		Intermediate		Advanced		Advanced High		Average Composite Score
	N	N	%	N	%	N	%	N	%	
K	61	45	74	12	20	3	5	1	2	1.3
1	80	26	33	35	44	11	14	8	10	1.9
2	64	2	3	34	53	26	41	2	3	2.3
3	76	1	1	30	39	34	45	11	14	2.6
4	61	1	2	13	21	31	51	16	26	2.9
5	62	0	0	16	26	23	37	23	37	3.0
Total	404	75	19	140	35	128	32	61	15	2.3

* Less than 5 students tested

TELPAS Individual Language Domains

	Listening								Speaking								Reading								Writing							
	Beginning		Intermediate		Advanced		Advanced High		Beginning		Intermediate		Advanced		Advanced High		Beginning		Intermediate		Advanced		Advanced High		Beginning		Intermediate		Advanced		Advanced High	
Grade	N	%	N	%	N	%	N	%	N	%	N	%	N	%	N	%	N	%	N	%	N	%	N	%	N	%	N	%	N	%	N	%
K	44	72	9	15	4	7	4	7	45	74	9	15	3	5	4	7	56	92	4	7	1	2	0	0	54	89	5	8	2	3	0	0
1	23	29	33	41	10	13	14	18	26	33	35	44	7	9	12	15	40	50	30	38	5	6	5	6	38	48	31	39	5	6	6	8
2	5	8	27	42	26	41	6	9	2	3	41	64	16	25	5	8	12	19	38	59	13	20	1	2	21	33	16	25	18	28	9	14
3	1	1	23	30	28	37	24	32	4	5	27	36	36	47	9	12	13	17	37	49	17	22	9	12	12	16	31	41	20	26	13	17
4	4	7	18	30	29	48	10	16	2	3	14	23	38	62	7	11	1	2	14	23	30	49	16	26	1	2	14	23	22	36	24	39
5	5	8	16	26	25	40	16	26	1	2	10	16	37	60	14	23	2	3	19	31	16	26	25	40	3	5	16	26	18	29	25	40
Total	82	20	126	31	122	30	74	18	80	20	136	34	137	34	51	13	124	31	142	35	82	20	56	14	129	32	113	28	85	21	77	19

* Less than 5 students tested

Source:TELPAS data file 10/5/18

Texas English Language Proficiency Assessment System (TELPAS)
2018 Assessment Report

Blackshear Elementary School

No Progress Data Available

TELPAS Composite Rating

Grade	Number of Students	Beginning		Intermediate		Advanced		Advanced High		Average Composite Score
	N	N	%	N	%	N	%	N	%	
K	7	7	100	0	0	0	0	0	0	1.0
1	7	7	100	0	0	0	0	0	0	1.0
2	14	2	14	12	86	0	0	0	0	1.7
3	9	1	11	1	11	5	56	2	22	2.8
4	4	*	*	*	*	*	*	*	*	*
5	4	*	*	*	*	*	*	*	*	*
Total	45	18	40	16	36	8	18	3	7	1.8

* Less than 5 students tested

TELPAS Individual Language Domains

	Listening								Speaking								Reading								Writing							
	Beginning		Intermediate		Advanced		Advanced High		Beginning		Intermediate		Advanced		Advanced High		Beginning		Intermediate		Advanced		Advanced High		Beginning		Intermediate		Advanced		Advanced High	
Grade	N	%	N	%	N	%	N	%	N	%	N	%	N	%	N	%	N	%	N	%	N	%	N	%	N	%	N	%	N	%	N	%
K	7	100	0	0	0	0	0	0	7	100	0	0	0	0	0	0	7	100	0	0	0	0	0	0	7	100	0	0	0	0	0	0
1	7	100	0	0	0	0	0	0	7	100	0	0	0	0	0	0	7	100	0	0	0	0	0	0	7	100	0	0	0	0	0	0
2	4	29	8	57	1	7	1	7	6	43	7	50	1	7	0	0	1	7	12	86	1	7	0	0	11	79	3	21	0	0	0	0
3	0	0	1	11	6	67	2	22	1	11	3	33	5	56	0	0	1	11	5	56	1	11	2	22	1	11	1	11	5	56	2	22
4	*	*	*	*	*	*	*	*	*	*	*	*	*	*	*	*	*	*	*	*	*	*	*	*	*	*	*	*	*	*	*	*
5	*	*	*	*	*	*	*	*	*	*	*	*	*	*	*	*	*	*	*	*	*	*	*	*	*	*	*	*	*	*	*	*
Total	19	42	11	24	12	27	3	7	22	49	13	29	10	22	0	0	18	40	18	40	5	11	4	9	28	62	7	16	7	16	3	7

* Less than 5 students tested

Source:TELPAS data file 10/5/18

Texas English Language Proficiency Assessment System (TELPAS)
2018 Assessment Report

Bonham Elementary School

No Progress Data Available

TELPAS Composite Rating

Grade	Number of Students	Beginning		Intermediate		Advanced		Advanced High		Average Composite Score
	N	N	%	N	%	N	%	N	%	
K	92	83	90	8	9	1	1	0	0	1.1
1	95	36	38	47	49	10	11	2	2	1.7
2	93	4	4	54	58	30	32	5	5	2.3
3	87	2	2	31	36	40	46	14	16	2.7
4	86	6	7	34	40	42	49	4	5	2.4
5	93	7	8	25	27	40	43	21	23	2.7
Total	546	138	25	199	36	163	30	46	8	2.1

* Less than 5 students tested

TELPAS Individual Language Domains

	Listening								Speaking								Reading								Writing							
	Beginning		Intermediate		Advanced		Advanced High		Beginning		Intermediate		Advanced		Advanced High		Beginning		Intermediate		Advanced		Advanced High		Beginning		Intermediate		Advanced		Advanced High	
Grade	N	%	N	%	N	%	N	%	N	%	N	%	N	%	N	%	N	%	N	%	N	%	N	%	N	%	N	%	N	%	N	%
K	81	88	10	11	1	1	0	0	83	90	9	10	0	0	0	0	89	97	2	2	1	1	0	0	90	98	1	1	1	1	0	0
1	23	24	47	49	23	24	2	2	39	41	39	41	15	16	2	2	57	60	29	31	7	7	2	2	69	73	20	21	4	4	2	2
2	10	11	45	48	25	27	14	15	8	9	59	63	24	26	3	3	25	27	42	45	21	22	6	6	19	20	39	42	25	27	10	11
3	4	5	23	26	27	31	34	39	6	7	45	51	29	33	8	9	13	15	36	40	21	24	19	21	12	14	21	24	32	36	23	26
4	16	19	39	45	23	27	8	9	9	10	38	44	38	44	1	1	12	14	40	47	27	31	7	8	6	7	32	37	28	33	20	23
5	13	14	33	35	36	38	12	13	13	14	22	23	48	51	11	12	11	12	33	35	24	26	26	28	13	14	14	15	32	34	34	37
Total	147	27	197	36	135	25	70	13	158	29	212	39	154	28	25	5	207	38	182	33	101	18	60	11	209	38	127	23	122	22	89	16

* Less than 5 students tested

Source:TELPAS data file 10/5/18

Texas English Language Proficiency Assessment System (TELPAS)
2018 Assessment Report

Bonner Elementary School

No Progress Data Available

TELPAS Composite Rating

Grade	Number of Students	Beginning		Intermediate		Advanced		Advanced High		Average Composite Score
	N	N	%	N	%	N	%	N	%	
K	77	72	94	5	6	0	0	0	0	1.0
1	99	54	55	41	41	3	3	1	1	1.4
2	76	5	7	38	50	30	39	3	4	2.3
3	93	6	6	32	34	48	52	7	8	2.7
4	68	0	0	27	40	31	46	10	15	2.7
5	75	1	1	24	32	41	55	9	12	2.7
Total	488	138	28	167	34	153	31	30	6	2.1

* Less than 5 students tested

TELPAS Individual Language Domains

	Listening								Speaking								Reading								Writing							
	Beginning		Intermediate		Advanced		Advanced High		Beginning		Intermediate		Advanced		Advanced High		Beginning		Intermediate		Advanced		Advanced High		Beginning		Intermediate		Advanced		Advanced High	
Grade	N	%	N	%	N	%	N	%	N	%	N	%	N	%	N	%	N	%	N	%	N	%	N	%	N	%	N	%	N	%	N	%
K	72	92	5	6	1	1	0	0	74	96	3	4	0	0	0	0	74	96	3	4	0	0	0	0	73	95	4	5	0	0	0	0
1	54	55	41	41	3	3	1	1	57	58	38	38	3	3	1	1	82	83	13	13	3	3	1	1	85	86	10	10	3	3	1	1
2	5	7	31	41	21	28	19	25	9	12	39	51	26	34	2	3	16	21	39	51	12	16	9	12	21	28	36	47	15	20	4	5
3	4	4	11	12	35	38	43	46	5	5	51	55	34	37	3	3	9	10	33	35	27	29	24	26	23	25	33	35	26	28	11	12
4	4	6	30	43	27	39	8	12	4	6	28	41	31	45	6	9	4	6	27	39	23	33	15	22	6	9	22	32	20	29	20	29
5	2	3	24	32	39	52	10	13	4	5	35	47	29	39	7	9	4	5	26	35	32	43	13	17	6	8	22	29	22	29	25	33
Total	141	29	142	29	126	26	81	17	153	31	194	40	123	25	19	4	189	39	141	29	97	20	62	13	214	44	127	26	86	18	61	13

* Less than 5 students tested

Source:TELPAS data file 10/5/18

Texas English Language Proficiency Assessment System (TELPAS)
2018 Assessment Report

Braeburn Elementary School

No Progress Data Available

TELPAS Composite Rating

Grade	Number of Students	Beginning		Intermediate		Advanced		Advanced High		Average Composite Score
	N	N	%	N	%	N	%	N	%	
K	94	75	80	18	19	1	1	0	0	1.2
1	95	16	17	47	49	30	32	2	2	2.1
2	90	7	8	35	39	42	47	6	7	2.5
3	93	4	4	28	30	43	46	18	19	2.7
4	92	4	4	39	42	40	43	9	10	2.6
5	80	4	5	16	20	40	50	20	25	2.9
Total	544	110	20	183	34	196	36	55	10	2.3

* Less than 5 students tested

TELPAS Individual Language Domains

	Listening								Speaking								Reading								Writing							
	Beginning		Intermediate		Advanced		Advanced High		Beginning		Intermediate		Advanced		Advanced High		Beginning		Intermediate		Advanced		Advanced High		Beginning		Intermediate		Advanced		Advanced High	
Grade	N	%	N	%	N	%	N	%	N	%	N	%	N	%	N	%	N	%	N	%	N	%	N	%	N	%	N	%	N	%	N	%
K	61	65	32	34	1	1	0	0	76	81	17	18	1	1	0	0	88	94	5	5	1	1	0	0	87	93	6	6	1	1	0	0
1	13	14	47	49	30	32	5	5	21	22	43	45	28	29	3	3	31	33	35	37	27	28	2	2	39	41	42	44	13	14	1	1
2	14	16	23	26	38	42	15	17	2	2	30	33	46	51	12	13	20	22	39	43	20	22	11	12	16	18	42	47	32	36	0	0
3	7	8	17	18	36	39	33	35	6	6	30	32	43	46	14	15	12	13	36	39	16	17	29	31	18	19	31	33	31	33	13	14
4	7	8	35	38	39	42	11	12	15	16	33	36	37	40	7	8	13	14	32	35	35	38	12	13	13	14	25	27	28	30	26	28
5	6	8	23	29	37	46	14	18	6	8	25	31	38	48	11	14	4	5	24	30	30	38	22	28	6	8	13	16	26	33	35	44
Total	108	20	177	33	181	33	78	14	126	23	178	33	193	35	47	9	168	31	171	31	129	24	76	14	179	33	159	29	131	24	75	14

* Less than 5 students tested

Source:TELPAS data file 10/5/18

Texas English Language Proficiency Assessment System (TELPAS)
2018 Assessment Report

Briargrove Elementary School

No Progress Data Available

TELPAS Composite Rating

Grade	Number of Students	Beginning		Intermediate		Advanced		Advanced High		Average Composite Score
	N	N	%	N	%	N	%	N	%	
K	47	9	19	15	32	17	36	6	13	2.3
1	72	5	7	18	25	22	31	27	38	2.9
2	56	1	2	18	32	30	54	7	13	2.8
3	34	2	6	3	9	21	62	8	24	3.1
4	20	2	10	6	30	9	45	3	15	2.6
5	22	0	0	8	36	7	32	7	32	2.9
Total	251	19	8	68	27	106	42	58	23	2.8

* Less than 5 students tested

TELPAS Individual Language Domains

	Listening								Speaking								Reading								Writing							
	Beginning		Intermediate		Advanced		Advanced High		Beginning		Intermediate		Advanced		Advanced High		Beginning		Intermediate		Advanced		Advanced High		Beginning		Intermediate		Advanced		Advanced High	
Grade	N	%	N	%	N	%	N	%	N	%	N	%	N	%	N	%	N	%	N	%	N	%	N	%	N	%	N	%	N	%	N	%
K	6	13	17	36	17	36	7	15	9	19	17	36	16	34	5	11	14	30	16	34	11	23	6	13	14	30	20	43	9	19	4	9
1	5	7	13	18	24	33	30	42	5	7	16	22	23	32	28	39	11	15	16	22	21	29	24	33	15	21	17	24	24	33	16	22
2	3	5	11	19	15	26	28	49	12	21	24	42	18	32	3	5	6	10	17	29	20	34	15	26	2	4	16	29	29	52	9	16
3	1	3	2	6	7	20	25	71	3	9	17	49	14	40	1	3	3	9	10	29	9	26	13	37	3	9	2	6	12	35	17	50
4	2	10	6	30	9	45	3	15	3	15	6	30	10	50	1	5	3	15	8	40	5	25	4	20	1	5	7	35	8	40	4	20
5	0	0	5	23	9	41	8	36	3	14	6	27	12	55	1	5	0	0	9	41	3	14	10	45	2	9	4	18	9	41	7	32
Total	17	7	54	21	81	32	101	40	35	14	86	34	93	37	39	15	37	15	76	30	69	27	72	28	37	15	66	26	91	36	57	23

* Less than 5 students tested

Source:TELPAS data file 10/5/18

Texas English Language Proficiency Assessment System (TELPAS)
2018 Assessment Report

Briscoe Elementary School

No Progress Data Available

TELPAS Composite Rating

Grade	Number of Students	Beginning		Intermediate		Advanced		Advanced High		Average Composite Score
	N	N	%	N	%	N	%	N	%	
K	16	7	44	7	44	2	13	0	0	1.5
1	29	7	24	17	59	5	17	0	0	1.9
2	15	0	0	8	53	4	27	3	20	2.6
3	26	0	0	9	35	15	58	2	8	2.8
4	23	0	0	5	22	14	61	4	17	2.8
5	24	0	0	5	21	14	58	5	21	2.9
Total	133	14	11	51	38	54	41	14	11	2.5

* Less than 5 students tested

TELPAS Individual Language Domains

	Listening								Speaking								Reading								Writing							
	Beginning		Intermediate		Advanced		Advanced High		Beginning		Intermediate		Advanced		Advanced High		Beginning		Intermediate		Advanced		Advanced High		Beginning		Intermediate		Advanced		Advanced High	
Grade	N	%	N	%	N	%	N	%	N	%	N	%	N	%	N	%	N	%	N	%	N	%	N	%	N	%	N	%	N	%	N	%
K	7	44	7	44	2	13	0	0	7	44	7	44	2	13	0	0	13	81	2	13	1	6	0	0	13	81	2	13	1	6	0	0
1	7	24	17	59	5	17	0	0	7	24	17	59	5	17	0	0	8	28	16	55	5	17	0	0	7	24	18	62	4	14	0	0
2	0	0	7	47	5	33	3	20	4	27	5	33	5	33	1	7	2	13	5	33	3	20	5	33	3	20	4	27	3	20	5	33
3	0	0	0	0	16	59	11	41	2	7	7	26	14	52	4	15	2	7	11	41	7	26	7	26	1	4	18	69	6	23	1	4
4	0	0	9	39	11	48	3	13	0	0	5	22	16	70	2	9	2	9	10	43	8	35	3	13	2	9	6	26	5	22	10	43
5	0	0	3	13	19	79	2	8	1	4	8	33	12	50	3	13	0	0	9	38	12	50	3	13	1	4	6	25	2	8	15	63
Total	14	10	43	32	58	43	19	14	21	16	49	37	54	40	10	7	27	20	53	40	36	27	18	13	27	20	54	41	21	16	31	23

* Less than 5 students tested

Source:TELPAS data file 10/5/18

Texas English Language Proficiency Assessment System (TELPAS)
2018 Assessment Report

Brookline Elementary School

No Progress Data Available

TELPAS Composite Rating

Grade	Number of Students	Beginning		Intermediate		Advanced		Advanced High		Average Composite Score
	N	N	%	N	%	N	%	N	%	
K	70	67	96	3	4	0	0	0	0	1.0
1	83	62	75	16	19	4	5	1	1	1.3
2	105	5	5	43	41	49	47	8	8	2.5
3	94	3	3	31	33	34	36	26	28	2.9
4	88	0	0	28	32	42	48	18	20	2.9
5	73	6	8	18	25	26	36	23	32	2.8
Total	513	143	28	139	27	155	30	76	15	2.3

* Less than 5 students tested

TELPAS Individual Language Domains

	Listening								Speaking								Reading								Writing							
	Beginning		Intermediate		Advanced		Advanced High		Beginning		Intermediate		Advanced		Advanced High		Beginning		Intermediate		Advanced		Advanced High		Beginning		Intermediate		Advanced		Advanced High	
Grade	N	%	N	%	N	%	N	%	N	%	N	%	N	%	N	%	N	%	N	%	N	%	N	%	N	%	N	%	N	%	N	%
K	67	96	2	3	1	1	0	0	67	96	3	4	0	0	0	0	69	99	1	1	0	0	0	0	70	100	0	0	0	0	0	0
1	62	75	16	19	4	5	1	1	62	75	16	19	4	5	1	1	67	81	13	16	3	4	0	0	67	81	14	17	2	2	0	0
2	11	10	44	42	30	28	21	20	2	2	43	41	51	48	10	9	12	11	35	33	39	37	20	19	22	21	53	50	25	24	5	5
3	5	5	20	21	25	26	46	48	9	9	39	41	37	39	11	11	12	13	25	26	27	28	32	33	10	11	25	27	33	35	26	28
4	1	1	32	36	39	44	16	18	13	15	23	26	45	51	7	8	3	3	21	24	28	32	36	41	4	5	20	23	28	32	36	41
5	9	12	20	27	33	44	13	17	8	11	23	31	37	49	7	9	4	5	24	32	16	21	31	41	10	14	17	23	21	29	25	34
Total	155	30	134	26	132	25	97	19	161	31	147	28	174	34	36	7	167	32	119	23	113	22	119	23	183	36	129	25	109	21	92	18

* Less than 5 students tested

Source:TELPAS data file 10/5/18

Texas English Language Proficiency Assessment System (TELPAS)
2018 Assessment Report

Browning Elementary School

No Progress Data Available

TELPAS Composite Rating

Grade	Number of Students	Beginning		Intermediate		Advanced		Advanced High		Average Composite Score
	N	N	%	N	%	N	%	N	%	
K	27	13	48	9	33	4	15	1	4	1.6
1	38	11	29	16	42	6	16	5	13	2.1
2	37	0	0	20	54	17	46	0	0	2.5
3	36	0	0	10	28	23	64	3	8	2.8
4	29	1	3	11	38	13	45	4	14	2.8
5	27	0	0	2	7	16	59	9	33	3.2
Total	194	25	13	68	35	79	41	22	11	2.5

* Less than 5 students tested

TELPAS Individual Language Domains

	Listening								Speaking								Reading								Writing							
	Beginning		Intermediate		Advanced		Advanced High		Beginning		Intermediate		Advanced		Advanced High		Beginning		Intermediate		Advanced		Advanced High		Beginning		Intermediate		Advanced		Advanced High	
Grade	N	%	N	%	N	%	N	%	N	%	N	%	N	%	N	%	N	%	N	%	N	%	N	%	N	%	N	%	N	%	N	%
K	9	33	13	48	4	15	1	4	13	48	8	30	5	19	1	4	21	78	4	15	2	7	0	0	22	81	4	15	1	4	0	0
1	10	26	14	37	7	18	7	18	12	32	15	39	6	16	5	13	14	37	13	34	8	21	3	8	14	37	15	39	5	13	4	11
2	0	0	11	30	17	46	9	24	1	3	16	43	20	54	0	0	5	14	15	41	14	38	3	8	13	35	19	51	3	8	2	5
3	1	3	6	16	14	37	17	45	0	0	14	37	21	55	3	8	3	8	14	37	10	26	11	29	2	6	17	47	13	36	4	11
4	5	16	12	38	12	38	3	9	3	9	7	22	19	59	3	9	6	19	8	25	15	47	3	9	1	3	1	3	7	24	20	69
5	1	4	7	26	15	56	4	15	1	4	3	11	20	74	3	11	0	0	2	7	16	59	9	33	0	0	1	4	8	30	18	67
Total	26	13	63	32	69	35	41	21	30	15	63	32	91	46	15	8	49	25	56	28	65	33	29	15	52	27	57	29	37	19	48	25

* Less than 5 students tested

Source:TELPAS data file 10/5/18

Texas English Language Proficiency Assessment System (TELPAS)
2018 Assessment Report

Bruce Elementary School

No Progress Data Available

TELPAS Composite Rating

Grade	Number of Students	Beginning		Intermediate		Advanced		Advanced High		Average Composite Score
	N	N	%	N	%	N	%	N	%	
K	15	10	67	2	13	1	7	2	13	1.6
1	19	5	26	6	32	5	26	3	16	2.3
2	18	0	0	5	28	12	67	1	6	2.6
3	24	0	0	3	13	13	54	8	33	3.0
4	18	0	0	6	33	10	56	2	11	2.7
5	19	0	0	6	32	7	37	6	32	2.9
Total	113	15	13	28	25	48	42	22	19	2.6

* Less than 5 students tested

TELPAS Individual Language Domains

	Listening								Speaking								Reading								Writing							
	Beginning		Intermediate		Advanced		Advanced High		Beginning		Intermediate		Advanced		Advanced High		Beginning		Intermediate		Advanced		Advanced High		Beginning		Intermediate		Advanced		Advanced High	
Grade	N	%	N	%	N	%	N	%	N	%	N	%	N	%	N	%	N	%	N	%	N	%	N	%	N	%	N	%	N	%	N	%
K	10	67	2	13	1	7	2	13	10	67	2	13	2	13	1	7	12	80	0	0	1	7	2	13	12	80	0	0	1	7	2	13
1	5	26	6	32	4	21	4	21	6	32	5	26	4	21	4	21	7	37	4	21	6	32	2	11	7	37	6	32	2	11	4	21
2	0	0	3	17	12	67	3	17	0	0	6	33	10	56	2	11	1	6	9	50	7	39	1	6	1	6	14	78	3	17	0	0
3	0	0	3	13	11	46	10	42	0	0	3	13	14	58	7	29	3	13	9	38	5	21	7	29	3	13	5	21	10	42	6	25
4	1	6	11	61	4	22	2	11	0	0	4	22	12	67	2	11	3	17	6	33	7	39	2	11	2	11	4	22	4	22	8	44
5	0	0	7	37	6	32	6	32	1	5	5	26	8	42	5	26	2	11	5	26	6	32	6	32	2	11	5	26	4	21	8	42
Total	16	14	32	28	38	34	27	24	17	15	25	22	50	44	21	19	28	25	33	29	32	28	20	18	27	24	34	30	24	21	28	25

* Less than 5 students tested

Source:TELPAS data file 10/5/18

Texas English Language Proficiency Assessment System (TELPAS)
2018 Assessment Report

Burbank Elementary School

No Progress Data Available

TELPAS Composite Rating

Grade	Number of Students	Beginning		Intermediate		Advanced		Advanced High		Average Composite Score
	N	N	%	N	%	N	%	N	%	
K	74	39	53	31	42	4	5	0	0	1.3
1	65	18	28	18	28	23	35	6	9	2.1
2	83	1	1	34	41	41	49	7	8	2.6
3	88	0	0	13	15	47	53	28	32	3.1
4	54	0	0	3	6	23	43	28	52	3.4
5	64	1	2	11	17	24	38	28	44	3.1
Total	428	59	14	110	26	162	38	97	23	2.6

* Less than 5 students tested

TELPAS Individual Language Domains

	Listening								Speaking								Reading								Writing							
	Beginning		Intermediate		Advanced		Advanced High		Beginning		Intermediate		Advanced		Advanced High		Beginning		Intermediate		Advanced		Advanced High		Beginning		Intermediate		Advanced		Advanced High	
Grade	N	%	N	%	N	%	N	%	N	%	N	%	N	%	N	%	N	%	N	%	N	%	N	%	N	%	N	%	N	%	N	%
K	38	51	31	42	5	7	0	0	39	53	30	41	5	7	0	0	65	88	6	8	3	4	0	0	68	92	5	7	1	1	0	0
1	11	17	22	34	24	37	8	12	18	28	16	25	24	37	7	11	25	38	28	43	6	9	6	9	28	43	28	43	6	9	3	5
2	2	2	21	25	46	55	15	18	4	5	21	25	45	54	14	17	13	15	38	45	21	25	12	14	14	17	33	40	27	33	9	11
3	0	0	13	15	33	38	42	48	2	2	12	14	51	58	23	26	3	3	23	26	29	33	33	38	5	6	36	41	28	32	19	22
4	0	0	11	20	19	35	24	44	0	0	2	4	29	54	23	43	1	2	7	13	17	31	29	54	1	2	3	6	16	30	34	63
5	1	2	14	22	21	33	28	44	3	5	7	11	39	61	15	23	3	5	17	27	15	23	29	45	4	6	12	19	27	42	21	33
Total	52	12	112	26	148	34	117	27	66	15	88	21	193	45	82	19	110	26	119	28	91	21	109	25	120	28	117	27	105	25	86	20

* Less than 5 students tested

Source:TELPAS data file 10/5/18

Texas English Language Proficiency Assessment System (TELPAS)
2018 Assessment Report

Burnet Elementary School

No Progress Data Available

TELPAS Composite Rating

Grade	Number of Students	Beginning		Intermediate		Advanced		Advanced High		Average Composite Score
	N	N	%	N	%	N	%	N	%	
K	51	41	80	10	20	0	0	0	0	1.2
1	40	5	13	16	40	13	33	6	15	2.3
2	49	1	2	27	55	18	37	3	6	2.4
3	56	1	2	19	34	30	54	6	11	2.7
4	51	0	0	10	20	31	61	10	20	2.9
5	32	0	0	6	19	17	53	9	28	3.0
Total	279	48	17	88	32	109	39	34	12	2.4

* Less than 5 students tested

TELPAS Individual Language Domains

	Listening								Speaking								Reading								Writing							
	Beginning		Intermediate		Advanced		Advanced High		Beginning		Intermediate		Advanced		Advanced High		Beginning		Intermediate		Advanced		Advanced High		Beginning		Intermediate		Advanced		Advanced High	
Grade	N	%	N	%	N	%	N	%	N	%	N	%	N	%	N	%	N	%	N	%	N	%	N	%	N	%	N	%	N	%	N	%
K	37	73	12	24	2	4	0	0	39	76	12	24	0	0	0	0	43	84	8	16	0	0	0	0	49	96	2	4	0	0	0	0
1	5	13	15	38	13	33	7	18	5	13	16	40	13	33	6	15	11	28	19	48	3	8	7	18	11	28	17	43	8	20	4	10
2	2	4	22	45	17	35	8	16	4	8	22	45	20	41	3	6	11	22	25	51	6	12	7	14	7	14	23	47	11	22	8	16
3	0	0	12	21	19	34	25	45	6	11	30	54	18	32	2	4	10	18	16	29	18	32	12	21	5	9	16	29	26	46	9	16
4	0	0	19	37	19	37	13	25	2	4	15	29	33	65	1	2	0	0	14	28	22	44	14	28	2	4	9	18	22	44	17	34
5	1	3	7	22	21	66	3	9	3	9	7	22	20	63	2	6	0	0	9	29	12	39	10	32	0	0	1	3	12	39	18	58
Total	45	16	87	31	91	33	56	20	59	21	102	37	104	37	14	5	75	27	91	33	61	22	50	18	74	27	68	25	79	29	56	20

* Less than 5 students tested

Source:TELPAS data file 10/5/18

Texas English Language Proficiency Assessment System (TELPAS)
2018 Assessment Report

Burrus Elementary School

No Progress Data Available

TELPAS Composite Rating

Grade	Number of Students	Beginning		Intermediate		Advanced		Advanced High		Average Composite Score
	N	N	%	N	%	N	%	N	%	
K	7	7	100	0	0	0	0	0	0	1.1
1	3	*	*	*	*	*	*	*	*	*
2	13	0	0	10	77	3	23	0	0	2.1
3	10	0	0	3	30	3	30	4	40	3.1
4	8	0	0	3	38	5	63	0	0	2.6
5	8	0	0	3	38	3	38	2	25	2.9
Total	49	9	18	20	41	14	29	6	12	2.3

* Less than 5 students tested

TELPAS Individual Language Domains

	Listening								Speaking								Reading								Writing							
	Beginning		Intermediate		Advanced		Advanced High		Beginning		Intermediate		Advanced		Advanced High		Beginning		Intermediate		Advanced		Advanced High		Beginning		Intermediate		Advanced		Advanced High	
Grade	N	%	N	%	N	%	N	%	N	%	N	%	N	%	N	%	N	%	N	%	N	%	N	%	N	%	N	%	N	%	N	%
K	6	86	1	14	0	0	0	0	6	86	1	14	0	0	0	0	7	100	0	0	0	0	0	0	7	100	0	0	0	0	0	0
1	*	*	*	*	*	*	*	*	*	*	*	*	*	*	*	*	*	*	*	*	*	*	*	*	*	*	*	*	*	*	*	*
2	0	0	6	46	6	46	1	8	0	0	9	69	4	31	0	0	8	62	3	23	2	15	0	0	3	23	7	54	3	23	0	0
3	1	10	3	30	2	20	4	40	1	10	3	30	5	50	1	10	0	0	2	20	3	30	5	50	0	0	2	20	1	10	7	70
4	2	25	1	13	4	50	1	13	2	25	4	50	2	25	0	0	0	0	3	38	4	50	1	13	0	0	4	50	0	0	4	50
5	0	0	4	50	3	38	1	13	1	13	1	13	6	75	0	0	1	13	2	25	2	25	3	38	0	0	1	13	2	25	5	63
Total	11	22	16	33	15	31	7	14	12	24	19	39	17	35	1	2	18	37	11	22	11	22	9	18	12	24	15	31	6	12	16	33

* Less than 5 students tested

Source:TELPAS data file 10/5/18

Texas English Language Proficiency Assessment System (TELPAS)
2018 Assessment Report

Bush Elementary School

No Progress Data Available

TELPAS Composite Rating

Grade	Number of Students	Beginning		Intermediate		Advanced		Advanced High		Average Composite Score
	N	N	%	N	%	N	%	N	%	
K	73	9	12	24	33	25	34	15	21	2.6
1	60	2	3	11	18	9	15	38	63	3.3
2	36	0	0	4	11	21	58	11	31	3.2
3	20	0	0	0	0	6	30	14	70	3.7
4	17	1	6	7	41	6	35	3	18	2.6
5	15	2	13	2	13	6	40	5	33	2.9
Total	221	14	6	48	22	73	33	86	39	3.0

* Less than 5 students tested

TELPAS Individual Language Domains

	Listening								Speaking								Reading								Writing							
	Beginning		Intermediate		Advanced		Advanced High		Beginning		Intermediate		Advanced		Advanced High		Beginning		Intermediate		Advanced		Advanced High		Beginning		Intermediate		Advanced		Advanced High	
Grade	N	%	N	%	N	%	N	%	N	%	N	%	N	%	N	%	N	%	N	%	N	%	N	%	N	%	N	%	N	%	N	%
K	8	11	22	30	27	37	16	22	11	15	24	33	24	33	14	19	11	15	22	30	25	34	15	21	15	21	21	29	23	32	14	19
1	2	3	11	18	13	22	34	57	3	5	10	17	9	15	38	63	4	7	10	17	7	12	39	65	5	8	9	15	8	13	38	63
2	0	0	7	19	15	42	14	39	0	0	13	36	19	53	4	11	1	3	6	17	14	39	15	42	0	0	6	17	6	17	24	67
3	0	0	0	0	2	10	18	90	0	0	2	10	10	50	8	40	0	0	0	0	7	35	13	65	0	0	2	10	2	10	16	80
4	2	12	6	35	6	35	3	18	0	0	5	29	7	41	5	29	2	12	6	35	7	41	2	12	5	29	6	35	5	29	1	6
5	2	13	4	25	6	38	4	25	2	13	3	19	8	50	3	19	3	19	3	19	4	25	6	38	2	13	3	20	4	27	6	40
Total	14	6	50	23	69	31	89	40	16	7	57	26	77	35	72	32	21	9	47	21	64	29	90	41	27	12	47	21	48	22	99	45

* Less than 5 students tested

Source:TELPAS data file 10/5/18

Texas English Language Proficiency Assessment System (TELPAS)
2018 Assessment Report

Cage Elementary School

No Progress Data Available

TELPAS Composite Rating

Grade	Number of Students	Beginning		Intermediate		Advanced		Advanced High		Average Composite Score
	N	N	%	N	%	N	%	N	%	
K	30	24	80	6	20	0	0	0	0	1.2
1	42	3	7	25	60	8	19	6	14	2.3
2	42	1	2	16	38	22	52	3	7	2.6
3	38	1	3	9	24	19	50	9	24	2.9
4	35	1	3	5	14	18	51	11	31	3.0
5	39	2	5	3	8	12	31	22	56	3.2
Total	226	32	14	64	28	79	35	51	23	2.6

* Less than 5 students tested

TELPAS Individual Language Domains

	Listening								Speaking								Reading								Writing							
	Beginning		Intermediate		Advanced		Advanced High		Beginning		Intermediate		Advanced		Advanced High		Beginning		Intermediate		Advanced		Advanced High		Beginning		Intermediate		Advanced		Advanced High	
Grade	N	%	N	%	N	%	N	%	N	%	N	%	N	%	N	%	N	%	N	%	N	%	N	%	N	%	N	%	N	%	N	%
K	24	80	6	20	0	0	0	0	18	60	12	40	0	0	0	0	29	97	1	3	0	0	0	0	29	97	1	3	0	0	0	0
1	0	0	18	43	18	43	6	14	3	7	27	64	7	17	5	12	11	26	18	43	7	17	6	14	13	31	19	45	4	10	6	14
2	1	2	9	20	25	57	9	20	1	2	23	52	17	39	3	7	4	9	20	45	13	30	7	16	6	14	19	45	10	24	7	17
3	1	3	5	13	13	34	19	50	1	3	13	34	17	45	7	18	3	8	14	37	12	32	9	24	5	13	9	24	15	39	9	24
4	3	9	7	20	16	46	9	26	1	3	10	29	22	63	2	6	3	9	8	23	11	31	13	37	2	6	3	9	13	37	17	49
5	3	8	8	21	15	38	13	33	2	5	4	10	22	56	11	28	3	8	3	8	9	23	24	62	3	8	3	8	7	18	26	67
Total	32	14	53	23	87	38	56	25	26	11	89	39	85	37	28	12	53	23	64	28	52	23	59	26	58	26	54	24	49	22	65	29

* Less than 5 students tested

Source:TELPAS data file 10/5/18

Texas English Language Proficiency Assessment System (TELPAS)
2018 Assessment Report

Carrillo Elementary School

No Progress Data Available

TELPAS Composite Rating

Grade	Number of Students	Beginning		Intermediate		Advanced		Advanced High		Average Composite Score
	N	N	%	N	%	N	%	N	%	
K	44	38	86	6	14	0	0	0	0	1.1
1	38	26	68	10	26	0	0	2	5	1.5
2	52	2	4	27	52	21	40	2	4	2.4
3	60	2	3	16	27	22	37	20	33	3.0
4	52	0	0	9	17	22	42	21	40	3.1
5	38	1	3	6	16	21	55	10	26	3.0
Total	284	69	24	74	26	86	30	55	19	2.4

* Less than 5 students tested

TELPAS Individual Language Domains

	Listening								Speaking								Reading								Writing							
	Beginning		Intermediate		Advanced		Advanced High		Beginning		Intermediate		Advanced		Advanced High		Beginning		Intermediate		Advanced		Advanced High		Beginning		Intermediate		Advanced		Advanced High	
Grade	N	%	N	%	N	%	N	%	N	%	N	%	N	%	N	%	N	%	N	%	N	%	N	%	N	%	N	%	N	%	N	%
K	38	86	6	14	0	0	0	0	37	84	7	16	0	0	0	0	38	86	6	14	0	0	0	0	38	86	6	14	0	0	0	0
1	16	42	16	42	4	11	2	5	28	74	8	21	0	0	2	5	27	71	9	24	0	0	2	5	32	84	4	11	0	0	2	5
2	2	4	19	35	20	37	13	24	3	6	22	41	22	41	7	13	12	22	24	44	13	24	6	11	13	25	36	68	4	8	0	0
3	2	3	8	13	22	37	28	47	0	0	14	23	32	53	14	23	7	12	12	20	21	35	20	33	12	20	14	23	20	33	14	23
4	2	4	13	25	28	54	9	17	2	4	4	8	38	73	8	15	3	6	16	31	11	21	22	42	0	0	9	17	15	29	28	54
5	3	8	9	24	18	47	8	21	3	8	4	11	29	76	2	5	4	11	9	24	12	32	13	34	2	5	4	11	9	24	23	61
Total	63	22	71	25	92	32	60	21	73	26	59	21	121	42	33	12	91	32	76	26	57	20	63	22	97	34	73	26	48	17	67	24

* Less than 5 students tested

Source:TELPAS data file 10/5/18

Texas English Language Proficiency Assessment System (TELPAS)
2018 Assessment Report

Codwell Elementary School

No Progress Data Available

TELPAS Composite Rating

Grade	Number of Students	Beginning		Intermediate		Advanced		Advanced High		Average Composite Score
	N	N	%	N	%	N	%	N	%	
K	1	*	*	*	*	*	*	*	*	*
1	2	*	*	*	*	*	*	*	*	*
2	1	*	*	*	*	*	*	*	*	*
3	1	*	*	*	*	*	*	*	*	*
4	2	*	*	*	*	*	*	*	*	*
5	8	1	13	0	0	5	63	2	25	3.0
Total	15	1	7	3	20	7	47	4	27	2.8

* Less than 5 students tested

TELPAS Individual Language Domains

	Listening								Speaking								Reading								Writing							
	Beginning		Intermediate		Advanced		Advanced High		Beginning		Intermediate		Advanced		Advanced High		Beginning		Intermediate		Advanced		Advanced High		Beginning		Intermediate		Advanced		Advanced High	
Grade	N	%	N	%	N	%	N	%	N	%	N	%	N	%	N	%	N	%	N	%	N	%	N	%	N	%	N	%	N	%	N	%
K	*	*	*	*	*	*	*	*	*	*	*	*	*	*	*	*	*	*	*	*	*	*	*	*	*	*	*	*	*	*	*	*
1	*	*	*	*	*	*	*	*	*	*	*	*	*	*	*	*	*	*	*	*	*	*	*	*	*	*	*	*	*	*	*	*
2	*	*	*	*	*	*	*	*	*	*	*	*	*	*	*	*	*	*	*	*	*	*	*	*	*	*	*	*	*	*	*	*
3	*	*	*	*	*	*	*	*	*	*	*	*	*	*	*	*	*	*	*	*	*	*	*	*	*	*	*	*	*	*	*	*
4	*	*	*	*	*	*	*	*	*	*	*	*	*	*	*	*	*	*	*	*	*	*	*	*	*	*	*	*	*	*	*	*
5	1	13	1	13	3	38	3	38	1	13	2	25	4	50	1	13	1	13	1	13	3	38	3	38	1	13	0	0	3	38	4	50
Total	2	13	2	13	6	40	5	33	1	7	5	33	6	40	3	20	3	20	3	20	5	33	4	27	2	13	3	20	4	27	6	40

* Less than 5 students tested

Source:TELPAS data file 10/5/18

Texas English Language Proficiency Assessment System (TELPAS)
2018 Assessment Report

Condit Elementary School

No Progress Data Available

TELPAS Composite Rating

Grade	Number of Students	Beginning		Intermediate		Advanced		Advanced High		Average Composite Score
	N	N	%	N	%	N	%	N	%	
K	31	12	39	12	39	2	6	5	16	1.9
1	46	6	13	11	24	15	33	14	30	2.7
2	30	0	0	13	43	14	47	3	10	2.6
3	19	0	0	7	37	8	42	4	21	2.7
4	13	1	8	4	31	6	46	2	15	2.5
5	23	1	4	4	17	8	35	10	43	3.0
Total	162	20	12	51	31	53	33	38	23	2.6

* Less than 5 students tested

TELPAS Individual Language Domains

	Listening								Speaking								Reading								Writing							
	Beginning		Intermediate		Advanced		Advanced High		Beginning		Intermediate		Advanced		Advanced High		Beginning		Intermediate		Advanced		Advanced High		Beginning		Intermediate		Advanced		Advanced High	
Grade	N	%	N	%	N	%	N	%	N	%	N	%	N	%	N	%	N	%	N	%	N	%	N	%	N	%	N	%	N	%	N	%
K	9	29	13	42	4	13	5	16	12	39	11	35	3	10	5	16	18	58	7	23	1	3	5	16	19	61	6	19	1	3	5	16
1	6	13	10	22	12	26	18	39	6	13	13	28	12	26	15	33	8	17	13	28	8	17	17	37	10	22	16	35	9	20	11	24
2	1	3	4	13	15	50	10	33	0	0	18	60	11	37	1	3	5	17	14	47	6	20	5	17	5	17	13	43	10	33	2	7
3	0	0	4	21	7	37	8	42	1	5	8	42	8	42	2	11	0	0	9	47	8	42	2	11	4	21	7	37	5	26	3	16
4	2	14	7	50	3	21	2	14	2	14	6	43	5	36	1	7	1	7	10	71	1	7	2	14	1	8	4	31	3	23	5	38
5	1	4	9	36	8	32	7	28	1	4	4	16	15	60	5	20	1	4	9	36	8	32	7	28	1	4	2	9	9	39	11	48
Total	19	12	47	28	49	30	50	30	22	13	60	36	54	33	29	18	33	20	62	38	32	19	38	23	40	25	48	30	37	23	37	23

* Less than 5 students tested

Source:TELPAS data file 10/5/18

Texas English Language Proficiency Assessment System (TELPAS)
2018 Assessment Report

Felix Cook Jr. Elementary School

No Progress Data Available

TELPAS Composite Rating

Grade	Number of Students	Beginning		Intermediate		Advanced		Advanced High		Average Composite Score
	N	N	%	N	%	N	%	N	%	
K	20	14	70	5	25	1	5	0	0	1.3
1	27	4	15	22	81	1	4	0	0	1.5
2	27	3	11	17	63	6	22	1	4	2.1
3	31	0	0	15	48	12	39	4	13	2.6
4	25	1	4	9	36	11	44	4	16	2.7
5	20	2	10	5	25	12	60	1	5	2.4
Total	150	24	16	73	49	43	29	10	7	2.1

* Less than 5 students tested

TELPAS Individual Language Domains

	Listening								Speaking								Reading								Writing							
	Beginning		Intermediate		Advanced		Advanced High		Beginning		Intermediate		Advanced		Advanced High		Beginning		Intermediate		Advanced		Advanced High		Beginning		Intermediate		Advanced		Advanced High	
Grade	N	%	N	%	N	%	N	%	N	%	N	%	N	%	N	%	N	%	N	%	N	%	N	%	N	%	N	%	N	%	N	%
K	14	70	3	15	3	15	0	0	14	70	3	15	3	15	0	0	19	95	0	0	0	0	1	5	19	95	0	0	1	5	0	0
1	4	15	22	81	1	4	0	0	4	15	23	85	0	0	0	0	22	81	4	15	1	4	0	0	22	81	4	15	1	4	0	0
2	2	7	13	48	5	19	7	26	4	15	18	67	4	15	1	4	12	44	9	33	4	15	2	7	11	41	9	33	7	26	0	0
3	0	0	8	26	14	45	9	29	1	3	9	29	13	42	8	26	5	16	12	39	7	23	7	23	10	32	13	42	4	13	4	13
4	2	8	9	36	9	36	5	20	3	12	4	16	14	56	4	16	4	16	6	24	11	44	4	16	4	16	8	32	6	24	7	28
5	2	10	8	40	9	45	1	5	2	10	7	35	11	55	0	0	2	10	11	55	5	25	2	10	6	30	7	35	6	30	1	5
Total	24	16	63	42	41	27	22	15	28	19	64	43	45	30	13	9	64	43	42	28	28	19	16	11	72	48	41	27	25	17	12	8

* Less than 5 students tested

Source:TELPAS data file 10/5/18

Texas English Language Proficiency Assessment System (TELPAS)
2018 Assessment Report

Coop Elementary School

No Progress Data Available

TELPAS Composite Rating

Grade	Number of Students	Beginning		Intermediate		Advanced		Advanced High		Average Composite Score
	N	N	%	N	%	N	%	N	%	
K	34	31	91	2	6	1	3	0	0	1.1
1	51	7	14	18	35	15	29	11	22	2.6
2	52	4	8	30	58	16	31	2	4	2.3
3	55	0	0	24	44	29	53	2	4	2.6
4	45	2	4	14	31	25	56	4	9	2.6
5	59	5	8	21	36	24	41	9	15	2.6
Total	296	49	17	109	37	110	37	28	9	2.4

* Less than 5 students tested

TELPAS Individual Language Domains

	Listening								Speaking								Reading								Writing							
	Beginning		Intermediate		Advanced		Advanced High		Beginning		Intermediate		Advanced		Advanced High		Beginning		Intermediate		Advanced		Advanced High		Beginning		Intermediate		Advanced		Advanced High	
Grade	N	%	N	%	N	%	N	%	N	%	N	%	N	%	N	%	N	%	N	%	N	%	N	%	N	%	N	%	N	%	N	%
K	23	68	10	29	1	3	0	0	31	91	2	6	1	3	0	0	33	97	1	3	0	0	0	0	33	97	1	3	0	0	0	0
1	2	4	10	20	18	35	21	41	8	16	12	24	15	29	16	31	16	31	14	27	12	24	9	18	20	39	17	33	11	22	3	6
2	4	8	21	40	19	36	9	17	5	9	25	47	16	30	7	13	20	38	20	38	11	21	2	4	12	23	23	44	14	27	3	6
3	0	0	14	25	17	31	24	44	5	9	32	58	16	29	2	4	9	16	23	42	11	20	12	22	11	20	18	33	19	35	7	13
4	4	9	16	36	17	38	8	18	3	7	16	36	25	56	1	2	3	7	16	36	14	31	12	27	4	9	19	42	17	38	5	11
5	5	8	21	36	23	39	10	17	15	25	18	31	24	41	2	3	6	10	17	29	18	31	18	31	6	10	18	31	18	31	17	29
Total	38	13	92	31	95	32	72	24	67	23	105	35	97	33	28	9	87	29	91	31	66	22	53	18	86	29	96	32	79	27	35	12

* Less than 5 students tested

Source:TELPAS data file 10/5/18

Texas English Language Proficiency Assessment System (TELPAS)
2018 Assessment Report

Cornelius Elementary School

No Progress Data Available

TELPAS Composite Rating

Grade	Number of Students	Beginning		Intermediate		Advanced		Advanced High		Average Composite Score
	N	N	%	N	%	N	%	N	%	
K	60	32	53	19	32	7	12	2	3	1.7
1	77	3	4	33	43	23	30	18	23	2.6
2	74	3	4	36	49	33	45	2	3	2.4
3	55	1	2	21	38	16	29	17	31	2.8
4	56	2	4	18	32	26	46	10	18	2.8
5	51	2	4	10	20	25	49	14	27	3.0
Total	373	43	12	137	37	130	35	63	17	2.5

* Less than 5 students tested

TELPAS Individual Language Domains

	Listening								Speaking								Reading								Writing							
	Beginning		Intermediate		Advanced		Advanced High		Beginning		Intermediate		Advanced		Advanced High		Beginning		Intermediate		Advanced		Advanced High		Beginning		Intermediate		Advanced		Advanced High	
Grade	N	%	N	%	N	%	N	%	N	%	N	%	N	%	N	%	N	%	N	%	N	%	N	%	N	%	N	%	N	%	N	%
K	13	22	35	58	6	10	6	10	32	53	17	28	7	12	4	7	40	67	15	25	3	5	2	3	42	70	14	23	2	3	2	3
1	1	1	21	27	30	39	25	32	6	8	28	36	21	27	22	29	13	17	36	47	12	16	16	21	16	21	34	44	11	14	16	21
2	6	8	36	49	24	32	8	11	7	9	48	65	17	23	2	3	16	22	34	46	20	27	4	5	7	9	23	31	25	34	19	26
3	2	4	12	22	23	42	18	33	6	11	18	33	27	49	4	7	4	7	16	29	16	29	19	35	6	11	18	33	18	33	13	24
4	9	16	22	39	18	32	7	13	3	5	14	25	34	61	5	9	5	9	18	32	16	29	17	30	4	7	11	20	10	18	31	55
5	4	8	11	22	20	39	16	31	6	12	14	27	29	57	2	4	1	2	14	27	10	20	26	51	3	6	6	12	21	41	21	41
Total	35	9	137	37	121	32	80	21	60	16	139	37	135	36	39	10	79	21	133	36	77	21	84	23	78	21	106	28	87	23	102	27

* Less than 5 students tested

Source:TELPAS data file 10/5/18

Texas English Language Proficiency Assessment System (TELPAS)
2018 Assessment Report

Crespo Elementary School

No Progress Data Available

TELPAS Composite Rating

Grade	Number of Students	Beginning		Intermediate		Advanced		Advanced High		Average Composite Score
	N	N	%	N	%	N	%	N	%	
K	76	33	43	34	45	9	12	0	0	1.6
1	98	7	7	39	40	31	32	21	21	2.5
2	113	2	2	51	45	52	46	8	7	2.5
3	95	1	1	22	23	53	56	19	20	2.9
4	91	2	2	12	13	49	54	28	31	3.1
5	101	0	0	10	10	42	42	49	49	3.3
Total	574	45	8	168	29	236	41	125	22	2.7

* Less than 5 students tested

TELPAS Individual Language Domains

	Listening								Speaking								Reading								Writing							
	Beginning		Intermediate		Advanced		Advanced High		Beginning		Intermediate		Advanced		Advanced High		Beginning		Intermediate		Advanced		Advanced High		Beginning		Intermediate		Advanced		Advanced High	
Grade	N	%	N	%	N	%	N	%	N	%	N	%	N	%	N	%	N	%	N	%	N	%	N	%	N	%	N	%	N	%	N	%
K	21	28	43	57	10	13	2	3	37	49	30	39	7	9	2	3	37	49	35	46	4	5	0	0	52	68	21	28	3	4	0	0
1	5	5	40	41	34	35	19	19	13	13	33	34	38	39	14	14	21	21	30	31	28	29	19	19	17	17	43	44	22	22	16	16
2	8	7	57	50	38	33	11	10	2	2	53	46	47	41	12	11	20	18	54	47	28	25	12	11	8	7	45	39	34	30	27	24
3	2	2	13	14	40	42	40	42	6	6	39	41	45	47	5	5	8	8	34	36	23	24	30	32	6	6	11	12	40	42	38	40
4	5	5	27	29	43	47	17	18	4	4	20	22	55	60	13	14	5	5	17	18	39	42	31	34	3	3	7	8	30	33	52	57
5	1	1	22	22	40	40	38	38	2	2	21	21	59	58	19	19	2	2	14	14	24	24	61	60	2	2	9	9	23	23	67	66
Total	42	7	202	35	205	36	127	22	64	11	196	34	251	44	65	11	93	16	184	32	146	25	153	27	88	15	136	24	152	26	200	35

* Less than 5 students tested

Source:TELPAS data file 10/5/18

Texas English Language Proficiency Assessment System (TELPAS)
2018 Assessment Report

Crockett Elementary School

No Progress Data Available

TELPAS Composite Rating

Grade	Number of Students	Beginning		Intermediate		Advanced		Advanced High		Average Composite Score
	N	N	%	N	%	N	%	N	%	
K	19	19	100	0	0	0	0	0	0	1.0
1	28	26	93	2	7	0	0	0	0	1.1
2	28	0	0	10	36	16	57	2	7	2.7
3	25	0	0	9	36	7	28	9	36	3.0
4	38	0	0	6	16	20	53	12	32	3.1
5	13	0	0	1	8	7	54	5	38	3.2
Total	151	45	30	28	19	50	33	28	19	2.4

* Less than 5 students tested

TELPAS Individual Language Domains

	Listening								Speaking								Reading								Writing							
	Beginning		Intermediate		Advanced		Advanced High		Beginning		Intermediate		Advanced		Advanced High		Beginning		Intermediate		Advanced		Advanced High		Beginning		Intermediate		Advanced		Advanced High	
Grade	N	%	N	%	N	%	N	%	N	%	N	%	N	%	N	%	N	%	N	%	N	%	N	%	N	%	N	%	N	%	N	%
K	19	100	0	0	0	0	0	0	19	100	0	0	0	0	0	0	19	100	0	0	0	0	0	0	19	100	0	0	0	0	0	0
1	26	93	2	7	0	0	0	0	26	93	2	7	0	0	0	0	26	93	2	7	0	0	0	0	27	96	1	4	0	0	0	0
2	1	4	7	25	8	29	12	43	0	0	7	25	18	64	3	11	5	18	9	32	7	25	7	25	2	7	22	79	2	7	2	7
3	0	0	0	0	10	40	15	60	0	0	5	20	18	72	2	8	5	20	8	32	5	20	7	28	3	12	7	28	10	40	5	20
4	2	5	11	29	19	50	6	16	1	3	3	8	24	63	10	26	1	3	12	32	16	42	9	24	0	0	6	16	7	18	25	66
5	0	0	4	31	6	46	3	23	0	0	1	8	9	69	3	23	0	0	3	23	5	38	5	38	1	8	0	0	2	15	10	77
Total	48	32	24	16	43	28	36	24	46	30	18	12	69	46	18	12	56	37	34	23	33	22	28	19	52	34	36	24	21	14	42	28

* Less than 5 students tested

Source:TELPAS data file 10/5/18

Texas English Language Proficiency Assessment System (TELPAS)
2018 Assessment Report

Cunningham Elementary School

No Progress Data Available

TELPAS Composite Rating

Grade	Number of Students	Beginning		Intermediate		Advanced		Advanced High		Average Composite Score
	N	N	%	N	%	N	%	N	%	
K	69	53	77	12	17	4	6	0	0	1.3
1	75	28	37	13	17	18	24	16	21	2.2
2	84	2	2	46	55	29	35	7	8	2.5
3	82	3	4	24	29	27	33	28	34	2.9
4	70	1	1	23	33	39	56	7	10	2.7
5	65	0	0	13	20	42	65	10	15	2.9
Total	445	87	20	131	29	159	36	68	15	2.4

* Less than 5 students tested

TELPAS Individual Language Domains

	Listening								Speaking								Reading								Writing							
	Beginning		Intermediate		Advanced		Advanced High		Beginning		Intermediate		Advanced		Advanced High		Beginning		Intermediate		Advanced		Advanced High		Beginning		Intermediate		Advanced		Advanced High	
Grade	N	%	N	%	N	%	N	%	N	%	N	%	N	%	N	%	N	%	N	%	N	%	N	%	N	%	N	%	N	%	N	%
K	53	77	9	13	6	9	1	1	53	77	12	17	4	6	0	0	56	81	9	13	4	6	0	0	60	87	5	7	4	6	0	0
1	25	33	13	17	21	28	16	21	28	37	12	16	19	25	16	21	30	40	12	16	19	25	14	19	30	40	20	27	19	25	6	8
2	10	12	33	39	26	31	15	18	4	5	37	44	38	45	5	6	12	14	43	51	19	23	10	12	14	17	34	40	29	35	7	8
3	4	5	16	20	25	30	37	45	6	7	23	28	44	54	9	11	8	10	28	34	18	22	28	34	10	12	19	23	23	28	30	37
4	5	7	32	46	26	37	7	10	2	3	13	19	47	67	8	11	5	7	25	36	25	36	15	21	6	9	30	43	25	36	9	13
5	5	8	19	29	29	45	12	18	0	0	18	28	37	57	10	15	8	12	12	18	28	43	17	26	1	2	16	25	33	51	15	23
Total	102	23	122	27	133	30	88	20	93	21	115	26	189	42	48	11	119	27	129	29	113	25	84	19	121	27	124	28	133	30	67	15

* Less than 5 students tested

Source:TELPAS data file 10/5/18

Texas English Language Proficiency Assessment System (TELPAS)
2018 Assessment Report

Daily Elementary School

No Progress Data Available

TELPAS Composite Rating

Grade	Number of Students	Beginning		Intermediate		Advanced		Advanced High		Average Composite Score
	N	N	%	N	%	N	%	N	%	
K	61	13	21	22	36	9	15	17	28	2.4
1	60	10	17	12	20	28	47	10	17	2.6
2	52	0	0	15	29	29	56	8	15	2.8
3	29	4	14	9	31	14	48	2	7	2.5
4	29	1	3	10	34	15	52	3	10	2.8
5	20	1	5	5	25	11	55	3	15	2.7
Total	251	29	12	73	29	106	42	43	17	2.6

* Less than 5 students tested

TELPAS Individual Language Domains

	Listening								Speaking								Reading								Writing							
	Beginning		Intermediate		Advanced		Advanced High		Beginning		Intermediate		Advanced		Advanced High		Beginning		Intermediate		Advanced		Advanced High		Beginning		Intermediate		Advanced		Advanced High	
Grade	N	%	N	%	N	%	N	%	N	%	N	%	N	%	N	%	N	%	N	%	N	%	N	%	N	%	N	%	N	%	N	%
K	11	18	24	39	12	20	14	23	15	25	21	34	10	16	15	25	18	30	18	30	8	13	17	28	19	31	18	30	8	13	16	26
1	10	17	8	13	33	55	9	15	7	12	13	22	31	52	9	15	12	20	14	23	26	43	8	13	14	23	20	33	21	35	5	8
2	2	4	15	28	23	43	13	25	1	2	25	47	23	43	4	8	9	17	9	17	18	34	17	32	1	2	19	37	17	33	15	29
3	3	10	5	16	14	45	9	29	7	23	12	39	11	35	1	3	7	23	11	35	8	26	5	16	5	17	11	38	8	28	5	17
4	5	17	11	37	12	40	2	7	3	10	13	43	12	40	2	7	3	10	11	37	11	37	5	17	1	3	5	17	4	14	19	66
5	4	19	5	24	7	33	5	24	0	0	6	29	14	67	1	5	2	9	6	27	6	27	8	36	3	14	5	24	9	43	4	19
Total	35	14	68	27	101	39	52	20	33	13	90	35	101	39	32	13	51	20	69	27	77	30	60	23	43	17	78	31	67	27	64	25

* Less than 5 students tested

Source:TELPAS data file 10/5/18

Texas English Language Proficiency Assessment System (TELPAS)
2018 Assessment Report

Dávila Elementary School

No Progress Data Available

TELPAS Composite Rating

Grade	Number of Students	Beginning		Intermediate		Advanced		Advanced High		Average Composite Score
	N	N	%	N	%	N	%	N	%	
K	28	5	18	9	32	9	32	5	18	2.5
1	20	1	5	10	50	4	20	5	25	2.5
2	30	1	3	13	43	13	43	3	10	2.6
3	34	2	6	17	50	12	35	3	9	2.5
4	39	1	3	15	38	19	49	4	10	2.6
5	23	0	0	5	22	11	48	7	30	3.0
Total	174	10	6	69	40	68	39	27	16	2.6

* Less than 5 students tested

TELPAS Individual Language Domains

	Listening								Speaking								Reading								Writing							
	Beginning		Intermediate		Advanced		Advanced High		Beginning		Intermediate		Advanced		Advanced High		Beginning		Intermediate		Advanced		Advanced High		Beginning		Intermediate		Advanced		Advanced High	
Grade	N	%	N	%	N	%	N	%	N	%	N	%	N	%	N	%	N	%	N	%	N	%	N	%	N	%	N	%	N	%	N	%
K	4	14	3	11	8	29	13	46	8	29	3	11	9	32	8	29	9	36	6	24	8	32	2	8	9	36	4	16	7	28	5	20
1	0	0	8	40	4	20	8	40	2	10	9	45	5	25	4	20	5	25	6	30	5	25	4	20	9	45	5	25	4	20	2	10
2	1	3	12	40	10	33	7	23	3	10	14	47	11	37	2	7	2	7	14	48	9	31	4	14	3	10	10	34	12	41	4	14
3	2	6	12	35	10	29	10	29	6	18	16	47	10	29	2	6	5	16	16	50	9	28	2	6	7	22	8	25	10	31	7	22
4	7	18	17	44	14	36	1	3	3	8	7	18	24	62	5	13	8	21	19	50	7	18	4	11	0	0	12	32	8	21	18	47
5	1	4	6	26	10	43	6	26	0	0	5	22	14	61	4	17	2	9	5	23	9	41	6	27	1	5	2	9	5	23	14	64
Total	15	9	58	33	56	32	45	26	22	13	54	31	73	42	25	14	31	19	66	40	47	28	22	13	29	17	41	25	46	28	50	30

* Less than 5 students tested

Source:TELPAS data file 10/5/18

Texas English Language Proficiency Assessment System (TELPAS)
2018 Assessment Report

De Chaumes Elementary School

No Progress Data Available

TELPAS Composite Rating

Grade	Number of Students	Beginning		Intermediate		Advanced		Advanced High		Average Composite Score
	N	N	%	N	%	N	%	N	%	
K	69	44	64	22	32	3	4	0	0	1.3
1	64	50	78	12	19	1	2	1	2	1.3
2	71	2	3	42	59	25	35	2	3	2.3
3	82	0	0	21	26	49	60	12	15	2.8
4	67	1	1	14	21	37	55	15	22	2.9
5	88	2	2	10	11	41	47	35	40	3.1
Total	441	99	22	121	27	156	35	65	15	2.3

* Less than 5 students tested

TELPAS Individual Language Domains

	Listening								Speaking								Reading								Writing							
	Beginning		Intermediate		Advanced		Advanced High		Beginning		Intermediate		Advanced		Advanced High		Beginning		Intermediate		Advanced		Advanced High		Beginning		Intermediate		Advanced		Advanced High	
Grade	N	%	N	%	N	%	N	%	N	%	N	%	N	%	N	%	N	%	N	%	N	%	N	%	N	%	N	%	N	%	N	%
K	43	62	21	30	5	7	0	0	44	64	19	28	6	9	0	0	61	88	5	7	3	4	0	0	64	93	2	3	3	4	0	0
1	50	78	12	19	1	2	1	2	50	78	12	19	1	2	1	2	51	80	11	17	1	2	1	2	51	78	12	18	1	2	1	2
2	5	7	31	44	21	30	14	20	2	3	39	55	24	34	6	8	14	20	30	43	19	27	7	10	17	24	45	63	7	10	2	3
3	2	2	13	16	37	45	30	37	1	1	26	32	44	54	11	13	10	12	37	45	19	23	16	20	7	9	22	27	45	55	8	10
4	4	6	22	33	26	39	15	22	1	1	15	22	43	64	8	12	4	6	22	33	20	30	21	31	3	4	11	16	34	51	19	28
5	5	6	17	19	39	44	27	31	4	5	24	27	53	60	7	8	4	5	18	21	23	26	42	48	2	2	4	5	28	32	54	61
Total	109	25	116	26	129	29	87	20	102	23	135	31	171	39	33	7	144	33	123	28	85	19	87	20	144	33	96	22	118	27	84	19

* Less than 5 students tested

Source:TELPAS data file 10/5/18

Texas English Language Proficiency Assessment System (TELPAS)
2018 Assessment Report

DeAnda Elementary School

No Progress Data Available

TELPAS Composite Rating

Grade	Number of Students	Beginning		Intermediate		Advanced		Advanced High		Average Composite Score
	N	N	%	N	%	N	%	N	%	
K	66	50	76	16	24	0	0	0	0	1.2
1	87	24	28	38	44	21	24	4	5	2.0
2	66	2	3	11	17	32	48	21	32	3.0
3	65	0	0	11	17	30	46	24	37	3.2
4	80	2	3	14	18	38	48	26	33	3.1
5	48	0	0	6	13	22	46	20	42	3.1
Total	412	78	19	96	23	143	35	95	23	2.5

* Less than 5 students tested

TELPAS Individual Language Domains

	Listening								Speaking								Reading								Writing							
	Beginning		Intermediate		Advanced		Advanced High		Beginning		Intermediate		Advanced		Advanced High		Beginning		Intermediate		Advanced		Advanced High		Beginning		Intermediate		Advanced		Advanced High	
Grade	N	%	N	%	N	%	N	%	N	%	N	%	N	%	N	%	N	%	N	%	N	%	N	%	N	%	N	%	N	%	N	%
K	46	70	20	30	0	0	0	0	50	76	16	24	0	0	0	0	62	94	4	6	0	0	0	0	63	95	3	5	0	0	0	0
1	22	25	43	49	18	21	4	5	28	32	40	46	16	18	3	3	33	38	26	30	20	23	8	9	29	33	37	43	17	20	4	5
2	2	3	15	23	27	41	22	33	2	3	17	26	32	48	15	23	5	8	22	33	21	32	18	27	7	11	12	18	23	35	24	36
3	1	2	6	9	20	31	38	58	1	2	11	17	32	49	21	32	4	6	12	18	21	32	29	44	3	5	17	26	33	50	13	20
4	5	6	24	30	35	44	16	20	2	3	9	11	50	63	19	24	4	5	18	23	31	39	27	34	5	6	11	14	21	26	43	54
5	2	4	10	21	21	44	15	31	2	4	7	15	26	54	13	27	2	4	15	31	13	27	18	38	3	6	5	10	18	38	22	46
Total	78	19	118	29	121	29	95	23	85	21	100	24	156	38	71	17	110	27	97	23	106	26	100	24	110	27	85	21	112	27	106	26

* Less than 5 students tested

Source:TELPAS data file 10/5/18

Texas English Language Proficiency Assessment System (TELPAS)
2018 Assessment Report

De Zavala Elementary School

No Progress Data Available

TELPAS Composite Rating

Grade	Number of Students	Beginning		Intermediate		Advanced		Advanced High		Average Composite Score
	N	N	%	N	%	N	%	N	%	
K	41	36	88	5	12	0	0	0	0	1.1
1	46	0	0	18	39	24	52	4	9	2.6
2	45	1	2	14	31	25	56	5	11	2.6
3	39	0	0	6	15	13	33	20	51	3.4
4	55	0	0	3	5	27	49	25	45	3.3
5	48	3	6	4	8	17	35	24	50	3.2
Total	274	40	15	50	18	106	39	78	28	2.7

* Less than 5 students tested

TELPAS Individual Language Domains

	Listening								Speaking								Reading								Writing							
	Beginning		Intermediate		Advanced		Advanced High		Beginning		Intermediate		Advanced		Advanced High		Beginning		Intermediate		Advanced		Advanced High		Beginning		Intermediate		Advanced		Advanced High	
Grade	N	%	N	%	N	%	N	%	N	%	N	%	N	%	N	%	N	%	N	%	N	%	N	%	N	%	N	%	N	%	N	%
K	36	88	5	12	0	0	0	0	36	88	5	12	0	0	0	0	36	88	5	12	0	0	0	0	36	88	5	12	0	0	0	0
1	0	0	15	33	27	59	4	9	0	0	21	46	21	46	4	9	1	2	17	37	25	54	3	7	4	9	20	43	20	43	2	4
2	1	2	15	33	22	49	7	16	0	0	12	27	24	53	9	20	7	16	21	47	14	31	3	7	7	16	16	36	15	33	7	16
3	0	0	3	8	10	26	26	67	3	8	8	21	17	44	11	28	0	0	8	21	11	28	20	51	2	5	3	8	1	3	33	85
4	2	4	9	16	27	49	17	31	0	0	6	11	32	58	17	31	0	0	13	24	15	27	27	49	1	2	3	5	17	31	34	62
5	4	8	4	8	20	42	20	42	4	8	4	8	22	46	18	38	2	4	9	19	12	25	25	52	3	6	7	15	18	38	20	42
Total	43	16	51	19	106	39	74	27	43	16	56	20	116	42	59	22	46	17	73	27	77	28	78	28	53	19	54	20	71	26	96	35

* Less than 5 students tested

Source:TELPAS data file 10/5/18

Texas English Language Proficiency Assessment System (TELPAS)
2018 Assessment Report

Dogan Elementary School

No Progress Data Available

TELPAS Composite Rating

Grade	Number of Students	Beginning		Intermediate		Advanced		Advanced High		Average Composite Score
	N	N	%	N	%	N	%	N	%	
K	37	8	22	11	30	13	35	5	14	2.4
1	31	1	3	13	42	6	19	11	35	2.8
2	33	9	27	20	61	3	9	1	3	1.9
3	33	1	3	19	58	10	30	3	9	2.6
4	49	4	8	23	47	17	35	5	10	2.4
5	30	2	7	16	53	10	33	2	7	2.5
Total	213	25	12	102	48	59	28	27	13	2.4

* Less than 5 students tested

TELPAS Individual Language Domains

	Listening								Speaking								Reading								Writing							
	Beginning		Intermediate		Advanced		Advanced High		Beginning		Intermediate		Advanced		Advanced High		Beginning		Intermediate		Advanced		Advanced High		Beginning		Intermediate		Advanced		Advanced High	
Grade	N	%	N	%	N	%	N	%	N	%	N	%	N	%	N	%	N	%	N	%	N	%	N	%	N	%	N	%	N	%	N	%
K	8	22	8	22	15	41	6	16	9	24	9	24	14	38	5	14	12	32	9	24	10	27	6	16	12	32	8	22	11	30	6	16
1	0	0	11	35	7	23	13	42	4	13	12	39	6	19	9	29	1	3	13	42	5	16	12	39	9	29	7	23	8	26	7	23
2	6	18	20	61	6	18	1	3	23	70	7	21	2	6	1	3	16	48	13	39	2	6	2	6	11	33	10	30	6	18	6	18
3	1	3	11	33	12	36	9	27	14	42	10	30	7	21	2	6	4	12	13	39	9	27	7	21	2	6	9	27	17	52	5	15
4	5	10	25	51	15	31	4	8	6	12	16	33	26	53	1	2	12	24	18	36	12	24	8	16	10	20	17	34	10	20	13	26
5	9	30	11	37	8	27	2	7	11	37	11	37	8	27	0	0	5	17	9	30	11	37	5	17	3	10	5	17	3	10	19	63
Total	29	14	86	40	63	30	35	16	67	31	65	31	63	30	18	8	50	23	75	35	49	23	40	19	47	22	56	26	55	26	56	26

* Less than 5 students tested

Source:TELPAS data file 10/5/18

Texas English Language Proficiency Assessment System (TELPAS)
2018 Assessment Report

Durham Elementary School

No Progress Data Available

TELPAS Composite Rating

Grade	Number of Students	Beginning		Intermediate		Advanced		Advanced High		Average Composite Score
	N	N	%	N	%	N	%	N	%	
K	30	15	50	11	37	2	7	2	7	1.7
1	26	2	8	11	42	8	31	5	19	2.5
2	24	0	0	11	46	12	50	1	4	2.6
3	29	0	0	8	28	18	62	3	10	2.7
4	25	1	4	10	40	9	36	5	20	2.6
5	23	1	4	4	17	15	65	3	13	2.8
Total	157	19	12	55	35	64	41	19	12	2.5

* Less than 5 students tested

TELPAS Individual Language Domains

	Listening								Speaking								Reading								Writing							
	Beginning		Intermediate		Advanced		Advanced High		Beginning		Intermediate		Advanced		Advanced High		Beginning		Intermediate		Advanced		Advanced High		Beginning		Intermediate		Advanced		Advanced High	
Grade	N	%	N	%	N	%	N	%	N	%	N	%	N	%	N	%	N	%	N	%	N	%	N	%	N	%	N	%	N	%	N	%
K	15	50	6	20	4	13	5	17	15	50	6	20	5	17	4	13	22	73	4	13	3	10	1	3	24	80	2	7	3	10	1	3
1	2	8	7	27	10	38	7	27	2	8	12	46	7	27	5	19	7	27	8	31	6	23	5	19	8	31	10	38	3	12	5	19
2	0	0	8	33	7	29	9	38	1	4	16	67	5	21	2	8	4	16	8	32	10	40	3	12	6	24	8	32	8	32	3	12
3	0	0	2	7	14	48	13	45	3	10	16	55	9	31	1	3	4	14	8	28	11	38	6	21	3	10	13	45	7	24	6	21
4	2	8	10	40	9	36	4	16	1	4	10	40	11	44	3	12	3	12	8	31	7	27	8	31	2	8	13	50	8	31	3	12
5	2	9	10	43	9	39	2	9	2	9	5	22	15	65	1	4	0	0	6	26	12	52	5	22	3	13	1	4	11	48	8	35
Total	21	13	43	27	53	34	40	25	24	15	65	41	52	33	16	10	40	25	42	26	49	31	28	18	46	29	47	30	40	25	26	16

* Less than 5 students tested

Source:TELPAS data file 10/5/18

Texas English Language Proficiency Assessment System (TELPAS)
2018 Assessment Report

Durkee Elementary School

No Progress Data Available

TELPAS Composite Rating

Grade	Number of Students	Beginning		Intermediate		Advanced		Advanced High		Average Composite Score
	N	N	%	N	%	N	%	N	%	
K	49	44	90	3	6	1	2	1	2	1.1
1	45	5	11	16	36	13	29	11	24	2.6
2	66	2	3	24	36	32	48	8	12	2.6
3	54	0	0	16	30	19	35	19	35	3.0
4	62	3	5	18	29	31	50	10	16	2.7
5	55	1	2	20	36	15	27	19	35	2.8
Total	331	55	17	97	29	111	34	68	21	2.5

* Less than 5 students tested

TELPAS Individual Language Domains

	Listening								Speaking								Reading								Writing							
	Beginning		Intermediate		Advanced		Advanced High		Beginning		Intermediate		Advanced		Advanced High		Beginning		Intermediate		Advanced		Advanced High		Beginning		Intermediate		Advanced		Advanced High	
Grade	N	%	N	%	N	%	N	%	N	%	N	%	N	%	N	%	N	%	N	%	N	%	N	%	N	%	N	%	N	%	N	%
K	44	90	3	6	1	2	1	2	40	82	7	14	2	4	0	0	47	96	1	2	0	0	1	2	47	96	1	2	0	0	1	2
1	3	7	7	16	10	22	25	56	5	11	10	22	18	40	12	27	14	31	13	29	12	27	6	13	15	33	15	33	8	18	7	16
2	2	3	14	21	32	48	18	27	2	3	20	30	31	47	13	20	11	17	28	42	18	27	9	14	14	21	30	45	11	17	11	17
3	0	0	9	17	17	31	28	52	0	0	13	24	21	39	20	37	5	9	14	26	23	43	12	22	7	13	20	37	10	19	17	31
4	3	5	22	35	27	44	10	16	3	5	12	19	41	66	6	10	4	6	26	42	15	24	17	27	11	18	19	31	19	31	13	21
5	6	11	12	22	17	31	20	36	6	11	16	29	27	49	6	11	3	5	21	38	11	20	20	36	7	13	12	22	22	40	14	25
Total	58	18	67	20	104	31	102	31	56	17	78	24	140	42	57	17	84	25	103	31	79	24	65	20	101	31	97	29	70	21	63	19

* Less than 5 students tested

Source:TELPAS data file 10/5/18

Texas English Language Proficiency Assessment System (TELPAS)
2018 Assessment Report

Eliot Elementary School

No Progress Data Available

TELPAS Composite Rating

Grade	Number of Students	Beginning		Intermediate		Advanced		Advanced High		Average Composite Score
	N	N	%	N	%	N	%	N	%	
K	46	26	57	18	39	0	0	2	4	1.4
1	45	5	11	28	62	8	18	4	9	2.2
2	48	0	0	24	50	22	46	2	4	2.5
3	46	0	0	14	30	24	52	8	17	2.8
4	47	0	0	6	13	28	60	13	28	3.0
5	28	0	0	5	18	14	50	9	32	3.1
Total	260	31	12	95	37	96	37	38	15	2.5

* Less than 5 students tested

TELPAS Individual Language Domains

	Listening								Speaking								Reading								Writing							
	Beginning		Intermediate		Advanced		Advanced High		Beginning		Intermediate		Advanced		Advanced High		Beginning		Intermediate		Advanced		Advanced High		Beginning		Intermediate		Advanced		Advanced High	
Grade	N	%	N	%	N	%	N	%	N	%	N	%	N	%	N	%	N	%	N	%	N	%	N	%	N	%	N	%	N	%	N	%
K	23	50	18	39	3	7	2	4	26	57	16	35	2	4	2	4	42	91	2	4	0	0	2	4	43	93	1	2	0	0	2	4
1	3	7	26	58	12	27	4	9	8	18	25	56	8	18	4	9	9	20	29	66	2	5	4	9	9	20	30	67	2	4	4	9
2	3	6	19	40	22	46	4	8	0	0	24	50	22	46	2	4	12	26	15	32	16	34	4	9	3	6	18	38	24	50	3	6
3	1	2	9	20	15	33	21	46	0	0	18	39	21	46	7	15	7	16	17	39	14	32	6	14	5	11	14	31	13	29	13	29
4	1	2	11	23	25	52	11	23	0	0	11	23	32	67	5	10	3	6	7	15	24	51	13	28	3	7	4	9	18	39	21	46
5	1	4	6	21	11	39	10	36	0	0	5	18	19	68	4	14	0	0	4	14	15	54	9	32	1	4	8	29	8	29	11	39
Total	32	12	89	34	88	34	52	20	34	13	99	38	104	40	24	9	73	29	74	29	71	28	38	15	64	25	75	29	65	25	54	21

* Less than 5 students tested

Source:TELPAS data file 10/5/18

Texas English Language Proficiency Assessment System (TELPAS)
2018 Assessment Report

Elmore Elementary School

No Progress Data Available

TELPAS Composite Rating

Grade	Number of Students	Beginning		Intermediate		Advanced		Advanced High		Average Composite Score
	N	N	%	N	%	N	%	N	%	
K	31	22	71	7	23	1	3	1	3	1.3
1	43	10	23	21	49	5	12	7	16	2.2
2	38	1	3	27	71	9	24	1	3	2.2
3	38	0	0	11	29	22	58	5	13	2.9
4	24	2	8	8	33	11	46	3	13	2.6
5	42	0	0	10	24	19	45	13	31	3.1
Total	216	35	16	84	39	67	31	30	14	2.4

* Less than 5 students tested

TELPAS Individual Language Domains

	Listening								Speaking								Reading								Writing							
	Beginning		Intermediate		Advanced		Advanced High		Beginning		Intermediate		Advanced		Advanced High		Beginning		Intermediate		Advanced		Advanced High		Beginning		Intermediate		Advanced		Advanced High	
Grade	N	%	N	%	N	%	N	%	N	%	N	%	N	%	N	%	N	%	N	%	N	%	N	%	N	%	N	%	N	%	N	%
K	22	71	7	23	0	0	2	6	22	71	7	23	0	0	2	6	27	87	3	10	0	0	1	3	28	90	2	6	0	0	1	3
1	10	23	9	21	9	21	15	35	11	26	14	33	7	16	11	26	24	56	8	19	4	9	7	16	25	58	10	23	2	5	6	14
2	2	5	16	42	12	32	8	21	3	8	21	55	11	29	3	8	10	26	22	58	5	13	1	3	10	26	22	58	5	13	1	3
3	0	0	7	18	10	26	21	55	5	13	9	24	19	50	5	13	4	11	13	34	11	29	10	26	2	5	13	34	15	39	8	21
4	5	19	10	38	9	35	2	8	3	12	9	35	12	46	2	8	3	12	10	38	8	31	5	19	4	17	8	33	4	17	8	33
5	1	2	10	24	19	45	12	29	4	10	11	26	23	55	4	10	0	0	9	21	15	36	18	43	2	5	8	19	10	24	22	52
Total	40	18	59	27	59	27	60	28	48	22	71	33	72	33	27	12	68	31	65	30	43	20	42	19	71	33	63	29	36	17	46	21

* Less than 5 students tested

Source:TELPAS data file 10/5/18

Texas English Language Proficiency Assessment System (TELPAS)
2018 Assessment Report

Elrod Elementary School

No Progress Data Available

TELPAS Composite Rating

Grade	Number of Students	Beginning		Intermediate		Advanced		Advanced High		Average Composite Score
	N	N	%	N	%	N	%	N	%	
K	80	12	15	42	53	21	26	5	6	2.2
1	91	22	24	28	31	20	22	21	23	2.4
2	83	2	2	35	42	37	45	9	11	2.6
3	67	1	1	22	33	30	45	14	21	2.8
4	73	1	1	21	29	46	63	5	7	2.7
5	59	2	3	8	14	26	44	23	39	3.0
Total	453	40	9	156	34	180	40	77	17	2.6

* Less than 5 students tested

TELPAS Individual Language Domains

	Listening								Speaking								Reading								Writing							
	Beginning		Intermediate		Advanced		Advanced High		Beginning		Intermediate		Advanced		Advanced High		Beginning		Intermediate		Advanced		Advanced High		Beginning		Intermediate		Advanced		Advanced High	
Grade	N	%	N	%	N	%	N	%	N	%	N	%	N	%	N	%	N	%	N	%	N	%	N	%	N	%	N	%	N	%	N	%
K	13	16	34	43	25	31	8	10	12	15	36	45	23	29	9	11	40	50	19	24	15	19	6	8	20	25	45	56	10	13	5	6
1	15	16	27	30	19	21	30	33	21	23	28	31	25	27	17	19	36	40	19	21	20	22	16	18	40	44	17	19	17	19	17	19
2	2	2	36	43	29	35	16	19	2	2	20	24	46	55	15	18	19	23	34	41	20	24	10	12	15	18	30	36	27	33	11	13
3	2	3	15	22	26	39	24	36	1	1	20	30	35	52	11	16	6	9	22	33	23	34	16	24	12	18	28	42	19	28	8	12
4	5	7	41	56	24	33	3	4	1	1	13	18	48	66	11	15	3	4	38	51	25	34	8	11	2	3	20	28	25	35	25	35
5	5	8	19	32	21	36	14	24	2	3	12	20	25	42	20	34	4	7	12	20	20	34	23	39	4	7	8	14	17	29	30	51
Total	42	9	172	38	144	32	95	21	39	9	129	28	202	45	83	18	108	24	144	32	123	27	79	17	93	21	148	33	115	25	96	21

* Less than 5 students tested

Source:TELPAS data file 10/5/18

Texas English Language Proficiency Assessment System (TELPAS)
2018 Assessment Report

Emerson Elementary School

No Progress Data Available

TELPAS Composite Rating

Grade	Number of Students	Beginning		Intermediate		Advanced		Advanced High		Average Composite Score
	N	N	%	N	%	N	%	N	%	
K	100	66	66	26	26	6	6	2	2	1.4
1	109	20	18	37	34	40	37	12	11	2.3
2	109	4	4	54	50	39	36	12	11	2.4
3	92	2	2	32	35	38	41	20	22	2.8
4	87	9	10	26	30	39	45	13	15	2.6
5	73	6	8	12	16	36	49	19	26	2.9
Total	570	107	19	187	33	198	35	78	14	2.4

* Less than 5 students tested

TELPAS Individual Language Domains

	Listening								Speaking								Reading								Writing							
	Beginning		Intermediate		Advanced		Advanced High		Beginning		Intermediate		Advanced		Advanced High		Beginning		Intermediate		Advanced		Advanced High		Beginning		Intermediate		Advanced		Advanced High	
Grade	N	%	N	%	N	%	N	%	N	%	N	%	N	%	N	%	N	%	N	%	N	%	N	%	N	%	N	%	N	%	N	%
K	58	58	25	25	14	14	3	3	67	67	23	23	9	9	1	1	75	75	18	18	5	5	2	2	77	77	17	17	6	6	0	0
1	17	16	32	29	46	42	14	13	21	19	39	36	41	38	8	7	28	26	32	29	34	31	15	14	31	28	36	33	39	36	3	3
2	4	4	42	38	48	43	17	15	4	4	54	49	45	41	8	7	29	26	40	36	30	27	11	10	28	25	37	34	35	32	10	9
3	4	4	21	22	44	47	25	27	2	2	33	35	46	49	13	14	13	14	35	37	24	26	22	23	9	10	43	47	20	22	20	22
4	16	18	29	33	32	36	12	13	7	8	29	33	46	52	7	8	11	12	29	33	29	33	20	22	15	17	27	31	20	23	25	29
5	11	14	15	20	33	43	17	22	6	8	22	29	39	51	9	12	5	7	23	30	21	28	27	36	9	12	10	14	23	32	31	42
Total	110	19	164	28	217	37	88	15	107	18	200	35	226	39	46	8	161	28	177	31	143	25	97	17	169	30	170	30	143	25	89	16

* Less than 5 students tested

Source:TELPAS data file 10/5/18

Texas English Language Proficiency Assessment System (TELPAS)
2018 Assessment Report

Energized for Excellence Academy Elementary School

No Progress Data Available

TELPAS Composite Rating

Grade	Number of Students	Beginning		Intermediate		Advanced		Advanced High		Average Composite Score
	N	N	%	N	%	N	%	N	%	
K	250	112	45	107	43	31	12	0	0	1.5
1	267	70	26	110	41	70	26	17	6	2.0
2	280	25	9	156	56	86	31	13	5	2.2
3	251	5	2	111	44	91	36	44	18	2.7
4	241	10	4	80	33	110	46	41	17	2.6
5	247	1	0	93	38	118	48	35	14	2.7
Total	1,536	223	15	657	43	506	33	150	10	2.3

* Less than 5 students tested

TELPAS Individual Language Domains

	Listening								Speaking								Reading								Writing							
	Beginning		Intermediate		Advanced		Advanced High		Beginning		Intermediate		Advanced		Advanced High		Beginning		Intermediate		Advanced		Advanced High		Beginning		Intermediate		Advanced		Advanced High	
Grade	N	%	N	%	N	%	N	%	N	%	N	%	N	%	N	%	N	%	N	%	N	%	N	%	N	%	N	%	N	%	N	%
K	117	47	104	42	29	12	0	0	121	48	95	38	34	14	0	0	174	70	58	23	17	7	1	0	159	64	68	27	23	9	0	0
1	68	25	106	40	72	27	21	8	74	28	106	40	62	23	25	9	116	43	79	30	58	22	14	5	102	38	113	42	40	15	12	4
2	32	11	121	43	91	33	36	13	61	22	134	48	71	25	14	5	86	31	117	42	55	20	22	8	74	26	110	39	79	28	18	6
3	9	4	69	27	103	41	70	28	24	10	109	43	90	36	28	11	68	27	105	42	41	16	37	15	10	4	61	24	98	39	82	33
4	32	13	86	36	88	36	36	15	20	8	87	36	120	50	15	6	30	12	90	37	73	30	48	20	17	7	63	26	98	40	64	26
5	10	4	77	31	107	43	53	21	29	12	94	38	104	42	20	8	10	4	96	39	76	31	66	27	3	1	106	43	103	42	36	15
Total	268	17	563	37	490	32	216	14	329	21	625	41	481	31	102	7	484	31	545	35	320	21	188	12	365	24	521	34	441	29	212	14

* Less than 5 students tested

Source:TELPAS data file 10/5/18

Texas English Language Proficiency Assessment System (TELPAS)
2018 Assessment Report

Field Elementary School

No Progress Data Available

TELPAS Composite Rating

Grade	Number of Students	Beginning		Intermediate		Advanced		Advanced High		Average Composite Score
	N	N	%	N	%	N	%	N	%	
K	15	3	20	5	33	2	13	5	33	2.5
1	19	0	0	8	42	6	32	5	26	2.7
2	13	0	0	3	23	8	62	2	15	3.0
3	21	1	5	1	5	8	38	11	52	3.3
4	14	1	7	1	7	3	21	9	64	3.2
5	21	0	0	0	0	6	29	15	71	3.7
Total	103	5	5	18	17	33	32	47	46	3.1

* Less than 5 students tested

TELPAS Individual Language Domains

	Listening								Speaking								Reading								Writing							
	Beginning		Intermediate		Advanced		Advanced High		Beginning		Intermediate		Advanced		Advanced High		Beginning		Intermediate		Advanced		Advanced High		Beginning		Intermediate		Advanced		Advanced High	
Grade	N	%	N	%	N	%	N	%	N	%	N	%	N	%	N	%	N	%	N	%	N	%	N	%	N	%	N	%	N	%	N	%
K	2	13	6	40	2	13	5	33	3	20	5	33	2	13	5	33	5	33	4	27	1	7	5	33	7	47	2	13	1	7	5	33
1	0	0	2	11	9	47	8	42	1	5	5	26	7	37	6	32	3	16	9	47	3	16	4	21	7	37	5	26	3	16	4	21
2	0	0	2	15	7	54	4	31	0	0	6	46	6	46	1	8	0	0	4	29	6	43	4	29	1	7	3	21	3	21	7	50
3	1	5	1	5	3	14	16	76	2	10	2	10	13	62	4	19	0	0	4	21	3	16	12	63	0	0	3	16	4	21	12	63
4	0	0	3	21	6	43	5	36	1	7	2	14	6	43	5	36	1	8	1	8	4	31	7	54	2	15	1	8	1	8	9	69
5	0	0	4	19	2	10	15	71	0	0	1	5	10	48	10	48	0	0	0	0	3	14	18	86	0	0	1	5	2	10	18	86
Total	3	3	18	17	29	28	53	51	7	7	21	20	44	43	31	30	9	9	22	22	20	20	50	50	17	17	15	15	14	14	55	54

* Less than 5 students tested

Source:TELPAS data file 10/5/18

Texas English Language Proficiency Assessment System (TELPAS)
2018 Assessment Report

Foerster Elementary School

No Progress Data Available

TELPAS Composite Rating

Grade	Number of Students	Beginning		Intermediate		Advanced		Advanced High		Average Composite Score
	N	N	%	N	%	N	%	N	%	
K	38	25	66	10	26	2	5	1	3	1.5
1	42	28	67	9	21	5	12	0	0	1.4
2	37	4	11	19	51	10	27	4	11	2.3
3	37	1	3	18	49	15	41	3	8	2.5
4	41	1	2	20	49	14	34	6	15	2.5
5	34	0	0	15	44	18	53	1	3	2.5
Total	229	59	26	91	40	64	28	15	7	2.1

* Less than 5 students tested

TELPAS Individual Language Domains

	Listening								Speaking								Reading								Writing							
	Beginning		Intermediate		Advanced		Advanced High		Beginning		Intermediate		Advanced		Advanced High		Beginning		Intermediate		Advanced		Advanced High		Beginning		Intermediate		Advanced		Advanced High	
Grade	N	%	N	%	N	%	N	%	N	%	N	%	N	%	N	%	N	%	N	%	N	%	N	%	N	%	N	%	N	%	N	%
K	24	63	12	32	0	0	2	5	25	66	7	18	2	5	4	11	27	71	6	16	1	3	4	11	32	84	5	13	1	3	0	0
1	28	67	8	19	6	14	0	0	27	64	11	26	4	10	0	0	32	76	7	17	3	7	0	0	32	76	8	19	2	5	0	0
2	7	19	11	30	12	32	7	19	5	14	15	41	17	46	0	0	8	22	16	43	8	22	5	14	16	43	10	27	5	14	6	16
3	1	3	12	32	15	41	9	24	4	11	13	35	15	41	5	14	9	25	17	47	8	22	2	6	6	16	17	46	8	22	6	16
4	4	10	17	41	17	41	3	7	3	7	11	27	22	54	5	12	6	15	18	44	12	29	5	12	12	29	10	24	6	15	13	32
5	2	6	11	32	17	50	4	12	5	15	9	26	18	53	2	6	1	3	14	41	14	41	5	15	7	21	15	44	9	26	3	9
Total	66	29	71	31	67	29	25	11	69	30	66	29	78	34	16	7	83	36	78	34	46	20	21	9	105	46	65	28	31	14	28	12

* Less than 5 students tested

Source:TELPAS data file 10/5/18

Texas English Language Proficiency Assessment System (TELPAS)
2018 Assessment Report

Fondren Elementary School

No Progress Data Available

TELPAS Composite Rating

Grade	Number of Students	Beginning		Intermediate		Advanced		Advanced High		Average Composite Score
	N	N	%	N	%	N	%	N	%	
K	20	20	100	0	0	0	0	0	0	1.0
1	15	2	13	9	60	4	27	0	0	2.0
2	26	4	15	12	46	9	35	1	4	2.3
3	24	0	0	8	33	12	50	4	17	2.8
4	25	2	8	13	52	9	36	1	4	2.5
5	28	1	4	11	39	13	46	3	11	2.6
Total	138	29	21	53	38	47	34	9	7	2.3

* Less than 5 students tested

TELPAS Individual Language Domains

	Listening								Speaking								Reading								Writing							
	Beginning		Intermediate		Advanced		Advanced High		Beginning		Intermediate		Advanced		Advanced High		Beginning		Intermediate		Advanced		Advanced High		Beginning		Intermediate		Advanced		Advanced High	
Grade	N	%	N	%	N	%	N	%	N	%	N	%	N	%	N	%	N	%	N	%	N	%	N	%	N	%	N	%	N	%	N	%
K	20	100	0	0	0	0	0	0	20	100	0	0	0	0	0	0	20	100	0	0	0	0	0	0	20	100	0	0	0	0	0	0
1	1	7	9	60	5	33	0	0	2	13	9	60	4	27	0	0	5	33	9	60	1	7	0	0	4	27	11	73	0	0	0	0
2	3	12	10	38	11	42	2	8	2	8	15	58	9	35	0	0	7	27	13	50	4	15	2	8	7	27	9	35	9	35	1	4
3	1	4	6	25	11	46	6	25	0	0	14	58	9	38	1	4	3	13	6	25	8	33	7	29	1	4	6	25	7	29	10	42
4	5	20	11	44	7	28	2	8	4	16	9	36	12	48	0	0	4	16	17	68	2	8	2	8	1	4	6	24	7	28	11	44
5	5	18	8	29	12	43	3	11	1	4	13	46	10	36	4	14	4	14	14	48	10	34	1	3	1	4	6	21	10	36	11	39
Total	35	25	44	32	46	33	13	9	29	21	60	43	44	32	5	4	43	31	59	42	25	18	12	9	34	25	38	28	33	24	33	24

* Less than 5 students tested

Source:TELPAS data file 10/5/18

Texas English Language Proficiency Assessment System (TELPAS)
2018 Assessment Report

Foster Elementary School

No Progress Data Available

TELPAS Composite Rating

Grade	Number of Students	Beginning		Intermediate		Advanced		Advanced High		Average Composite Score
	N	N	%	N	%	N	%	N	%	
K	3	*	*	*	*	*	*	*	*	*
1	2	*	*	*	*	*	*	*	*	*
2	1	*	*	*	*	*	*	*	*	*
3	3	*	*	*	*	*	*	*	*	*
4	1	*	*	*	*	*	*	*	*	*
5	2	*	*	*	*	*	*	*	*	*
Total	12	0	0	7	58	5	42	0	0	2.5

* Less than 5 students tested

TELPAS Individual Language Domains

	Listening								Speaking								Reading								Writing							
	Beginning		Intermediate		Advanced		Advanced High		Beginning		Intermediate		Advanced		Advanced High		Beginning		Intermediate		Advanced		Advanced High		Beginning		Intermediate		Advanced		Advanced High	
Grade	N	%	N	%	N	%	N	%	N	%	N	%	N	%	N	%	N	%	N	%	N	%	N	%	N	%	N	%	N	%	N	%
K	*	*	*	*	*	*	*	*	*	*	*	*	*	*	*	*	*	*	*	*	*	*	*	*	*	*	*	*	*	*	*	*
1	*	*	*	*	*	*	*	*	*	*	*	*	*	*	*	*	*	*	*	*	*	*	*	*	*	*	*	*	*	*	*	*
2	*	*	*	*	*	*	*	*	*	*	*	*	*	*	*	*	*	*	*	*	*	*	*	*	*	*	*	*	*	*	*	*
3	*	*	*	*	*	*	*	*	*	*	*	*	*	*	*	*	*	*	*	*	*	*	*	*	*	*	*	*	*	*	*	*
4	*	*	*	*	*	*	*	*	*	*	*	*	*	*	*	*	*	*	*	*	*	*	*	*	*	*	*	*	*	*	*	*
5	*	*	*	*	*	*	*	*	*	*	*	*	*	*	*	*	*	*	*	*	*	*	*	*	*	*	*	*	*	*	*	*
Total	1	8	4	33	4	33	3	25	1	8	6	50	5	42	0	0	1	8	6	50	4	33	1	8	2	17	4	33	3	25	3	25

* Less than 5 students tested

Source:TELPAS data file 10/5/18

Texas English Language Proficiency Assessment System (TELPAS)
2018 Assessment Report

Franklin Elementary School

No Progress Data Available

TELPAS Composite Rating

Grade	Number of Students	Beginning		Intermediate		Advanced		Advanced High		Average Composite Score
	N	N	%	N	%	N	%	N	%	
K	41	14	34	20	49	6	15	1	2	1.9
1	37	14	38	14	38	9	24	0	0	1.8
2	45	1	2	21	47	22	49	1	2	2.4
3	41	1	2	18	44	12	29	10	24	2.7
4	43	0	0	16	37	22	51	5	12	2.6
5	22	0	0	8	36	11	50	3	14	2.8
Total	229	30	13	97	42	82	36	20	9	2.3

* Less than 5 students tested

TELPAS Individual Language Domains

	Listening								Speaking								Reading								Writing							
	Beginning		Intermediate		Advanced		Advanced High		Beginning		Intermediate		Advanced		Advanced High		Beginning		Intermediate		Advanced		Advanced High		Beginning		Intermediate		Advanced		Advanced High	
Grade	N	%	N	%	N	%	N	%	N	%	N	%	N	%	N	%	N	%	N	%	N	%	N	%	N	%	N	%	N	%	N	%
K	12	29	17	41	11	27	1	2	15	37	15	37	10	24	1	2	27	66	9	22	4	10	1	2	15	37	14	34	10	24	2	5
1	9	24	18	49	10	27	0	0	15	41	13	35	9	24	0	0	18	51	13	37	4	11	0	0	18	51	12	34	5	14	0	0
2	4	9	12	27	26	58	3	7	0	0	23	51	21	47	1	2	10	22	19	42	14	31	2	4	10	22	19	42	15	33	1	2
3	0	0	13	32	13	32	15	37	4	10	21	51	12	29	4	10	10	24	11	27	8	20	12	29	6	15	13	32	11	27	11	27
4	2	5	21	49	16	37	4	9	0	0	16	37	25	58	2	5	4	9	20	47	13	30	6	14	3	7	18	42	15	35	7	16
5	0	0	11	50	8	36	3	14	4	18	6	27	10	45	2	9	0	0	4	19	8	38	9	43	0	0	9	43	9	43	3	14
Total	27	12	92	40	84	37	26	11	38	17	94	41	87	38	10	4	69	31	76	34	51	23	30	13	52	23	85	38	65	29	24	11

* Less than 5 students tested

Source:TELPAS data file 10/5/18

Texas English Language Proficiency Assessment System (TELPAS)
2018 Assessment Report

Frost Elementary School

No Progress Data Available

TELPAS Composite Rating

Grade	Number of Students	Beginning		Intermediate		Advanced		Advanced High		Average Composite Score
	N	N	%	N	%	N	%	N	%	
K	22	15	68	7	32	0	0	0	0	1.3
1	22	1	5	11	50	6	27	4	18	2.5
2	28	0	0	15	54	11	39	2	7	2.6
3	26	0	0	11	42	11	42	4	15	2.6
4	16	0	0	2	13	11	69	3	19	3.1
5	20	1	5	6	30	10	50	3	15	2.7
Total	134	17	13	52	39	49	37	16	12	2.4

* Less than 5 students tested

TELPAS Individual Language Domains

	Listening								Speaking								Reading								Writing							
	Beginning		Intermediate		Advanced		Advanced High		Beginning		Intermediate		Advanced		Advanced High		Beginning		Intermediate		Advanced		Advanced High		Beginning		Intermediate		Advanced		Advanced High	
Grade	N	%	N	%	N	%	N	%	N	%	N	%	N	%	N	%	N	%	N	%	N	%	N	%	N	%	N	%	N	%	N	%
K	9	41	13	59	0	0	0	0	15	68	7	32	0	0	0	0	21	95	1	5	0	0	0	0	21	95	1	5	0	0	0	0
1	1	5	9	41	8	36	4	18	1	5	9	41	8	36	4	18	11	50	3	14	4	18	4	18	5	23	9	41	4	18	4	18
2	1	4	10	36	13	46	4	14	0	0	13	46	14	50	1	4	0	0	8	29	11	39	9	32	11	39	10	36	7	25	0	0
3	0	0	8	31	8	31	10	38	2	8	11	42	13	50	0	0	6	23	8	31	6	23	6	23	6	23	8	31	6	23	6	23
4	1	6	6	35	6	35	4	24	1	6	4	24	11	65	1	6	0	0	2	12	6	35	9	53	0	0	7	44	4	25	5	31
5	1	5	7	35	10	50	2	10	1	5	7	35	9	45	3	15	2	10	6	30	8	40	4	20	4	20	6	30	5	25	5	25
Total	13	10	53	39	45	33	24	18	20	15	51	38	55	41	9	7	40	30	28	21	35	26	32	24	47	35	41	31	26	19	20	15

* Less than 5 students tested

Source:TELPAS data file 10/5/18

Texas English Language Proficiency Assessment System (TELPAS)
2018 Assessment Report

Gallegos Elementary School

No Progress Data Available

TELPAS Composite Rating

Grade	Number of Students	Beginning		Intermediate		Advanced		Advanced High		Average Composite Score
	N	N	%	N	%	N	%	N	%	
K	21	14	67	6	29	0	0	1	5	1.5
1	21	12	57	3	14	2	10	4	19	1.9
2	33	0	0	17	52	15	45	1	3	2.5
3	30	0	0	5	17	17	57	8	27	3.0
4	25	0	0	5	20	16	64	4	16	2.9
5	37	0	0	10	27	17	46	10	27	3.0
Total	167	26	16	46	28	67	40	28	17	2.5

* Less than 5 students tested

TELPAS Individual Language Domains

	Listening								Speaking								Reading								Writing							
	Beginning		Intermediate		Advanced		Advanced High		Beginning		Intermediate		Advanced		Advanced High		Beginning		Intermediate		Advanced		Advanced High		Beginning		Intermediate		Advanced		Advanced High	
Grade	N	%	N	%	N	%	N	%	N	%	N	%	N	%	N	%	N	%	N	%	N	%	N	%	N	%	N	%	N	%	N	%
K	8	38	9	43	3	14	1	5	13	62	1	5	5	24	2	10	20	95	0	0	0	0	1	5	20	95	0	0	0	0	1	5
1	8	38	7	33	2	10	4	19	12	57	3	14	2	10	4	19	14	67	1	5	2	10	4	19	14	67	1	5	2	10	4	19
2	0	0	13	39	15	45	5	15	0	0	12	36	19	58	2	6	7	21	14	42	9	27	3	9	7	21	18	55	8	24	0	0
3	1	3	7	23	7	23	15	50	0	0	2	7	16	53	12	40	3	10	6	21	11	38	9	31	2	7	14	48	10	34	3	10
4	2	8	11	44	8	32	4	16	0	0	2	8	16	64	7	28	2	8	7	28	10	40	6	24	1	4	7	28	15	60	2	8
5	2	5	14	37	11	29	11	29	0	0	5	13	26	68	7	18	1	3	12	32	10	26	15	39	0	0	16	43	12	32	9	24
Total	21	13	61	36	46	27	40	24	25	15	25	15	84	50	34	20	47	28	40	24	42	25	38	23	44	27	56	34	47	28	19	11

* Less than 5 students tested

Source:TELPAS data file 10/5/18

Texas English Language Proficiency Assessment System (TELPAS)
2018 Assessment Report

Garcia Elementary School

No Progress Data Available

TELPAS Composite Rating

Grade	Number of Students	Beginning		Intermediate		Advanced		Advanced High		Average Composite Score
	N	N	%	N	%	N	%	N	%	
K	37	30	81	7	19	0	0	0	0	1.1
1	40	5	13	26	65	9	23	0	0	1.9
2	50	5	10	35	70	10	20	0	0	2.0
3	51	3	6	21	41	20	39	7	14	2.7
4	43	1	2	11	26	22	51	9	21	2.8
5	33	1	3	16	48	11	33	5	15	2.8
Total	254	45	18	116	46	72	28	21	8	2.2

* Less than 5 students tested

TELPAS Individual Language Domains

	Listening								Speaking								Reading								Writing							
	Beginning		Intermediate		Advanced		Advanced High		Beginning		Intermediate		Advanced		Advanced High		Beginning		Intermediate		Advanced		Advanced High		Beginning		Intermediate		Advanced		Advanced High	
Grade	N	%	N	%	N	%	N	%	N	%	N	%	N	%	N	%	N	%	N	%	N	%	N	%	N	%	N	%	N	%	N	%
K	27	73	10	27	0	0	0	0	30	81	7	19	0	0	0	0	36	97	1	3	0	0	0	0	36	97	1	3	0	0	0	0
1	3	8	27	68	10	25	0	0	9	23	22	55	9	23	0	0	11	28	26	65	3	8	0	0	19	48	21	53	0	0	0	0
2	5	10	30	60	12	24	3	6	16	32	20	40	12	24	2	4	16	31	28	55	6	12	1	2	22	43	22	43	7	14	0	0
3	1	2	13	25	15	29	22	43	17	33	12	24	18	35	4	8	3	6	20	39	18	35	10	20	6	12	16	31	19	37	10	20
4	3	7	17	40	20	47	3	7	6	14	12	28	21	49	4	9	4	9	15	34	17	39	8	18	2	5	5	11	7	16	30	68
5	1	3	11	33	12	36	9	27	11	33	7	21	15	45	0	0	2	6	11	33	12	36	8	24	2	6	7	21	6	18	18	55
Total	40	16	108	43	69	27	37	15	89	35	80	31	75	30	10	4	72	28	101	39	56	22	27	11	87	34	72	28	39	15	58	23

* Less than 5 students tested

Source:TELPAS data file 10/5/18

Texas English Language Proficiency Assessment System (TELPAS)
2018 Assessment Report

Garden Villas Elementary School

No Progress Data Available

TELPAS Composite Rating

Grade	Number of Students	Beginning		Intermediate		Advanced		Advanced High		Average Composite Score
	N	N	%	N	%	N	%	N	%	
K	33	18	55	15	45	0	0	0	0	1.3
1	42	4	10	23	55	14	33	1	2	2.1
2	50	1	2	29	58	15	30	5	10	2.4
3	45	2	4	18	40	18	40	7	16	2.6
4	53	0	0	19	36	27	51	7	13	2.8
5	31	0	0	6	19	20	65	5	16	2.9
Total	254	25	10	110	43	94	37	25	10	2.4

* Less than 5 students tested

TELPAS Individual Language Domains

	Listening								Speaking								Reading								Writing							
	Beginning		Intermediate		Advanced		Advanced High		Beginning		Intermediate		Advanced		Advanced High		Beginning		Intermediate		Advanced		Advanced High		Beginning		Intermediate		Advanced		Advanced High	
Grade	N	%	N	%	N	%	N	%	N	%	N	%	N	%	N	%	N	%	N	%	N	%	N	%	N	%	N	%	N	%	N	%
K	17	52	16	48	0	0	0	0	19	58	14	42	0	0	0	0	28	85	5	15	0	0	0	0	32	97	1	3	0	0	0	0
1	2	5	16	38	23	55	1	2	4	10	17	40	20	48	1	2	19	45	18	43	5	12	0	0	19	45	18	43	5	12	0	0
2	0	0	16	32	24	48	10	20	5	10	20	40	21	42	4	8	11	22	26	52	8	16	5	10	12	24	26	52	7	14	5	10
3	1	2	5	11	23	50	17	37	5	11	15	33	21	46	5	11	9	20	20	43	10	22	7	15	9	20	17	38	16	36	3	7
4	4	8	23	43	18	34	8	15	2	4	16	30	32	60	3	6	1	2	19	36	25	47	8	15	3	6	14	26	17	32	19	36
5	1	3	8	26	15	48	7	23	1	3	12	39	18	58	0	0	1	3	6	19	13	42	11	35	1	3	2	6	21	68	7	23
Total	25	10	84	33	103	40	43	17	36	14	94	37	112	44	13	5	69	27	94	37	61	24	31	12	76	30	78	31	66	26	34	13

* Less than 5 students tested

Source:TELPAS data file 10/5/18

Texas English Language Proficiency Assessment System (TELPAS)
2018 Assessment Report

Golfcrest Elementary School

No Progress Data Available

TELPAS Composite Rating

Grade	Number of Students	Beginning		Intermediate		Advanced		Advanced High		Average Composite Score
	N	N	%	N	%	N	%	N	%	
K	40	34	85	4	10	1	3	1	3	1.2
1	55	43	78	9	16	1	2	2	4	1.3
2	66	5	8	48	73	13	20	0	0	2.0
3	77	1	1	29	38	36	47	11	14	2.7
4	66	5	8	19	29	26	39	16	24	2.8
5	42	1	2	8	19	25	60	8	19	3.0
Total	346	89	26	117	34	102	29	38	11	2.2

* Less than 5 students tested

TELPAS Individual Language Domains

	Listening								Speaking								Reading								Writing							
	Beginning		Intermediate		Advanced		Advanced High		Beginning		Intermediate		Advanced		Advanced High		Beginning		Intermediate		Advanced		Advanced High		Beginning		Intermediate		Advanced		Advanced High	
Grade	N	%	N	%	N	%	N	%	N	%	N	%	N	%	N	%	N	%	N	%	N	%	N	%	N	%	N	%	N	%	N	%
K	29	73	9	23	1	3	1	3	34	85	4	10	1	3	1	3	37	93	1	3	1	3	1	3	37	93	2	5	0	0	1	3
1	32	58	19	35	2	4	2	4	43	78	9	16	1	2	2	4	46	84	6	11	2	4	1	2	46	84	7	13	1	2	1	2
2	10	15	28	42	25	38	3	5	6	9	40	61	20	30	0	0	19	29	40	61	6	9	1	2	34	52	29	44	1	2	2	3
3	2	3	22	28	25	32	29	37	5	6	38	49	29	37	6	8	18	23	27	34	19	24	15	19	13	17	18	23	37	47	10	13
4	9	13	26	39	20	30	12	18	2	3	24	37	34	52	5	8	8	12	25	37	14	21	20	30	9	14	7	11	16	24	34	52
5	3	7	9	21	23	53	8	19	4	9	13	30	24	56	2	5	3	7	9	21	13	30	18	42	3	7	6	14	17	40	16	38
Total	85	24	113	32	96	28	55	16	94	27	128	37	109	31	16	5	131	37	108	31	55	16	56	16	142	41	69	20	72	21	64	18

* Less than 5 students tested

Source:TELPAS data file 10/5/18

Texas English Language Proficiency Assessment System (TELPAS)
2018 Assessment Report

Gregg Elementary School

No Progress Data Available

TELPAS Composite Rating

Grade	Number of Students	Beginning		Intermediate		Advanced		Advanced High		Average Composite Score
	N	N	%	N	%	N	%	N	%	
K	43	5	12	23	53	14	33	1	2	2.2
1	26	9	35	8	31	6	23	3	12	2.1
2	36	3	8	23	64	8	22	2	6	2.2
3	56	0	0	27	48	17	30	12	21	2.7
4	39	0	0	8	21	21	54	10	26	3.0
5	47	0	0	9	19	21	45	17	36	3.0
Total	247	17	7	98	40	87	35	45	18	2.6

* Less than 5 students tested

TELPAS Individual Language Domains

	Listening								Speaking								Reading								Writing							
	Beginning		Intermediate		Advanced		Advanced High		Beginning		Intermediate		Advanced		Advanced High		Beginning		Intermediate		Advanced		Advanced High		Beginning		Intermediate		Advanced		Advanced High	
Grade	N	%	N	%	N	%	N	%	N	%	N	%	N	%	N	%	N	%	N	%	N	%	N	%	N	%	N	%	N	%	N	%
K	5	12	20	47	15	35	3	7	6	14	23	53	10	23	4	9	12	28	17	40	14	33	0	0	14	33	19	44	10	23	0	0
1	8	31	8	31	6	23	4	15	9	35	9	35	4	15	4	15	9	35	9	35	5	19	3	12	9	35	8	31	6	23	3	12
2	5	14	20	56	8	22	3	8	1	3	10	28	20	56	5	14	8	22	21	58	6	17	1	3	17	47	10	28	8	22	1	3
3	4	7	13	23	19	34	20	36	0	0	21	38	25	45	10	18	9	16	28	49	8	14	12	21	5	9	25	44	19	33	8	14
4	3	8	12	31	16	41	8	21	1	3	10	26	21	54	7	18	1	3	11	28	17	44	10	26	0	0	8	21	9	23	22	56
5	1	2	13	28	25	53	8	17	0	0	9	19	24	51	14	30	2	4	13	28	16	34	16	34	1	2	7	15	24	51	15	32
Total	26	11	86	35	89	36	46	19	17	7	82	33	104	42	44	18	41	17	99	40	66	27	42	17	46	19	77	31	76	31	49	20

* Less than 5 students tested

Source:TELPAS data file 10/5/18

Texas English Language Proficiency Assessment System (TELPAS)
2018 Assessment Report

Grissom Elementary School

No Progress Data Available

TELPAS Composite Rating

Grade	Number of Students	Beginning		Intermediate		Advanced		Advanced High		Average Composite Score
	N	N	%	N	%	N	%	N	%	
K	39	39	100	0	0	0	0	0	0	1.0
1	42	35	83	7	17	0	0	0	0	1.2
2	51	0	0	36	71	13	25	2	4	2.3
3	51	1	2	28	55	16	31	6	12	2.5
4	53	3	6	24	45	23	43	3	6	2.5
5	40	1	3	20	50	15	38	4	10	2.6
Total	276	79	29	115	42	67	24	15	5	2.1

* Less than 5 students tested

TELPAS Individual Language Domains

	Listening								Speaking								Reading								Writing							
	Beginning		Intermediate		Advanced		Advanced High		Beginning		Intermediate		Advanced		Advanced High		Beginning		Intermediate		Advanced		Advanced High		Beginning		Intermediate		Advanced		Advanced High	
Grade	N	%	N	%	N	%	N	%	N	%	N	%	N	%	N	%	N	%	N	%	N	%	N	%	N	%	N	%	N	%	N	%
K	39	100	0	0	0	0	0	0	39	100	0	0	0	0	0	0	39	100	0	0	0	0	0	0	39	100	0	0	0	0	0	0
1	35	83	3	7	4	10	0	0	29	69	9	21	4	10	0	0	41	98	1	2	0	0	0	0	42	100	0	0	0	0	0	0
2	1	2	28	55	19	37	3	6	7	14	29	57	14	27	1	2	8	16	26	51	11	22	6	12	8	16	31	61	11	22	1	2
3	2	4	17	33	13	25	19	37	6	12	25	49	17	33	3	6	10	20	25	49	6	12	10	20	8	16	23	45	16	31	4	8
4	5	9	22	42	23	43	3	6	7	13	25	47	20	38	1	2	6	11	26	49	16	30	5	9	7	13	9	17	21	40	16	30
5	6	15	17	43	11	28	6	15	4	10	14	35	21	53	1	3	4	10	17	43	14	35	5	13	2	5	16	40	9	23	13	33
Total	88	32	87	32	70	25	31	11	92	33	102	37	76	28	6	2	108	39	95	34	47	17	26	9	106	38	79	29	57	21	34	12

* Less than 5 students tested

Source:TELPAS data file 10/5/18

Texas English Language Proficiency Assessment System (TELPAS)
2018 Assessment Report

Gross Elementary School

No Progress Data Available

TELPAS Composite Rating

Grade	Number of Students	Beginning		Intermediate		Advanced		Advanced High		Average Composite Score
	N	N	%	N	%	N	%	N	%	
K	34	31	91	1	3	2	6	0	0	1.1
1	42	20	48	19	45	2	5	1	2	1.6
2	44	9	20	27	61	7	16	1	2	2.0
3	45	2	4	23	51	14	31	6	13	2.5
4	39	2	5	14	36	20	51	3	8	2.5
5	40	1	3	12	30	18	45	9	23	2.8
Total	244	65	27	96	39	63	26	20	8	2.1

* Less than 5 students tested

TELPAS Individual Language Domains

	Listening								Speaking								Reading								Writing							
	Beginning		Intermediate		Advanced		Advanced High		Beginning		Intermediate		Advanced		Advanced High		Beginning		Intermediate		Advanced		Advanced High		Beginning		Intermediate		Advanced		Advanced High	
Grade	N	%	N	%	N	%	N	%	N	%	N	%	N	%	N	%	N	%	N	%	N	%	N	%	N	%	N	%	N	%	N	%
K	31	91	2	6	1	3	0	0	31	91	1	3	2	6	0	0	32	94	0	0	2	6	0	0	32	94	0	0	2	6	0	0
1	13	31	26	62	2	5	1	2	20	48	19	45	2	5	1	2	26	62	13	31	2	5	1	2	28	67	11	26	2	5	1	2
2	9	20	18	41	11	25	6	14	16	36	18	41	5	11	5	11	11	25	21	48	7	16	5	11	26	59	11	25	5	11	2	5
3	1	2	12	26	15	33	18	39	9	20	17	37	15	33	5	11	11	24	19	41	8	17	8	17	15	33	13	29	14	31	3	7
4	3	8	19	49	15	38	2	5	5	13	12	31	20	51	2	5	4	10	14	36	14	36	7	18	3	8	11	28	24	62	1	3
5	4	10	15	38	11	28	10	25	8	20	10	25	16	40	6	15	3	8	11	28	13	33	13	33	2	5	7	18	18	45	13	33
Total	61	25	92	38	55	22	37	15	89	36	77	31	60	24	19	8	87	36	78	32	46	19	34	14	106	43	53	22	65	27	20	8

* Less than 5 students tested

Source:TELPAS data file 10/5/18

Texas English Language Proficiency Assessment System (TELPAS)
2018 Assessment Report

J. R. Harris Elementary School

No Progress Data Available

TELPAS Composite Rating

Grade	Number of Students	Beginning		Intermediate		Advanced		Advanced High		Average Composite Score
	N	N	%	N	%	N	%	N	%	
K	36	36	100	0	0	0	0	0	0	1.0
1	41	5	12	29	71	7	17	0	0	2.0
2	50	0	0	23	46	27	54	0	0	2.5
3	48	2	4	15	31	21	44	10	21	2.7
4	48	1	2	13	27	26	54	8	17	2.8
5	45	0	0	11	24	16	36	18	40	3.0
Total	268	44	16	91	34	97	36	36	13	2.4

* Less than 5 students tested

TELPAS Individual Language Domains

	Listening								Speaking								Reading								Writing							
	Beginning		Intermediate		Advanced		Advanced High		Beginning		Intermediate		Advanced		Advanced High		Beginning		Intermediate		Advanced		Advanced High		Beginning		Intermediate		Advanced		Advanced High	
Grade	N	%	N	%	N	%	N	%	N	%	N	%	N	%	N	%	N	%	N	%	N	%	N	%	N	%	N	%	N	%	N	%
K	36	100	0	0	0	0	0	0	36	100	0	0	0	0	0	0	36	100	0	0	0	0	0	0	36	100	0	0	0	0	0	0
1	3	7	31	76	7	17	0	0	5	12	29	71	7	17	0	0	7	17	27	66	7	17	0	0	11	27	23	56	7	17	0	0
2	0	0	21	42	21	42	8	16	1	2	17	34	26	52	6	12	7	14	28	56	11	22	4	8	10	20	23	46	16	32	1	2
3	2	4	11	23	23	48	12	25	1	2	16	33	26	54	5	10	8	17	20	42	13	27	7	15	8	17	14	29	13	27	13	27
4	2	4	18	38	24	50	4	8	2	4	10	21	29	60	7	15	3	6	24	50	12	25	9	19	3	6	9	19	28	58	8	17
5	0	0	13	29	16	36	16	36	1	2	9	20	23	51	12	27	2	4	11	24	12	27	20	44	1	2	18	40	18	40	8	18
Total	43	16	94	35	91	34	40	15	46	17	81	30	111	41	30	11	63	24	110	41	55	21	40	15	69	26	87	32	82	31	30	11

* Less than 5 students tested

Source:TELPAS data file 10/5/18

Texas English Language Proficiency Assessment System (TELPAS)
2018 Assessment Report

R. P. Harris Elementary School

No Progress Data Available

TELPAS Composite Rating

Grade	Number of Students	Beginning		Intermediate		Advanced		Advanced High		Average Composite Score
	N	N	%	N	%	N	%	N	%	
2	48	4	8	25	52	19	40	0	0	2.3
3	59	5	8	23	39	20	34	11	19	2.6
4	44	4	9	10	23	20	45	10	23	2.8
5	48	4	8	13	27	18	38	13	27	2.8
Total	199	17	9	71	36	77	39	34	17	2.6

* Less than 5 students tested

TELPAS Individual Language Domains

	Listening								Speaking								Reading								Writing							
	Beginning		Intermediate		Advanced		Advanced High		Beginning		Intermediate		Advanced		Advanced High		Beginning		Intermediate		Advanced		Advanced High		Beginning		Intermediate		Advanced		Advanced High	
Grade	N	%	N	%	N	%	N	%	N	%	N	%	N	%	N	%	N	%	N	%	N	%	N	%	N	%	N	%	N	%	N	%
2	7	15	18	38	17	35	6	13	1	2	21	44	22	46	4	8	22	46	19	40	5	10	2	4	13	27	18	38	14	29	3	6
3	6	10	18	30	15	25	21	35	1	2	24	40	23	38	12	20	17	29	22	37	9	15	11	19	17	28	21	35	14	23	8	13
4	9	20	16	36	13	30	6	14	4	9	3	7	26	59	11	25	3	7	18	40	17	38	7	16	5	11	9	20	12	27	19	42
5	8	17	14	29	18	38	8	17	5	10	8	17	25	52	10	21	5	10	13	27	14	29	16	33	4	8	12	25	15	31	17	35
Total	30	15	66	33	63	32	41	21	11	6	56	28	96	48	37	19	47	24	72	36	45	23	36	18	39	19	60	30	55	27	47	23

* Less than 5 students tested

Source:TELPAS data file 10/5/18

Texas English Language Proficiency Assessment System (TELPAS)
2018 Assessment Report

Hartsfield Elementary School

No Progress Data Available

TELPAS Composite Rating

Grade	Number of Students	Beginning		Intermediate		Advanced		Advanced High		Average Composite Score
	N	N	%	N	%	N	%	N	%	
K	5	1	20	4	80	0	0	0	0	1.8
1	2	*	*	*	*	*	*	*	*	*
2	4	*	*	*	*	*	*	*	*	*
4	5	0	0	0	0	3	60	2	40	3.1
5	8	0	0	2	25	3	38	3	38	3.0
Total	24	3	13	9	38	7	29	5	21	2.5

* Less than 5 students tested

TELPAS Individual Language Domains

	Listening								Speaking								Reading								Writing							
	Beginning		Intermediate		Advanced		Advanced High		Beginning		Intermediate		Advanced		Advanced High		Beginning		Intermediate		Advanced		Advanced High		Beginning		Intermediate		Advanced		Advanced High	
Grade	N	%	N	%	N	%	N	%	N	%	N	%	N	%	N	%	N	%	N	%	N	%	N	%	N	%	N	%	N	%	N	%
K	1	20	4	80	0	0	0	0	1	20	4	80	0	0	0	0	1	20	3	60	1	20	0	0	3	60	2	40	0	0	0	0
1	*	*	*	*	*	*	*	*	*	*	*	*	*	*	*	*	*	*	*	*	*	*	*	*	*	*	*	*	*	*	*	*
2	*	*	*	*	*	*	*	*	*	*	*	*	*	*	*	*	*	*	*	*	*	*	*	*	*	*	*	*	*	*	*	*
4	0	0	2	40	2	40	1	20	0	0	1	20	3	60	1	20	0	0	0	0	3	60	2	40	0	0	2	40	0	0	3	60
5	0	0	3	38	3	38	2	25	0	0	1	13	5	63	2	25	0	0	3	38	1	13	4	50	0	0	3	38	4	50	1	13
Total	3	13	10	42	8	33	3	13	3	13	9	38	9	38	3	13	3	13	9	38	6	25	6	25	6	25	8	33	6	25	4	17

* Less than 5 students tested

Source:TELPAS data file 10/5/18

Texas English Language Proficiency Assessment System (TELPAS)
2018 Assessment Report

Harvard Elementary School

No Progress Data Available

TELPAS Composite Rating

Grade	Number of Students	Beginning		Intermediate		Advanced		Advanced High		Average Composite Score
	N	N	%	N	%	N	%	N	%	
K	1	*	*	*	*	*	*	*	*	*
1	5	0	0	0	0	5	100	0	0	2.8
2	4	*	*	*	*	*	*	*	*	*
3	6	0	0	1	17	5	83	0	0	3.1
4	6	0	0	1	17	2	33	3	50	3.2
5	4	*	*	*	*	*	*	*	*	*
Total	26	0	0	8	31	13	50	5	19	2.9

* Less than 5 students tested

TELPAS Individual Language Domains

	Listening								Speaking								Reading								Writing							
	Beginning		Intermediate		Advanced		Advanced High		Beginning		Intermediate		Advanced		Advanced High		Beginning		Intermediate		Advanced		Advanced High		Beginning		Intermediate		Advanced		Advanced High	
Grade	N	%	N	%	N	%	N	%	N	%	N	%	N	%	N	%	N	%	N	%	N	%	N	%	N	%	N	%	N	%	N	%
K	*	*	*	*	*	*	*	*	*	*	*	*	*	*	*	*	*	*	*	*	*	*	*	*	*	*	*	*	*	*	*	*
1	0	0	0	0	5	100	0	0	0	0	0	0	4	80	1	20	0	0	3	60	2	40	0	0	0	0	3	60	2	40	0	0
2	*	*	*	*	*	*	*	*	*	*	*	*	*	*	*	*	*	*	*	*	*	*	*	*	*	*	*	*	*	*	*	*
3	0	0	0	0	2	33	4	67	0	0	2	33	3	50	1	17	0	0	1	17	2	33	3	50	0	0	3	50	3	50	0	0
4	1	17	1	17	2	33	2	33	0	0	0	0	4	67	2	33	1	17	0	0	2	33	3	50	0	0	0	0	3	50	3	50
5	0	0	3	60	1	20	1	20	0	0	0	0	4	80	1	20	0	0	4	80	1	20	0	0	*	*	*	*	*	*	*	*
Total	1	4	5	19	12	44	9	33	0	0	5	19	16	59	6	22	3	11	9	33	8	30	7	26	1	4	11	42	9	35	5	19

* Less than 5 students tested

Source:TELPAS data file 10/5/18

Texas English Language Proficiency Assessment System (TELPAS)
2018 Assessment Report

Helms Elementary School

No Progress Data Available

TELPAS Composite Rating

Grade	Number of Students	Beginning		Intermediate		Advanced		Advanced High		Average Composite Score
	N	N	%	N	%	N	%	N	%	
K	36	20	56	12	33	4	11	0	0	1.5
1	19	8	42	11	58	0	0	0	0	1.4
2	38	1	3	17	45	14	37	6	16	2.6
3	27	0	0	9	33	14	52	4	15	2.7
4	26	0	0	5	19	9	35	12	46	3.1
5	26	0	0	0	0	12	46	14	54	3.5
Total	172	29	17	54	31	53	31	36	21	2.5

* Less than 5 students tested

TELPAS Individual Language Domains

	Listening								Speaking								Reading								Writing							
	Beginning		Intermediate		Advanced		Advanced High		Beginning		Intermediate		Advanced		Advanced High		Beginning		Intermediate		Advanced		Advanced High		Beginning		Intermediate		Advanced		Advanced High	
Grade	N	%	N	%	N	%	N	%	N	%	N	%	N	%	N	%	N	%	N	%	N	%	N	%	N	%	N	%	N	%	N	%
K	10	28	21	58	5	14	0	0	20	56	11	31	5	14	0	0	29	81	6	17	1	3	0	0	30	83	5	14	1	3	0	0
1	4	21	15	79	0	0	0	0	7	37	12	63	0	0	0	0	19	100	0	0	0	0	0	0	19	100	0	0	0	0	0	0
2	0	0	8	21	17	45	13	34	1	3	17	45	17	45	3	8	4	11	14	37	11	29	9	24	11	29	17	45	10	26	0	0
3	0	0	7	26	12	44	8	30	0	0	8	30	15	56	4	15	4	14	13	46	8	29	3	11	3	11	14	50	9	32	2	7
4	2	8	6	23	9	35	9	35	0	0	4	15	17	65	5	19	2	8	5	19	8	31	11	42	1	4	4	15	5	19	16	62
5	0	0	3	12	11	42	12	46	0	0	0	0	16	62	10	38	0	0	1	4	7	27	18	69	0	0	4	15	10	38	12	46
Total	16	9	60	35	54	31	42	24	28	16	52	30	70	41	22	13	58	34	39	23	35	20	41	24	64	37	44	25	35	20	30	17

* Less than 5 students tested

Source:TELPAS data file 10/5/18

Texas English Language Proficiency Assessment System (TELPAS)
2018 Assessment Report

J. P. Henderson Elementary School

No Progress Data Available

TELPAS Composite Rating

Grade	Number of Students	Beginning		Intermediate		Advanced		Advanced High		Average Composite Score
	N	N	%	N	%	N	%	N	%	
K	52	41	79	10	19	1	2	0	0	1.2
1	72	27	38	37	51	8	11	0	0	1.7
2	94	6	6	63	67	17	18	8	9	2.3
3	69	4	6	21	30	23	33	21	30	2.9
4	85	6	7	17	20	37	44	25	29	2.9
5	74	4	5	7	9	26	35	37	50	3.2
Total	446	88	20	155	35	112	25	91	20	2.4

* Less than 5 students tested

TELPAS Individual Language Domains

	Listening								Speaking								Reading								Writing							
	Beginning		Intermediate		Advanced		Advanced High		Beginning		Intermediate		Advanced		Advanced High		Beginning		Intermediate		Advanced		Advanced High		Beginning		Intermediate		Advanced		Advanced High	
Grade	N	%	N	%	N	%	N	%	N	%	N	%	N	%	N	%	N	%	N	%	N	%	N	%	N	%	N	%	N	%	N	%
K	39	75	11	21	2	4	0	0	41	79	9	17	2	4	0	0	48	92	3	6	1	2	0	0	48	92	4	8	0	0	0	0
1	17	24	42	58	13	18	0	0	33	46	27	38	12	17	0	0	38	53	29	40	5	7	0	0	48	67	24	33	0	0	0	0
2	7	7	34	36	34	36	19	20	11	12	49	52	24	26	10	11	26	28	49	52	11	12	8	9	35	37	38	40	14	15	7	7
3	6	8	14	20	23	32	28	39	6	8	19	27	28	39	18	25	6	8	35	49	12	17	18	25	9	13	18	26	17	25	25	36
4	11	13	27	32	26	31	21	25	9	11	10	12	45	53	21	25	9	11	26	31	30	35	20	24	9	11	11	13	19	22	46	54
5	10	13	10	13	21	27	36	47	7	9	9	12	45	58	16	21	5	6	13	17	12	16	47	61	7	9	5	7	21	28	41	55
Total	90	20	138	31	119	26	104	23	107	24	123	27	156	35	65	14	132	29	155	34	71	16	93	21	156	35	100	22	71	16	119	27

* Less than 5 students tested

Source:TELPAS data file 10/5/18

Texas English Language Proficiency Assessment System (TELPAS)
2018 Assessment Report

N. Q. Henderson Elementary School

No Progress Data Available

TELPAS Composite Rating

Grade	Number of Students	Beginning		Intermediate		Advanced		Advanced High		Average Composite Score
	N	N	%	N	%	N	%	N	%	
K	4	*	*	*	*	*	*	*	*	*
1	6	1	17	2	33	1	17	2	33	2.5
2	8	1	13	5	63	2	25	0	0	2.0
3	8	0	0	1	13	7	88	0	0	2.8
4	5	0	0	0	0	4	80	1	20	3.1
5	3	*	*	*	*	*	*	*	*	*
Total	34	2	6	8	24	18	53	6	18	2.7

* Less than 5 students tested

TELPAS Individual Language Domains

	Listening								Speaking								Reading								Writing							
	Beginning		Intermediate		Advanced		Advanced High		Beginning		Intermediate		Advanced		Advanced High		Beginning		Intermediate		Advanced		Advanced High		Beginning		Intermediate		Advanced		Advanced High	
Grade	N	%	N	%	N	%	N	%	N	%	N	%	N	%	N	%	N	%	N	%	N	%	N	%	N	%	N	%	N	%	N	%
K	*	*	*	*	*	*	*	*	*	*	*	*	*	*	*	*	*	*	*	*	*	*	*	*	*	*	*	*	*	*	*	*
1	0	0	3	50	1	17	2	33	1	17	1	17	2	33	2	33	3	50	1	17	0	0	2	33	3	50	1	17	0	0	2	33
2	1	13	2	25	5	63	0	0	1	13	7	88	0	0	0	0	4	50	3	38	1	13	0	0	3	38	3	38	2	25	0	0
3	1	13	0	0	4	50	3	38	0	0	4	50	3	38	1	13	0	0	5	63	3	38	0	0	0	0	2	25	3	38	3	38
4	0	0	1	20	3	60	1	20	0	0	1	20	4	80	0	0	0	0	0	0	4	80	1	20	0	0	1	20	2	40	2	40
5	*	*	*	*	*	*	*	*	*	*	*	*	*	*	*	*	*	*	*	*	*	*	*	*	*	*	*	*	*	*	*	*
Total	2	6	6	18	18	53	8	24	2	6	14	41	14	41	4	12	7	21	9	26	12	35	6	18	6	18	7	21	10	29	11	32

* Less than 5 students tested

Source:TELPAS data file 10/5/18

Texas English Language Proficiency Assessment System (TELPAS)
2018 Assessment Report

Herod Elementary School

No Progress Data Available

TELPAS Composite Rating

Grade	Number of Students	Beginning		Intermediate		Advanced		Advanced High		Average Composite Score
	N	N	%	N	%	N	%	N	%	
K	24	10	42	8	33	6	25	0	0	1.7
1	36	1	3	13	36	13	36	9	25	2.7
2	35	0	0	17	49	14	40	4	11	2.6
3	22	0	0	5	23	9	41	8	36	3.1
4	28	0	0	7	25	14	50	7	25	2.9
5	22	0	0	5	23	9	41	8	36	3.2
Total	167	11	7	55	33	65	39	36	22	2.7

* Less than 5 students tested

TELPAS Individual Language Domains

	Listening								Speaking								Reading								Writing							
	Beginning		Intermediate		Advanced		Advanced High		Beginning		Intermediate		Advanced		Advanced High		Beginning		Intermediate		Advanced		Advanced High		Beginning		Intermediate		Advanced		Advanced High	
Grade	N	%	N	%	N	%	N	%	N	%	N	%	N	%	N	%	N	%	N	%	N	%	N	%	N	%	N	%	N	%	N	%
K	10	42	8	33	6	25	0	0	10	42	9	38	5	21	0	0	16	67	2	8	6	25	0	0	15	63	4	17	5	21	0	0
1	1	3	11	31	16	44	8	22	1	3	11	31	18	50	6	17	6	17	14	39	7	19	9	25	6	17	14	39	10	28	6	17
2	1	3	8	23	13	37	13	37	1	3	21	60	13	37	0	0	5	14	17	49	8	23	5	14	4	12	17	50	11	32	2	6
3	0	0	2	9	8	36	12	55	0	0	5	23	15	68	2	9	3	14	3	14	9	43	6	29	0	0	7	33	3	14	11	52
4	1	4	12	43	10	36	5	18	0	0	7	25	15	54	6	21	2	7	7	26	10	37	8	30	0	0	3	12	18	69	5	19
5	0	0	9	41	8	36	5	23	0	0	5	23	9	41	8	36	1	5	5	23	6	27	10	45	0	0	4	19	2	10	15	71
Total	13	8	50	30	61	37	43	26	12	7	58	35	75	45	22	13	33	20	48	29	46	28	38	23	25	15	49	30	49	30	39	24

* Less than 5 students tested

Source:TELPAS data file 10/5/18

Texas English Language Proficiency Assessment System (TELPAS)
2018 Assessment Report

Herrera Elementary School

No Progress Data Available

TELPAS Composite Rating

Grade	Number of Students	Beginning		Intermediate		Advanced		Advanced High		Average Composite Score
	N	N	%	N	%	N	%	N	%	
K	68	60	88	8	12	0	0	0	0	1.1
1	67	24	36	38	57	5	7	0	0	1.8
2	73	2	3	47	64	18	25	6	8	2.3
3	63	0	0	9	14	30	48	24	38	3.2
4	58	0	0	10	17	35	60	13	22	3.0
5	65	0	0	5	8	24	37	36	55	3.4
Total	394	86	22	117	30	112	28	79	20	2.4

* Less than 5 students tested

TELPAS Individual Language Domains

	Listening								Speaking								Reading								Writing							
	Beginning		Intermediate		Advanced		Advanced High		Beginning		Intermediate		Advanced		Advanced High		Beginning		Intermediate		Advanced		Advanced High		Beginning		Intermediate		Advanced		Advanced High	
Grade	N	%	N	%	N	%	N	%	N	%	N	%	N	%	N	%	N	%	N	%	N	%	N	%	N	%	N	%	N	%	N	%
K	54	79	13	19	1	1	0	0	60	88	7	10	1	1	0	0	67	99	1	1	0	0	0	0	68	100	0	0	0	0	0	0
1	11	16	49	73	7	10	0	0	24	36	38	57	5	7	0	0	25	37	39	58	3	4	0	0	25	37	38	57	4	6	0	0
2	5	7	30	41	28	38	10	14	3	4	45	62	25	34	0	0	16	22	39	53	11	15	7	10	7	10	53	73	8	11	5	7
3	1	2	4	6	19	30	39	62	1	2	18	29	37	59	7	11	3	5	5	8	17	27	38	60	2	3	18	29	29	46	14	22
4	2	3	14	24	27	47	15	26	3	5	4	7	42	72	9	16	0	0	17	29	24	41	17	29	5	9	11	19	22	38	20	34
5	1	2	6	9	30	45	29	44	0	0	6	9	44	67	16	24	2	3	10	15	15	23	39	59	2	3	9	14	13	20	41	63
Total	74	19	116	29	112	28	93	24	91	23	118	30	154	39	32	8	113	29	111	28	70	18	101	26	109	28	129	33	76	19	80	20

* Less than 5 students tested

Source:TELPAS data file 10/5/18

Texas English Language Proficiency Assessment System (TELPAS)
2018 Assessment Report

Highland Heights Elementary School

No Progress Data Available

TELPAS Composite Rating

Grade	Number of Students	Beginning		Intermediate		Advanced		Advanced High		Average Composite Score
	N	N	%	N	%	N	%	N	%	
K	25	22	88	3	12	0	0	0	0	1.1
1	21	15	71	4	19	2	10	0	0	1.4
2	27	5	19	19	70	3	11	0	0	1.9
3	37	3	8	21	57	12	32	1	3	2.3
4	28	4	14	15	54	7	25	2	7	2.2
5	30	0	0	12	40	14	47	4	13	2.6
Total	168	49	29	74	44	38	23	7	4	2.0

* Less than 5 students tested

TELPAS Individual Language Domains

	Listening								Speaking								Reading								Writing							
	Beginning		Intermediate		Advanced		Advanced High		Beginning		Intermediate		Advanced		Advanced High		Beginning		Intermediate		Advanced		Advanced High		Beginning		Intermediate		Advanced		Advanced High	
Grade	N	%	N	%	N	%	N	%	N	%	N	%	N	%	N	%	N	%	N	%	N	%	N	%	N	%	N	%	N	%	N	%
K	23	92	2	8	0	0	0	0	22	88	3	12	0	0	0	0	23	92	2	8	0	0	0	0	24	96	1	4	0	0	0	0
1	10	48	9	43	1	5	1	5	15	71	4	19	1	5	1	5	18	86	2	10	1	5	0	0	18	86	2	10	1	5	0	0
2	3	11	14	52	8	30	2	7	6	22	17	63	3	11	1	4	13	48	12	44	2	7	0	0	15	56	11	41	1	4	0	0
3	5	14	11	30	14	38	7	19	1	3	21	57	10	27	5	14	12	32	19	51	4	11	2	5	5	14	25	68	6	16	1	3
4	6	21	14	48	7	24	2	7	5	17	12	41	11	38	1	3	12	41	8	28	7	24	2	7	6	21	12	43	5	18	5	18
5	4	13	9	30	14	47	3	10	2	7	8	27	15	50	5	17	5	17	14	47	6	20	5	17	1	3	13	43	7	23	9	30
Total	51	30	59	35	44	26	15	9	51	30	65	38	40	24	13	8	83	49	57	34	20	12	9	5	69	41	64	38	20	12	15	9

* Less than 5 students tested

Source:TELPAS data file 10/5/18

Texas English Language Proficiency Assessment System (TELPAS)
2018 Assessment Report

Hilliard Elementary School

No Progress Data Available

TELPAS Composite Rating

Grade	Number of Students	Beginning		Intermediate		Advanced		Advanced High		Average Composite Score
	N	N	%	N	%	N	%	N	%	
K	8	4	50	2	25	1	13	1	13	1.9
1	9	0	0	1	11	7	78	1	11	2.9
2	10	1	10	6	60	3	30	0	0	2.2
3	13	1	8	5	38	6	46	1	8	2.6
4	10	1	10	5	50	4	40	0	0	2.4
5	13	0	0	5	38	8	62	0	0	2.6
Total	63	7	11	24	38	29	46	3	5	2.4

* Less than 5 students tested

TELPAS Individual Language Domains

	Listening								Speaking								Reading								Writing							
	Beginning		Intermediate		Advanced		Advanced High		Beginning		Intermediate		Advanced		Advanced High		Beginning		Intermediate		Advanced		Advanced High		Beginning		Intermediate		Advanced		Advanced High	
Grade	N	%	N	%	N	%	N	%	N	%	N	%	N	%	N	%	N	%	N	%	N	%	N	%	N	%	N	%	N	%	N	%
K	4	50	2	25	1	13	1	13	4	50	2	25	1	13	1	13	4	50	2	25	1	13	1	13	4	50	2	25	1	13	1	13
1	0	0	1	11	7	78	1	11	0	0	1	11	7	78	1	11	0	0	2	22	6	67	1	11	0	0	2	22	6	67	1	11
2	0	0	4	40	6	60	0	0	1	10	4	40	5	50	0	0	3	30	6	60	1	10	0	0	3	30	4	40	3	30	0	0
3	0	0	1	8	8	62	4	31	1	8	9	69	3	23	0	0	2	15	6	46	4	31	1	8	3	23	3	23	4	31	3	23
4	2	20	3	30	5	50	0	0	2	20	6	60	1	10	1	10	2	20	5	50	0	0	3	30	1	10	4	40	3	30	2	20
5	0	0	4	31	5	38	4	31	2	15	4	31	7	54	0	0	1	8	4	31	7	54	1	8	1	8	9	69	3	23	0	0
Total	6	10	15	24	32	51	10	16	10	16	26	41	24	38	3	5	12	19	25	40	19	30	7	11	12	19	24	38	20	32	7	11

* Less than 5 students tested

Source:TELPAS data file 10/5/18

Texas English Language Proficiency Assessment System (TELPAS)
2018 Assessment Report

Hines-Caldwell Elementary School

No Progress Data Available

TELPAS Composite Rating

Grade	Number of Students	Beginning		Intermediate		Advanced		Advanced High		Average Composite Score
	N	N	%	N	%	N	%	N	%	
K	77	40	52	34	44	3	4	0	0	1.4
1	74	5	7	37	50	16	22	16	22	2.4
2	65	2	3	21	32	29	45	13	20	2.8
3	72	0	0	18	25	36	50	18	25	3.0
4	65	3	5	21	32	33	51	8	12	2.7
5	53	0	0	11	21	24	45	18	34	3.1
Total	406	50	12	142	35	141	35	73	18	2.5

* Less than 5 students tested

TELPAS Individual Language Domains

	Listening								Speaking								Reading								Writing							
	Beginning		Intermediate		Advanced		Advanced High		Beginning		Intermediate		Advanced		Advanced High		Beginning		Intermediate		Advanced		Advanced High		Beginning		Intermediate		Advanced		Advanced High	
Grade	N	%	N	%	N	%	N	%	N	%	N	%	N	%	N	%	N	%	N	%	N	%	N	%	N	%	N	%	N	%	N	%
K	24	31	43	56	7	9	3	4	40	52	29	38	5	6	3	4	72	94	5	6	0	0	0	0	73	95	0	0	1	1	3	4
1	2	3	11	15	38	51	23	31	6	8	26	35	21	28	21	28	40	54	11	15	12	16	11	15	38	51	16	22	9	12	11	15
2	1	2	14	22	32	49	18	28	2	3	17	26	33	51	13	20	9	14	27	42	20	31	9	14	8	12	23	35	18	28	16	25
3	0	0	9	13	22	31	41	57	2	3	19	26	36	50	15	21	10	14	17	24	19	26	26	36	11	15	13	18	25	35	23	32
4	11	17	20	31	23	35	11	17	3	5	20	31	40	62	2	3	6	9	27	42	24	37	8	12	7	11	13	20	25	38	20	31
5	1	2	13	25	21	40	18	34	0	0	13	25	35	66	5	9	2	4	10	19	14	26	27	51	2	4	11	21	27	51	13	25
Total	39	10	110	27	143	35	114	28	53	13	124	31	170	42	59	15	139	34	97	24	89	22	81	20	139	34	76	19	105	26	86	21

* Less than 5 students tested

Source:TELPAS data file 10/5/18

Texas English Language Proficiency Assessment System (TELPAS)
2018 Assessment Report

Hobby Elementary School

No Progress Data Available

TELPAS Composite Rating

Grade	Number of Students	Beginning		Intermediate		Advanced		Advanced High		Average Composite Score
	N	N	%	N	%	N	%	N	%	
K	43	21	49	17	40	1	2	4	9	1.6
1	59	17	29	16	27	16	27	10	17	2.3
2	55	3	5	29	53	17	31	6	11	2.4
3	56	1	2	20	36	21	38	14	25	2.8
4	49	1	2	11	22	26	53	11	22	2.9
5	50	0	0	12	24	26	52	12	24	2.9
Total	312	43	14	105	34	107	34	57	18	2.5

* Less than 5 students tested

TELPAS Individual Language Domains

	Listening								Speaking								Reading								Writing							
	Beginning		Intermediate		Advanced		Advanced High		Beginning		Intermediate		Advanced		Advanced High		Beginning		Intermediate		Advanced		Advanced High		Beginning		Intermediate		Advanced		Advanced High	
Grade	N	%	N	%	N	%	N	%	N	%	N	%	N	%	N	%	N	%	N	%	N	%	N	%	N	%	N	%	N	%	N	%
K	20	47	17	40	2	5	4	9	21	49	17	40	3	7	2	5	23	53	15	35	2	5	3	7	30	70	8	19	5	12	0	0
1	17	29	14	24	17	29	11	19	19	32	14	24	17	29	9	15	24	41	8	14	19	32	8	14	21	36	8	14	21	36	9	15
2	4	7	18	33	26	47	7	13	6	11	26	47	16	29	7	13	13	24	31	56	8	15	3	5	15	27	17	31	11	20	12	22
3	0	0	14	25	17	30	25	45	3	5	18	32	25	45	10	18	11	20	19	34	10	18	16	29	4	7	17	30	24	43	11	20
4	4	8	19	39	19	39	7	14	2	4	12	24	26	53	9	18	4	8	17	35	19	39	9	18	3	6	7	14	13	27	26	53
5	2	4	16	32	23	46	9	18	1	2	16	32	27	54	6	12	3	6	17	34	18	36	12	24	1	2	12	24	16	32	21	42
Total	47	15	98	31	104	33	63	20	52	17	103	33	114	37	43	14	78	25	107	34	76	24	51	16	74	24	69	22	90	29	79	25

* Less than 5 students tested

Source:TELPAS data file 10/5/18

Texas English Language Proficiency Assessment System (TELPAS)
2018 Assessment Report

Horn Elementary School

No Progress Data Available

TELPAS Composite Rating

Grade	Number of Students	Beginning		Intermediate		Advanced		Advanced High		Average Composite Score
	N	N	%	N	%	N	%	N	%	
K	25	12	48	5	20	5	20	3	12	1.9
1	28	3	11	5	18	7	25	13	46	3.0
2	15	0	0	7	47	6	40	2	13	2.7
3	14	0	0	5	36	5	36	4	29	2.9
4	10	1	10	2	20	4	40	3	30	2.7
5	7	0	0	3	43	2	29	2	29	2.9
Total	99	16	16	27	27	29	29	27	27	2.6

* Less than 5 students tested

TELPAS Individual Language Domains

	Listening								Speaking								Reading								Writing							
	Beginning		Intermediate		Advanced		Advanced High		Beginning		Intermediate		Advanced		Advanced High		Beginning		Intermediate		Advanced		Advanced High		Beginning		Intermediate		Advanced		Advanced High	
Grade	N	%	N	%	N	%	N	%	N	%	N	%	N	%	N	%	N	%	N	%	N	%	N	%	N	%	N	%	N	%	N	%
K	11	44	6	24	5	20	3	12	12	48	8	32	3	12	2	8	11	44	7	28	4	16	3	12	13	52	7	28	2	8	3	12
1	3	11	6	21	8	29	11	39	5	18	5	18	6	21	12	43	5	18	4	14	5	18	14	50	5	18	5	18	3	11	15	54
2	1	7	4	27	3	20	7	47	0	0	10	67	5	33	0	0	1	7	6	40	4	27	4	27	3	20	6	40	3	20	3	20
3	0	0	4	29	3	21	7	50	1	7	4	29	8	57	1	7	1	7	4	29	4	29	5	36	1	7	5	36	6	43	2	14
4	1	10	4	40	2	20	3	30	1	10	3	30	6	60	0	0	1	10	3	30	3	30	3	30	2	20	1	10	6	60	1	10
5	2	29	1	14	2	29	2	29	0	0	3	43	4	57	0	0	0	0	3	43	1	14	3	43	0	0	2	29	2	29	3	43
Total	18	18	25	25	23	23	33	33	19	19	33	33	32	32	15	15	19	19	27	27	21	21	32	32	24	24	26	26	22	22	27	27

* Less than 5 students tested

Source:TELPAS data file 10/5/18

Texas English Language Proficiency Assessment System (TELPAS)
2018 Assessment Report

Isaacs Elementary School

No Progress Data Available

TELPAS Composite Rating

Grade	Number of Students	Beginning		Intermediate		Advanced		Advanced High		Average Composite Score
	N	N	%	N	%	N	%	N	%	
K	11	8	73	3	27	0	0	0	0	1.4
1	15	12	80	3	20	0	0	0	0	1.3
2	22	1	5	15	68	6	27	0	0	2.1
3	16	0	0	6	38	7	44	3	19	2.8
4	24	0	0	11	46	5	21	8	33	2.8
5	15	2	13	9	60	4	27	0	0	2.1
Total	103	23	22	47	46	22	21	11	11	2.2

* Less than 5 students tested

TELPAS Individual Language Domains

	Listening								Speaking								Reading								Writing							
	Beginning		Intermediate		Advanced		Advanced High		Beginning		Intermediate		Advanced		Advanced High		Beginning		Intermediate		Advanced		Advanced High		Beginning		Intermediate		Advanced		Advanced High	
Grade	N	%	N	%	N	%	N	%	N	%	N	%	N	%	N	%	N	%	N	%	N	%	N	%	N	%	N	%	N	%	N	%
K	8	73	0	0	1	9	2	18	8	73	0	0	1	9	2	18	11	100	0	0	0	0	0	0	11	100	0	0	0	0	0	0
1	12	80	0	0	1	7	2	13	12	80	0	0	1	7	2	13	15	100	0	0	0	0	0	0	15	100	0	0	0	0	0	0
2	1	5	7	32	10	45	4	18	2	9	17	77	3	14	0	0	8	36	10	45	4	18	0	0	12	55	8	36	2	9	0	0
3	0	0	5	31	7	44	4	25	0	0	3	19	11	69	2	13	5	31	7	44	2	13	2	13	1	6	4	25	6	38	5	31
4	0	0	6	25	11	46	7	29	1	4	8	33	14	58	1	4	4	17	8	33	3	13	9	38	4	17	6	25	5	21	9	38
5	2	13	8	53	4	27	1	7	2	13	10	67	3	20	0	0	4	27	10	67	1	7	0	0	1	7	9	60	5	33	0	0
Total	23	22	26	25	34	33	20	19	25	24	38	37	33	32	7	7	47	46	35	34	10	10	11	11	44	43	27	26	18	17	14	14

* Less than 5 students tested

Source:TELPAS data file 10/5/18

Texas English Language Proficiency Assessment System (TELPAS)
2018 Assessment Report

Janowski Elementary School

No Progress Data Available

TELPAS Composite Rating

Grade	Number of Students	Beginning		Intermediate		Advanced		Advanced High		Average Composite Score
	N	N	%	N	%	N	%	N	%	
K	58	43	74	14	24	0	0	1	2	1.2
1	53	32	60	20	38	1	2	0	0	1.4
2	65	6	9	42	65	15	23	2	3	2.2
3	63	4	6	34	54	15	24	10	16	2.5
4	53	3	6	21	40	26	49	3	6	2.5
5	44	1	2	10	23	26	59	7	16	2.8
Total	336	89	26	141	42	83	25	23	7	2.1

* Less than 5 students tested

TELPAS Individual Language Domains

	Listening								Speaking								Reading								Writing							
	Beginning		Intermediate		Advanced		Advanced High		Beginning		Intermediate		Advanced		Advanced High		Beginning		Intermediate		Advanced		Advanced High		Beginning		Intermediate		Advanced		Advanced High	
Grade	N	%	N	%	N	%	N	%	N	%	N	%	N	%	N	%	N	%	N	%	N	%	N	%	N	%	N	%	N	%	N	%
K	37	64	17	29	3	5	1	2	43	74	13	22	1	2	1	2	57	98	0	0	1	2	0	0	57	98	0	0	1	2	0	0
1	29	55	19	36	5	9	0	0	32	60	19	36	2	4	0	0	39	74	13	25	1	2	0	0	43	81	9	17	1	2	0	0
2	4	6	26	40	24	37	11	17	6	9	44	68	15	23	0	0	18	27	34	52	10	15	4	6	30	45	21	32	13	20	2	3
3	3	5	15	24	21	33	24	38	10	16	32	51	15	24	6	10	16	25	22	35	10	16	15	24	21	33	21	33	12	19	9	14
4	9	17	15	28	20	38	9	17	5	9	21	40	23	43	4	8	7	13	18	33	20	37	9	17	14	26	18	33	17	31	5	9
5	3	7	10	23	25	57	6	14	2	5	8	18	30	68	4	9	1	2	14	32	20	45	9	20	4	9	12	27	14	32	14	32
Total	85	25	102	30	98	29	51	15	98	29	137	41	86	26	15	4	138	41	101	30	62	18	37	11	169	50	81	24	58	17	30	9

* Less than 5 students tested

Source:TELPAS data file 10/5/18

Texas English Language Proficiency Assessment System (TELPAS)
2018 Assessment Report

Jefferson Elementary School

No Progress Data Available

TELPAS Composite Rating

Grade	Number of Students	Beginning		Intermediate		Advanced		Advanced High		Average Composite Score
	N	N	%	N	%	N	%	N	%	
K	17	17	100	0	0	0	0	0	0	1.0
1	23	3	13	17	74	3	13	0	0	1.9
2	29	1	3	8	28	18	62	2	7	2.7
3	21	0	0	2	10	12	57	7	33	3.2
4	25	0	0	7	28	15	60	3	12	2.9
5	17	0	0	0	0	6	35	11	65	3.5
Total	132	21	16	34	26	54	41	23	17	2.5

* Less than 5 students tested

TELPAS Individual Language Domains

	Listening								Speaking								Reading								Writing							
	Beginning		Intermediate		Advanced		Advanced High		Beginning		Intermediate		Advanced		Advanced High		Beginning		Intermediate		Advanced		Advanced High		Beginning		Intermediate		Advanced		Advanced High	
Grade	N	%	N	%	N	%	N	%	N	%	N	%	N	%	N	%	N	%	N	%	N	%	N	%	N	%	N	%	N	%	N	%
K	17	100	0	0	0	0	0	0	16	94	1	6	0	0	0	0	17	100	0	0	0	0	0	0	17	100	0	0	0	0	0	0
1	3	13	17	74	3	13	0	0	3	13	17	74	3	13	0	0	6	26	15	65	2	9	0	0	9	39	13	57	1	4	0	0
2	1	3	7	24	18	62	3	10	0	0	7	24	13	45	9	31	3	10	15	52	7	24	4	14	3	10	13	45	10	34	3	10
3	0	0	3	14	10	48	8	38	0	0	2	10	14	67	5	24	1	5	5	24	8	38	7	33	1	5	3	14	10	48	7	33
4	3	12	9	36	9	36	4	16	2	8	8	32	10	40	5	20	0	0	8	32	10	40	7	28	0	0	6	24	9	36	10	40
5	0	0	2	12	6	35	9	53	0	0	3	18	12	71	2	12	0	0	1	6	5	29	11	65	0	0	0	0	3	18	14	82
Total	24	18	38	29	46	35	24	18	21	16	38	29	52	39	21	16	27	20	44	33	32	24	29	22	30	23	35	27	33	25	34	26

* Less than 5 students tested

Source:TELPAS data file 10/5/18

Texas English Language Proficiency Assessment System (TELPAS)
2018 Assessment Report

Kandy Stripe Academy

No Progress Data Available

TELPAS Composite Rating

Grade	Number of Students	Beginning		Intermediate		Advanced		Advanced High		Average Composite Score
	N	N	%	N	%	N	%	N	%	
2	1	*	*	*	*	*	*	*	*	*
Total	1	*	*	*	*	*	*	*	*	*

* Less than 5 students tested

TELPAS Individual Language Domains

	Listening								Speaking								Reading								Writing							
	Beginning		Intermediate		Advanced		Advanced High		Beginning		Intermediate		Advanced		Advanced High		Beginning		Intermediate		Advanced		Advanced High		Beginning		Intermediate		Advanced		Advanced High	
Grade	N	%	N	%	N	%	N	%	N	%	N	%	N	%	N	%	N	%	N	%	N	%	N	%	N	%	N	%	N	%	N	%
2	*	*	*	*	*	*	*	*	*	*	*	*	*	*	*	*	*	*	*	*	*	*	*	*	*	*	*	*	*	*	*	*
Total	*	*	*	*	*	*	*	*	*	*	*	*	*	*	*	*	*	*	*	*	*	*	*	*	*	*	*	*	*	*	*	*

* Less than 5 students tested

Source:TELPAS data file 10/5/18

Texas English Language Proficiency Assessment System (TELPAS)
2018 Assessment Report

Kashmere Gardens Elementary School

No Progress Data Available

TELPAS Composite Rating

Grade	Number of Students	Beginning		Intermediate		Advanced		Advanced High		Average Composite Score
	N	N	%	N	%	N	%	N	%	
K	5	2	40	0	0	3	60	0	0	2.3
1	11	4	36	4	36	3	27	0	0	1.9
2	11	1	9	8	73	2	18	0	0	2.3
3	3	*	*	*	*	*	*	*	*	*
4	8	2	25	5	63	1	13	0	0	1.8
5	7	0	0	2	29	2	29	3	43	3.1
Total	45	9	20	21	47	12	27	3	7	2.2

* Less than 5 students tested

TELPAS Individual Language Domains

	Listening								Speaking								Reading								Writing							
	Beginning		Intermediate		Advanced		Advanced High		Beginning		Intermediate		Advanced		Advanced High		Beginning		Intermediate		Advanced		Advanced High		Beginning		Intermediate		Advanced		Advanced High	
Grade	N	%	N	%	N	%	N	%	N	%	N	%	N	%	N	%	N	%	N	%	N	%	N	%	N	%	N	%	N	%	N	%
K	2	40	0	0	3	60	0	0	2	40	0	0	3	60	0	0	2	40	0	0	3	60	0	0	2	40	0	0	2	40	1	20
1	2	18	6	55	2	18	1	9	4	36	4	36	3	27	0	0	5	45	3	27	3	27	0	0	6	55	4	36	1	9	0	0
2	1	9	3	27	5	45	2	18	2	18	7	64	1	9	1	9	3	27	6	55	2	18	0	0	3	27	4	36	2	18	2	18
3	*	*	*	*	*	*	*	*	*	*	*	*	*	*	*	*	*	*	*	*	*	*	*	*	*	*	*	*	*	*	*	*
4	3	38	5	63	0	0	0	0	2	25	5	63	1	13	0	0	4	50	2	25	2	25	0	0	3	38	3	38	2	25	0	0
5	1	14	1	14	2	29	3	43	0	0	3	43	3	43	1	14	1	14	1	14	0	0	5	71	0	0	1	14	3	43	3	43
Total	9	20	15	34	13	30	7	16	10	23	20	45	12	27	2	5	17	38	12	27	11	24	5	11	15	33	12	27	12	27	6	13

* Less than 5 students tested

Source:TELPAS data file 10/5/18

Texas English Language Proficiency Assessment System (TELPAS)
2018 Assessment Report

Kelso Elementary School

No Progress Data Available

TELPAS Composite Rating

Grade	Number of Students	Beginning		Intermediate		Advanced		Advanced High		Average Composite Score
	N	N	%	N	%	N	%	N	%	
K	32	21	66	3	9	8	25	0	0	1.6
1	35	7	20	9	26	12	34	7	20	2.4
2	41	6	15	22	54	11	27	2	5	2.2
3	31	1	3	12	39	16	52	2	6	2.5
4	35	6	17	13	37	14	40	2	6	2.2
5	46	2	4	24	52	18	39	2	4	2.6
Total	220	43	20	83	38	79	36	15	7	2.3

* Less than 5 students tested

TELPAS Individual Language Domains

	Listening								Speaking								Reading								Writing							
	Beginning		Intermediate		Advanced		Advanced High		Beginning		Intermediate		Advanced		Advanced High		Beginning		Intermediate		Advanced		Advanced High		Beginning		Intermediate		Advanced		Advanced High	
Grade	N	%	N	%	N	%	N	%	N	%	N	%	N	%	N	%	N	%	N	%	N	%	N	%	N	%	N	%	N	%	N	%
K	21	66	1	3	10	31	0	0	20	63	1	3	11	34	0	0	24	75	0	0	8	25	0	0	24	75	0	0	8	25	0	0
1	7	20	6	17	10	29	12	34	7	20	6	17	10	29	12	34	15	43	9	26	8	23	3	9	15	43	12	34	5	14	3	9
2	5	12	13	32	16	39	7	17	8	20	19	46	12	29	2	5	12	29	14	34	11	27	4	10	19	46	10	24	12	29	0	0
3	1	3	6	19	13	42	11	35	3	10	21	68	6	19	1	3	4	13	11	35	11	35	5	16	4	13	15	50	9	30	2	7
4	8	22	16	43	10	27	3	8	8	22	17	46	12	32	0	0	6	16	21	57	6	16	4	11	11	31	11	31	8	23	5	14
5	3	7	20	43	14	30	9	20	13	28	14	30	17	37	2	4	3	7	17	37	19	41	7	15	4	9	15	33	18	39	9	20
Total	45	20	62	28	73	33	42	19	59	27	78	35	68	31	17	8	64	29	72	32	63	28	23	10	77	35	63	29	60	27	19	9

* Less than 5 students tested

Source:TELPAS data file 10/5/18

Texas English Language Proficiency Assessment System (TELPAS)
2018 Assessment Report

Kennedy Elementary School

No Progress Data Available

TELPAS Composite Rating

Grade	Number of Students	Beginning		Intermediate		Advanced		Advanced High		Average Composite Score
	N	N	%	N	%	N	%	N	%	
K	56	38	68	12	21	6	11	0	0	1.5
1	64	4	6	37	58	21	33	2	3	2.2
2	72	1	1	41	57	26	36	4	6	2.4
3	63	1	2	23	37	25	40	14	22	2.7
4	64	3	5	19	30	33	52	9	14	2.8
5	59	1	2	18	31	24	41	16	27	2.9
Total	378	48	13	150	40	135	36	45	12	2.4

* Less than 5 students tested

TELPAS Individual Language Domains

	Listening								Speaking								Reading								Writing							
	Beginning		Intermediate		Advanced		Advanced High		Beginning		Intermediate		Advanced		Advanced High		Beginning		Intermediate		Advanced		Advanced High		Beginning		Intermediate		Advanced		Advanced High	
Grade	N	%	N	%	N	%	N	%	N	%	N	%	N	%	N	%	N	%	N	%	N	%	N	%	N	%	N	%	N	%	N	%
K	25	45	19	34	8	14	4	7	37	66	11	20	4	7	4	7	46	82	4	7	6	11	0	0	48	86	4	7	4	7	0	0
1	1	2	36	56	25	39	2	3	10	16	38	59	13	20	3	5	6	9	44	69	12	19	2	3	6	9	50	78	6	9	2	3
2	9	13	39	54	14	19	10	14	6	8	39	54	25	35	2	3	21	29	33	46	16	22	2	3	7	10	17	24	31	43	17	24
3	3	5	17	27	26	41	17	27	3	5	20	32	30	48	10	16	13	21	23	37	15	24	12	19	5	8	14	22	40	63	4	6
4	7	11	23	36	29	45	5	8	8	13	16	25	35	55	5	8	6	9	18	28	27	42	13	20	5	8	8	13	20	31	31	48
5	4	7	16	27	23	39	16	27	3	5	21	36	29	49	6	10	1	2	24	41	17	29	17	29	3	5	15	25	23	39	18	31
Total	49	13	150	40	125	33	54	14	67	18	145	38	136	36	30	8	93	25	146	39	93	25	46	12	74	20	108	29	124	33	72	19

* Less than 5 students tested

Source:TELPAS data file 10/5/18

Texas English Language Proficiency Assessment System (TELPAS)
2018 Assessment Report

Ketelsen Elementary School

No Progress Data Available

TELPAS Composite Rating

Grade	Number of Students	Beginning		Intermediate		Advanced		Advanced High		Average Composite Score
	N	N	%	N	%	N	%	N	%	
K	36	27	75	7	19	1	3	1	3	1.2
1	44	2	5	31	70	8	18	3	7	2.1
2	39	1	3	10	26	20	51	8	21	2.8
3	37	0	0	6	16	18	49	13	35	3.1
4	33	0	0	6	18	15	45	12	36	3.1
5	21	0	0	5	24	11	52	5	24	3.0
Total	210	30	14	65	31	73	35	42	20	2.5

* Less than 5 students tested

TELPAS Individual Language Domains

	Listening								Speaking								Reading								Writing							
	Beginning		Intermediate		Advanced		Advanced High		Beginning		Intermediate		Advanced		Advanced High		Beginning		Intermediate		Advanced		Advanced High		Beginning		Intermediate		Advanced		Advanced High	
Grade	N	%	N	%	N	%	N	%	N	%	N	%	N	%	N	%	N	%	N	%	N	%	N	%	N	%	N	%	N	%	N	%
K	27	75	7	19	1	3	1	3	27	75	7	19	2	6	0	0	32	89	3	8	0	0	1	3	32	89	3	8	1	3	0	0
1	1	2	28	64	12	27	3	7	3	7	30	68	8	18	3	7	9	20	32	73	0	0	3	7	11	25	30	68	0	0	3	7
2	2	5	9	23	23	59	5	13	1	3	11	28	21	54	6	15	3	8	17	44	12	31	7	18	4	10	7	18	11	28	17	44
3	0	0	7	19	11	30	19	51	0	0	12	32	21	57	4	11	4	11	11	30	7	19	15	41	3	8	4	11	14	38	16	43
4	1	3	10	30	16	48	6	18	2	6	4	12	24	73	3	9	1	3	7	21	11	33	14	42	2	6	2	6	10	30	19	58
5	2	10	10	48	6	29	3	14	0	0	4	19	14	67	3	14	1	5	8	38	8	38	4	19	1	5	0	0	0	0	20	95
Total	33	16	71	34	69	33	37	18	33	16	68	32	90	43	19	9	50	24	78	37	38	18	44	21	53	25	46	22	36	17	75	36

* Less than 5 students tested

Source:TELPAS data file 10/5/18

Texas English Language Proficiency Assessment System (TELPAS)
2018 Assessment Report

Kolter Elementary School

No Progress Data Available

TELPAS Composite Rating

Grade	Number of Students	Beginning		Intermediate		Advanced		Advanced High		Average Composite Score
	N	N	%	N	%	N	%	N	%	
K	16	1	6	4	25	10	63	1	6	2.5
1	12	2	17	2	17	1	8	7	58	2.9
2	10	0	0	7	70	3	30	0	0	2.5
3	13	0	0	2	15	6	46	5	38	3.1
4	10	0	0	2	20	5	50	3	30	2.9
5	6	0	0	2	33	3	50	1	17	2.8
Total	67	3	4	19	28	28	42	17	25	2.8

* Less than 5 students tested

TELPAS Individual Language Domains

	Listening								Speaking								Reading								Writing							
	Beginning		Intermediate		Advanced		Advanced High		Beginning		Intermediate		Advanced		Advanced High		Beginning		Intermediate		Advanced		Advanced High		Beginning		Intermediate		Advanced		Advanced High	
Grade	N	%	N	%	N	%	N	%	N	%	N	%	N	%	N	%	N	%	N	%	N	%	N	%	N	%	N	%	N	%	N	%
K	1	6	2	13	10	63	3	19	1	6	4	25	11	69	0	0	5	31	4	25	5	31	2	13	4	25	4	25	8	50	0	0
1	2	17	2	17	1	8	7	58	2	17	3	25	1	8	6	50	2	17	2	17	3	25	5	42	2	17	3	25	3	25	4	33
2	0	0	3	30	4	40	3	30	2	20	7	70	0	0	1	10	0	0	7	70	2	20	1	10	0	0	6	60	3	30	1	10
3	0	0	2	15	3	23	8	62	1	8	4	31	4	31	4	31	1	8	4	31	2	15	6	46	1	8	1	8	6	46	5	38
4	0	0	5	50	3	30	2	20	0	0	1	10	8	80	1	10	0	0	1	10	6	60	3	30	0	0	5	50	4	40	1	10
5	1	17	1	17	2	33	2	33	0	0	2	33	4	67	0	0	0	0	2	33	1	17	3	50	0	0	4	67	1	17	1	17
Total	4	6	15	22	23	34	25	37	6	9	21	31	28	42	12	18	8	12	20	30	19	28	20	30	7	10	23	34	25	37	12	18

* Less than 5 students tested

Source:TELPAS data file 10/5/18

Texas English Language Proficiency Assessment System (TELPAS)
2018 Assessment Report

Lantrip Elementary School

No Progress Data Available

TELPAS Composite Rating

Grade	Number of Students	Beginning		Intermediate		Advanced		Advanced High		Average Composite Score
	N	N	%	N	%	N	%	N	%	
K	26	10	38	10	38	5	19	1	4	2.1
1	48	3	6	14	29	24	50	7	15	2.6
2	33	1	3	9	27	15	45	8	24	2.9
3	31	0	0	3	10	15	48	13	42	3.2
4	28	1	4	2	7	21	75	4	14	2.9
5	17	0	0	3	18	4	24	10	59	3.3
Total	183	15	8	41	22	84	46	43	23	2.8

* Less than 5 students tested

TELPAS Individual Language Domains

	Listening								Speaking								Reading								Writing							
	Beginning		Intermediate		Advanced		Advanced High		Beginning		Intermediate		Advanced		Advanced High		Beginning		Intermediate		Advanced		Advanced High		Beginning		Intermediate		Advanced		Advanced High	
Grade	N	%	N	%	N	%	N	%	N	%	N	%	N	%	N	%	N	%	N	%	N	%	N	%	N	%	N	%	N	%	N	%
K	7	27	3	12	7	27	9	35	12	46	2	8	6	23	6	23	15	58	4	15	5	19	2	8	17	65	4	15	4	15	1	4
1	1	2	19	40	18	38	10	21	4	8	15	31	20	42	9	19	6	13	19	40	20	42	3	6	6	13	25	52	14	29	3	6
2	1	3	8	24	12	36	12	36	0	0	3	9	17	52	13	39	4	12	13	39	10	30	6	18	3	9	13	39	6	18	11	33
3	0	0	4	13	13	42	14	45	0	0	6	19	15	48	10	32	2	6	4	13	11	35	14	45	1	3	6	19	11	35	13	42
4	2	7	11	39	14	50	1	4	0	0	2	7	21	75	5	18	1	4	11	39	11	39	5	18	1	4	3	11	10	36	14	50
5	0	0	3	18	6	35	8	47	1	6	3	18	7	41	6	35	0	0	2	12	5	29	10	59	1	6	2	12	5	29	9	53
Total	11	6	48	26	70	38	54	30	17	9	31	17	86	47	49	27	28	15	53	29	62	34	40	22	29	16	53	29	50	27	51	28

* Less than 5 students tested

Source:TELPAS data file 10/5/18

Texas English Language Proficiency Assessment System (TELPAS)
2018 Assessment Report

Law Elementary School

No Progress Data Available

TELPAS Composite Rating

Grade	Number of Students	Beginning		Intermediate		Advanced		Advanced High		Average Composite Score
	N	N	%	N	%	N	%	N	%	
K	25	16	64	8	32	1	4	0	0	1.3
1	21	4	19	9	43	4	19	4	19	2.2
2	29	1	3	15	52	10	34	3	10	2.4
3	33	1	3	16	48	13	39	3	9	2.5
4	34	4	12	11	32	17	50	2	6	2.4
5	37	4	11	13	35	16	43	4	11	2.4
Total	179	30	17	72	40	61	34	16	9	2.3

* Less than 5 students tested

TELPAS Individual Language Domains

	Listening								Speaking								Reading								Writing							
	Beginning		Intermediate		Advanced		Advanced High		Beginning		Intermediate		Advanced		Advanced High		Beginning		Intermediate		Advanced		Advanced High		Beginning		Intermediate		Advanced		Advanced High	
Grade	N	%	N	%	N	%	N	%	N	%	N	%	N	%	N	%	N	%	N	%	N	%	N	%	N	%	N	%	N	%	N	%
K	16	64	8	32	0	0	1	4	15	60	9	36	0	0	1	4	20	80	5	20	0	0	0	0	22	88	2	8	1	4	0	0
1	3	14	9	43	5	24	4	19	4	19	9	43	4	19	4	19	8	38	8	38	3	14	2	10	8	38	8	38	3	14	2	10
2	1	3	11	38	10	34	7	24	1	3	16	55	12	41	0	0	7	24	13	45	5	17	4	14	11	38	7	24	7	24	4	14
3	1	3	8	24	11	33	13	39	2	6	12	36	19	58	0	0	7	21	11	33	6	18	9	27	13	39	14	42	6	18	0	0
4	5	14	13	37	13	37	4	11	4	11	17	49	13	37	1	3	5	14	12	34	14	40	4	11	9	26	13	38	9	26	3	9
5	5	14	15	41	11	30	6	16	6	16	12	32	18	49	1	3	3	8	9	24	18	49	7	19	10	27	17	46	8	22	2	5
Total	31	17	64	36	50	28	35	19	32	18	75	42	66	37	7	4	50	28	58	32	46	26	26	14	73	41	61	34	34	19	11	6

* Less than 5 students tested

Source:TELPAS data file 10/5/18

Texas English Language Proficiency Assessment System (TELPAS)
2018 Assessment Report

Lewis Elementary School

No Progress Data Available

TELPAS Composite Rating

Grade	Number of Students	Beginning		Intermediate		Advanced		Advanced High		Average Composite Score
	N	N	%	N	%	N	%	N	%	
1	97	63	65	27	28	5	5	2	2	1.4
2	86	5	6	59	69	17	20	5	6	2.2
3	100	7	7	42	42	43	43	8	8	2.5
4	107	15	14	56	52	25	23	11	10	2.2
5	92	7	8	27	29	39	42	19	21	2.7
Total	482	97	20	211	44	129	27	45	9	2.2

* Less than 5 students tested

TELPAS Individual Language Domains

Grade	Listening								Speaking								Reading								Writing							
	Beginning		Intermediate		Advanced		Advanced High		Beginning		Intermediate		Advanced		Advanced High		Beginning		Intermediate		Advanced		Advanced High		Beginning		Intermediate		Advanced		Advanced High	
	N	%	N	%	N	%	N	%	N	%	N	%	N	%	N	%	N	%	N	%	N	%	N	%	N	%	N	%	N	%	N	%
1	40	41	46	47	9	9	2	2	64	66	24	25	8	8	1	1	81	84	10	10	4	4	2	2	81	84	10	10	4	4	2	2
2	13	15	40	47	19	22	14	16	11	13	45	52	28	33	2	2	21	24	46	53	10	12	9	10	31	36	38	44	10	12	7	8
3	5	5	36	36	32	32	27	27	12	12	47	47	33	33	8	8	25	25	43	43	23	23	9	9	23	23	33	33	28	28	16	16
4	26	24	45	42	23	21	13	12	12	11	49	46	40	37	6	6	27	25	45	42	21	20	14	13	44	41	31	29	23	21	9	8
5	13	14	26	28	32	35	21	23	13	14	20	22	41	45	18	20	8	9	26	28	28	30	30	33	18	20	25	27	35	38	14	15
Total	97	20	193	40	115	24	77	16	112	23	185	38	150	31	35	7	162	34	170	35	86	18	64	13	197	41	137	28	100	21	48	10

* Less than 5 students tested

Source:TELPAS data file 10/5/18

Texas English Language Proficiency Assessment System (TELPAS)
2018 Assessment Report

Lockhart Elementary School

No Progress Data Available

TELPAS Composite Rating

Grade	Number of Students	Beginning		Intermediate		Advanced		Advanced High		Average Composite Score
	N	N	%	N	%	N	%	N	%	
3	1	*	*	*	*	*	*	*	*	*
Total	1	*	*	*	*	*	*	*	*	*

* Less than 5 students tested

TELPAS Individual Language Domains

	Listening								Speaking								Reading								Writing							
	Beginning		Intermediate		Advanced		Advanced High		Beginning		Intermediate		Advanced		Advanced High		Beginning		Intermediate		Advanced		Advanced High		Beginning		Intermediate		Advanced		Advanced High	
Grade	N	%	N	%	N	%	N	%	N	%	N	%	N	%	N	%	N	%	N	%	N	%	N	%	N	%	N	%	N	%	N	%
3	*	*	*	*	*	*	*	*	*	*	*	*	*	*	*	*	*	*	*	*	*	*	*	*	*	*	*	*	*	*	*	*
Total	*	*	*	*	*	*	*	*	*	*	*	*	*	*	*	*	*	*	*	*	*	*	*	*	*	*	*	*	*	*	*	*

* Less than 5 students tested

Source:TELPAS data file 10/5/18

Texas English Language Proficiency Assessment System (TELPAS)
2018 Assessment Report

Longfellow Elementary School

No Progress Data Available

TELPAS Composite Rating

Grade	Number of Students	Beginning		Intermediate		Advanced		Advanced High		Average Composite Score
	N	N	%	N	%	N	%	N	%	
K	17	1	6	3	18	4	24	9	53	3.2
1	15	1	7	5	33	5	33	4	27	2.8
2	16	1	6	5	31	6	38	4	25	2.7
3	15	2	13	5	33	5	33	3	20	2.7
4	12	1	8	3	25	4	33	4	33	2.7
5	12	0	0	4	33	4	33	4	33	2.8
Total	87	6	7	25	29	28	32	28	32	2.8

* Less than 5 students tested

TELPAS Individual Language Domains

	Listening								Speaking								Reading								Writing							
	Beginning		Intermediate		Advanced		Advanced High		Beginning		Intermediate		Advanced		Advanced High		Beginning		Intermediate		Advanced		Advanced High		Beginning		Intermediate		Advanced		Advanced High	
Grade	N	%	N	%	N	%	N	%	N	%	N	%	N	%	N	%	N	%	N	%	N	%	N	%	N	%	N	%	N	%	N	%
K	0	0	5	29	5	29	7	41	1	6	3	18	6	35	7	41	3	18	1	6	3	18	10	59	2	12	3	18	3	18	9	53
1	1	7	4	27	6	40	4	27	0	0	5	33	4	27	6	40	1	7	6	40	5	33	3	20	3	20	6	40	3	20	3	20
2	1	6	4	25	8	50	3	19	0	0	6	38	10	63	0	0	3	20	4	27	2	13	6	40	2	13	4	27	7	47	2	13
3	0	0	4	27	4	27	7	47	2	13	6	40	5	33	2	13	4	27	4	27	3	20	4	27	3	20	4	27	4	27	4	27
4	3	25	2	17	3	25	4	33	1	8	4	33	6	50	1	8	2	18	2	18	4	36	3	27	2	18	2	18	5	45	2	18
5	1	8	5	42	4	33	2	17	0	0	3	25	7	58	2	17	0	0	5	50	2	20	3	30	1	10	3	30	2	20	4	40
Total	6	7	24	28	30	34	27	31	4	5	27	31	38	44	18	21	13	16	22	27	19	23	29	35	13	16	22	27	24	29	24	29

* Less than 5 students tested

Source:TELPAS data file 10/5/18

Texas English Language Proficiency Assessment System (TELPAS)
2018 Assessment Report

Looscan Elementary School

No Progress Data Available

TELPAS Composite Rating

Grade	Number of Students	Beginning		Intermediate		Advanced		Advanced High		Average Composite Score
	N	N	%	N	%	N	%	N	%	
K	21	11	52	9	43	1	5	0	0	1.4
1	17	5	29	4	24	7	41	1	6	2.3
2	27	7	26	12	44	7	26	1	4	2.1
3	25	0	0	12	48	10	40	3	12	2.6
4	35	1	3	19	54	15	43	0	0	2.3
5	27	0	0	12	44	13	48	2	7	2.6
Total	152	24	16	68	45	53	35	7	5	2.2

* Less than 5 students tested

TELPAS Individual Language Domains

	Listening								Speaking								Reading								Writing							
	Beginning		Intermediate		Advanced		Advanced High		Beginning		Intermediate		Advanced		Advanced High		Beginning		Intermediate		Advanced		Advanced High		Beginning		Intermediate		Advanced		Advanced High	
Grade	N	%	N	%	N	%	N	%	N	%	N	%	N	%	N	%	N	%	N	%	N	%	N	%	N	%	N	%	N	%	N	%
K	10	48	9	43	2	10	0	0	11	52	8	38	2	10	0	0	17	81	4	19	0	0	0	0	17	81	4	19	0	0	0	0
1	3	18	3	18	8	47	3	18	5	29	4	24	4	24	4	24	6	35	7	41	2	12	2	12	7	41	6	35	3	18	1	6
2	4	15	8	30	13	48	2	7	10	37	13	48	4	15	0	0	10	37	15	56	1	4	1	4	11	41	6	22	3	11	7	26
3	1	4	6	24	11	44	7	28	2	8	11	44	9	36	3	12	8	32	9	36	5	20	3	12	2	8	9	36	11	44	3	12
4	4	11	20	57	10	29	1	3	6	17	12	34	16	46	1	3	5	14	24	69	6	17	0	0	3	9	14	40	10	29	8	23
5	0	0	11	41	13	48	3	11	5	19	11	41	11	41	0	0	2	7	6	22	12	44	7	26	0	0	15	56	9	33	3	11
Total	22	14	57	38	57	38	16	11	39	26	59	39	46	30	8	5	48	32	65	43	26	17	13	9	40	26	54	36	36	24	22	14

* Less than 5 students tested

Source:TELPAS data file 10/5/18

Texas English Language Proficiency Assessment System (TELPAS)
2018 Assessment Report

Love Elementary School

No Progress Data Available

TELPAS Composite Rating

Grade	Number of Students	Beginning		Intermediate		Advanced		Advanced High		Average Composite Score
	N	N	%	N	%	N	%	N	%	
K	30	2	7	14	47	14	47	0	0	2.2
1	34	1	3	21	62	9	26	3	9	2.3
2	21	0	0	12	57	6	29	3	14	2.4
3	27	0	0	5	19	15	56	7	26	3.0
4	27	0	0	5	19	15	56	7	26	3.0
5	41	1	2	5	12	13	32	22	54	3.2
Total	180	4	2	62	34	72	40	42	23	2.7

* Less than 5 students tested

TELPAS Individual Language Domains

	Listening								Speaking								Reading								Writing							
	Beginning		Intermediate		Advanced		Advanced High		Beginning		Intermediate		Advanced		Advanced High		Beginning		Intermediate		Advanced		Advanced High		Beginning		Intermediate		Advanced		Advanced High	
Grade	N	%	N	%	N	%	N	%	N	%	N	%	N	%	N	%	N	%	N	%	N	%	N	%	N	%	N	%	N	%	N	%
K	2	7	13	43	15	50	0	0	0	0	13	43	17	57	0	0	11	37	14	47	5	17	0	0	3	10	25	83	2	7	0	0
1	0	0	19	56	13	38	2	6	2	6	21	62	8	24	3	9	7	21	15	44	8	24	4	12	4	12	24	71	5	15	1	3
2	1	5	9	43	8	38	3	14	1	5	13	62	5	24	2	10	5	24	9	43	3	14	4	19	4	19	12	57	3	14	2	10
3	1	4	7	26	8	30	11	41	0	0	3	11	15	56	9	33	3	11	7	26	7	26	10	37	3	11	6	22	12	44	6	22
4	2	7	11	41	12	44	2	7	0	0	4	15	17	63	6	22	1	4	8	30	11	41	7	26	0	0	6	22	9	33	12	44
5	2	5	9	22	15	37	15	37	1	2	3	7	24	59	13	32	2	5	5	12	9	22	25	61	3	7	3	7	16	39	19	46
Total	8	4	68	38	71	39	33	18	4	2	57	32	86	48	33	18	29	16	58	32	43	24	50	28	17	9	76	42	47	26	40	22

* Less than 5 students tested

Source:TELPAS data file 10/5/18

Texas English Language Proficiency Assessment System (TELPAS)
2018 Assessment Report

Lovett Elementary School

No Progress Data Available

TELPAS Composite Rating

Grade	Number of Students	Beginning		Intermediate		Advanced		Advanced High		Average Composite Score
	N	N	%	N	%	N	%	N	%	
K	15	5	33	7	47	2	13	1	7	1.9
1	11	0	0	3	27	5	45	3	27	2.9
2	10	0	0	1	10	6	60	3	30	3.2
3	15	0	0	4	27	5	33	6	40	3.2
4	7	0	0	1	14	5	71	1	14	3.0
5	5	0	0	1	20	2	40	2	40	3.1
Total	63	5	8	17	27	25	40	16	25	2.8

* Less than 5 students tested

TELPAS Individual Language Domains

	Listening								Speaking								Reading								Writing							
	Beginning		Intermediate		Advanced		Advanced High		Beginning		Intermediate		Advanced		Advanced High		Beginning		Intermediate		Advanced		Advanced High		Beginning		Intermediate		Advanced		Advanced High	
Grade	N	%	N	%	N	%	N	%	N	%	N	%	N	%	N	%	N	%	N	%	N	%	N	%	N	%	N	%	N	%	N	%
K	4	27	4	27	6	40	1	7	6	40	7	47	1	7	1	7	5	33	8	53	1	7	1	7	7	47	5	33	2	13	1	7
1	0	0	2	18	7	64	2	18	0	0	4	36	5	45	2	18	1	9	2	18	6	55	2	18	0	0	4	36	5	45	2	18
2	0	0	1	10	5	50	4	40	1	10	4	40	3	30	2	20	0	0	3	30	5	50	2	20	0	0	1	10	1	10	8	80
3	0	0	3	20	2	13	10	67	0	0	2	13	8	53	5	33	1	7	7	47	0	0	7	47	1	7	4	27	4	27	6	40
4	0	0	1	14	5	71	1	14	0	0	1	14	6	86	0	0	1	14	2	29	3	43	1	14	0	0	1	14	1	14	5	71
5	1	20	0	0	2	40	2	40	0	0	1	20	3	60	1	20	0	0	2	40	1	20	2	40	0	0	1	20	2	40	2	40
Total	5	8	11	17	27	43	20	32	7	11	19	30	26	41	11	17	8	13	24	38	16	25	15	24	8	13	16	25	15	24	24	38

* Less than 5 students tested

Source:TELPAS data file 10/5/18

Texas English Language Proficiency Assessment System (TELPAS)
2018 Assessment Report

Lyons Elementary School

No Progress Data Available

TELPAS Composite Rating

Grade	Number of Students	Beginning		Intermediate		Advanced		Advanced High		Average Composite Score
	N	N	%	N	%	N	%	N	%	
K	69	6	9	62	90	1	1	0	0	1.5
1	57	8	14	32	56	16	28	1	2	2.0
2	75	2	3	46	61	24	32	3	4	2.3
3	77	0	0	14	18	38	49	25	32	3.1
4	70	1	1	10	14	34	49	25	36	3.0
5	73	1	1	7	10	32	44	33	45	3.2
Total	421	18	4	171	41	145	34	87	21	2.6

* Less than 5 students tested

TELPAS Individual Language Domains

	Listening								Speaking								Reading								Writing							
	Beginning		Intermediate		Advanced		Advanced High		Beginning		Intermediate		Advanced		Advanced High		Beginning		Intermediate		Advanced		Advanced High		Beginning		Intermediate		Advanced		Advanced High	
Grade	N	%	N	%	N	%	N	%	N	%	N	%	N	%	N	%	N	%	N	%	N	%	N	%	N	%	N	%	N	%	N	%
K	6	9	64	91	0	0	0	0	6	9	63	91	0	0	0	0	67	99	0	0	1	1	0	0	67	99	0	0	1	1	0	0
1	8	14	25	44	23	40	1	2	9	16	25	44	23	40	0	0	14	25	37	66	3	5	2	4	30	54	24	43	1	2	1	2
2	1	1	23	31	33	44	18	24	7	9	43	57	23	31	2	3	11	15	34	46	19	26	10	14	34	46	28	38	10	14	2	3
3	2	3	9	12	32	42	34	44	0	0	16	21	44	57	17	22	4	5	18	24	26	34	28	37	7	9	18	24	32	42	19	25
4	5	7	19	27	27	39	19	27	1	1	12	17	48	69	9	13	1	1	20	29	15	22	32	47	2	3	9	13	28	41	29	43
5	4	5	14	19	27	37	28	38	2	3	13	18	46	63	12	16	1	1	9	13	25	35	36	51	1	1	1	1	29	41	40	56
Total	26	6	154	36	142	34	100	24	25	6	172	41	184	44	40	10	98	24	118	29	89	22	108	26	141	34	80	19	101	24	91	22

* Less than 5 students tested

Source:TELPAS data file 10/5/18

Texas English Language Proficiency Assessment System (TELPAS)
2018 Assessment Report

MacGregor Elementary School

No Progress Data Available

TELPAS Composite Rating

Grade	Number of Students	Beginning		Intermediate		Advanced		Advanced High		Average Composite Score
	N	N	%	N	%	N	%	N	%	
K	6	1	17	0	0	5	83	0	0	2.4
1	15	5	33	9	60	1	7	0	0	1.7
2	8	0	0	5	63	1	13	2	25	2.4
3	17	1	6	9	53	5	29	2	12	2.4
4	12	0	0	2	17	7	58	3	25	2.9
5	12	0	0	3	25	9	75	0	0	2.9
Total	70	7	10	28	40	28	40	7	10	2.4

* Less than 5 students tested

TELPAS Individual Language Domains

	Listening								Speaking								Reading								Writing							
	Beginning		Intermediate		Advanced		Advanced High		Beginning		Intermediate		Advanced		Advanced High		Beginning		Intermediate		Advanced		Advanced High		Beginning		Intermediate		Advanced		Advanced High	
Grade	N	%	N	%	N	%	N	%	N	%	N	%	N	%	N	%	N	%	N	%	N	%	N	%	N	%	N	%	N	%	N	%
K	1	17	0	0	5	83	0	0	1	17	0	0	5	83	0	0	1	17	3	50	1	17	1	17	1	17	4	67	1	17	0	0
1	6	40	8	53	1	7	0	0	5	33	9	60	1	7	0	0	6	40	8	53	1	7	0	0	7	47	8	53	0	0	0	0
2	0	0	2	25	3	38	3	38	0	0	6	75	1	13	1	13	3	38	3	38	2	25	0	0	1	13	4	50	2	25	1	13
3	1	6	5	29	4	24	7	41	1	6	10	59	5	29	1	6	3	18	8	47	2	12	4	24	7	41	6	35	3	18	1	6
4	1	8	3	25	5	42	3	25	1	8	2	17	7	58	2	17	0	0	6	50	2	17	4	33	0	0	3	25	6	50	3	25
5	0	0	4	33	8	67	0	0	1	8	0	0	10	83	1	8	1	8	2	17	7	58	2	17	0	0	4	33	5	42	3	25
Total	9	13	22	31	26	37	13	19	9	13	27	39	29	41	5	7	14	20	30	43	15	21	11	16	16	23	29	41	17	24	8	11

* Less than 5 students tested

Source:TELPAS data file 10/5/18

Texas English Language Proficiency Assessment System (TELPAS)
2018 Assessment Report

Mading Elementary School

No Progress Data Available

TELPAS Composite Rating

Grade	Number of Students	Beginning		Intermediate		Advanced		Advanced High		Average Composite Score
	N	N	%	N	%	N	%	N	%	
K	12	1	8	2	17	4	33	5	42	3.0
1	8	0	0	4	50	2	25	2	25	2.6
2	9	0	0	4	44	4	44	1	11	2.4
3	4	*	*	*	*	*	*	*	*	*
4	7	0	0	6	86	1	14	0	0	2.5
5	17	0	0	4	24	11	65	2	12	3.0
Total	57	1	2	20	35	24	42	12	21	2.8

* Less than 5 students tested

TELPAS Individual Language Domains

	Listening								Speaking								Reading								Writing							
	Beginning		Intermediate		Advanced		Advanced High		Beginning		Intermediate		Advanced		Advanced High		Beginning		Intermediate		Advanced		Advanced High		Beginning		Intermediate		Advanced		Advanced High	
Grade	N	%	N	%	N	%	N	%	N	%	N	%	N	%	N	%	N	%	N	%	N	%	N	%	N	%	N	%	N	%	N	%
K	1	8	2	17	3	25	6	50	1	8	2	17	4	33	5	42	2	17	3	25	6	50	1	8	1	8	3	25	3	25	5	42
1	0	0	4	50	2	25	2	25	0	0	4	50	2	25	2	25	3	38	1	13	2	25	2	25	3	38	1	13	2	25	2	25
2	0	0	4	44	3	33	2	22	1	11	5	56	2	22	1	11	1	11	3	33	4	44	1	11	1	13	5	63	2	25	0	0
3	*	*	*	*	*	*	*	*	*	*	*	*	*	*	*	*	*	*	*	*	*	*	*	*	*	*	*	*	*	*	*	*
4	2	29	4	57	0	0	1	14	5	71	1	14	1	14	0	0	0	0	2	29	3	43	2	29	0	0	2	29	1	14	4	57
5	0	0	7	41	7	41	3	18	3	18	9	53	5	29	0	0	0	0	3	18	8	47	6	35	0	0	0	0	1	6	16	94
Total	3	5	21	37	16	28	17	30	10	18	23	40	16	28	8	14	6	11	13	23	24	42	14	25	5	9	11	20	10	18	30	54

* Less than 5 students tested

Source:TELPAS data file 10/5/18

Texas English Language Proficiency Assessment System (TELPAS)
2018 Assessment Report

Mandarin Immersion Magnet School

No Progress Data Available

TELPAS Composite Rating

Grade	Number of Students	Beginning		Intermediate		Advanced		Advanced High		Average Composite Score
	N	N	%	N	%	N	%	N	%	
K	14	1	7	8	57	4	29	1	7	2.4
1	14	0	0	3	21	11	79	0	0	2.8
2	13	0	0	3	23	8	62	2	15	3.2
3	8	0	0	0	0	5	63	3	38	3.4
4	2	*	*	*	*	*	*	*	*	*
5	3	*	*	*	*	*	*	*	*	*
6	3	*	*	*	*	*	*	*	*	*
Total	57	1	2	15	26	31	54	10	18	3.0

* Less than 5 students tested

TELPAS Individual Language Domains

	Listening								Speaking								Reading								Writing							
	Beginning		Intermediate		Advanced		Advanced High		Beginning		Intermediate		Advanced		Advanced High		Beginning		Intermediate		Advanced		Advanced High		Beginning		Intermediate		Advanced		Advanced High	
Grade	N	%	N	%	N	%	N	%	N	%	N	%	N	%	N	%	N	%	N	%	N	%	N	%	N	%	N	%	N	%	N	%
K	1	7	6	43	5	36	2	14	1	7	8	57	4	29	1	7	1	7	9	64	3	21	1	7	1	7	8	57	4	29	1	7
1	0	0	3	21	11	79	0	0	0	0	4	29	10	71	0	0	1	7	4	29	3	21	6	43	1	7	5	36	8	57	0	0
2	0	0	1	8	5	38	7	54	2	15	8	62	3	23	0	0	0	0	2	15	3	23	8	62	0	0	1	8	3	23	9	69
3	0	0	0	0	2	25	6	75	0	0	5	63	2	25	1	13	0	0	0	0	3	38	5	63	0	0	0	0	2	25	6	75
4	*	*	*	*	*	*	*	*	*	*	*	*	*	*	*	*	*	*	*	*	*	*	*	*	*	*	*	*	*	*	*	*
5	*	*	*	*	*	*	*	*	*	*	*	*	*	*	*	*	*	*	*	*	*	*	*	*	*	*	*	*	*	*	*	*
6	*	*	*	*	*	*	*	*	*	*	*	*	*	*	*	*	*	*	*	*	*	*	*	*	*	*	*	*	*	*	*	*
Total	1	2	11	19	27	47	18	32	3	5	28	49	21	37	5	9	2	4	16	28	13	23	26	46	2	4	15	26	19	33	21	37

* Less than 5 students tested

Source:TELPAS data file 10/5/18

Texas English Language Proficiency Assessment System (TELPAS)
2018 Assessment Report

Thurgood Marshall Elementary School

No Progress Data Available

TELPAS Composite Rating

Grade	Number of Students	Beginning		Intermediate		Advanced		Advanced High		Average Composite Score
	N	N	%	N	%	N	%	N	%	
K	81	68	84	11	14	2	2	0	0	1.2
1	77	39	51	32	42	6	8	0	0	1.5
2	85	10	12	55	65	20	24	0	0	2.1
3	98	4	4	48	49	34	35	12	12	2.5
4	105	2	2	37	35	38	36	28	27	2.8
5	88	2	2	22	25	39	44	25	28	3.0
Total	534	125	23	205	38	139	26	65	12	2.2

* Less than 5 students tested

TELPAS Individual Language Domains

	Listening								Speaking								Reading								Writing							
	Beginning		Intermediate		Advanced		Advanced High		Beginning		Intermediate		Advanced		Advanced High		Beginning		Intermediate		Advanced		Advanced High		Beginning		Intermediate		Advanced		Advanced High	
Grade	N	%	N	%	N	%	N	%	N	%	N	%	N	%	N	%	N	%	N	%	N	%	N	%	N	%	N	%	N	%	N	%
K	57	70	22	27	2	2	0	0	68	84	11	14	2	2	0	0	75	93	4	5	2	2	0	0	76	94	3	4	2	2	0	0
1	33	43	38	49	6	8	0	0	41	53	29	38	7	9	0	0	46	60	27	35	4	5	0	0	60	78	12	16	5	6	0	0
2	10	12	31	36	33	39	11	13	9	11	49	58	24	28	3	4	21	25	43	51	19	22	2	2	46	54	33	39	6	7	0	0
3	7	7	32	33	27	28	32	33	9	9	48	49	33	34	8	8	25	26	40	41	17	18	15	15	25	26	29	30	30	31	13	13
4	8	8	35	33	47	45	15	14	5	5	31	30	58	55	11	10	9	9	30	29	37	35	29	28	9	9	32	30	23	22	41	39
5	5	6	29	33	26	30	28	32	9	10	20	23	52	59	7	8	6	7	22	25	28	32	32	36	3	3	14	16	28	32	43	49
Total	120	22	187	35	141	26	86	16	141	26	188	35	176	33	29	5	182	34	166	31	107	20	78	15	219	41	123	23	94	18	97	18

* Less than 5 students tested

Source:TELPAS data file 10/5/18

Texas English Language Proficiency Assessment System (TELPAS)
2018 Assessment Report

C. Martínez Elementary School

No Progress Data Available

TELPAS Composite Rating

Grade	Number of Students	Beginning		Intermediate		Advanced		Advanced High		Average Composite Score
	N	N	%	N	%	N	%	N	%	
K	37	11	30	22	59	4	11	0	0	1.8
1	27	7	26	13	48	6	22	1	4	2.0
2	14	1	7	10	71	2	14	1	7	2.1
3	29	1	3	10	34	17	59	1	3	2.5
4	25	0	0	8	32	14	56	3	12	2.8
5	24	3	13	4	17	12	50	5	21	2.7
Total	156	23	15	67	43	55	35	11	7	2.3

* Less than 5 students tested

TELPAS Individual Language Domains

	Listening								Speaking								Reading								Writing							
	Beginning		Intermediate		Advanced		Advanced High		Beginning		Intermediate		Advanced		Advanced High		Beginning		Intermediate		Advanced		Advanced High		Beginning		Intermediate		Advanced		Advanced High	
Grade	N	%	N	%	N	%	N	%	N	%	N	%	N	%	N	%	N	%	N	%	N	%	N	%	N	%	N	%	N	%	N	%
K	10	27	13	35	14	38	0	0	11	30	17	46	9	24	0	0	21	57	13	35	3	8	0	0	23	62	10	27	4	11	0	0
1	3	11	14	52	6	22	4	15	7	26	11	41	5	19	4	15	19	70	2	7	4	15	2	7	14	52	12	44	1	4	0	0
2	1	7	9	64	4	29	0	0	2	14	5	36	5	36	2	14	9	64	4	29	0	0	1	7	3	21	8	57	1	7	2	14
3	2	7	7	24	12	41	8	28	0	0	14	48	14	48	1	3	5	17	13	45	8	28	3	10	2	7	16	55	10	34	1	3
4	2	8	12	48	8	32	3	12	2	8	7	28	14	56	2	8	2	8	9	36	8	32	6	24	0	0	2	8	11	44	12	48
5	3	12	8	32	9	36	5	20	4	16	3	12	16	64	2	8	3	13	7	29	10	42	4	17	5	21	3	13	9	38	7	29
Total	21	13	63	40	53	34	20	13	26	17	57	36	63	40	11	7	59	38	48	31	33	21	16	10	47	30	51	33	36	23	22	14

* Less than 5 students tested

Source:TELPAS data file 10/5/18

Texas English Language Proficiency Assessment System (TELPAS)
2018 Assessment Report

R. Martínez Elementary School

No Progress Data Available

TELPAS Composite Rating

Grade	Number of Students	Beginning		Intermediate		Advanced		Advanced High		Average Composite Score
	N	N	%	N	%	N	%	N	%	
K	28	27	96	1	4	0	0	0	0	1.0
1	41	11	27	22	54	7	17	1	2	1.9
2	38	0	0	18	47	18	47	2	5	2.5
3	42	0	0	5	12	23	55	14	33	3.2
4	42	1	2	8	19	30	71	3	7	2.8
5	30	0	0	6	20	15	50	9	30	3.0
Total	221	39	18	60	27	93	42	29	13	2.5

* Less than 5 students tested

TELPAS Individual Language Domains

	Listening								Speaking								Reading								Writing							
	Beginning		Intermediate		Advanced		Advanced High		Beginning		Intermediate		Advanced		Advanced High		Beginning		Intermediate		Advanced		Advanced High		Beginning		Intermediate		Advanced		Advanced High	
Grade	N	%	N	%	N	%	N	%	N	%	N	%	N	%	N	%	N	%	N	%	N	%	N	%	N	%	N	%	N	%	N	%
K	27	96	1	4	0	0	0	0	27	96	1	4	0	0	0	0	28	100	0	0	0	0	0	0	28	100	0	0	0	0	0	0
1	8	20	23	56	9	22	1	2	12	29	19	46	9	22	1	2	15	37	18	44	7	17	1	2	21	51	16	39	3	7	1	2
2	0	0	16	42	15	39	7	18	1	3	11	29	23	61	3	8	7	18	15	39	10	26	6	16	6	16	19	50	13	34	0	0
3	0	0	5	12	11	26	26	62	1	2	8	19	20	48	13	31	1	2	12	29	12	29	16	39	0	0	10	24	24	59	7	17
4	2	5	18	43	19	45	3	7	2	5	8	19	25	60	7	17	2	5	13	32	20	49	6	15	2	5	11	27	21	51	7	17
5	2	7	11	37	10	33	7	23	2	7	4	13	17	57	7	23	0	0	6	20	17	57	7	23	2	7	2	7	14	47	12	40
Total	39	18	74	33	64	29	44	20	45	20	51	23	94	43	31	14	53	24	64	29	66	30	36	16	59	27	58	26	75	34	27	12

* Less than 5 students tested

Source:TELPAS data file 10/5/18

Texas English Language Proficiency Assessment System (TELPAS)
2018 Assessment Report

McGowen Elementary School

No Progress Data Available

TELPAS Composite Rating

Grade	Number of Students	Beginning		Intermediate		Advanced		Advanced High		Average Composite Score
	N	N	%	N	%	N	%	N	%	
K	9	8	89	1	11	0	0	0	0	1.2
1	9	2	22	6	67	1	11	0	0	2.2
2	9	3	33	6	67	0	0	0	0	1.8
3	12	0	0	8	67	4	33	0	0	2.5
4	8	0	0	7	88	1	13	0	0	2.1
5	12	0	0	5	42	5	42	2	17	2.7
Total	59	13	22	33	56	11	19	2	3	2.2

* Less than 5 students tested

TELPAS Individual Language Domains

	Listening								Speaking								Reading								Writing							
	Beginning		Intermediate		Advanced		Advanced High		Beginning		Intermediate		Advanced		Advanced High		Beginning		Intermediate		Advanced		Advanced High		Beginning		Intermediate		Advanced		Advanced High	
Grade	N	%	N	%	N	%	N	%	N	%	N	%	N	%	N	%	N	%	N	%	N	%	N	%	N	%	N	%	N	%	N	%
K	8	89	1	11	0	0	0	0	6	67	2	22	1	11	0	0	8	89	1	11	0	0	0	0	8	89	1	11	0	0	0	0
1	2	22	1	11	2	22	4	44	2	22	2	22	0	0	5	56	6	67	2	22	1	11	0	0	5	56	3	33	1	11	0	0
2	2	22	3	33	3	33	1	11	8	89	1	11	0	0	0	0	4	40	4	40	0	0	2	20	4	40	6	60	0	0	0	0
3	0	0	2	17	4	33	6	50	3	25	8	67	1	8	0	0	5	42	4	33	2	17	1	8	0	0	5	42	2	17	5	42
4	0	0	5	63	3	38	0	0	2	25	4	50	2	25	0	0	2	25	5	63	1	13	0	0	1	13	5	63	2	25	0	0
5	1	8	5	42	4	33	2	17	2	17	7	58	3	25	0	0	1	8	6	50	1	8	4	33	0	0	1	8	4	31	8	62
Total	13	22	17	29	16	27	13	22	23	39	24	41	7	12	5	8	26	43	22	37	5	8	7	12	18	30	21	34	9	15	13	21

* Less than 5 students tested

Source:TELPAS data file 10/5/18

Texas English Language Proficiency Assessment System (TELPAS)
2018 Assessment Report

McNamara Elementary School

No Progress Data Available

TELPAS Composite Rating

Grade	Number of Students	Beginning		Intermediate		Advanced		Advanced High		Average Composite Score
	N	N	%	N	%	N	%	N	%	
K	107	74	69	28	26	5	5	0	0	1.3
1	111	36	32	43	39	17	15	15	14	2.0
2	103	17	17	61	59	25	24	0	0	2.0
3	103	4	4	35	34	40	39	24	23	2.7
4	84	7	8	35	42	34	40	8	10	2.4
5	66	8	12	35	53	21	32	2	3	2.2
Total	574	146	25	237	41	142	25	49	9	2.1

* Less than 5 students tested

TELPAS Individual Language Domains

	Listening								Speaking								Reading								Writing							
	Beginning		Intermediate		Advanced		Advanced High		Beginning		Intermediate		Advanced		Advanced High		Beginning		Intermediate		Advanced		Advanced High		Beginning		Intermediate		Advanced		Advanced High	
Grade	N	%	N	%	N	%	N	%	N	%	N	%	N	%	N	%	N	%	N	%	N	%	N	%	N	%	N	%	N	%	N	%
K	69	64	34	32	4	4	0	0	71	66	29	27	7	7	0	0	84	79	17	16	4	4	2	2	87	81	18	17	2	2	0	0
1	28	25	46	41	14	13	23	21	35	32	45	41	11	10	20	18	65	59	23	21	12	11	11	10	70	63	16	14	14	13	11	10
2	16	15	44	42	33	32	11	11	14	13	59	57	30	29	1	1	43	41	43	41	15	14	3	3	46	44	43	41	15	14	0	0
3	7	7	18	17	50	49	28	27	3	3	39	38	47	46	14	14	18	17	33	32	28	27	24	23	22	21	33	32	9	9	39	38
4	19	23	32	38	27	32	6	7	15	18	29	35	38	45	2	2	12	14	41	49	20	24	11	13	13	15	21	25	33	39	17	20
5	24	36	26	39	16	24	0	0	11	17	27	41	24	36	4	6	22	33	27	41	15	23	2	3	10	15	23	35	17	26	16	24
Total	163	28	200	35	144	25	68	12	149	26	228	40	157	27	41	7	244	42	184	32	94	16	53	9	248	43	154	27	90	16	83	14

* Less than 5 students tested

Source:TELPAS data file 10/5/18

Texas English Language Proficiency Assessment System (TELPAS)
2018 Assessment Report

Memorial Elementary School

No Progress Data Available

TELPAS Composite Rating

Grade	Number of Students	Beginning		Intermediate		Advanced		Advanced High		Average Composite Score
	N	N	%	N	%	N	%	N	%	
K	14	6	43	8	57	0	0	0	0	1.6
1	38	4	11	21	55	7	18	6	16	2.3
2	31	2	6	11	35	14	45	4	13	2.6
3	22	0	0	4	18	13	59	5	23	3.0
4	9	0	0	1	11	7	78	1	11	3.0
5	7	0	0	3	43	3	43	1	14	2.5
Total	121	12	10	48	40	44	36	17	14	2.5

* Less than 5 students tested

TELPAS Individual Language Domains

	Listening								Speaking								Reading								Writing							
	Beginning		Intermediate		Advanced		Advanced High		Beginning		Intermediate		Advanced		Advanced High		Beginning		Intermediate		Advanced		Advanced High		Beginning		Intermediate		Advanced		Advanced High	
Grade	N	%	N	%	N	%	N	%	N	%	N	%	N	%	N	%	N	%	N	%	N	%	N	%	N	%	N	%	N	%	N	%
K	4	29	6	43	4	29	0	0	6	43	4	29	3	21	1	7	11	79	3	21	0	0	0	0	14	100	0	0	0	0	0	0
1	1	3	14	37	12	32	11	29	4	11	11	29	13	34	10	26	12	32	15	39	7	18	4	11	23	61	8	21	7	18	0	0
2	3	10	8	26	12	39	8	26	5	16	14	45	10	32	2	6	4	13	14	47	7	23	5	17	3	10	7	23	10	33	10	33
3	0	0	2	9	9	41	11	50	0	0	5	23	10	45	7	32	2	9	9	41	7	32	4	18	1	5	4	18	13	59	4	18
4	0	0	2	22	7	78	0	0	0	0	2	22	5	56	2	22	0	0	5	56	2	22	2	22	0	0	2	22	2	22	5	56
5	1	14	1	14	3	43	2	29	0	0	3	43	4	57	0	0	0	0	6	86	0	0	1	14	1	14	4	57	1	14	1	14
Total	9	7	33	27	47	39	32	26	15	12	39	32	45	37	22	18	29	24	52	43	23	19	16	13	42	35	25	21	33	28	20	17

* Less than 5 students tested

Source:TELPAS data file 10/5/18

Texas English Language Proficiency Assessment System (TELPAS)
2018 Assessment Report

Milne Elementary School

No Progress Data Available

TELPAS Composite Rating

Grade	Number of Students	Beginning		Intermediate		Advanced		Advanced High		Average Composite Score
	N	N	%	N	%	N	%	N	%	
K	26	7	27	19	73	0	0	0	0	1.6
1	36	11	31	20	56	4	11	1	3	1.8
2	27	4	15	21	78	2	7	0	0	1.9
3	25	1	4	15	60	9	36	0	0	2.4
4	31	2	6	15	48	12	39	2	6	2.5
5	29	3	10	8	28	15	52	3	10	2.7
Total	174	28	16	98	56	42	24	6	3	2.1

* Less than 5 students tested

TELPAS Individual Language Domains

	Listening								Speaking								Reading								Writing							
	Beginning		Intermediate		Advanced		Advanced High		Beginning		Intermediate		Advanced		Advanced High		Beginning		Intermediate		Advanced		Advanced High		Beginning		Intermediate		Advanced		Advanced High	
Grade	N	%	N	%	N	%	N	%	N	%	N	%	N	%	N	%	N	%	N	%	N	%	N	%	N	%	N	%	N	%	N	%
K	1	4	25	96	0	0	0	0	7	27	19	73	0	0	0	0	16	62	10	38	0	0	0	0	26	100	0	0	0	0	0	0
1	7	19	20	56	6	17	3	8	11	31	18	50	6	17	1	3	16	44	18	50	2	6	0	0	17	47	17	47	2	6	0	0
2	4	15	13	48	6	22	4	15	3	11	16	59	7	26	1	4	13	48	12	44	1	4	1	4	24	89	2	7	1	4	0	0
3	0	0	8	32	13	52	4	16	3	12	14	56	7	28	1	4	8	32	10	40	7	28	0	0	2	8	12	48	10	40	1	4
4	2	6	15	48	11	35	3	10	3	10	11	35	16	52	1	3	4	13	17	55	6	19	4	13	3	10	14	45	13	42	1	3
5	4	14	10	34	11	38	4	14	4	14	10	34	13	45	2	7	3	10	8	28	10	34	8	28	3	10	6	21	11	38	9	31
Total	18	10	91	52	47	27	18	10	31	18	88	51	49	28	6	3	60	34	75	43	26	15	13	7	75	43	51	29	37	21	11	6

* Less than 5 students tested

Source:TELPAS data file 10/5/18

Texas English Language Proficiency Assessment System (TELPAS)
2018 Assessment Report

Mitchell Elementary School

No Progress Data Available

TELPAS Composite Rating

Grade	Number of Students	Beginning		Intermediate		Advanced		Advanced High		Average Composite Score
	N	N	%	N	%	N	%	N	%	
K	30	18	60	11	37	0	0	1	3	1.3
1	27	14	52	5	19	5	19	3	11	1.9
2	32	0	0	22	69	10	31	0	0	2.2
3	21	0	0	11	52	8	38	2	10	2.6
4	24	0	0	11	46	11	46	2	8	2.5
5	24	1	4	3	13	13	54	7	29	2.9
Total	158	33	21	63	40	47	30	15	9	2.2

* Less than 5 students tested

TELPAS Individual Language Domains

	Listening								Speaking								Reading								Writing							
	Beginning		Intermediate		Advanced		Advanced High		Beginning		Intermediate		Advanced		Advanced High		Beginning		Intermediate		Advanced		Advanced High		Beginning		Intermediate		Advanced		Advanced High	
Grade	N	%	N	%	N	%	N	%	N	%	N	%	N	%	N	%	N	%	N	%	N	%	N	%	N	%	N	%	N	%	N	%
K	17	57	12	40	0	0	1	3	15	50	14	47	1	3	0	0	29	97	0	0	0	0	1	3	28	93	1	3	0	0	1	3
1	10	37	8	30	4	15	5	19	15	56	5	19	4	15	3	11	17	63	4	15	4	15	2	7	15	56	5	19	5	19	2	7
2	0	0	24	75	7	22	1	3	3	9	14	44	12	38	3	9	9	28	17	53	5	16	1	3	11	34	11	34	10	31	0	0
3	1	5	7	33	5	24	8	38	3	14	12	57	5	24	1	5	5	24	8	38	4	19	4	19	3	14	8	38	3	14	7	33
4	2	8	11	46	11	46	0	0	0	0	7	29	14	58	3	13	0	0	15	63	7	29	2	8	4	17	10	42	7	29	3	13
5	1	4	5	21	12	50	6	25	2	8	4	17	17	71	1	4	1	4	1	4	14	58	8	33	2	8	9	38	5	21	8	33
Total	31	20	67	42	39	25	21	13	38	24	56	35	53	34	11	7	61	39	45	28	34	22	18	11	63	40	44	28	30	19	21	13

* Less than 5 students tested

Source:TELPAS data file 10/5/18

Texas English Language Proficiency Assessment System (TELPAS)
2018 Assessment Report

Montgomery Elementary School

No Progress Data Available

TELPAS Composite Rating

Grade	Number of Students	Beginning		Intermediate		Advanced		Advanced High		Average Composite Score
	N	N	%	N	%	N	%	N	%	
K	33	13	39	19	58	1	3	0	0	1.6
1	34	4	12	7	21	16	47	7	21	2.7
2	30	0	0	13	43	16	53	1	3	2.6
3	37	1	3	13	35	12	32	11	30	2.8
4	32	0	0	8	25	22	69	2	6	2.7
5	41	2	5	6	15	21	51	12	29	3.0
Total	207	20	10	66	32	88	43	33	16	2.6

* Less than 5 students tested

TELPAS Individual Language Domains

	Listening								Speaking								Reading								Writing							
	Beginning		Intermediate		Advanced		Advanced High		Beginning		Intermediate		Advanced		Advanced High		Beginning		Intermediate		Advanced		Advanced High		Beginning		Intermediate		Advanced		Advanced High	
Grade	N	%	N	%	N	%	N	%	N	%	N	%	N	%	N	%	N	%	N	%	N	%	N	%	N	%	N	%	N	%	N	%
K	2	6	31	94	0	0	0	0	16	48	16	48	1	3	0	0	18	55	14	42	1	3	0	0	24	73	6	18	3	9	0	0
1	2	6	2	6	28	82	2	6	4	12	7	21	14	41	9	26	6	18	11	32	10	29	7	21	6	18	11	32	11	32	6	18
2	1	3	7	23	16	53	6	20	1	3	17	57	12	40	0	0	5	17	11	37	10	33	4	13	2	7	10	33	13	43	5	17
3	1	3	7	19	10	27	19	51	1	3	19	51	12	32	5	14	8	22	9	24	5	14	15	41	7	19	8	22	10	27	12	32
4	2	6	15	47	14	44	1	3	1	3	9	28	21	66	1	3	0	0	9	28	17	53	6	19	3	9	8	25	16	50	5	16
5	3	7	6	15	19	46	13	32	1	2	13	32	24	59	3	7	3	7	8	20	15	37	15	37	3	7	5	12	18	44	15	37
Total	11	5	68	33	87	42	41	20	24	12	81	39	84	41	18	9	40	19	62	30	58	28	47	23	45	22	48	23	71	34	43	21

* Less than 5 students tested

Source:TELPAS data file 10/5/18

Texas English Language Proficiency Assessment System (TELPAS)
2018 Assessment Report

Moreno Elementary School

No Progress Data Available

TELPAS Composite Rating

Grade	Number of Students	Beginning		Intermediate		Advanced		Advanced High		Average Composite Score
	N	N	%	N	%	N	%	N	%	
K	68	40	59	27	40	0	0	1	1	1.4
1	71	5	7	38	54	20	28	8	11	2.3
2	97	2	2	46	47	42	43	7	7	2.5
3	82	1	1	19	23	39	48	23	28	3.0
4	97	0	0	24	25	55	57	18	19	2.9
5	56	0	0	8	14	23	41	25	45	3.2
Total	471	48	10	162	34	179	38	82	17	2.5

* Less than 5 students tested

TELPAS Individual Language Domains

	Listening								Speaking								Reading								Writing							
	Beginning		Intermediate		Advanced		Advanced High		Beginning		Intermediate		Advanced		Advanced High		Beginning		Intermediate		Advanced		Advanced High		Beginning		Intermediate		Advanced		Advanced High	
Grade	N	%	N	%	N	%	N	%	N	%	N	%	N	%	N	%	N	%	N	%	N	%	N	%	N	%	N	%	N	%	N	%
K	31	46	34	50	0	0	3	4	37	54	30	44	0	0	1	1	59	87	8	12	1	1	0	0	61	90	6	9	1	1	0	0
1	5	7	22	31	30	42	14	20	5	7	31	44	21	30	14	20	27	38	19	27	16	23	9	13	38	54	22	31	6	8	5	7
2	8	8	32	33	43	44	14	14	1	1	49	51	39	40	8	8	15	15	39	40	26	27	17	18	25	26	37	38	30	31	5	5
3	2	2	10	12	21	26	49	60	3	4	32	39	44	54	3	4	4	5	27	33	21	26	30	37	4	5	24	29	21	26	33	40
4	8	8	26	27	45	46	18	19	3	3	20	21	69	71	5	5	4	4	26	27	33	34	34	35	4	4	32	33	40	41	21	22
5	3	5	12	21	20	36	21	38	2	4	6	11	30	54	18	32	0	0	9	16	16	29	31	55	5	9	16	29	12	21	23	41
Total	57	12	136	29	159	34	119	25	51	11	168	36	203	43	49	10	109	23	128	27	113	24	121	26	137	29	137	29	110	23	87	18

* Less than 5 students tested

Source:TELPAS data file 10/5/18

Texas English Language Proficiency Assessment System (TELPAS)
2018 Assessment Report

Neff Elementary School

No Progress Data Available

TELPAS Composite Rating

Grade	Number of Students	Beginning		Intermediate		Advanced		Advanced High		Average Composite Score
	N	N	%	N	%	N	%	N	%	
2	158	13	8	80	51	54	34	11	7	2.4
3	155	6	4	56	36	64	41	29	19	2.7
4	112	6	5	38	34	52	46	16	14	2.7
5	107	4	4	38	36	47	44	18	17	2.6
Total	532	29	5	212	40	217	41	74	14	2.6

* Less than 5 students tested

TELPAS Individual Language Domains

	Listening								Speaking								Reading								Writing							
	Beginning		Intermediate		Advanced		Advanced High		Beginning		Intermediate		Advanced		Advanced High		Beginning		Intermediate		Advanced		Advanced High		Beginning		Intermediate		Advanced		Advanced High	
Grade	N	%	N	%	N	%	N	%	N	%	N	%	N	%	N	%	N	%	N	%	N	%	N	%	N	%	N	%	N	%	N	%
2	12	8	54	34	49	31	43	27	14	9	77	49	54	34	13	8	45	28	67	42	30	19	17	11	48	30	69	43	35	22	8	5
3	9	6	29	19	59	38	59	38	8	5	39	25	65	42	44	28	33	21	65	42	30	19	28	18	29	19	53	34	44	29	28	18
4	11	10	44	38	48	42	12	10	14	12	31	27	58	50	12	10	15	13	46	40	37	32	17	15	9	8	24	21	46	41	33	29
5	19	18	31	29	42	39	15	14	12	11	34	32	47	44	14	13	15	14	45	42	24	22	23	21	10	9	25	23	39	36	33	31
Total	51	10	158	29	198	37	129	24	48	9	181	34	224	42	83	15	108	20	223	42	121	23	85	16	96	18	171	32	164	31	102	19

* Less than 5 students tested

Source:TELPAS data file 10/5/18

Texas English Language Proficiency Assessment System (TELPAS)
2018 Assessment Report

Northline Elementary School

No Progress Data Available

TELPAS Composite Rating

Grade	Number of Students	Beginning		Intermediate		Advanced		Advanced High		Average Composite Score
	N	N	%	N	%	N	%	N	%	
K	61	58	95	3	5	0	0	0	0	1.0
1	63	32	51	29	46	2	3	0	0	1.4
2	59	6	10	38	64	14	24	1	2	2.2
3	64	3	5	20	31	30	47	11	17	2.7
4	78	1	1	23	29	41	53	13	17	2.8
5	59	2	3	11	19	26	44	20	34	3.0
Total	384	102	27	124	32	113	29	45	12	2.2

* Less than 5 students tested

TELPAS Individual Language Domains

	Listening								Speaking								Reading								Writing							
	Beginning		Intermediate		Advanced		Advanced High		Beginning		Intermediate		Advanced		Advanced High		Beginning		Intermediate		Advanced		Advanced High		Beginning		Intermediate		Advanced		Advanced High	
Grade	N	%	N	%	N	%	N	%	N	%	N	%	N	%	N	%	N	%	N	%	N	%	N	%	N	%	N	%	N	%	N	%
K	58	95	3	5	0	0	0	0	58	95	3	5	0	0	0	0	61	100	0	0	0	0	0	0	61	100	0	0	0	0	0	0
1	27	43	35	56	1	2	0	0	37	59	26	41	0	0	0	0	36	57	20	32	6	10	1	2	55	87	6	10	2	3	0	0
2	8	13	26	43	13	22	13	22	8	13	29	48	19	32	4	7	19	31	29	48	10	16	3	5	26	43	20	33	11	18	3	5
3	2	3	23	36	20	31	19	30	4	6	18	28	36	56	6	9	13	20	24	37	18	28	10	15	9	14	17	26	29	45	10	15
4	3	4	26	33	29	37	20	26	3	4	29	37	42	54	4	5	5	6	29	37	25	32	19	24	1	1	26	33	36	46	15	19
5	4	7	15	25	22	37	18	31	5	8	16	27	31	53	7	12	2	3	18	30	17	28	23	38	3	5	10	17	19	32	27	46
Total	102	26	128	33	85	22	70	18	115	30	121	31	128	33	21	5	136	35	120	31	76	20	56	14	155	40	79	20	97	25	55	14

* Less than 5 students tested

Source:TELPAS data file 10/5/18

Texas English Language Proficiency Assessment System (TELPAS)
2018 Assessment Report

Oak Forest Elementary School

No Progress Data Available

TELPAS Composite Rating

Grade	Number of Students	Beginning		Intermediate		Advanced		Advanced High		Average Composite Score
	N	N	%	N	%	N	%	N	%	
K	7	0	0	3	43	3	43	1	14	2.6
1	3	*	*	*	*	*	*	*	*	*
2	5	0	0	2	40	3	60	0	0	2.7
3	5	0	0	1	20	4	80	0	0	2.8
4	6	0	0	0	0	2	33	4	67	3.4
5	7	1	14	0	0	3	43	3	43	3.1
Total	33	1	3	6	18	16	48	10	30	3.0

* Less than 5 students tested

TELPAS Individual Language Domains

	Listening								Speaking								Reading								Writing							
	Beginning		Intermediate		Advanced		Advanced High		Beginning		Intermediate		Advanced		Advanced High		Beginning		Intermediate		Advanced		Advanced High		Beginning		Intermediate		Advanced		Advanced High	
Grade	N	%	N	%	N	%	N	%	N	%	N	%	N	%	N	%	N	%	N	%	N	%	N	%	N	%	N	%	N	%	N	%
K	0	0	3	43	3	43	1	14	1	14	2	29	3	43	1	14	0	0	2	29	4	57	1	14	3	43	0	0	3	43	1	14
1	*	*	*	*	*	*	*	*	*	*	*	*	*	*	*	*	*	*	*	*	*	*	*	*	*	*	*	*	*	*	*	*
2	0	0	3	60	2	40	0	0	0	0	0	0	2	40	3	60	0	0	4	80	1	20	0	0	0	0	3	60	1	20	1	20
3	0	0	1	20	4	80	0	0	0	0	0	0	4	80	1	20	0	0	2	40	3	60	0	0	0	0	4	80	0	0	1	20
4	0	0	1	17	2	33	3	50	0	0	0	0	4	67	2	33	0	0	1	17	1	17	4	67	0	0	0	0	4	67	2	33
5	1	14	1	14	3	43	2	29	1	14	0	0	4	57	2	29	0	0	1	14	4	57	2	29	1	14	0	0	3	43	3	43
Total	1	3	9	27	15	45	8	24	2	6	2	6	18	55	11	33	0	0	11	33	13	39	9	27	4	12	8	24	12	36	9	27

* Less than 5 students tested

Source:TELPAS data file 10/5/18

Texas English Language Proficiency Assessment System (TELPAS)
2018 Assessment Report

Oates Elementary School

No Progress Data Available

TELPAS Composite Rating

Grade	Number of Students	Beginning		Intermediate		Advanced		Advanced High		Average Composite Score
	N	N	%	N	%	N	%	N	%	
K	24	19	79	5	21	0	0	0	0	1.2
1	20	16	80	2	10	0	0	2	10	1.5
2	24	0	0	7	29	13	54	4	17	2.7
3	25	0	0	8	32	16	64	1	4	2.7
4	24	1	4	6	25	11	46	6	25	2.9
5	24	0	0	0	0	7	29	17	71	3.5
Total	141	36	26	28	20	47	33	30	21	2.5

* Less than 5 students tested

TELPAS Individual Language Domains

	Listening								Speaking								Reading								Writing							
	Beginning		Intermediate		Advanced		Advanced High		Beginning		Intermediate		Advanced		Advanced High		Beginning		Intermediate		Advanced		Advanced High		Beginning		Intermediate		Advanced		Advanced High	
Grade	N	%	N	%	N	%	N	%	N	%	N	%	N	%	N	%	N	%	N	%	N	%	N	%	N	%	N	%	N	%	N	%
K	12	50	12	50	0	0	0	0	19	79	5	21	0	0	0	0	22	92	2	8	0	0	0	0	24	100	0	0	0	0	0	0
1	9	45	9	45	0	0	2	10	16	80	2	10	0	0	2	10	16	80	2	10	0	0	2	10	16	80	2	10	0	0	2	10
2	1	4	6	25	8	33	9	38	0	0	10	42	14	58	0	0	0	0	11	46	6	25	7	29	3	13	14	58	7	29	0	0
3	0	0	4	15	10	38	12	46	0	0	17	65	9	35	0	0	3	12	11	42	7	27	5	19	2	8	8	32	10	40	5	20
4	3	12	9	36	8	32	5	20	2	8	6	24	13	52	4	16	1	4	8	33	8	33	7	29	1	4	4	17	8	33	11	46
5	1	4	4	16	11	44	9	36	1	4	2	8	15	60	7	28	0	0	0	0	8	33	16	67	0	0	0	0	4	17	20	83
Total	26	18	44	31	37	26	37	26	38	26	42	29	51	35	13	9	42	30	34	24	29	20	37	26	46	33	28	20	29	21	38	27

* Less than 5 students tested

Source:TELPAS data file 10/5/18

Texas English Language Proficiency Assessment System (TELPAS)
2018 Assessment Report

Osborne Elementary School

No Progress Data Available

TELPAS Composite Rating

Grade	Number of Students	Beginning		Intermediate		Advanced		Advanced High		Average Composite Score
	N	N	%	N	%	N	%	N	%	
K	22	22	100	0	0	0	0	0	0	1.0
1	21	13	62	8	38	0	0	0	0	1.3
2	14	2	14	10	71	2	14	0	0	2.0
3	22	0	0	14	64	7	32	1	5	2.5
4	21	1	5	9	43	9	43	2	10	2.5
5	15	0	0	1	7	12	80	2	13	3.1
Total	115	38	33	42	37	30	26	5	4	2.0

* Less than 5 students tested

TELPAS Individual Language Domains

	Listening								Speaking								Reading								Writing							
	Beginning		Intermediate		Advanced		Advanced High		Beginning		Intermediate		Advanced		Advanced High		Beginning		Intermediate		Advanced		Advanced High		Beginning		Intermediate		Advanced		Advanced High	
Grade	N	%	N	%	N	%	N	%	N	%	N	%	N	%	N	%	N	%	N	%	N	%	N	%	N	%	N	%	N	%	N	%
K	22	100	0	0	0	0	0	0	22	100	0	0	0	0	0	0	22	100	0	0	0	0	0	0	22	100	0	0	0	0	0	0
1	9	43	11	52	1	5	0	0	13	62	7	33	1	5	0	0	20	95	1	5	0	0	0	0	20	95	1	5	0	0	0	0
2	4	29	4	29	3	21	3	21	1	7	10	71	3	21	0	0	7	50	5	36	2	14	0	0	5	36	9	64	0	0	0	0
3	0	0	6	27	10	45	6	27	2	9	14	64	5	23	1	5	3	14	9	41	7	32	3	14	2	9	17	77	3	14	0	0
4	4	19	9	43	6	29	2	10	2	10	13	62	5	24	1	5	4	19	8	38	5	24	4	19	1	5	4	19	9	43	7	33
5	0	0	5	33	8	53	2	13	0	0	4	27	10	67	1	7	0	0	0	0	11	73	4	27	0	0	2	13	4	27	9	60
Total	39	34	35	30	28	24	13	11	40	35	48	42	24	21	3	3	56	49	23	20	25	22	11	10	50	43	33	29	16	14	16	14

* Less than 5 students tested

Source:TELPAS data file 10/5/18

Texas English Language Proficiency Assessment System (TELPAS)
2018 Assessment Report

Paige Elementary School

No Progress Data Available

TELPAS Composite Rating

Grade	Number of Students	Beginning		Intermediate		Advanced		Advanced High		Average Composite Score
	N	N	%	N	%	N	%	N	%	
K	36	21	58	12	33	3	8	0	0	1.5
1	39	5	13	25	64	7	18	2	5	2.1
2	41	8	20	25	61	8	20	0	0	1.9
3	39	5	13	26	67	8	21	0	0	2.1
4	29	3	10	13	45	13	45	0	0	2.2
5	30	1	3	13	43	16	53	0	0	2.5
Total	214	43	20	114	53	55	26	2	1	2.0

* Less than 5 students tested

TELPAS Individual Language Domains

	Listening								Speaking								Reading								Writing							
	Beginning		Intermediate		Advanced		Advanced High		Beginning		Intermediate		Advanced		Advanced High		Beginning		Intermediate		Advanced		Advanced High		Beginning		Intermediate		Advanced		Advanced High	
Grade	N	%	N	%	N	%	N	%	N	%	N	%	N	%	N	%	N	%	N	%	N	%	N	%	N	%	N	%	N	%	N	%
K	10	28	20	56	6	17	0	0	21	58	12	33	3	8	0	0	30	83	5	14	1	3	0	0	30	83	6	17	0	0	0	0
1	2	5	12	31	17	44	8	21	7	18	17	44	12	31	3	8	22	56	10	26	7	18	0	0	24	62	13	33	2	5	0	0
2	11	27	16	39	12	29	2	5	8	20	22	54	11	27	0	0	16	39	19	46	3	7	3	7	22	54	15	37	3	7	1	2
3	2	5	18	44	14	34	7	17	11	27	22	54	8	20	0	0	18	44	12	29	7	17	4	10	13	33	23	59	3	8	0	0
4	9	31	12	41	8	28	0	0	6	21	9	31	12	41	2	7	3	10	15	52	10	34	1	3	5	17	13	45	10	34	1	3
5	2	7	15	50	11	37	2	7	6	20	17	57	7	23	0	0	3	10	11	37	13	43	3	10	2	7	10	33	11	37	7	23
Total	36	17	93	43	68	31	19	9	59	27	99	46	53	25	5	2	92	43	72	33	41	19	11	5	96	45	80	37	29	14	9	4

* Less than 5 students tested

Source:TELPAS data file 10/5/18

Texas English Language Proficiency Assessment System (TELPAS)
2018 Assessment Report

Park Place Elementary School

No Progress Data Available

TELPAS Composite Rating

Grade	Number of Students	Beginning		Intermediate		Advanced		Advanced High		Average Composite Score
	N	N	%	N	%	N	%	N	%	
K	71	48	68	16	23	7	10	0	0	1.3
1	74	33	45	39	53	2	3	0	0	1.5
2	81	2	2	37	46	37	46	5	6	2.5
3	102	0	0	24	24	57	56	21	21	2.9
4	92	2	2	20	22	42	46	28	30	3.0
5	63	0	0	7	11	23	37	33	52	3.3
Total	483	85	18	143	30	168	35	87	18	2.5

* Less than 5 students tested

TELPAS Individual Language Domains

	Listening								Speaking								Reading								Writing							
	Beginning		Intermediate		Advanced		Advanced High		Beginning		Intermediate		Advanced		Advanced High		Beginning		Intermediate		Advanced		Advanced High		Beginning		Intermediate		Advanced		Advanced High	
Grade	N	%	N	%	N	%	N	%	N	%	N	%	N	%	N	%	N	%	N	%	N	%	N	%	N	%	N	%	N	%	N	%
K	48	68	14	20	9	13	0	0	48	68	19	27	4	6	0	0	60	85	6	8	5	7	0	0	59	83	12	17	0	0	0	0
1	25	34	47	64	2	3	0	0	36	49	37	50	1	1	0	0	45	61	27	36	2	3	0	0	54	73	18	24	2	3	0	0
2	4	5	26	32	29	35	23	28	4	5	54	66	22	27	2	2	9	11	32	39	27	33	14	17	17	21	37	46	22	27	5	6
3	1	1	16	15	40	38	47	45	7	7	43	41	50	48	4	4	9	9	28	27	34	33	32	31	7	7	20	20	41	40	34	33
4	2	2	30	32	41	44	20	22	6	6	27	29	50	54	10	11	2	2	24	27	27	30	37	41	5	5	10	11	21	23	56	61
5	3	5	15	24	24	38	21	33	3	5	12	19	31	49	17	27	2	3	2	3	20	32	38	61	0	0	3	5	11	17	49	78
Total	83	17	148	30	145	30	111	23	104	21	192	39	158	32	33	7	127	26	119	25	115	24	121	25	142	29	100	21	97	20	144	30

* Less than 5 students tested

Source:TELPAS data file 10/5/18

Texas English Language Proficiency Assessment System (TELPAS)
2018 Assessment Report

Parker Elementary School

No Progress Data Available

TELPAS Composite Rating

Grade	Number of Students	Beginning		Intermediate		Advanced		Advanced High		Average Composite Score
	N	N	%	N	%	N	%	N	%	
K	31	13	42	9	29	3	10	6	19	2.0
1	38	9	24	20	53	6	16	3	8	2.0
2	27	0	0	9	33	16	59	2	7	2.6
3	31	0	0	10	32	15	48	6	19	2.9
4	32	0	0	13	41	14	44	5	16	2.8
5	17	0	0	2	12	7	41	8	47	3.2
Total	176	22	13	63	36	61	35	30	17	2.5

* Less than 5 students tested

TELPAS Individual Language Domains

	Listening								Speaking								Reading								Writing							
	Beginning		Intermediate		Advanced		Advanced High		Beginning		Intermediate		Advanced		Advanced High		Beginning		Intermediate		Advanced		Advanced High		Beginning		Intermediate		Advanced		Advanced High	
Grade	N	%	N	%	N	%	N	%	N	%	N	%	N	%	N	%	N	%	N	%	N	%	N	%	N	%	N	%	N	%	N	%
K	12	39	6	19	6	19	7	23	12	39	8	26	4	13	7	23	22	71	0	0	3	10	6	19	22	71	1	3	2	6	6	19
1	6	16	22	58	7	18	3	8	10	26	18	47	5	13	5	13	19	50	11	29	3	8	5	13	21	55	12	32	3	8	2	5
2	0	0	7	26	13	48	7	26	1	4	10	37	15	56	1	4	6	22	11	41	8	30	2	7	1	4	10	37	14	52	2	7
3	0	0	5	16	13	42	13	42	1	3	14	45	12	39	4	13	3	10	15	48	6	19	7	23	2	6	8	26	13	42	8	26
4	3	9	12	38	14	44	3	9	4	13	7	22	20	63	1	3	2	6	11	34	12	38	7	22	1	3	5	16	10	31	16	50
5	0	0	5	29	8	47	4	24	0	0	2	12	12	71	3	18	0	0	3	18	7	41	7	41	0	0	2	12	5	29	10	59
Total	21	12	57	32	61	35	37	21	28	16	59	34	68	39	21	12	52	30	51	29	39	22	34	19	47	27	38	22	47	27	44	25

* Less than 5 students tested

Source:TELPAS data file 10/5/18

Texas English Language Proficiency Assessment System (TELPAS)
2018 Assessment Report

Patterson Elementary School

No Progress Data Available

TELPAS Composite Rating

Grade	Number of Students	Beginning		Intermediate		Advanced		Advanced High		Average Composite Score
	N	N	%	N	%	N	%	N	%	
K	78	17	22	38	49	6	8	17	22	2.2
1	66	3	5	14	21	23	35	26	39	3.0
2	78	1	1	24	31	38	49	15	19	2.8
3	61	2	3	12	20	28	46	19	31	3.0
4	77	1	1	11	14	35	45	30	39	3.2
5	72	0	0	6	8	27	38	39	54	3.4
Total	432	24	6	105	24	157	36	146	34	2.9

* Less than 5 students tested

TELPAS Individual Language Domains

	Listening								Speaking								Reading								Writing							
	Beginning		Intermediate		Advanced		Advanced High		Beginning		Intermediate		Advanced		Advanced High		Beginning		Intermediate		Advanced		Advanced High		Beginning		Intermediate		Advanced		Advanced High	
Grade	N	%	N	%	N	%	N	%	N	%	N	%	N	%	N	%	N	%	N	%	N	%	N	%	N	%	N	%	N	%	N	%
K	13	17	21	27	12	15	32	41	15	19	22	28	12	15	29	37	54	69	6	8	9	12	9	12	54	69	5	6	10	13	9	12
1	2	3	10	15	21	32	33	50	3	5	10	15	30	45	23	35	7	11	23	35	15	23	21	32	9	14	24	36	12	18	21	32
2	0	0	15	19	36	46	27	35	3	4	41	53	26	33	8	10	10	13	23	29	24	31	21	27	9	12	24	31	23	29	22	28
3	1	2	4	7	25	41	31	51	7	11	18	30	31	51	5	8	5	8	17	28	16	26	23	38	5	8	10	16	18	30	28	46
4	4	5	16	21	26	34	31	40	3	4	6	8	50	65	18	23	0	0	20	26	26	34	31	40	3	4	6	8	34	44	34	44
5	1	1	11	15	24	33	36	50	4	6	9	13	37	51	22	31	0	0	14	19	18	25	40	56	0	0	7	10	15	21	50	69
Total	21	5	77	18	144	33	190	44	35	8	106	25	186	43	105	24	76	18	103	24	108	25	145	34	80	19	76	18	112	26	164	38

* Less than 5 students tested

Source:TELPAS data file 10/5/18

Texas English Language Proficiency Assessment System (TELPAS)
2018 Assessment Report

Peck Elementary School

No Progress Data Available

TELPAS Composite Rating

Grade	Number of Students	Beginning		Intermediate		Advanced		Advanced High		Average Composite Score
	N	N	%	N	%	N	%	N	%	
K	25	25	100	0	0	0	0	0	0	1.0
1	21	6	29	15	71	0	0	0	0	1.7
2	40	0	0	22	55	15	38	3	8	2.5
3	36	0	0	15	42	15	42	6	17	2.7
4	31	1	3	10	32	17	55	3	10	2.6
5	22	2	9	8	36	8	36	4	18	2.7
Total	175	34	19	70	40	55	31	16	9	2.3

* Less than 5 students tested

TELPAS Individual Language Domains

	Listening								Speaking								Reading								Writing							
	Beginning		Intermediate		Advanced		Advanced High		Beginning		Intermediate		Advanced		Advanced High		Beginning		Intermediate		Advanced		Advanced High		Beginning		Intermediate		Advanced		Advanced High	
Grade	N	%	N	%	N	%	N	%	N	%	N	%	N	%	N	%	N	%	N	%	N	%	N	%	N	%	N	%	N	%	N	%
K	25	100	0	0	0	0	0	0	25	100	0	0	0	0	0	0	25	100	0	0	0	0	0	0	25	100	0	0	0	0	0	0
1	5	24	7	33	8	38	1	5	6	29	10	48	5	24	0	0	12	57	9	43	0	0	0	0	21	100	0	0	0	0	0	0
2	0	0	19	48	15	38	6	15	3	8	17	43	14	35	6	15	9	23	16	40	12	30	3	8	7	18	19	48	12	30	2	5
3	3	8	7	19	15	42	11	31	6	17	11	31	18	50	1	3	6	17	14	39	9	25	7	19	3	8	15	42	7	19	11	31
4	3	10	9	29	16	52	3	10	5	16	10	32	16	52	0	0	2	6	13	42	11	35	5	16	2	6	11	35	12	39	6	19
5	3	14	6	27	10	45	3	14	6	27	5	23	10	45	1	5	2	9	7	32	7	32	6	27	3	14	2	9	5	23	12	55
Total	39	22	48	27	64	37	24	14	51	29	53	30	63	36	8	5	56	32	59	34	39	22	21	12	61	35	47	27	36	21	31	18

* Less than 5 students tested

Source:TELPAS data file 10/5/18

Texas English Language Proficiency Assessment System (TELPAS)
2018 Assessment Report

Petersen Elementary School

No Progress Data Available

TELPAS Composite Rating

Grade	Number of Students	Beginning		Intermediate		Advanced		Advanced High		Average Composite Score
	N	N	%	N	%	N	%	N	%	
K	33	27	82	6	18	0	0	0	0	1.2
1	37	29	78	8	22	0	0	0	0	1.2
2	48	2	4	32	67	14	29	0	0	2.2
3	49	1	2	17	35	25	51	6	12	2.7
4	46	2	4	12	26	25	54	7	15	2.8
5	47	0	0	9	19	26	55	12	26	3.1
Total	260	61	23	84	32	90	35	25	10	2.3

* Less than 5 students tested

TELPAS Individual Language Domains

	Listening								Speaking								Reading								Writing							
	Beginning		Intermediate		Advanced		Advanced High		Beginning		Intermediate		Advanced		Advanced High		Beginning		Intermediate		Advanced		Advanced High		Beginning		Intermediate		Advanced		Advanced High	
Grade	N	%	N	%	N	%	N	%	N	%	N	%	N	%	N	%	N	%	N	%	N	%	N	%	N	%	N	%	N	%	N	%
K	22	67	11	33	0	0	0	0	27	82	6	18	0	0	0	0	31	94	2	6	0	0	0	0	32	97	1	3	0	0	0	0
1	25	68	12	32	0	0	0	0	30	81	7	19	0	0	0	0	30	81	7	19	0	0	0	0	33	89	4	11	0	0	0	0
2	2	4	15	31	19	40	12	25	2	4	26	54	18	38	2	4	15	31	22	46	8	17	3	6	25	52	19	40	4	8	0	0
3	1	2	15	31	12	24	21	43	4	8	14	29	25	51	6	12	7	14	23	47	8	16	11	22	8	16	16	33	21	43	4	8
4	2	4	15	32	21	45	9	19	5	11	12	26	24	51	6	13	3	7	14	30	20	43	9	20	4	8	12	25	26	54	6	13
5	2	4	13	27	25	52	8	17	4	8	9	19	31	65	4	8	1	2	10	21	16	34	20	43	1	2	2	4	18	38	27	56
Total	54	21	81	31	77	29	50	19	72	27	74	28	98	37	18	7	87	33	78	30	52	20	43	17	103	39	54	21	69	26	37	14

* Less than 5 students tested

Source:TELPAS data file 10/5/18

Texas English Language Proficiency Assessment System (TELPAS)
2018 Assessment Report

Piney Point Elementary School

No Progress Data Available

TELPAS Composite Rating

Grade	Number of Students	Beginning		Intermediate		Advanced		Advanced High		Average Composite Score
	N	N	%	N	%	N	%	N	%	
K	130	82	63	29	22	17	13	2	2	1.5
1	153	52	34	74	48	19	12	8	5	1.8
2	151	10	7	74	49	58	38	9	6	2.4
3	136	5	4	53	39	44	32	34	25	2.8
4	144	9	6	50	35	65	45	20	14	2.6
5	113	2	2	31	27	59	52	21	19	2.9
Total	827	160	19	311	38	262	32	94	11	2.3

* Less than 5 students tested

TELPAS Individual Language Domains

	Listening								Speaking								Reading								Writing							
	Beginning		Intermediate		Advanced		Advanced High		Beginning		Intermediate		Advanced		Advanced High		Beginning		Intermediate		Advanced		Advanced High		Beginning		Intermediate		Advanced		Advanced High	
Grade	N	%	N	%	N	%	N	%	N	%	N	%	N	%	N	%	N	%	N	%	N	%	N	%	N	%	N	%	N	%	N	%
K	77	59	32	25	15	12	6	5	84	65	26	20	14	11	6	5	89	68	31	24	9	7	1	1	100	77	19	15	10	8	1	1
1	39	25	80	52	25	16	9	6	61	40	73	48	11	7	8	5	57	37	74	48	15	10	7	5	86	56	42	27	20	13	5	3
2	17	11	60	39	51	34	24	16	15	10	72	47	53	35	12	8	22	14	76	50	40	26	14	9	28	19	65	43	45	30	13	9
3	6	4	37	27	41	30	54	39	10	7	51	37	59	43	18	13	21	15	49	36	34	25	34	25	16	12	36	26	46	34	38	28
4	18	12	51	35	62	43	14	10	13	9	54	37	68	47	10	7	18	12	59	41	46	32	22	15	14	10	56	39	32	22	42	29
5	10	9	37	32	53	46	14	12	5	4	22	19	71	62	16	14	10	9	42	37	33	29	29	25	5	4	18	16	53	47	37	33
Total	167	20	297	36	247	30	121	15	188	23	298	36	276	33	70	8	217	26	331	40	177	21	107	13	249	30	236	29	206	25	136	16

* Less than 5 students tested

Source:TELPAS data file 10/5/18

Texas English Language Proficiency Assessment System (TELPAS)
2018 Assessment Report

Pleasantville Elementary School

No Progress Data Available

TELPAS Composite Rating

Grade	Number of Students	Beginning		Intermediate		Advanced		Advanced High		Average Composite Score
	N	N	%	N	%	N	%	N	%	
K	7	1	14	1	14	4	57	1	14	2.6
1	7	0	0	4	57	3	43	0	0	2.1
2	5	0	0	2	40	3	60	0	0	2.6
3	8	0	0	4	50	3	38	1	13	2.8
4	9	0	0	1	11	5	56	3	33	3.0
Total	36	1	3	12	33	18	50	5	14	2.6

* Less than 5 students tested

TELPAS Individual Language Domains

	Listening								Speaking								Reading								Writing							
	Beginning		Intermediate		Advanced		Advanced High		Beginning		Intermediate		Advanced		Advanced High		Beginning		Intermediate		Advanced		Advanced High		Beginning		Intermediate		Advanced		Advanced High	
Grade	N	%	N	%	N	%	N	%	N	%	N	%	N	%	N	%	N	%	N	%	N	%	N	%	N	%	N	%	N	%	N	%
K	1	14	1	14	3	43	2	29	1	14	1	14	4	57	1	14	1	14	2	29	3	43	1	14	1	14	4	57	1	14	1	14
1	0	0	4	57	3	43	0	0	0	0	4	57	3	43	0	0	4	57	1	14	2	29	0	0	4	57	2	29	0	0	1	14
2	0	0	0	0	4	80	1	20	0	0	4	80	1	20	0	0	0	0	1	20	4	80	0	0	2	40	2	40	0	0	1	20
3	0	0	2	25	4	50	2	25	0	0	0	0	4	50	4	50	1	13	5	63	1	13	1	13	1	13	5	63	2	25	0	0
4	0	0	1	11	7	78	1	11	0	0	1	11	5	56	3	33	0	0	3	33	4	44	2	22	0	0	5	56	0	0	4	44
Total	1	3	8	22	21	58	6	17	1	3	10	28	17	47	8	22	6	17	12	33	14	39	4	11	8	22	18	50	3	8	7	19

* Less than 5 students tested

Source:TELPAS data file 10/5/18

Texas English Language Proficiency Assessment System (TELPAS)
2018 Assessment Report

Poe Elementary School

No Progress Data Available

TELPAS Composite Rating

Grade	Number of Students	Beginning		Intermediate		Advanced		Advanced High		Average Composite Score
	N	N	%	N	%	N	%	N	%	
K	30	16	53	10	33	4	13	0	0	1.5
1	32	4	13	16	50	7	22	5	16	2.3
2	39	0	0	15	38	19	49	5	13	2.7
3	29	0	0	13	45	12	41	4	14	2.8
4	23	0	0	6	26	13	57	4	17	3.0
5	15	0	0	1	7	12	80	2	13	3.0
Total	168	20	12	61	36	67	40	20	12	2.5

* Less than 5 students tested

TELPAS Individual Language Domains

	Listening								Speaking								Reading								Writing							
	Beginning		Intermediate		Advanced		Advanced High		Beginning		Intermediate		Advanced		Advanced High		Beginning		Intermediate		Advanced		Advanced High		Beginning		Intermediate		Advanced		Advanced High	
Grade	N	%	N	%	N	%	N	%	N	%	N	%	N	%	N	%	N	%	N	%	N	%	N	%	N	%	N	%	N	%	N	%
K	17	57	8	27	5	17	0	0	17	57	8	27	5	17	0	0	22	73	3	10	5	17	0	0	24	80	2	7	4	13	0	0
1	2	6	12	38	12	38	6	19	4	13	15	47	7	22	6	19	12	38	11	34	5	16	4	13	17	53	5	16	6	19	4	13
2	1	3	7	18	18	46	13	33	1	3	27	69	9	23	2	5	7	18	11	28	12	31	9	23	4	10	16	41	12	31	7	18
3	0	0	5	17	11	38	13	45	0	0	19	66	10	34	0	0	5	17	7	24	6	21	11	38	8	27	7	23	8	27	7	23
4	1	4	8	35	7	30	7	30	2	9	10	43	10	43	1	4	1	4	4	17	8	35	10	43	0	0	3	13	10	43	10	43
5	0	0	3	20	7	47	5	33	0	0	9	60	6	40	0	0	0	0	2	13	7	47	6	40	1	7	2	13	8	53	4	27
Total	21	13	43	26	60	36	44	26	24	14	88	52	47	28	9	5	47	28	38	23	43	26	40	24	54	32	35	21	48	28	32	19

* Less than 5 students tested

Source:TELPAS data file 10/5/18

Texas English Language Proficiency Assessment System (TELPAS)
2018 Assessment Report

Port Houston Elementary School

No Progress Data Available

TELPAS Composite Rating

Grade	Number of Students	Beginning		Intermediate		Advanced		Advanced High		Average Composite Score
	N	N	%	N	%	N	%	N	%	
K	26	5	19	15	58	6	23	0	0	2.0
1	30	4	13	11	37	15	50	0	0	2.2
2	35	4	11	13	37	17	49	1	3	2.3
3	30	0	0	10	33	11	37	9	30	2.9
4	30	0	0	13	43	16	53	1	3	2.6
5	24	0	0	5	21	15	63	4	17	2.9
Total	175	13	7	67	38	80	46	15	9	2.5

* Less than 5 students tested

TELPAS Individual Language Domains

	Listening								Speaking								Reading								Writing							
	Beginning		Intermediate		Advanced		Advanced High		Beginning		Intermediate		Advanced		Advanced High		Beginning		Intermediate		Advanced		Advanced High		Beginning		Intermediate		Advanced		Advanced High	
Grade	N	%	N	%	N	%	N	%	N	%	N	%	N	%	N	%	N	%	N	%	N	%	N	%	N	%	N	%	N	%	N	%
K	3	12	8	31	15	58	0	0	6	23	12	46	7	27	1	4	8	31	15	58	3	12	0	0	12	46	14	54	0	0	0	0
1	3	10	10	33	17	57	0	0	6	20	8	27	16	53	0	0	3	10	19	63	8	27	0	0	9	30	18	60	3	10	0	0
2	8	23	10	29	15	43	2	6	6	17	15	43	11	31	3	9	6	19	13	41	12	38	1	3	6	17	10	29	16	46	3	9
3	1	3	8	27	10	33	11	37	2	7	12	40	12	40	4	13	3	10	11	37	3	10	13	43	2	7	8	27	12	40	8	27
4	4	13	11	37	14	47	1	3	0	0	10	33	17	57	3	10	1	3	14	47	13	43	2	7	4	13	11	37	12	40	3	10
5	0	0	9	38	9	38	6	25	0	0	5	21	12	50	7	29	0	0	10	42	9	38	5	21	0	0	7	29	13	54	4	17
Total	19	11	56	32	80	46	20	11	20	11	62	35	75	43	18	10	21	12	82	48	48	28	21	12	33	19	68	39	56	32	18	10

* Less than 5 students tested

Source:TELPAS data file 10/5/18

Texas English Language Proficiency Assessment System (TELPAS)
2018 Assessment Report

Pugh Elementary School

No Progress Data Available

TELPAS Composite Rating

Grade	Number of Students	Beginning		Intermediate		Advanced		Advanced High		Average Composite Score
	N	N	%	N	%	N	%	N	%	
K	29	12	41	8	28	8	28	1	3	1.8
1	31	3	10	12	39	10	32	6	19	2.5
2	39	1	3	7	18	23	59	8	21	2.9
3	31	0	0	10	32	8	26	13	42	3.0
4	26	0	0	14	54	10	38	2	8	2.5
5	25	0	0	4	16	18	72	3	12	2.9
Total	181	16	9	55	30	77	43	33	18	2.6

* Less than 5 students tested

TELPAS Individual Language Domains

	Listening								Speaking								Reading								Writing							
	Beginning		Intermediate		Advanced		Advanced High		Beginning		Intermediate		Advanced		Advanced High		Beginning		Intermediate		Advanced		Advanced High		Beginning		Intermediate		Advanced		Advanced High	
Grade	N	%	N	%	N	%	N	%	N	%	N	%	N	%	N	%	N	%	N	%	N	%	N	%	N	%	N	%	N	%	N	%
K	12	41	7	24	8	28	2	7	12	41	7	24	6	21	4	14	13	45	14	48	2	7	0	0	16	55	12	41	1	3	0	0
1	2	6	8	26	16	52	5	16	4	13	10	32	11	35	6	19	5	17	12	40	9	30	4	13	5	17	14	47	9	30	2	7
2	1	3	5	13	26	67	7	18	1	3	13	33	21	54	4	10	4	10	13	33	14	36	8	21	3	8	9	23	13	33	14	36
3	1	3	7	23	10	32	13	42	1	3	7	23	14	45	9	29	2	6	11	35	9	29	9	29	5	16	4	13	12	39	10	32
4	3	11	14	52	7	26	3	11	0	0	10	37	15	56	2	7	2	7	15	56	6	22	4	15	2	8	14	54	9	35	1	4
5	0	0	8	32	15	60	2	8	0	0	5	20	18	72	2	8	4	16	6	24	8	32	7	28	1	4	2	8	18	72	4	16
Total	19	10	49	27	82	45	32	18	18	10	52	29	85	47	27	15	30	17	71	39	48	27	32	18	32	18	55	31	62	34	31	17

* Less than 5 students tested

Source:TELPAS data file 10/5/18

Texas English Language Proficiency Assessment System (TELPAS)
2018 Assessment Report

Red Elementary School

No Progress Data Available

TELPAS Composite Rating

Grade	Number of Students	Beginning		Intermediate		Advanced		Advanced High		Average Composite Score
	N	N	%	N	%	N	%	N	%	
K	23	15	65	6	26	1	4	1	4	1.4
1	29	5	17	15	52	3	10	6	21	2.3
2	27	0	0	19	70	8	30	0	0	2.2
3	22	0	0	2	9	14	64	6	27	3.0
4	15	1	7	2	13	9	60	3	20	2.8
5	8	0	0	0	0	4	50	4	50	3.4
Total	124	21	17	44	35	39	31	20	16	2.4

* Less than 5 students tested

TELPAS Individual Language Domains

	Listening								Speaking								Reading								Writing							
	Beginning		Intermediate		Advanced		Advanced High		Beginning		Intermediate		Advanced		Advanced High		Beginning		Intermediate		Advanced		Advanced High		Beginning		Intermediate		Advanced		Advanced High	
Grade	N	%	N	%	N	%	N	%	N	%	N	%	N	%	N	%	N	%	N	%	N	%	N	%	N	%	N	%	N	%	N	%
K	17	74	4	17	1	4	1	4	15	65	6	26	1	4	1	4	14	61	7	30	1	4	1	4	20	87	1	4	1	4	1	4
1	1	3	14	48	7	24	7	24	6	21	16	55	1	3	6	21	6	21	14	48	5	17	4	14	8	28	15	52	4	14	2	7
2	0	0	13	48	9	33	5	19	2	7	19	70	5	19	1	4	6	23	12	46	5	19	3	12	7	27	18	69	1	4	0	0
3	1	4	1	4	11	48	10	43	0	0	9	41	12	55	1	5	0	0	7	32	10	45	5	23	0	0	5	23	11	50	6	27
4	1	7	7	47	4	27	3	20	0	0	4	27	9	60	2	13	2	14	0	0	8	57	4	29	1	7	4	29	7	50	2	14
5	0	0	1	13	5	63	2	25	0	0	2	25	5	63	1	13	0	0	0	0	0	0	8	100	0	0	0	0	3	38	5	63
Total	20	16	40	32	37	30	28	22	23	19	56	45	33	27	12	10	28	23	40	33	29	24	25	20	36	30	43	35	27	22	16	13

* Less than 5 students tested

Source:TELPAS data file 10/5/18

Texas English Language Proficiency Assessment System (TELPAS)
2018 Assessment Report

Reynolds Elementary School

No Progress Data Available

TELPAS Composite Rating

Grade	Number of Students	Beginning		Intermediate		Advanced		Advanced High		Average Composite Score
	N	N	%	N	%	N	%	N	%	
2	3	*	*	*	*	*	*	*	*	*
3	5	0	0	2	40	3	60	0	0	2.7
4	3	*	*	*	*	*	*	*	*	*
5	4	*	*	*	*	*	*	*	*	*
Total	15	0	0	6	40	7	47	2	13	2.8

* Less than 5 students tested

TELPAS Individual Language Domains

	Listening								Speaking								Reading								Writing							
	Beginning		Intermediate		Advanced		Advanced High		Beginning		Intermediate		Advanced		Advanced High		Beginning		Intermediate		Advanced		Advanced High		Beginning		Intermediate		Advanced		Advanced High	
Grade	N	%	N	%	N	%	N	%	N	%	N	%	N	%	N	%	N	%	N	%	N	%	N	%	N	%	N	%	N	%	N	%
2	*	*	*	*	*	*	*	*	*	*	*	*	*	*	*	*	*	*	*	*	*	*	*	*	*	*	*	*	*	*	*	*
3	0	0	0	0	2	40	3	60	0	0	3	60	2	40	0	0	2	40	1	20	2	40	0	0	0	0	2	40	2	40	1	20
4	*	*	*	*	*	*	*	*	*	*	*	*	*	*	*	*	*	*	*	*	*	*	*	*	*	*	*	*	*	*	*	*
5	*	*	*	*	*	*	*	*	*	*	*	*	*	*	*	*	*	*	*	*	*	*	*	*	*	*	*	*	*	*	*	*
Total	2	13	2	13	5	33	6	40	1	7	6	40	6	40	2	13	3	20	4	27	6	40	2	13	0	0	4	27	7	47	4	27

* Less than 5 students tested

Source:TELPAS data file 10/5/18

Texas English Language Proficiency Assessment System (TELPAS)
2018 Assessment Report

River Oaks Elementary School

No Progress Data Available

TELPAS Composite Rating

Grade	Number of Students	Beginning		Intermediate		Advanced		Advanced High		Average Composite Score
	N	N	%	N	%	N	%	N	%	
K	11	1	9	0	0	6	55	4	36	3.1
1	15	0	0	3	20	5	33	7	47	3.3
2	5	0	0	2	40	3	60	0	0	2.5
3	6	0	0	1	17	2	33	3	50	3.1
4	1	*	*	*	*	*	*	*	*	*
5	2	*	*	*	*	*	*	*	*	*
Total	40	1	3	6	15	18	45	15	38	3.1

* Less than 5 students tested

TELPAS Individual Language Domains

	Listening								Speaking								Reading								Writing							
	Beginning		Intermediate		Advanced		Advanced High		Beginning		Intermediate		Advanced		Advanced High		Beginning		Intermediate		Advanced		Advanced High		Beginning		Intermediate		Advanced		Advanced High	
Grade	N	%	N	%	N	%	N	%	N	%	N	%	N	%	N	%	N	%	N	%	N	%	N	%	N	%	N	%	N	%	N	%
K	1	9	0	0	6	55	4	36	1	9	1	9	7	64	2	18	1	9	0	0	5	45	5	45	1	9	1	9	6	55	3	27
1	2	13	2	13	5	33	6	40	0	0	3	20	5	33	7	47	0	0	2	13	5	33	8	53	0	0	3	20	4	27	8	53
2	0	0	3	60	1	20	1	20	1	20	3	60	1	20	0	0	1	20	1	20	3	60	0	0	1	20	0	0	2	40	2	40
3	0	0	1	17	2	33	3	50	0	0	2	33	2	33	2	33	0	0	2	33	3	50	1	17	0	0	1	17	3	50	2	33
4	*	*	*	*	*	*	*	*	*	*	*	*	*	*	*	*	*	*	*	*	*	*	*	*	*	*	*	*	*	*	*	*
5	*	*	*	*	*	*	*	*	*	*	*	*	*	*	*	*	*	*	*	*	*	*	*	*	*	*	*	*	*	*	*	*
Total	3	8	6	15	15	38	16	40	2	5	10	25	17	43	11	28	2	5	5	13	19	48	14	35	2	5	7	18	15	38	16	40

* Less than 5 students tested

Source:TELPAS data file 10/5/18

Texas English Language Proficiency Assessment System (TELPAS)
2018 Assessment Report

Roberts Elementary School

No Progress Data Available

TELPAS Composite Rating

Grade	Number of Students	Beginning		Intermediate		Advanced		Advanced High		Average Composite Score
	N	N	%	N	%	N	%	N	%	
K	40	8	20	17	43	7	18	8	20	2.3
1	28	4	14	5	18	8	29	11	39	2.9
2	31	0	0	8	26	18	58	5	16	3.0
3	15	1	7	5	33	6	40	3	20	2.9
4	17	0	0	6	35	9	53	2	12	2.8
5	7	1	14	4	57	0	0	2	29	2.7
Total	138	14	10	45	33	48	35	31	22	2.7

* Less than 5 students tested

TELPAS Individual Language Domains

	Listening								Speaking								Reading								Writing							
	Beginning		Intermediate		Advanced		Advanced High		Beginning		Intermediate		Advanced		Advanced High		Beginning		Intermediate		Advanced		Advanced High		Beginning		Intermediate		Advanced		Advanced High	
Grade	N	%	N	%	N	%	N	%	N	%	N	%	N	%	N	%	N	%	N	%	N	%	N	%	N	%	N	%	N	%	N	%
K	7	18	18	45	6	15	9	23	14	35	11	28	9	23	6	15	16	40	11	28	5	13	8	20	12	30	13	33	8	20	7	18
1	4	14	5	18	8	29	11	39	5	18	5	18	7	25	11	39	5	18	5	18	7	25	11	39	5	18	6	21	7	25	10	36
2	0	0	6	19	5	16	20	65	4	13	14	45	12	39	1	3	1	3	6	19	9	29	15	48	1	3	11	35	9	29	10	32
3	1	7	2	13	4	27	8	53	0	0	6	40	9	60	0	0	4	27	2	13	2	13	7	47	2	14	3	21	7	50	2	14
4	1	6	5	29	7	41	4	24	1	6	3	18	12	71	1	6	0	0	7	41	8	47	2	12	2	13	5	31	4	25	5	31
5	3	43	1	14	0	0	3	43	0	0	1	14	4	57	2	29	1	14	2	29	1	14	3	43	3	43	2	29	0	0	2	29
Total	16	12	37	27	30	22	55	40	24	17	40	29	53	38	21	15	27	20	33	24	32	23	46	33	25	18	40	29	35	26	36	26

* Less than 5 students tested

Source:TELPAS data file 10/5/18

Texas English Language Proficiency Assessment System (TELPAS)
2018 Assessment Report

Judson Robinson Elementary School

No Progress Data Available

TELPAS Composite Rating

Grade	Number of Students	Beginning		Intermediate		Advanced		Advanced High		Average Composite Score
	N	N	%	N	%	N	%	N	%	
K	45	29	64	8	18	4	9	4	9	1.6
1	55	14	25	21	38	16	29	4	7	2.1
2	40	2	5	21	53	17	43	0	0	2.3
3	43	3	7	22	51	13	30	5	12	2.4
4	44	1	2	21	48	20	45	2	5	2.5
5	40	4	10	9	23	18	45	9	23	2.7
Total	267	53	20	102	38	88	33	24	9	2.3

* Less than 5 students tested

TELPAS Individual Language Domains

	Listening								Speaking								Reading								Writing							
	Beginning		Intermediate		Advanced		Advanced High		Beginning		Intermediate		Advanced		Advanced High		Beginning		Intermediate		Advanced		Advanced High		Beginning		Intermediate		Advanced		Advanced High	
Grade	N	%	N	%	N	%	N	%	N	%	N	%	N	%	N	%	N	%	N	%	N	%	N	%	N	%	N	%	N	%	N	%
K	29	64	8	18	4	9	4	9	29	64	7	16	4	9	5	11	33	73	7	16	4	9	1	2	31	69	8	18	2	4	4	9
1	11	20	23	42	16	29	5	9	12	22	21	38	17	31	5	9	20	36	17	31	15	27	3	5	22	40	22	40	9	16	2	4
2	3	8	14	35	13	33	10	25	2	5	23	58	14	35	1	3	15	38	16	40	9	23	0	0	14	35	9	23	15	38	2	5
3	3	7	15	35	16	37	9	21	2	5	23	53	17	40	1	2	12	27	21	48	7	16	4	9	13	30	13	30	10	23	8	18
4	4	9	21	47	17	38	3	7	0	0	16	36	22	49	7	16	10	22	17	38	14	31	4	9	4	9	20	45	15	34	5	11
5	5	13	13	33	16	40	6	15	3	8	8	20	25	63	4	10	5	13	13	33	12	30	10	25	6	15	8	20	14	35	12	30
Total	55	21	94	35	82	31	37	14	48	18	98	37	99	37	23	9	95	35	91	34	61	23	22	8	90	34	80	30	65	24	33	12

* Less than 5 students tested

Source:TELPAS data file 10/5/18

Texas English Language Proficiency Assessment System (TELPAS)
2018 Assessment Report

Rodríguez Elementary School

No Progress Data Available

TELPAS Composite Rating

Grade	Number of Students	Beginning		Intermediate		Advanced		Advanced High		Average Composite Score
	N	N	%	N	%	N	%	N	%	
K	111	88	79	16	14	5	5	2	2	1.3
1	123	41	33	59	48	12	10	11	9	1.9
2	122	8	7	52	43	46	38	16	13	2.5
3	131	5	4	38	29	64	49	24	18	2.8
4	104	2	2	29	28	55	53	18	17	2.8
5	101	4	4	16	16	43	43	38	38	3.1
Total	692	148	21	210	30	225	33	109	16	2.4

* Less than 5 students tested

TELPAS Individual Language Domains

	Listening								Speaking								Reading								Writing							
	Beginning		Intermediate		Advanced		Advanced High		Beginning		Intermediate		Advanced		Advanced High		Beginning		Intermediate		Advanced		Advanced High		Beginning		Intermediate		Advanced		Advanced High	
Grade	N	%	N	%	N	%	N	%	N	%	N	%	N	%	N	%	N	%	N	%	N	%	N	%	N	%	N	%	N	%	N	%
K	69	62	34	31	5	5	3	3	89	80	14	13	6	5	2	2	100	90	4	4	5	5	2	2	99	89	5	5	5	5	2	2
1	26	21	66	54	18	15	13	11	45	37	55	45	12	10	11	9	58	47	44	36	10	8	11	9	81	66	28	23	4	3	10	8
2	19	15	48	38	37	30	21	17	4	3	42	34	61	49	18	14	26	21	54	43	34	27	11	9	20	16	52	43	37	30	13	11
3	8	6	33	25	54	41	37	28	4	3	39	30	65	49	24	18	17	13	61	46	32	24	22	17	14	11	39	30	50	38	28	21
4	11	11	38	37	41	39	14	13	4	4	25	24	60	58	15	14	3	3	44	42	26	25	31	30	7	7	25	24	29	28	43	41
5	6	6	21	21	48	48	26	26	8	8	14	14	64	63	15	15	4	4	17	17	37	37	43	43	7	7	12	12	26	26	56	55
Total	139	20	240	34	203	29	114	16	154	22	189	27	268	39	85	12	208	30	224	32	144	21	120	17	228	33	161	23	151	22	152	22

* Less than 5 students tested

Source:TELPAS data file 10/5/18

Texas English Language Proficiency Assessment System (TELPAS)
2018 Assessment Report

Roosevelt Elementary School

No Progress Data Available

TELPAS Composite Rating

Grade	Number of Students	Beginning		Intermediate		Advanced		Advanced High		Average Composite Score
	N	N	%	N	%	N	%	N	%	
K	29	10	34	16	55	1	3	2	7	1.7
1	48	9	19	24	50	13	27	2	4	2.0
2	30	0	0	8	27	16	53	6	20	3.0
3	36	1	3	2	6	16	44	17	47	3.3
4	35	0	0	5	14	18	51	12	34	3.1
5	22	0	0	2	9	8	36	12	55	3.4
Total	200	20	10	57	29	72	36	51	26	2.7

* Less than 5 students tested

TELPAS Individual Language Domains

	Listening								Speaking								Reading								Writing							
	Beginning		Intermediate		Advanced		Advanced High		Beginning		Intermediate		Advanced		Advanced High		Beginning		Intermediate		Advanced		Advanced High		Beginning		Intermediate		Advanced		Advanced High	
Grade	N	%	N	%	N	%	N	%	N	%	N	%	N	%	N	%	N	%	N	%	N	%	N	%	N	%	N	%	N	%	N	%
K	9	31	15	52	3	10	2	7	10	34	13	45	4	14	2	7	21	72	3	10	4	14	1	3	22	76	4	14	2	7	1	3
1	4	8	27	56	15	31	2	4	10	21	25	52	11	23	2	4	19	40	19	40	7	15	3	6	28	58	15	31	3	6	2	4
2	0	0	4	13	11	37	15	50	0	0	4	13	18	60	8	27	1	3	8	27	10	33	11	37	5	17	14	47	6	20	5	17
3	0	0	3	8	11	31	22	61	1	3	0	0	18	50	17	47	3	8	8	22	16	44	9	25	1	3	2	6	16	44	17	47
4	4	11	10	29	15	43	6	17	1	3	3	9	12	34	19	54	2	6	8	23	14	40	11	31	0	0	4	11	15	43	16	46
5	0	0	1	5	13	59	8	36	0	0	1	5	8	36	13	59	1	5	5	23	10	45	6	27	0	0	1	5	5	23	16	73
Total	17	9	60	30	68	34	55	28	22	11	46	23	71	36	61	31	47	24	51	26	61	31	41	21	56	28	40	20	47	24	57	29

* Less than 5 students tested

Source:TELPAS data file 10/5/18

Texas English Language Proficiency Assessment System (TELPAS)
2018 Assessment Report

Ross Elementary School

No Progress Data Available

TELPAS Composite Rating

Grade	Number of Students	Beginning		Intermediate		Advanced		Advanced High		Average Composite Score
	N	N	%	N	%	N	%	N	%	
K	12	11	92	0	0	1	8	0	0	1.2
1	11	6	55	4	36	1	9	0	0	1.6
2	22	0	0	9	41	12	55	1	5	2.5
3	11	0	0	3	27	6	55	2	18	2.9
4	10	0	0	4	40	5	50	1	10	2.5
5	13	0	0	3	23	7	54	3	23	2.9
Total	79	17	22	23	29	32	41	7	9	2.3

* Less than 5 students tested

TELPAS Individual Language Domains

	Listening								Speaking								Reading								Writing							
	Beginning		Intermediate		Advanced		Advanced High		Beginning		Intermediate		Advanced		Advanced High		Beginning		Intermediate		Advanced		Advanced High		Beginning		Intermediate		Advanced		Advanced High	
Grade	N	%	N	%	N	%	N	%	N	%	N	%	N	%	N	%	N	%	N	%	N	%	N	%	N	%	N	%	N	%	N	%
K	11	92	0	0	1	8	0	0	10	83	1	8	1	8	0	0	11	92	1	8	0	0	0	0	11	92	1	8	0	0	0	0
1	0	0	9	82	2	18	0	0	6	55	4	36	1	9	0	0	8	73	1	9	2	18	0	0	10	91	1	9	0	0	0	0
2	0	0	9	41	11	50	2	9	0	0	10	45	11	50	1	5	5	23	10	45	4	18	3	14	2	9	11	50	4	18	5	23
3	0	0	4	36	4	36	3	27	0	0	4	36	5	45	2	18	2	18	3	27	5	45	1	9	0	0	3	27	3	27	5	45
4	1	10	6	60	3	30	0	0	1	10	2	20	4	40	3	30	1	10	6	60	2	20	1	10	0	0	6	60	4	40	0	0
5	0	0	5	38	5	38	3	23	1	8	2	15	9	69	1	8	0	0	4	31	5	38	4	31	0	0	5	38	5	38	3	23
Total	12	15	33	42	26	33	8	10	18	23	23	29	31	39	7	9	27	34	25	32	18	23	9	11	23	29	27	34	16	20	13	16

* Less than 5 students tested

Source:TELPAS data file 10/5/18

Texas English Language Proficiency Assessment System (TELPAS)
2018 Assessment Report

Rucker Elementary School

No Progress Data Available

TELPAS Composite Rating

Grade	Number of Students	Beginning		Intermediate		Advanced		Advanced High		Average Composite Score
	N	N	%	N	%	N	%	N	%	
K	33	22	67	9	27	2	6	0	0	1.4
1	35	1	3	15	43	9	26	10	29	2.6
2	32	0	0	14	44	17	53	1	3	2.4
3	47	1	2	18	38	22	47	6	13	2.8
4	44	2	5	13	30	21	48	8	18	2.7
5	52	1	2	12	23	22	42	17	33	3.0
Total	243	27	11	81	33	93	38	42	17	2.6

* Less than 5 students tested

TELPAS Individual Language Domains

	Listening								Speaking								Reading								Writing							
	Beginning		Intermediate		Advanced		Advanced High		Beginning		Intermediate		Advanced		Advanced High		Beginning		Intermediate		Advanced		Advanced High		Beginning		Intermediate		Advanced		Advanced High	
Grade	N	%	N	%	N	%	N	%	N	%	N	%	N	%	N	%	N	%	N	%	N	%	N	%	N	%	N	%	N	%	N	%
K	15	45	12	36	6	18	0	0	21	64	10	30	2	6	0	0	30	91	3	9	0	0	0	0	30	91	3	9	0	0	0	0
1	2	6	6	17	15	43	12	34	1	3	13	37	10	29	11	31	5	14	19	54	6	17	5	14	6	17	18	51	6	17	5	14
2	0	0	13	41	15	47	4	13	0	0	17	53	12	38	3	9	9	28	15	47	6	19	2	6	5	16	13	41	13	41	1	3
3	2	4	8	17	18	38	20	42	1	2	21	44	23	48	3	6	15	33	13	28	11	24	7	15	5	11	12	27	7	16	21	47
4	5	11	11	25	20	45	8	18	2	5	14	32	20	45	8	18	10	22	19	42	8	18	8	18	6	14	2	5	18	41	18	41
5	6	12	15	29	20	38	11	21	2	4	14	27	25	48	11	21	4	8	15	29	16	31	17	33	4	8	5	10	7	14	35	69
Total	30	12	65	27	94	39	55	23	27	11	89	36	92	38	36	15	73	30	84	35	47	19	39	16	56	23	53	22	51	21	80	33

* Less than 5 students tested

Source:TELPAS data file 10/5/18

Texas English Language Proficiency Assessment System (TELPAS)
2018 Assessment Report

Sánchez Elementary School

No Progress Data Available

TELPAS Composite Rating

Grade	Number of Students	Beginning		Intermediate		Advanced		Advanced High		Average Composite Score
	N	N	%	N	%	N	%	N	%	
K	36	31	86	5	14	0	0	0	0	1.1
1	39	10	26	23	59	5	13	1	3	1.9
2	35	2	6	20	57	13	37	0	0	2.3
3	56	1	2	16	29	28	50	11	20	2.8
4	47	2	4	14	30	22	47	9	19	2.7
5	42	0	0	11	26	22	52	9	21	2.9
Total	255	46	18	89	35	90	35	30	12	2.3

* Less than 5 students tested

TELPAS Individual Language Domains

	Listening								Speaking								Reading								Writing							
	Beginning		Intermediate		Advanced		Advanced High		Beginning		Intermediate		Advanced		Advanced High		Beginning		Intermediate		Advanced		Advanced High		Beginning		Intermediate		Advanced		Advanced High	
Grade	N	%	N	%	N	%	N	%	N	%	N	%	N	%	N	%	N	%	N	%	N	%	N	%	N	%	N	%	N	%	N	%
K	28	78	8	22	0	0	0	0	33	92	3	8	0	0	0	0	32	91	3	9	0	0	0	0	32	91	3	9	0	0	0	0
1	6	15	24	62	6	15	3	8	10	26	23	59	5	13	1	3	18	49	14	38	4	11	1	3	17	46	15	41	5	14	0	0
2	2	6	14	40	16	46	3	9	4	11	21	60	8	23	2	6	9	26	15	44	10	29	0	0	6	18	18	53	10	29	0	0
3	2	4	8	14	30	54	16	29	0	0	23	41	30	54	3	5	7	13	20	36	16	29	12	22	10	18	8	15	24	44	13	24
4	6	13	16	34	22	47	3	6	5	11	18	38	23	49	1	2	3	7	21	46	13	28	9	20	6	13	6	13	9	20	25	54
5	5	12	16	38	14	33	7	17	0	0	9	21	21	50	12	29	3	8	12	32	14	37	9	24	1	3	7	18	8	21	22	58
Total	49	19	86	34	88	35	32	13	52	20	97	38	87	34	19	7	72	29	85	35	57	23	31	13	72	29	57	23	56	23	60	24

* Less than 5 students tested

Source:TELPAS data file 10/5/18

Texas English Language Proficiency Assessment System (TELPAS)
2018 Assessment Report

Scarborough Elementary School

No Progress Data Available

TELPAS Composite Rating

Grade	Number of Students	Beginning		Intermediate		Advanced		Advanced High		Average Composite Score
	N	N	%	N	%	N	%	N	%	
K	57	35	61	15	26	7	12	0	0	1.5
1	59	9	15	37	63	11	19	2	3	2.0
2	66	8	12	28	42	26	39	4	6	2.4
3	71	2	3	28	39	30	42	11	15	2.7
4	60	3	5	17	28	36	60	4	7	2.6
5	59	1	2	6	10	23	39	29	49	3.2
Total	372	58	16	131	35	133	36	50	13	2.4

* Less than 5 students tested

TELPAS Individual Language Domains

	Listening								Speaking								Reading								Writing							
	Beginning		Intermediate		Advanced		Advanced High		Beginning		Intermediate		Advanced		Advanced High		Beginning		Intermediate		Advanced		Advanced High		Beginning		Intermediate		Advanced		Advanced High	
Grade	N	%	N	%	N	%	N	%	N	%	N	%	N	%	N	%	N	%	N	%	N	%	N	%	N	%	N	%	N	%	N	%
K	29	51	14	25	12	21	2	4	35	61	14	25	6	11	2	4	40	70	12	21	5	9	0	0	45	79	11	19	1	2	0	0
1	8	14	38	64	11	19	2	3	9	15	41	69	8	14	1	2	15	25	27	46	15	25	2	3	17	29	37	63	4	7	1	2
2	7	11	21	32	27	41	11	17	9	14	26	39	25	38	6	9	16	24	31	46	13	19	7	10	18	27	26	39	19	28	4	6
3	5	7	13	18	35	49	19	26	2	3	28	39	38	53	4	6	14	20	29	41	14	20	14	20	18	25	9	13	30	42	14	20
4	8	13	26	43	23	38	3	5	2	3	19	32	35	58	4	7	6	10	28	47	19	32	6	10	5	8	12	20	26	44	16	27
5	3	5	12	20	25	42	19	32	2	3	12	20	28	47	17	29	1	2	12	20	22	37	24	41	1	2	3	5	15	25	40	68
Total	60	16	124	33	133	36	56	15	59	16	140	38	140	38	34	9	92	25	139	37	88	24	53	14	104	28	98	26	95	26	75	20

* Less than 5 students tested

Source:TELPAS data file 10/5/18

Texas English Language Proficiency Assessment System (TELPAS)
2018 Assessment Report

School at St. George Place

No Progress Data Available

TELPAS Composite Rating

Grade	Number of Students	Beginning		Intermediate		Advanced		Advanced High		Average Composite Score
	N	N	%	N	%	N	%	N	%	
K	34	5	15	16	47	8	24	5	15	2.3
1	45	4	9	12	27	17	38	12	27	2.8
2	38	1	3	9	24	23	61	5	13	2.8
3	38	0	0	6	16	20	53	12	32	3.1
4	27	1	4	9	33	15	56	2	7	2.7
5	24	0	0	6	25	14	58	4	17	2.9
Total	206	11	5	58	28	97	47	40	19	2.7

* Less than 5 students tested

TELPAS Individual Language Domains

	Listening								Speaking								Reading								Writing							
	Beginning		Intermediate		Advanced		Advanced High		Beginning		Intermediate		Advanced		Advanced High		Beginning		Intermediate		Advanced		Advanced High		Beginning		Intermediate		Advanced		Advanced High	
Grade	N	%	N	%	N	%	N	%	N	%	N	%	N	%	N	%	N	%	N	%	N	%	N	%	N	%	N	%	N	%	N	%
K	4	12	18	53	8	24	4	12	6	18	14	41	8	24	6	18	11	32	13	38	4	12	6	18	11	32	15	44	3	9	5	15
1	3	7	10	22	17	38	15	33	8	18	11	24	16	36	10	22	5	11	11	24	20	44	9	20	5	11	15	33	15	33	10	22
2	1	3	10	26	13	34	14	37	1	3	8	21	21	55	8	21	5	13	15	39	12	32	6	16	4	11	13	34	13	34	8	21
3	0	0	6	16	14	37	18	47	0	0	7	18	19	50	12	32	1	3	10	27	13	35	13	35	1	3	14	38	14	38	8	22
4	2	7	11	41	14	52	0	0	2	7	6	22	18	67	1	4	0	0	11	41	12	44	4	15	5	19	6	22	8	30	8	30
5	3	12	8	32	11	44	3	12	2	8	3	12	17	68	3	12	2	8	6	24	12	48	5	20	0	0	5	21	10	42	9	38
Total	13	6	63	30	77	37	54	26	19	9	49	24	99	48	40	19	24	12	66	32	73	35	43	21	26	13	68	33	63	31	48	23

* Less than 5 students tested

Source:TELPAS data file 10/5/18

Texas English Language Proficiency Assessment System (TELPAS)
2018 Assessment Report

Scroggins Elementary School

No Progress Data Available

TELPAS Composite Rating

Grade	Number of Students	Beginning		Intermediate		Advanced		Advanced High		Average Composite Score
	N	N	%	N	%	N	%	N	%	
K	37	23	62	13	35	1	3	0	0	1.3
1	39	5	13	24	62	6	15	4	10	2.1
2	42	0	0	22	52	17	40	3	7	2.5
3	37	0	0	13	35	16	43	8	22	2.8
4	47	0	0	13	28	16	34	18	38	3.0
5	48	1	2	5	10	18	38	24	50	3.2
Total	250	29	12	90	36	74	30	57	23	2.6

* Less than 5 students tested

TELPAS Individual Language Domains

	Listening								Speaking								Reading								Writing							
	Beginning		Intermediate		Advanced		Advanced High		Beginning		Intermediate		Advanced		Advanced High		Beginning		Intermediate		Advanced		Advanced High		Beginning		Intermediate		Advanced		Advanced High	
Grade	N	%	N	%	N	%	N	%	N	%	N	%	N	%	N	%	N	%	N	%	N	%	N	%	N	%	N	%	N	%	N	%
K	19	51	15	41	3	8	0	0	23	62	11	30	3	8	0	0	32	86	5	14	0	0	0	0	33	89	4	11	0	0	0	0
1	3	8	21	54	11	28	4	10	5	13	23	59	7	18	4	10	17	44	12	31	6	15	4	10	18	46	14	36	3	8	4	10
2	0	0	10	24	21	50	11	26	0	0	21	50	19	45	2	5	9	21	15	36	13	31	5	12	13	31	15	36	8	19	6	14
3	0	0	6	16	8	22	23	62	1	3	15	41	19	51	2	5	6	16	14	38	9	24	8	22	4	11	15	41	9	24	9	24
4	2	4	19	40	10	21	16	34	1	2	8	17	30	64	8	17	1	2	19	41	10	22	16	35	3	7	9	20	9	20	25	54
5	3	6	6	13	15	31	24	50	1	2	8	17	33	69	6	13	2	4	5	10	14	29	27	56	1	2	8	17	18	38	21	44
Total	27	11	77	31	68	27	78	31	31	12	86	34	111	44	22	9	67	27	70	28	52	21	60	24	72	29	65	26	47	19	65	26

* Less than 5 students tested

Source:TELPAS data file 10/5/18

Texas English Language Proficiency Assessment System (TELPAS)
2018 Assessment Report

Juan N. Seguin Elementary School

No Progress Data Available

TELPAS Composite Rating

Grade	Number of Students	Beginning		Intermediate		Advanced		Advanced High		Average Composite Score
	N	N	%	N	%	N	%	N	%	
K	32	22	69	10	31	0	0	0	0	1.2
1	51	6	12	38	75	6	12	1	2	2.0
2	55	3	5	16	29	24	44	12	22	2.7
3	51	2	4	22	43	23	45	4	8	2.6
4	49	2	4	18	37	24	49	5	10	2.5
5	35	0	0	14	40	14	40	7	20	2.7
Total	273	35	13	118	43	91	33	29	11	2.3

* Less than 5 students tested

TELPAS Individual Language Domains

	Listening								Speaking								Reading								Writing							
	Beginning		Intermediate		Advanced		Advanced High		Beginning		Intermediate		Advanced		Advanced High		Beginning		Intermediate		Advanced		Advanced High		Beginning		Intermediate		Advanced		Advanced High	
Grade	N	%	N	%	N	%	N	%	N	%	N	%	N	%	N	%	N	%	N	%	N	%	N	%	N	%	N	%	N	%	N	%
K	21	66	9	28	2	6	0	0	22	69	8	25	2	6	0	0	31	97	0	0	1	3	0	0	31	97	1	3	0	0	0	0
1	2	4	41	80	8	16	0	0	10	20	34	67	6	12	1	2	10	20	36	71	5	10	0	0	8	16	41	80	1	2	1	2
2	4	7	13	24	25	45	13	24	1	2	23	42	25	45	6	11	7	13	28	51	15	27	5	9	6	11	12	22	16	29	21	38
3	4	8	14	27	16	31	17	33	5	10	30	59	16	31	0	0	13	25	22	43	9	18	7	14	4	8	18	35	14	27	15	29
4	10	20	19	39	18	37	2	4	3	6	21	43	22	45	3	6	8	16	25	51	11	22	5	10	5	10	11	22	22	45	11	22
5	1	3	14	40	16	46	4	11	7	20	11	31	13	37	4	11	2	6	12	34	13	37	8	23	1	3	10	29	13	37	11	31
Total	42	15	110	40	85	31	36	13	48	18	127	47	84	31	14	5	71	26	123	45	54	20	25	9	55	20	93	34	66	24	59	22

* Less than 5 students tested

Source:TELPAS data file 10/5/18

Texas English Language Proficiency Assessment System (TELPAS)
2018 Assessment Report

Shadowbriar Elementary School

No Progress Data Available

TELPAS Composite Rating

Grade	Number of Students	Beginning		Intermediate		Advanced		Advanced High		Average Composite Score
	N	N	%	N	%	N	%	N	%	
K	11	2	18	2	18	5	45	2	18	2.6
1	9	0	0	3	33	5	56	1	11	2.7
2	14	3	21	7	50	4	29	0	0	2.2
3	14	0	0	6	43	4	29	4	29	2.9
4	10	0	0	7	70	3	30	0	0	2.3
5	14	2	14	4	29	6	43	2	14	2.5
Total	72	7	10	29	40	27	38	9	13	2.5

* Less than 5 students tested

TELPAS Individual Language Domains

	Listening								Speaking								Reading								Writing							
	Beginning		Intermediate		Advanced		Advanced High		Beginning		Intermediate		Advanced		Advanced High		Beginning		Intermediate		Advanced		Advanced High		Beginning		Intermediate		Advanced		Advanced High	
Grade	N	%	N	%	N	%	N	%	N	%	N	%	N	%	N	%	N	%	N	%	N	%	N	%	N	%	N	%	N	%	N	%
K	2	18	1	9	2	18	6	55	2	18	1	9	3	27	5	45	3	27	5	45	1	9	2	18	3	27	6	55	1	9	1	9
1	0	0	2	22	6	67	1	11	0	0	3	33	4	44	2	22	1	11	3	33	3	33	2	22	1	11	7	78	0	0	1	11
2	2	14	7	50	3	21	2	14	4	29	6	43	4	29	0	0	5	36	6	43	2	14	1	7	4	29	3	21	6	43	1	7
3	0	0	2	14	2	14	10	71	1	7	5	36	7	50	1	7	4	29	3	21	2	14	5	36	1	7	7	50	2	14	4	29
4	0	0	6	60	4	40	0	0	2	20	4	40	4	40	0	0	2	20	3	30	4	40	1	10	3	30	3	30	3	30	1	10
5	1	7	4	29	6	43	3	21	3	21	5	36	5	36	1	7	3	21	4	29	4	29	3	21	3	21	3	21	8	57	0	0
Total	5	7	22	31	23	32	22	31	12	17	24	33	27	38	9	13	18	25	24	33	16	22	14	19	15	21	29	40	20	28	8	11

* Less than 5 students tested

Source:TELPAS data file 10/5/18

Texas English Language Proficiency Assessment System (TELPAS)
2018 Assessment Report

Shadydale Elementary School

No Progress Data Available

TELPAS Composite Rating

Grade	Number of Students	Beginning		Intermediate		Advanced		Advanced High		Average Composite Score
	N	N	%	N	%	N	%	N	%	
K	33	22	67	8	24	2	6	1	3	1.3
1	36	14	39	18	50	3	8	1	3	1.7
2	48	4	8	25	52	16	33	3	6	2.3
3	43	5	12	19	44	17	40	2	5	2.4
4	27	1	4	10	37	13	48	3	11	2.6
5	36	2	6	11	31	18	50	5	14	2.7
Total	223	48	22	91	41	69	31	15	7	2.2

* Less than 5 students tested

TELPAS Individual Language Domains

	Listening								Speaking								Reading								Writing							
	Beginning		Intermediate		Advanced		Advanced High		Beginning		Intermediate		Advanced		Advanced High		Beginning		Intermediate		Advanced		Advanced High		Beginning		Intermediate		Advanced		Advanced High	
Grade	N	%	N	%	N	%	N	%	N	%	N	%	N	%	N	%	N	%	N	%	N	%	N	%	N	%	N	%	N	%	N	%
K	21	64	10	30	0	0	2	6	22	67	8	24	1	3	2	6	30	91	1	3	1	3	1	3	30	91	0	0	2	6	1	3
1	11	31	16	44	8	22	1	3	16	44	13	36	6	17	1	3	26	72	7	19	3	8	0	0	22	61	9	25	5	14	0	0
2	7	15	16	33	17	35	8	17	8	17	29	60	9	19	2	4	10	21	23	48	11	23	4	8	11	23	18	38	13	27	6	13
3	6	14	9	21	15	35	13	30	4	9	26	60	12	28	1	2	13	30	17	40	7	16	6	14	10	23	15	35	10	23	8	19
4	3	11	11	41	10	37	3	11	2	7	15	56	9	33	1	4	1	4	14	52	8	30	4	15	3	11	3	11	9	33	12	44
5	2	6	13	36	13	36	8	22	6	17	12	33	15	42	3	8	2	6	12	33	14	39	8	22	2	6	16	44	10	28	8	22
Total	50	22	75	34	63	28	35	16	58	26	103	46	52	23	10	4	82	37	74	33	44	20	23	10	78	35	61	27	49	22	35	16

* Less than 5 students tested

Source:TELPAS data file 10/5/18

Texas English Language Proficiency Assessment System (TELPAS)
2018 Assessment Report

Shearn Elementary School

No Progress Data Available

TELPAS Composite Rating

Grade	Number of Students	Beginning		Intermediate		Advanced		Advanced High		Average Composite Score
	N	N	%	N	%	N	%	N	%	
K	47	24	51	23	49	0	0	0	0	1.4
1	64	10	16	21	33	15	23	18	28	2.5
2	63	2	3	25	40	21	33	15	24	2.7
3	70	2	3	24	34	33	47	11	16	2.7
4	51	4	8	14	27	30	59	3	6	2.5
5	53	2	4	12	23	28	53	11	21	2.8
Total	348	44	13	119	34	127	36	58	17	2.5

* Less than 5 students tested

TELPAS Individual Language Domains

	Listening								Speaking								Reading								Writing							
	Beginning		Intermediate		Advanced		Advanced High		Beginning		Intermediate		Advanced		Advanced High		Beginning		Intermediate		Advanced		Advanced High		Beginning		Intermediate		Advanced		Advanced High	
Grade	N	%	N	%	N	%	N	%	N	%	N	%	N	%	N	%	N	%	N	%	N	%	N	%	N	%	N	%	N	%	N	%
K	19	40	21	45	6	13	1	2	19	40	25	53	2	4	1	2	41	87	3	6	3	6	0	0	46	98	1	2	0	0	0	0
1	7	11	22	34	15	23	20	31	10	16	22	34	15	23	17	27	23	36	10	16	15	23	16	25	24	38	10	16	21	33	9	14
2	1	2	23	37	19	30	20	32	3	5	21	33	30	48	9	14	10	16	21	33	12	19	20	32	12	19	26	41	15	24	10	16
3	2	3	14	20	25	36	29	41	2	3	19	27	38	54	11	16	14	20	25	36	14	20	17	24	15	21	22	31	23	33	10	14
4	8	15	23	44	18	35	3	6	3	6	16	31	27	52	6	12	6	12	23	44	21	40	2	4	6	12	19	37	15	29	11	22
5	7	13	19	35	16	30	12	22	1	2	13	24	32	59	8	15	7	13	12	22	20	37	15	28	6	11	16	30	16	30	15	28
Total	44	13	122	35	99	28	85	24	38	11	116	33	144	41	52	15	101	29	94	27	85	24	70	20	109	31	94	27	90	26	55	16

* Less than 5 students tested

Source:TELPAS data file 10/5/18

Texas English Language Proficiency Assessment System (TELPAS)
2018 Assessment Report

Sherman Elementary School

No Progress Data Available

TELPAS Composite Rating

Grade	Number of Students	Beginning		Intermediate		Advanced		Advanced High		Average Composite Score
	N	N	%	N	%	N	%	N	%	
K	30	25	83	5	17	0	0	0	0	1.1
1	38	13	34	19	50	5	13	1	3	1.8
2	40	0	0	29	73	11	28	0	0	2.2
3	38	1	3	15	39	21	55	1	3	2.5
4	42	2	5	14	33	20	48	6	14	2.8
5	42	0	0	7	17	21	50	14	33	3.2
Total	230	41	18	89	39	78	34	22	10	2.3

* Less than 5 students tested

TELPAS Individual Language Domains

	Listening								Speaking								Reading								Writing							
	Beginning		Intermediate		Advanced		Advanced High		Beginning		Intermediate		Advanced		Advanced High		Beginning		Intermediate		Advanced		Advanced High		Beginning		Intermediate		Advanced		Advanced High	
Grade	N	%	N	%	N	%	N	%	N	%	N	%	N	%	N	%	N	%	N	%	N	%	N	%	N	%	N	%	N	%	N	%
K	25	83	5	17	0	0	0	0	25	83	5	17	0	0	0	0	30	100	0	0	0	0	0	0	30	100	0	0	0	0	0	0
1	10	26	12	32	6	16	10	26	13	34	13	34	8	21	4	11	28	74	7	18	3	8	0	0	31	82	6	16	1	3	0	0
2	2	5	22	55	10	25	6	15	1	3	19	48	18	45	2	5	10	25	23	58	5	13	2	5	14	35	21	53	5	13	0	0
3	2	5	11	29	18	47	7	18	0	0	16	42	22	58	0	0	6	16	18	47	9	24	5	13	8	21	13	34	13	34	4	11
4	7	17	15	36	15	36	5	12	3	7	10	24	22	52	7	17	4	10	13	31	15	36	10	24	2	5	13	31	10	24	17	40
5	1	2	8	19	22	52	11	26	1	2	6	14	25	60	10	24	0	0	11	26	15	36	16	38	1	2	6	14	15	36	20	48
Total	47	20	73	32	71	31	39	17	43	19	69	30	95	41	23	10	78	34	72	31	47	20	33	14	86	37	59	26	44	19	41	18

* Less than 5 students tested

Source:TELPAS data file 10/5/18

Texas English Language Proficiency Assessment System (TELPAS)
2018 Assessment Report

Sinclair Elementary School

No Progress Data Available

TELPAS Composite Rating

Grade	Number of Students	Beginning		Intermediate		Advanced		Advanced High		Average Composite Score
	N	N	%	N	%	N	%	N	%	
K	5	2	40	1	20	2	40	0	0	1.9
1	8	0	0	4	50	0	0	4	50	3.0
2	9	0	0	6	67	1	11	2	22	2.5
3	11	0	0	5	45	4	36	2	18	2.9
4	11	2	18	3	27	4	36	2	18	2.6
5	4	*	*	*	*	*	*	*	*	*
Total	48	4	8	20	42	13	27	11	23	2.6

* Less than 5 students tested

TELPAS Individual Language Domains

	Listening								Speaking								Reading								Writing							
	Beginning		Intermediate		Advanced		Advanced High		Beginning		Intermediate		Advanced		Advanced High		Beginning		Intermediate		Advanced		Advanced High		Beginning		Intermediate		Advanced		Advanced High	
Grade	N	%	N	%	N	%	N	%	N	%	N	%	N	%	N	%	N	%	N	%	N	%	N	%	N	%	N	%	N	%	N	%
K	1	20	2	40	2	40	0	0	2	40	1	20	2	40	0	0	3	60	1	20	1	20	0	0	3	60	1	20	1	20	0	0
1	0	0	4	50	0	0	4	50	0	0	4	50	0	0	4	50	0	0	4	50	0	0	4	50	0	0	4	50	0	0	4	50
2	1	11	3	33	2	22	3	33	2	22	5	56	2	22	0	0	0	0	5	56	3	33	1	11	2	22	3	33	2	22	2	22
3	0	0	3	27	4	36	4	36	0	0	8	73	2	18	1	9	0	0	5	45	4	36	2	18	0	0	3	27	3	27	5	45
4	2	18	4	36	4	36	1	9	1	9	3	27	6	55	1	9	2	18	3	27	4	36	2	18	3	27	2	18	2	18	4	36
5	*	*	*	*	*	*	*	*	*	*	*	*	*	*	*	*	*	*	*	*	*	*	*	*	*	*	*	*	*	*	*	*
Total	5	10	17	35	14	29	12	25	5	10	22	46	14	29	7	15	5	10	20	42	14	29	9	19	8	17	14	29	8	17	18	38

* Less than 5 students tested

Source:TELPAS data file 10/5/18

Texas English Language Proficiency Assessment System (TELPAS)
2018 Assessment Report

Katherine Smith Elementary School

No Progress Data Available

TELPAS Composite Rating

Grade	Number of Students	Beginning		Intermediate		Advanced		Advanced High		Average Composite Score
	N	N	%	N	%	N	%	N	%	
K	68	50	74	17	25	1	1	0	0	1.3
1	77	43	56	23	30	8	10	3	4	1.5
2	81	6	7	42	52	27	33	6	7	2.3
3	95	6	6	43	45	42	44	4	4	2.5
4	61	1	2	39	64	15	25	6	10	2.4
5	54	4	7	21	39	22	41	7	13	2.5
Total	436	110	25	185	42	115	26	26	6	2.1

* Less than 5 students tested

TELPAS Individual Language Domains

	Listening								Speaking								Reading								Writing							
	Beginning		Intermediate		Advanced		Advanced High		Beginning		Intermediate		Advanced		Advanced High		Beginning		Intermediate		Advanced		Advanced High		Beginning		Intermediate		Advanced		Advanced High	
Grade	N	%	N	%	N	%	N	%	N	%	N	%	N	%	N	%	N	%	N	%	N	%	N	%	N	%	N	%	N	%	N	%
K	42	62	21	31	4	6	1	1	51	75	9	13	8	12	0	0	66	97	1	1	1	1	0	0	61	90	6	9	1	1	0	0
1	43	56	22	29	9	12	3	4	47	61	17	22	9	12	4	5	56	73	14	18	6	8	1	1	51	66	20	26	4	5	2	3
2	6	7	39	48	30	37	7	9	7	9	29	35	39	48	7	9	34	41	27	33	19	23	2	2	24	30	29	36	20	25	8	10
3	5	5	34	35	34	35	24	25	7	7	40	41	40	41	10	10	27	28	43	44	20	21	7	7	22	23	29	31	33	35	10	11
4	12	20	31	51	14	23	4	7	2	3	21	34	32	52	6	10	13	21	26	43	16	26	6	10	3	5	38	62	13	21	7	11
5	12	22	18	33	19	35	5	9	7	13	15	28	28	52	4	7	2	4	27	50	16	30	9	17	9	16	19	35	14	25	13	24
Total	120	27	165	38	110	25	44	10	121	28	131	30	156	36	31	7	198	45	138	31	78	18	25	6	170	39	141	32	85	19	40	9

* Less than 5 students tested

Source:TELPAS data file 10/5/18

Texas English Language Proficiency Assessment System (TELPAS)
2018 Assessment Report

Southmayd Elementary School

No Progress Data Available

TELPAS Composite Rating

Grade	Number of Students	Beginning		Intermediate		Advanced		Advanced High		Average Composite Score
	N	N	%	N	%	N	%	N	%	
K	36	36	100	0	0	0	0	0	0	1.0
1	53	38	72	14	26	1	2	0	0	1.3
2	60	0	0	34	57	24	40	2	3	2.4
3	51	0	0	10	20	30	59	11	22	3.0
4	64	0	0	12	19	34	53	18	28	3.0
5	49	0	0	1	2	23	47	25	51	3.3
Total	313	74	24	71	23	112	36	56	18	2.4

* Less than 5 students tested

TELPAS Individual Language Domains

	Listening								Speaking								Reading								Writing							
	Beginning		Intermediate		Advanced		Advanced High		Beginning		Intermediate		Advanced		Advanced High		Beginning		Intermediate		Advanced		Advanced High		Beginning		Intermediate		Advanced		Advanced High	
Grade	N	%	N	%	N	%	N	%	N	%	N	%	N	%	N	%	N	%	N	%	N	%	N	%	N	%	N	%	N	%	N	%
K	36	100	0	0	0	0	0	0	36	100	0	0	0	0	0	0	36	100	0	0	0	0	0	0	36	100	0	0	0	0	0	0
1	29	55	23	43	1	2	0	0	39	74	13	25	1	2	0	0	45	85	7	13	1	2	0	0	44	83	8	15	1	2	0	0
2	0	0	28	47	21	35	11	18	0	0	24	40	32	53	4	7	15	25	31	51	9	15	6	10	14	23	31	51	14	23	2	3
3	0	0	4	8	21	41	26	51	0	0	5	10	26	51	20	39	5	10	19	37	17	33	10	20	4	8	23	45	18	35	6	12
4	4	6	15	23	31	48	14	22	0	0	12	19	44	69	8	13	1	2	16	25	26	41	21	33	4	6	11	17	25	39	24	38
5	1	2	7	14	19	39	22	45	0	0	7	14	32	65	10	20	0	0	2	4	19	39	28	57	1	2	9	18	13	27	26	53
Total	70	22	77	25	93	30	73	23	75	24	61	19	135	43	42	13	102	32	75	24	72	23	65	21	103	33	82	26	71	23	58	18

* Less than 5 students tested

Source:TELPAS data file 10/5/18

Texas English Language Proficiency Assessment System (TELPAS)
2018 Assessment Report

Stevens Elementary School

No Progress Data Available

TELPAS Composite Rating

Grade	Number of Students	Beginning		Intermediate		Advanced		Advanced High		Average Composite Score
	N	N	%	N	%	N	%	N	%	
K	42	37	88	5	12	0	0	0	0	1.1
1	57	34	60	19	33	4	7	0	0	1.4
2	65	7	11	42	65	15	23	1	2	2.1
3	61	4	7	35	57	19	31	3	5	2.4
4	49	4	8	24	49	18	37	3	6	2.4
5	41	0	0	17	41	19	46	5	12	2.7
Total	315	86	27	142	45	75	24	12	4	2.0

* Less than 5 students tested

TELPAS Individual Language Domains

	Listening								Speaking								Reading								Writing							
	Beginning		Intermediate		Advanced		Advanced High		Beginning		Intermediate		Advanced		Advanced High		Beginning		Intermediate		Advanced		Advanced High		Beginning		Intermediate		Advanced		Advanced High	
Grade	N	%	N	%	N	%	N	%	N	%	N	%	N	%	N	%	N	%	N	%	N	%	N	%	N	%	N	%	N	%	N	%
K	34	81	7	17	1	2	0	0	37	88	4	10	1	2	0	0	40	95	2	5	0	0	0	0	39	93	3	7	0	0	0	0
1	31	54	21	37	4	7	1	2	34	60	19	33	4	7	0	0	37	65	16	28	4	7	0	0	44	77	9	16	4	7	0	0
2	11	17	28	43	19	29	7	11	4	6	41	63	20	31	0	0	20	31	30	46	10	15	5	8	32	49	25	38	4	6	4	6
3	4	7	20	33	21	34	16	26	13	21	27	44	18	30	3	5	19	31	25	41	7	11	10	16	13	21	27	44	17	27	5	8
4	11	22	19	38	18	36	2	4	7	14	25	50	18	36	0	0	9	18	24	48	12	24	5	10	4	8	8	16	21	43	16	33
5	3	7	11	27	25	61	2	5	5	12	20	49	16	39	0	0	2	5	19	46	14	34	6	15	2	5	9	22	11	27	19	46
Total	94	30	106	34	88	28	28	9	100	32	136	43	77	24	3	1	127	40	116	37	47	15	26	8	134	42	81	26	57	18	44	14

* Less than 5 students tested

Source:TELPAS data file 10/5/18

Texas English Language Proficiency Assessment System (TELPAS)
2018 Assessment Report

Sutton Elementary School

No Progress Data Available

TELPAS Composite Rating

Grade	Number of Students	Beginning		Intermediate		Advanced		Advanced High		Average Composite Score
	N	N	%	N	%	N	%	N	%	
K	121	68	56	42	35	9	7	2	2	1.5
1	141	54	38	51	36	25	18	11	8	1.9
2	140	12	9	71	51	45	32	12	9	2.4
3	132	9	7	24	18	64	48	35	27	2.9
4	109	3	3	40	37	46	42	20	18	2.7
5	99	1	1	18	18	46	46	34	34	3.1
Total	742	147	20	246	33	235	32	114	15	2.4

* Less than 5 students tested

TELPAS Individual Language Domains

	Listening								Speaking								Reading								Writing							
	Beginning		Intermediate		Advanced		Advanced High		Beginning		Intermediate		Advanced		Advanced High		Beginning		Intermediate		Advanced		Advanced High		Beginning		Intermediate		Advanced		Advanced High	
Grade	N	%	N	%	N	%	N	%	N	%	N	%	N	%	N	%	N	%	N	%	N	%	N	%	N	%	N	%	N	%	N	%
K	64	53	42	35	13	11	2	2	64	53	41	34	14	12	2	2	89	74	24	20	7	6	1	1	94	78	19	16	6	5	2	2
1	45	32	55	39	28	20	13	9	55	39	49	35	27	19	10	7	71	50	38	27	18	13	14	10	73	52	42	30	17	12	9	6
2	24	17	51	36	47	33	20	14	6	4	55	39	63	44	18	13	41	30	56	41	27	20	13	9	34	25	56	41	27	20	19	14
3	13	10	27	20	48	36	47	35	4	3	29	21	56	41	46	34	23	17	40	30	40	30	30	23	16	12	31	24	53	41	30	23
4	17	15	49	45	31	28	13	12	3	3	24	22	59	54	24	22	13	12	46	42	35	32	15	14	9	8	30	28	37	34	32	30
5	9	9	21	21	45	45	26	26	3	3	16	16	53	52	29	29	6	6	18	18	35	35	41	41	3	3	15	15	40	41	40	41
Total	172	23	245	33	212	28	121	16	135	18	214	29	272	36	129	17	243	33	222	30	162	22	114	15	229	31	193	26	180	25	132	18

* Less than 5 students tested

Source:TELPAS data file 10/5/18

Texas English Language Proficiency Assessment System (TELPAS)
2018 Assessment Report

Thompson Elementary School

No Progress Data Available

TELPAS Composite Rating

Grade	Number of Students	Beginning		Intermediate		Advanced		Advanced High		Average Composite Score
	N	N	%	N	%	N	%	N	%	
K	3	*	*	*	*	*	*	*	*	*
1	2	*	*	*	*	*	*	*	*	*
2	2	*	*	*	*	*	*	*	*	*
3	5	0	0	1	20	3	60	1	20	3.2
4	3	*	*	*	*	*	*	*	*	*
5	1	*	*	*	*	*	*	*	*	*
Total	16	5	31	3	19	6	38	2	13	2.3

* Less than 5 students tested

TELPAS Individual Language Domains

	Listening								Speaking								Reading								Writing							
	Beginning		Intermediate		Advanced		Advanced High		Beginning		Intermediate		Advanced		Advanced High		Beginning		Intermediate		Advanced		Advanced High		Beginning		Intermediate		Advanced		Advanced High	
Grade	N	%	N	%	N	%	N	%	N	%	N	%	N	%	N	%	N	%	N	%	N	%	N	%	N	%	N	%	N	%	N	%
K	*	*	*	*	*	*	*	*	*	*	*	*	*	*	*	*	*	*	*	*	*	*	*	*	*	*	*	*	*	*	*	*
1	*	*	*	*	*	*	*	*	*	*	*	*	*	*	*	*	*	*	*	*	*	*	*	*	*	*	*	*	*	*	*	*
2	*	*	*	*	*	*	*	*	*	*	*	*	*	*	*	*	*	*	*	*	*	*	*	*	*	*	*	*	*	*	*	*
3	0	0	0	0	2	40	3	60	0	0	2	40	1	20	2	40	0	0	2	40	0	0	3	60	0	0	3	60	0	0	2	40
4	*	*	*	*	*	*	*	*	*	*	*	*	*	*	*	*	*	*	*	*	*	*	*	*	*	*	*	*	*	*	*	*
5	*	*	*	*	*	*	*	*	*	*	*	*	*	*	*	*	*	*	*	*	*	*	*	*	*	*	*	*	*	*	*	*
Total	5	31	4	25	3	19	4	25	5	31	3	19	6	38	2	13	5	31	4	25	4	25	3	19	5	31	5	31	2	13	4	25

* Less than 5 students tested

Source:TELPAS data file 10/5/18

Texas English Language Proficiency Assessment System (TELPAS)
2018 Assessment Report

Tijerina Elementary School

No Progress Data Available

TELPAS Composite Rating

Grade	Number of Students	Beginning		Intermediate		Advanced		Advanced High		Average Composite Score
	N	N	%	N	%	N	%	N	%	
K	35	20	57	13	37	1	3	1	3	1.4
1	28	5	18	18	64	5	18	0	0	1.7
2	32	3	9	14	44	15	47	0	0	2.4
3	20	0	0	4	20	11	55	5	25	3.0
4	42	3	7	16	38	16	38	7	17	2.6
5	26	2	8	6	23	14	54	4	15	2.7
Total	183	33	18	71	39	62	34	17	9	2.2

* Less than 5 students tested

TELPAS Individual Language Domains

	Listening								Speaking								Reading								Writing							
	Beginning		Intermediate		Advanced		Advanced High		Beginning		Intermediate		Advanced		Advanced High		Beginning		Intermediate		Advanced		Advanced High		Beginning		Intermediate		Advanced		Advanced High	
Grade	N	%	N	%	N	%	N	%	N	%	N	%	N	%	N	%	N	%	N	%	N	%	N	%	N	%	N	%	N	%	N	%
K	18	51	13	37	2	6	2	6	20	57	10	29	3	9	2	6	31	89	2	6	2	6	0	0	33	94	1	3	1	3	0	0
1	3	11	23	82	2	7	0	0	5	18	18	64	5	18	0	0	20	71	6	21	2	7	0	0	21	75	2	7	5	18	0	0
2	2	6	10	31	11	34	9	28	5	16	14	44	12	38	1	3	6	19	13	42	10	32	2	6	6	19	15	48	9	29	1	3
3	0	0	5	25	4	20	11	55	0	0	5	25	11	55	4	20	2	10	10	50	4	20	4	20	1	5	5	25	5	25	9	45
4	4	10	16	38	15	36	7	17	2	5	20	48	17	40	3	7	7	17	15	36	9	21	11	26	6	14	15	36	14	33	7	17
5	3	12	4	15	14	54	5	19	2	8	10	38	8	31	6	23	2	8	5	19	12	46	7	27	4	15	13	50	6	23	3	12
Total	30	16	71	39	48	26	34	19	34	19	77	42	56	31	16	9	68	37	51	28	39	21	24	13	71	39	51	28	40	22	20	11

* Less than 5 students tested

Source:TELPAS data file 10/5/18

Texas English Language Proficiency Assessment System (TELPAS)
2018 Assessment Report

Tinsley Elementary School

No Progress Data Available

TELPAS Composite Rating

Grade	Number of Students	Beginning		Intermediate		Advanced		Advanced High		Average Composite Score
	N	N	%	N	%	N	%	N	%	
1	99	47	47	48	48	3	3	1	1	1.5
2	115	5	4	61	53	40	35	9	8	2.4
3	112	5	4	57	51	36	32	14	13	2.5
4	93	3	3	45	48	38	41	7	8	2.5
5	88	1	1	28	32	39	44	20	23	2.8
Total	507	61	12	239	47	156	31	51	10	2.3

* Less than 5 students tested

TELPAS Individual Language Domains

	Listening								Speaking								Reading								Writing							
	Beginning		Intermediate		Advanced		Advanced High		Beginning		Intermediate		Advanced		Advanced High		Beginning		Intermediate		Advanced		Advanced High		Beginning		Intermediate		Advanced		Advanced High	
Grade	N	%	N	%	N	%	N	%	N	%	N	%	N	%	N	%	N	%	N	%	N	%	N	%	N	%	N	%	N	%	N	%
1	37	37	54	55	5	5	3	3	46	46	48	48	2	2	3	3	66	67	30	30	2	2	1	1	80	81	16	16	2	2	1	1
2	8	7	53	45	36	31	20	17	2	2	47	40	61	52	7	6	36	31	41	35	32	27	8	7	36	31	39	34	34	30	6	5
3	6	5	38	34	39	35	29	26	5	4	51	46	42	38	14	13	21	19	53	47	22	20	16	14	38	34	34	30	22	20	18	16
4	16	17	47	50	21	22	10	11	3	3	27	29	56	60	8	9	13	14	49	52	24	25	9	9	14	15	40	43	28	30	11	12
5	9	10	26	30	39	44	14	16	2	2	18	20	55	63	13	15	5	6	36	41	24	27	23	26	6	7	24	27	37	42	21	24
Total	76	15	218	43	140	27	76	15	58	11	191	37	216	42	45	9	141	28	209	41	104	20	57	11	174	34	153	30	123	24	57	11

* Less than 5 students tested

Source:TELPAS data file 10/5/18

Texas English Language Proficiency Assessment System (TELPAS)
2018 Assessment Report

Travis Elementary School

No Progress Data Available

TELPAS Composite Rating

Grade	Number of Students	Beginning		Intermediate		Advanced		Advanced High		Average Composite Score
	N	N	%	N	%	N	%	N	%	
K	3	*	*	*	*	*	*	*	*	*
1	10	0	0	1	10	1	10	8	80	3.7
2	4	*	*	*	*	*	*	*	*	*
3	2	*	*	*	*	*	*	*	*	*
4	7	0	0	2	29	4	57	1	14	2.8
5	3	*	*	*	*	*	*	*	*	*
Total	29	0	0	5	17	14	48	10	34	3.1

* Less than 5 students tested

TELPAS Individual Language Domains

	Listening								Speaking								Reading								Writing							
	Beginning		Intermediate		Advanced		Advanced High		Beginning		Intermediate		Advanced		Advanced High		Beginning		Intermediate		Advanced		Advanced High		Beginning		Intermediate		Advanced		Advanced High	
Grade	N	%	N	%	N	%	N	%	N	%	N	%	N	%	N	%	N	%	N	%	N	%	N	%	N	%	N	%	N	%	N	%
K	*	*	*	*	*	*	*	*	*	*	*	*	*	*	*	*	*	*	*	*	*	*	*	*	*	*	*	*	*	*	*	*
1	0	0	1	10	0	0	9	90	0	0	1	10	1	10	8	80	0	0	1	10	0	0	9	90	0	0	2	20	3	30	5	50
2	*	*	*	*	*	*	*	*	*	*	*	*	*	*	*	*	*	*	*	*	*	*	*	*	*	*	*	*	*	*	*	*
3	*	*	*	*	*	*	*	*	*	*	*	*	*	*	*	*	*	*	*	*	*	*	*	*	*	*	*	*	*	*	*	*
4	0	0	4	50	4	50	0	0	0	0	3	38	5	63	0	0	1	14	2	29	3	43	1	14	0	0	1	14	4	57	2	29
5	*	*	*	*	*	*	*	*	*	*	*	*	*	*	*	*	*	*	*	*	*	*	*	*	*	*	*	*	*	*	*	*
Total	0	0	6	20	10	33	14	47	1	3	5	17	15	50	9	30	2	7	9	31	8	28	10	34	1	3	7	24	13	45	8	28

* Less than 5 students tested

Source:TELPAS data file 10/5/18

Texas English Language Proficiency Assessment System (TELPAS)
2018 Assessment Report

Twain Elementary School

No Progress Data Available

TELPAS Composite Rating

Grade	Number of Students	Beginning		Intermediate		Advanced		Advanced High		Average Composite Score
	N	N	%	N	%	N	%	N	%	
K	33	27	82	6	18	0	0	0	0	1.2
1	49	4	8	30	61	11	22	4	8	2.3
2	18	1	6	6	33	9	50	2	11	2.6
3	22	1	5	7	32	7	32	7	32	2.8
4	21	0	0	5	24	11	52	5	24	2.9
5	14	4	29	2	14	6	43	2	14	2.5
Total	157	37	24	56	36	44	28	20	13	2.3

* Less than 5 students tested

TELPAS Individual Language Domains

	Listening								Speaking								Reading								Writing							
	Beginning		Intermediate		Advanced		Advanced High		Beginning		Intermediate		Advanced		Advanced High		Beginning		Intermediate		Advanced		Advanced High		Beginning		Intermediate		Advanced		Advanced High	
Grade	N	%	N	%	N	%	N	%	N	%	N	%	N	%	N	%	N	%	N	%	N	%	N	%	N	%	N	%	N	%	N	%
K	27	82	6	18	0	0	0	0	27	82	6	18	0	0	0	0	28	85	5	15	0	0	0	0	29	88	4	12	0	0	0	0
1	6	12	27	55	11	22	5	10	4	8	29	59	12	24	4	8	7	14	26	53	12	24	4	8	11	22	27	55	9	18	2	4
2	2	11	6	32	3	16	8	42	1	5	13	68	5	26	0	0	4	21	7	37	3	16	5	26	3	17	5	28	8	44	2	11
3	0	0	4	17	5	22	14	61	5	22	9	39	9	39	0	0	2	9	4	17	7	30	10	43	4	18	6	27	9	41	3	14
4	4	18	9	41	6	27	3	14	0	0	6	27	15	68	1	5	1	5	5	23	7	32	9	41	0	0	3	14	10	48	8	38
5	4	29	2	14	6	43	2	14	2	14	5	36	6	43	1	7	3	21	2	14	5	36	4	29	5	36	3	21	2	14	4	29
Total	43	27	54	34	31	19	32	20	39	24	68	43	47	29	6	4	45	28	49	31	34	21	32	20	52	33	48	31	38	24	19	12

* Less than 5 students tested

Source:TELPAS data file 10/5/18

Texas English Language Proficiency Assessment System (TELPAS)
2018 Assessment Report

Valley West Elementary School

No Progress Data Available

TELPAS Composite Rating

Grade	Number of Students	Beginning		Intermediate		Advanced		Advanced High		Average Composite Score
	N	N	%	N	%	N	%	N	%	
K	43	36	84	3	7	4	9	0	0	1.2
1	56	22	39	20	36	11	20	3	5	1.8
2	52	2	4	33	63	15	29	2	4	2.2
3	59	2	3	23	39	28	47	6	10	2.6
4	57	2	4	27	47	18	32	10	18	2.6
5	42	1	2	8	19	25	60	8	19	2.8
Total	309	65	21	114	37	101	33	29	9	2.2

* Less than 5 students tested

TELPAS Individual Language Domains

	Listening								Speaking								Reading								Writing							
	Beginning		Intermediate		Advanced		Advanced High		Beginning		Intermediate		Advanced		Advanced High		Beginning		Intermediate		Advanced		Advanced High		Beginning		Intermediate		Advanced		Advanced High	
Grade	N	%	N	%	N	%	N	%	N	%	N	%	N	%	N	%	N	%	N	%	N	%	N	%	N	%	N	%	N	%	N	%
K	36	84	1	2	6	14	0	0	36	84	3	7	4	9	0	0	37	86	4	9	2	5	0	0	37	86	4	9	2	5	0	0
1	15	27	22	39	16	29	3	5	22	39	19	34	12	21	3	5	35	63	10	18	8	14	3	5	35	63	16	29	2	4	3	5
2	3	6	28	54	14	27	7	13	4	8	32	62	13	25	3	6	14	27	25	48	10	19	3	6	16	31	24	46	10	19	2	4
3	2	3	19	31	26	43	14	23	7	11	26	43	25	41	3	5	14	23	30	49	10	16	7	11	9	15	15	25	22	37	13	22
4	12	21	20	35	18	32	7	12	4	7	20	35	25	44	8	14	12	21	19	33	15	26	11	19	7	12	15	26	14	25	21	37
5	5	12	13	31	19	45	5	12	4	10	9	21	22	52	7	17	2	5	19	45	15	36	6	14	2	5	5	12	14	33	21	50
Total	73	23	103	33	99	32	36	12	77	25	109	35	101	32	24	8	114	37	107	34	60	19	30	10	106	34	79	26	64	21	60	19

* Less than 5 students tested

Source:TELPAS data file 10/5/18

Texas English Language Proficiency Assessment System (TELPAS)
2018 Assessment Report

Wainwright Elementary School

No Progress Data Available

TELPAS Composite Rating

Grade	Number of Students	Beginning		Intermediate		Advanced		Advanced High		Average Composite Score
	N	N	%	N	%	N	%	N	%	
K	32	22	69	9	28	1	3	0	0	1.2
1	45	6	13	16	36	19	42	4	9	2.4
2	45	4	9	25	56	12	27	4	9	2.3
3	55	4	7	33	60	17	31	1	2	2.2
4	34	1	3	20	59	13	38	0	0	2.3
5	26	1	4	8	31	15	58	2	8	2.6
Total	237	38	16	111	47	77	32	11	5	2.2

* Less than 5 students tested

TELPAS Individual Language Domains

	Listening								Speaking								Reading								Writing							
	Beginning		Intermediate		Advanced		Advanced High		Beginning		Intermediate		Advanced		Advanced High		Beginning		Intermediate		Advanced		Advanced High		Beginning		Intermediate		Advanced		Advanced High	
Grade	N	%	N	%	N	%	N	%	N	%	N	%	N	%	N	%	N	%	N	%	N	%	N	%	N	%	N	%	N	%	N	%
K	18	56	13	41	1	3	0	0	25	78	7	22	0	0	0	0	30	94	1	3	1	3	0	0	29	91	2	6	1	3	0	0
1	3	7	14	31	23	51	5	11	5	11	17	38	19	42	4	9	11	24	13	29	18	40	3	7	10	22	14	31	18	40	3	7
2	6	13	22	49	9	20	8	18	1	2	24	53	19	42	1	2	16	36	21	47	7	16	1	2	13	29	13	29	11	24	8	18
3	6	11	16	29	29	52	5	9	6	11	29	52	16	29	5	9	19	34	29	52	7	13	1	2	17	31	22	40	13	24	3	5
4	11	32	16	47	5	15	2	6	2	6	15	44	17	50	0	0	7	21	20	59	6	18	1	3	4	12	11	32	9	26	10	29
5	2	8	14	54	10	38	0	0	1	4	8	31	14	54	3	12	2	8	12	46	9	35	3	12	1	4	7	27	13	50	5	19
Total	46	19	95	40	77	32	20	8	40	17	100	42	85	36	13	5	85	36	96	40	48	20	9	4	74	31	69	29	65	27	29	12

* Less than 5 students tested

Source:TELPAS data file 10/5/18

Texas English Language Proficiency Assessment System (TELPAS)
2018 Assessment Report

Walnut Bend Elementary School

No Progress Data Available

TELPAS Composite Rating

Grade	Number of Students	Beginning		Intermediate		Advanced		Advanced High		Average Composite Score
	N	N	%	N	%	N	%	N	%	
K	34	29	85	2	6	1	3	2	6	1.3
1	48	22	46	14	29	10	21	2	4	1.8
2	50	2	4	21	42	16	32	11	22	2.7
3	51	0	0	11	22	23	45	17	33	3.1
4	50	3	6	16	32	22	44	9	18	2.6
5	46	1	2	6	13	26	57	13	28	2.9
Total	279	57	20	70	25	98	35	54	19	2.5

* Less than 5 students tested

TELPAS Individual Language Domains

	Listening								Speaking								Reading								Writing							
	Beginning		Intermediate		Advanced		Advanced High		Beginning		Intermediate		Advanced		Advanced High		Beginning		Intermediate		Advanced		Advanced High		Beginning		Intermediate		Advanced		Advanced High	
Grade	N	%	N	%	N	%	N	%	N	%	N	%	N	%	N	%	N	%	N	%	N	%	N	%	N	%	N	%	N	%	N	%
K	28	82	3	9	1	3	2	6	29	85	2	6	2	6	1	3	30	88	1	3	3	9	0	0	29	85	2	6	2	6	1	3
1	20	42	15	31	12	25	1	2	23	48	13	27	11	23	1	2	22	46	15	31	9	19	2	4	24	50	15	31	7	15	2	4
2	2	4	16	32	16	32	16	32	1	2	15	30	28	56	6	12	12	24	18	36	10	20	10	20	11	22	14	29	15	31	9	18
3	0	0	10	19	19	37	23	44	0	0	13	25	26	50	13	25	6	11	12	23	18	34	17	32	2	4	13	25	22	43	14	27
4	9	18	11	22	19	38	11	22	3	6	14	28	25	50	8	16	10	20	14	28	17	34	9	18	7	14	18	36	17	34	8	16
5	2	4	16	34	21	45	8	17	1	2	8	17	34	72	4	9	2	4	10	21	21	45	14	30	3	7	11	24	16	35	16	35
Total	61	22	71	25	88	31	61	22	57	20	65	23	126	45	33	12	82	29	70	25	78	28	52	18	76	27	73	26	79	28	50	18

* Less than 5 students tested

Source:TELPAS data file 10/5/18

Texas English Language Proficiency Assessment System (TELPAS)
2018 Assessment Report

Wesley Elementary School

No Progress Data Available

TELPAS Composite Rating

Grade	Number of Students	Beginning		Intermediate		Advanced		Advanced High		Average Composite Score
	N	N	%	N	%	N	%	N	%	
K	2	*	*	*	*	*	*	*	*	*
1	4	*	*	*	*	*	*	*	*	*
2	1	*	*	*	*	*	*	*	*	*
3	4	*	*	*	*	*	*	*	*	*
4	7	1	14	6	86	0	0	0	0	1.9
5	5	0	0	2	40	3	60	0	0	2.7
Total	23	3	13	10	43	7	30	3	13	2.4

* Less than 5 students tested

TELPAS Individual Language Domains

	Listening								Speaking								Reading								Writing							
	Beginning		Intermediate		Advanced		Advanced High		Beginning		Intermediate		Advanced		Advanced High		Beginning		Intermediate		Advanced		Advanced High		Beginning		Intermediate		Advanced		Advanced High	
Grade	N	%	N	%	N	%	N	%	N	%	N	%	N	%	N	%	N	%	N	%	N	%	N	%	N	%	N	%	N	%	N	%
K	*	*	*	*	*	*	*	*	*	*	*	*	*	*	*	*	*	*	*	*	*	*	*	*	*	*	*	*	*	*	*	*
1	*	*	*	*	*	*	*	*	*	*	*	*	*	*	*	*	*	*	*	*	*	*	*	*	*	*	*	*	*	*	*	*
2	*	*	*	*	*	*	*	*	*	*	*	*	*	*	*	*	*	*	*	*	*	*	*	*	*	*	*	*	*	*	*	*
3	*	*	*	*	*	*	*	*	*	*	*	*	*	*	*	*	*	*	*	*	*	*	*	*	*	*	*	*	*	*	*	*
4	3	43	4	57	0	0	0	0	3	43	2	29	2	29	0	0	1	14	6	86	0	0	0	0	1	14	5	71	1	14	0	0
5	0	0	3	60	2	40	0	0	1	20	0	0	4	80	0	0	0	0	2	40	1	20	2	40	0	0	2	40	3	60	0	0
Total	4	17	8	35	6	26	5	22	8	35	4	17	8	35	3	13	4	17	10	43	3	13	6	26	3	13	12	52	4	17	4	17

* Less than 5 students tested

Source:TELPAS data file 10/5/18

Texas English Language Proficiency Assessment System (TELPAS)
2018 Assessment Report

West University Elementary School

No Progress Data Available

TELPAS Composite Rating

Grade	Number of Students	Beginning		Intermediate		Advanced		Advanced High		Average Composite Score
	N	N	%	N	%	N	%	N	%	
K	5	1	20	1	20	0	0	3	60	2.8
1	9	0	0	1	11	1	11	7	78	3.6
2	8	0	0	5	63	3	38	0	0	2.5
3	2	*	*	*	*	*	*	*	*	*
4	8	1	13	2	25	2	25	3	38	2.9
Total	32	2	6	9	28	7	22	14	44	3.0

* Less than 5 students tested

TELPAS Individual Language Domains

Grade	Listening								Speaking								Reading								Writing							
	Beginning		Intermediate		Advanced		Advanced High		Beginning		Intermediate		Advanced		Advanced High		Beginning		Intermediate		Advanced		Advanced High		Beginning		Intermediate		Advanced		Advanced High	
	N	%	N	%	N	%	N	%	N	%	N	%	N	%	N	%	N	%	N	%	N	%	N	%	N	%	N	%	N	%	N	%
K	1	20	1	20	0	0	3	60	2	40	0	0	1	20	2	40	2	40	0	0	0	0	3	60	1	20	1	20	1	20	2	40
1	0	0	1	11	1	11	7	78	0	0	1	11	2	22	6	67	0	0	1	11	1	11	7	78	0	0	1	11	2	22	6	67
2	0	0	0	0	3	38	5	63	0	0	6	75	2	25	0	0	3	38	2	25	2	25	1	13	1	13	6	75	1	13	0	0
3	*	*	*	*	*	*	*	*	*	*	*	*	*	*	*	*	*	*	*	*	*	*	*	*	*	*	*	*	*	*	*	*
4	1	13	0	0	5	63	2	25	1	13	0	0	5	63	2	25	1	13	1	13	4	50	2	25	3	38	0	0	2	25	3	38
Total	2	6	2	6	10	31	18	56	3	9	8	25	10	31	11	34	6	19	4	13	8	25	14	44	5	16	8	25	7	22	12	38

* Less than 5 students tested

Source:TELPAS data file 10/5/18

Texas English Language Proficiency Assessment System (TELPAS)
2018 Assessment Report

Whidby Elementary School

No Progress Data Available

TELPAS Composite Rating

Grade	Number of Students	Beginning		Intermediate		Advanced		Advanced High		Average Composite Score
	N	N	%	N	%	N	%	N	%	
K	18	7	39	7	39	4	22	0	0	1.7
1	17	3	18	3	18	8	47	3	18	2.5
2	14	2	14	8	57	3	21	1	7	2.3
3	14	0	0	6	43	6	43	2	14	2.7
4	14	0	0	3	21	9	64	2	14	2.8
5	14	1	7	2	14	7	50	4	29	3.1
Total	91	13	14	29	32	37	41	12	13	2.5

* Less than 5 students tested

TELPAS Individual Language Domains

	Listening								Speaking								Reading								Writing							
	Beginning		Intermediate		Advanced		Advanced High		Beginning		Intermediate		Advanced		Advanced High		Beginning		Intermediate		Advanced		Advanced High		Beginning		Intermediate		Advanced		Advanced High	
Grade	N	%	N	%	N	%	N	%	N	%	N	%	N	%	N	%	N	%	N	%	N	%	N	%	N	%	N	%	N	%	N	%
K	6	33	5	28	7	39	0	0	8	44	9	50	1	6	0	0	12	67	2	11	4	22	0	0	9	50	8	44	1	6	0	0
1	1	6	4	24	7	41	5	29	3	18	5	29	5	29	4	24	5	29	7	41	2	12	3	18	4	24	6	35	4	24	3	18
2	2	14	6	43	3	21	3	21	2	14	6	43	4	29	2	14	3	21	8	57	2	14	1	7	4	29	7	50	2	14	1	7
3	0	0	4	29	3	21	7	50	0	0	6	43	6	43	2	14	1	7	5	36	4	29	4	29	5	36	4	29	5	36	0	0
4	0	0	4	29	8	57	2	14	0	0	3	21	9	64	2	14	0	0	4	29	8	57	2	14	0	0	9	64	2	14	3	21
5	3	21	1	7	5	36	5	36	3	21	4	29	6	43	1	7	0	0	2	14	5	36	7	50	1	7	1	7	1	7	11	79
Total	12	13	24	26	33	36	22	24	16	18	33	36	31	34	11	12	21	23	28	31	25	27	17	19	23	25	35	38	15	16	18	20

* Less than 5 students tested

Source:TELPAS data file 10/5/18

Texas English Language Proficiency Assessment System (TELPAS)
2018 Assessment Report

E. White Elementary School

No Progress Data Available

TELPAS Composite Rating

Grade	Number of Students	Beginning		Intermediate		Advanced		Advanced High		Average Composite Score
	N	N	%	N	%	N	%	N	%	
K	77	55	71	16	21	6	8	0	0	1.3
1	86	22	26	43	50	21	24	0	0	1.9
2	97	3	3	37	38	48	49	9	9	2.6
3	94	1	1	15	16	52	55	26	28	3.0
4	69	5	7	32	46	28	41	4	6	2.5
5	49	1	2	9	18	28	57	11	22	2.9
Total	472	87	18	152	32	183	39	50	11	2.4

* Less than 5 students tested

TELPAS Individual Language Domains

	Listening								Speaking								Reading								Writing							
	Beginning		Intermediate		Advanced		Advanced High		Beginning		Intermediate		Advanced		Advanced High		Beginning		Intermediate		Advanced		Advanced High		Beginning		Intermediate		Advanced		Advanced High	
Grade	N	%	N	%	N	%	N	%	N	%	N	%	N	%	N	%	N	%	N	%	N	%	N	%	N	%	N	%	N	%	N	%
K	52	68	14	18	9	12	2	3	53	69	14	18	9	12	1	1	64	83	11	14	1	1	1	1	70	91	7	9	0	0	0	0
1	6	7	59	69	20	23	1	1	25	29	46	53	14	16	1	1	33	38	34	40	19	22	0	0	38	44	35	41	13	15	0	0
2	4	4	32	33	39	40	22	23	3	3	38	39	50	52	6	6	17	18	40	42	29	30	10	10	14	15	40	42	32	33	10	10
3	3	3	18	19	45	48	28	30	3	3	22	23	46	49	23	24	8	9	32	34	24	26	29	31	7	8	12	13	31	33	43	46
4	12	17	36	51	19	27	3	4	4	6	14	20	43	61	9	13	8	12	34	49	22	32	5	7	12	18	28	41	19	28	9	13
5	2	4	14	29	27	55	6	12	2	4	10	20	28	57	9	18	2	4	13	27	17	35	17	35	6	12	5	10	20	41	18	37
Total	79	17	173	37	159	34	62	13	90	19	144	30	190	40	49	10	132	28	164	35	112	24	62	13	147	31	127	27	115	25	80	17

* Less than 5 students tested

Source:TELPAS data file 10/5/18

Texas English Language Proficiency Assessment System (TELPAS)
2018 Assessment Report

M. White Elementary School

No Progress Data Available

TELPAS Composite Rating

Grade	Number of Students	Beginning		Intermediate		Advanced		Advanced High		Average Composite Score
	N	N	%	N	%	N	%	N	%	
K	57	11	19	16	28	12	21	18	32	2.5
1	66	10	15	20	30	19	29	17	26	2.6
2	40	5	13	14	35	18	45	3	8	2.4
3	50	2	4	16	32	23	46	9	18	2.7
4	39	2	5	17	44	17	44	3	8	2.5
5	27	2	7	10	37	11	41	4	15	2.6
Total	279	32	11	93	33	100	36	54	19	2.5

* Less than 5 students tested

TELPAS Individual Language Domains

	Listening								Speaking								Reading								Writing							
	Beginning		Intermediate		Advanced		Advanced High		Beginning		Intermediate		Advanced		Advanced High		Beginning		Intermediate		Advanced		Advanced High		Beginning		Intermediate		Advanced		Advanced High	
Grade	N	%	N	%	N	%	N	%	N	%	N	%	N	%	N	%	N	%	N	%	N	%	N	%	N	%	N	%	N	%	N	%
K	9	16	15	26	13	23	20	35	11	19	16	28	13	23	17	30	23	40	9	16	10	18	15	26	21	37	10	18	12	21	14	25
1	9	14	13	20	24	36	20	30	12	18	18	27	18	27	18	27	11	17	23	35	16	24	16	24	22	33	18	27	16	24	10	15
2	4	10	13	33	17	43	6	15	5	13	18	45	17	43	0	0	8	20	19	48	8	20	5	13	8	20	19	48	7	18	6	15
3	2	4	10	20	27	54	11	22	2	4	13	26	27	54	8	16	11	22	15	30	10	20	14	28	13	26	18	36	13	26	6	12
4	7	18	13	33	13	33	6	15	4	10	12	31	21	54	2	5	1	3	16	41	12	31	10	26	8	21	20	53	8	21	2	5
5	7	26	7	26	7	26	6	22	1	4	11	41	12	44	3	11	4	15	9	33	8	30	6	22	5	19	3	11	15	56	4	15
Total	38	14	71	25	101	36	69	25	35	13	88	32	108	39	48	17	58	21	91	33	64	23	66	24	77	28	88	32	71	26	42	15

* Less than 5 students tested

Source:TELPAS data file 10/5/18

Texas English Language Proficiency Assessment System (TELPAS)
2018 Assessment Report

Whittier Elementary School

No Progress Data Available

TELPAS Composite Rating

Grade	Number of Students	Beginning		Intermediate		Advanced		Advanced High		Average Composite Score
	N	N	%	N	%	N	%	N	%	
K	26	18	69	6	23	2	8	0	0	1.3
1	40	7	18	13	33	17	43	3	8	2.2
2	37	1	3	16	43	16	43	4	11	2.6
3	35	1	3	9	26	17	49	8	23	2.9
4	32	1	3	8	25	19	59	4	13	2.8
5	32	1	3	8	25	15	47	8	25	2.9
Total	202	29	14	60	30	86	43	27	13	2.5

* Less than 5 students tested

TELPAS Individual Language Domains

	Listening								Speaking								Reading								Writing							
	Beginning		Intermediate		Advanced		Advanced High		Beginning		Intermediate		Advanced		Advanced High		Beginning		Intermediate		Advanced		Advanced High		Beginning		Intermediate		Advanced		Advanced High	
Grade	N	%	N	%	N	%	N	%	N	%	N	%	N	%	N	%	N	%	N	%	N	%	N	%	N	%	N	%	N	%	N	%
K	18	69	6	23	2	8	0	0	17	65	6	23	3	12	0	0	23	88	1	4	2	8	0	0	24	92	0	0	2	8	0	0
1	7	18	11	28	17	43	5	13	7	18	16	40	14	35	3	8	14	35	10	25	13	33	3	8	14	35	16	40	9	23	1	3
2	1	3	4	11	25	66	8	21	0	0	20	53	14	37	4	11	7	19	14	38	10	27	6	16	7	18	14	37	16	42	1	3
3	0	0	4	11	14	40	17	49	1	3	8	23	17	49	9	26	4	11	13	37	8	23	10	29	5	14	16	46	8	23	6	17
4	1	3	13	41	15	47	3	9	2	6	11	34	18	56	1	3	2	6	13	41	10	31	7	22	2	6	3	9	16	50	11	34
5	2	6	7	22	16	50	7	22	3	9	7	22	16	50	6	19	2	6	7	22	13	41	10	31	3	9	4	13	16	50	9	28
Total	29	14	45	22	89	44	40	20	30	15	68	33	82	40	23	11	52	26	58	29	56	28	36	18	55	27	53	26	67	33	28	14

* Less than 5 students tested

Source:TELPAS data file 10/5/18

Texas English Language Proficiency Assessment System (TELPAS)
2018 Assessment Report

Windsor Village Elementary School

No Progress Data Available

TELPAS Composite Rating

Grade	Number of Students	Beginning		Intermediate		Advanced		Advanced High		Average Composite Score
	N	N	%	N	%	N	%	N	%	
K	54	54	100	0	0	0	0	0	0	1.0
1	52	25	48	26	50	1	2	0	0	1.5
2	47	1	2	19	40	19	40	8	17	2.7
3	49	1	2	18	37	20	41	10	20	2.7
4	39	0	0	10	26	20	51	9	23	2.8
5	45	1	2	8	18	20	44	16	36	3.2
Total	286	82	29	81	28	80	28	43	15	2.2

* Less than 5 students tested

TELPAS Individual Language Domains

	Listening								Speaking								Reading								Writing							
	Beginning		Intermediate		Advanced		Advanced High		Beginning		Intermediate		Advanced		Advanced High		Beginning		Intermediate		Advanced		Advanced High		Beginning		Intermediate		Advanced		Advanced High	
Grade	N	%	N	%	N	%	N	%	N	%	N	%	N	%	N	%	N	%	N	%	N	%	N	%	N	%	N	%	N	%	N	%
K	54	100	0	0	0	0	0	0	54	100	0	0	0	0	0	0	54	100	0	0	0	0	0	0	54	100	0	0	0	0	0	0
1	21	40	30	58	1	2	0	0	24	46	27	52	1	2	0	0	35	67	16	31	1	2	0	0	38	73	13	25	1	2	0	0
2	1	2	14	30	13	28	19	40	1	2	16	34	25	53	5	11	8	17	18	38	11	23	10	21	11	23	17	36	13	28	6	13
3	1	2	11	22	14	29	23	47	1	2	17	35	29	59	2	4	8	16	18	37	10	20	13	27	10	20	17	35	13	27	9	18
4	1	3	20	51	14	36	4	10	1	3	11	28	25	64	2	5	2	5	16	41	10	26	11	28	0	0	7	18	21	54	11	28
5	3	7	9	20	19	41	15	33	4	9	10	22	24	52	8	17	2	4	7	15	8	17	29	63	2	4	7	16	9	20	27	60
Total	81	28	84	29	61	21	61	21	85	30	81	28	104	36	17	6	109	38	75	26	40	14	63	22	115	40	61	21	57	20	53	19

* Less than 5 students tested

Source:TELPAS data file 10/5/18

Texas English Language Proficiency Assessment System (TELPAS)
2018 Assessment Report

Young Elementary School

No Progress Data Available

TELPAS Composite Rating

Grade	Number of Students	Beginning		Intermediate		Advanced		Advanced High		Average Composite Score
	N	N	%	N	%	N	%	N	%	
K	1	*	*	*	*	*	*	*	*	*
1	2	*	*	*	*	*	*	*	*	*
2	1	*	*	*	*	*	*	*	*	*
3	3	*	*	*	*	*	*	*	*	*
4	4	*	*	*	*	*	*	*	*	*
5	5	0	0	2	40	3	60	0	0	2.6
Total	16	0	0	9	56	7	44	0	0	2.4

* Less than 5 students tested

TELPAS Individual Language Domains

	Listening								Speaking								Reading								Writing							
	Beginning		Intermediate		Advanced		Advanced High		Beginning		Intermediate		Advanced		Advanced High		Beginning		Intermediate		Advanced		Advanced High		Beginning		Intermediate		Advanced		Advanced High	
Grade	N	%	N	%	N	%	N	%	N	%	N	%	N	%	N	%	N	%	N	%	N	%	N	%	N	%	N	%	N	%	N	%
K	*	*	*	*	*	*	*	*	*	*	*	*	*	*	*	*	*	*	*	*	*	*	*	*	*	*	*	*	*	*	*	*
1	*	*	*	*	*	*	*	*	*	*	*	*	*	*	*	*	*	*	*	*	*	*	*	*	*	*	*	*	*	*	*	*
2	*	*	*	*	*	*	*	*	*	*	*	*	*	*	*	*	*	*	*	*	*	*	*	*	*	*	*	*	*	*	*	*
3	*	*	*	*	*	*	*	*	*	*	*	*	*	*	*	*	*	*	*	*	*	*	*	*	*	*	*	*	*	*	*	*
4	*	*	*	*	*	*	*	*	*	*	*	*	*	*	*	*	*	*	*	*	*	*	*	*	*	*	*	*	*	*	*	*
5	0	0	1	20	1	20	3	60	0	0	4	80	1	20	0	0	0	0	2	40	2	40	1	20	1	20	3	60	1	20	0	0
Total	1	6	5	31	6	38	4	25	1	6	9	56	6	38	0	0	3	19	5	31	7	44	1	6	6	38	6	38	4	25	0	0

* Less than 5 students tested

Source:TELPAS data file 10/5/18

Campus Level Reports
Middle Schools
TELPAS Performance
Spring 2018

Texas English Language Proficiency Assessment System (TELPAS)
2018 Assessment Report

Attucks Middle School

No Progress Data Available

TELPAS Composite Rating

Grade	Number of Students	Beginning		Intermediate		Advanced		Advanced High		Average Composite Score
	N	N	%	N	%	N	%	N	%	
6	15	0	0	7	47	8	53	0	0	2.7
7	18	3	17	7	39	6	33	2	11	2.5
8	22	1	5	10	45	9	41	2	9	2.6
Total	55	4	7	24	44	23	42	4	7	2.6

* Less than 5 students tested

TELPAS Individual Language Domains

	Listening								Speaking								Reading								Writing							
	Beginning		Intermediate		Advanced		Advanced High		Beginning		Intermediate		Advanced		Advanced High		Beginning		Intermediate		Advanced		Advanced High		Beginning		Intermediate		Advanced		Advanced High	
Grade	N	%	N	%	N	%	N	%	N	%	N	%	N	%	N	%	N	%	N	%	N	%	N	%	N	%	N	%	N	%	N	%
6	1	6	4	25	7	44	4	25	4	25	8	50	4	25	0	0	2	12	10	59	4	24	1	6	0	0	2	13	5	31	9	56
7	4	20	7	35	6	30	3	15	3	15	12	60	5	25	0	0	7	33	5	24	5	24	4	19	3	17	3	17	8	44	4	22
8	1	5	7	32	10	45	4	18	5	23	11	50	6	27	0	0	2	9	14	64	4	18	2	9	1	5	2	9	9	41	10	45
Total	6	10	18	31	23	40	11	19	12	21	31	53	15	26	0	0	11	18	29	48	13	22	7	12	4	7	7	13	22	39	23	41

* Less than 5 students tested

Source:TELPAS data file 10/5/18

Texas English Language Proficiency Assessment System (TELPAS)
2018 Assessment Report

Baylor College of Medicine Academy at Ryan

No Progress Data Available

TELPAS Composite Rating

Grade	Number of Students	Beginning		Intermediate		Advanced		Advanced High		Average Composite Score
	N	N	%	N	%	N	%	N	%	
6	25	0	0	5	20	13	52	7	28	3.2
7	8	0	0	1	13	6	75	1	13	3.0
8	3	*	*	*	*	*	*	*	*	*
Total	36	0	0	7	19	19	53	10	28	3.1

* Less than 5 students tested

TELPAS Individual Language Domains

	Listening								Speaking								Reading								Writing							
	Beginning		Intermediate		Advanced		Advanced High		Beginning		Intermediate		Advanced		Advanced High		Beginning		Intermediate		Advanced		Advanced High		Beginning		Intermediate		Advanced		Advanced High	
Grade	N	%	N	%	N	%	N	%	N	%	N	%	N	%	N	%	N	%	N	%	N	%	N	%	N	%	N	%	N	%	N	%
6	0	0	0	0	8	32	17	68	5	20	2	8	14	56	4	16	0	0	6	24	5	20	14	56	1	4	7	28	8	32	9	36
7	0	0	1	13	4	50	3	38	0	0	4	50	4	50	0	0	0	0	3	38	1	13	4	50	0	0	2	25	5	63	1	13
8	*	*	*	*	*	*	*	*	*	*	*	*	*	*	*	*	*	*	*	*	*	*	*	*	*	*	*	*	*	*	*	*
Total	0	0	1	3	13	36	22	61	6	17	6	17	19	53	5	14	0	0	10	28	8	22	18	50	1	3	9	25	15	42	11	31

* Less than 5 students tested

Source:TELPAS data file 10/5/18

Texas English Language Proficiency Assessment System (TELPAS)
2018 Assessment Report

Black Middle School

No Progress Data Available

TELPAS Composite Rating

Grade	Number of Students	Beginning		Intermediate		Advanced		Advanced High		Average Composite Score
	N	N	%	N	%	N	%	N	%	
6	54	0	0	19	35	32	59	3	6	2.7
7	50	6	12	19	38	22	44	3	6	2.4
8	34	3	9	10	29	17	50	4	12	2.6
Total	138	9	7	48	35	71	51	10	7	2.6

* Less than 5 students tested

TELPAS Individual Language Domains

	Listening								Speaking								Reading								Writing							
	Beginning		Intermediate		Advanced		Advanced High		Beginning		Intermediate		Advanced		Advanced High		Beginning		Intermediate		Advanced		Advanced High		Beginning		Intermediate		Advanced		Advanced High	
Grade	N	%	N	%	N	%	N	%	N	%	N	%	N	%	N	%	N	%	N	%	N	%	N	%	N	%	N	%	N	%	N	%
6	2	4	22	39	24	42	9	16	7	12	21	37	26	46	3	5	7	12	28	49	17	30	5	9	2	4	5	9	28	52	19	35
7	7	13	18	33	25	46	4	7	9	17	19	35	26	48	0	0	12	22	20	37	17	31	5	9	9	18	14	28	15	30	12	24
8	4	11	10	28	14	39	8	22	4	11	16	44	14	39	2	6	2	6	25	69	9	25	0	0	8	24	4	12	7	21	15	44
Total	13	9	50	34	63	43	21	14	20	14	56	38	66	45	5	3	21	14	73	50	43	29	10	7	19	14	23	17	50	36	46	33

* Less than 5 students tested

Source:TELPAS data file 10/5/18

Texas English Language Proficiency Assessment System (TELPAS)
2018 Assessment Report

Burbank Middle School

No Progress Data Available

TELPAS Composite Rating

Grade	Number of Students	Beginning		Intermediate		Advanced		Advanced High		Average Composite Score
	N	N	%	N	%	N	%	N	%	
6	188	8	4	36	19	85	45	59	31	3.0
7	162	7	4	33	20	74	46	48	30	3.0
8	139	4	3	25	18	58	42	52	37	3.0
Total	489	19	4	94	19	217	44	159	33	3.0

* Less than 5 students tested

TELPAS Individual Language Domains

	Listening								Speaking								Reading								Writing							
	Beginning		Intermediate		Advanced		Advanced High		Beginning		Intermediate		Advanced		Advanced High		Beginning		Intermediate		Advanced		Advanced High		Beginning		Intermediate		Advanced		Advanced High	
Grade	N	%	N	%	N	%	N	%	N	%	N	%	N	%	N	%	N	%	N	%	N	%	N	%	N	%	N	%	N	%	N	%
6	11	6	37	20	70	37	71	38	12	6	65	34	95	50	17	9	18	10	46	24	70	37	55	29	14	7	14	7	45	24	115	61
7	17	10	28	17	62	38	57	35	13	8	68	41	74	45	9	5	16	10	49	30	46	28	53	32	10	6	12	7	21	13	119	73
8	3	2	29	21	51	37	56	40	6	4	36	26	83	60	14	10	11	8	53	38	43	31	32	23	11	8	11	8	22	16	97	69
Total	31	6	94	19	183	37	184	37	31	6	169	34	252	51	40	8	45	9	148	30	159	32	140	28	35	7	37	8	88	18	331	67

* Less than 5 students tested

Source:TELPAS data file 10/5/18

Texas English Language Proficiency Assessment System (TELPAS)
2018 Assessment Report

Project Chrysalis Middle School

No Progress Data Available

TELPAS Composite Rating

Grade	Number of Students	Beginning		Intermediate		Advanced		Advanced High		Average Composite Score
	N	N	%	N	%	N	%	N	%	
6	18	0	0	1	6	5	28	12	67	3.6
7	7	0	0	0	0	2	29	5	71	3.5
8	6	0	0	0	0	2	33	4	67	3.5
Total	31	0	0	1	3	9	29	21	68	3.5

* Less than 5 students tested

TELPAS Individual Language Domains

	Listening								Speaking								Reading								Writing							
	Beginning		Intermediate		Advanced		Advanced High		Beginning		Intermediate		Advanced		Advanced High		Beginning		Intermediate		Advanced		Advanced High		Beginning		Intermediate		Advanced		Advanced High	
Grade	N	%	N	%	N	%	N	%	N	%	N	%	N	%	N	%	N	%	N	%	N	%	N	%	N	%	N	%	N	%	N	%
6	0	0	1	6	3	17	14	78	1	6	3	17	12	67	2	11	0	0	0	0	6	33	12	67	0	0	0	0	1	6	17	94
7	0	0	0	0	4	57	3	43	0	0	2	29	5	71	0	0	0	0	0	0	0	0	7	100	0	0	0	0	2	29	5	71
8	0	0	0	0	0	0	6	100	0	0	2	33	4	67	0	0	0	0	0	0	1	17	5	83	0	0	0	0	3	50	3	50
Total	0	0	1	3	7	23	23	74	1	3	7	23	21	68	2	6	0	0	0	0	7	23	24	77	0	0	0	0	6	19	25	81

* Less than 5 students tested

Source:TELPAS data file 10/5/18

Texas English Language Proficiency Assessment System (TELPAS)
2018 Assessment Report

Clifton Middle School

No Progress Data Available

TELPAS Composite Rating

Grade	Number of Students	Beginning		Intermediate		Advanced		Advanced High		Average Composite Score
	N	N	%	N	%	N	%	N	%	
6	82	3	4	38	46	35	43	6	7	2.6
7	75	4	5	33	44	27	36	11	15	2.6
8	55	4	7	26	47	22	40	3	5	2.4
Total	212	11	5	97	46	84	40	20	9	2.5

* Less than 5 students tested

TELPAS Individual Language Domains

	Listening								Speaking								Reading								Writing							
	Beginning		Intermediate		Advanced		Advanced High		Beginning		Intermediate		Advanced		Advanced High		Beginning		Intermediate		Advanced		Advanced High		Beginning		Intermediate		Advanced		Advanced High	
Grade	N	%	N	%	N	%	N	%	N	%	N	%	N	%	N	%	N	%	N	%	N	%	N	%	N	%	N	%	N	%	N	%
6	8	10	29	35	34	41	12	14	14	17	39	47	28	34	2	2	13	16	40	48	23	28	7	8	3	4	19	23	30	37	30	37
7	7	9	25	33	25	33	18	24	14	19	29	39	31	41	1	1	10	13	23	31	24	32	18	24	7	9	32	43	21	28	15	20
8	9	16	9	16	22	39	16	29	7	13	32	57	15	27	2	4	8	14	27	48	19	34	2	4	12	22	24	44	18	33	1	2
Total	24	11	63	29	81	38	46	21	35	16	100	47	74	35	5	2	31	14	90	42	66	31	27	13	22	10	75	35	69	33	46	22

* Less than 5 students tested

Source:TELPAS data file 10/5/18

Texas English Language Proficiency Assessment System (TELPAS)
2018 Assessment Report

Cullen Middle School

No Progress Data Available

TELPAS Composite Rating

Grade	Number of Students	Beginning		Intermediate		Advanced		Advanced High		Average Composite Score
	N	N	%	N	%	N	%	N	%	
6	13	0	0	5	38	8	62	0	0	2.5
7	17	1	6	2	12	10	59	4	24	3.1
8	15	0	0	2	13	8	53	5	33	3.1
Total	45	1	2	9	20	26	58	9	20	2.9

* Less than 5 students tested

TELPAS Individual Language Domains

	Listening								Speaking								Reading								Writing							
	Beginning		Intermediate		Advanced		Advanced High		Beginning		Intermediate		Advanced		Advanced High		Beginning		Intermediate		Advanced		Advanced High		Beginning		Intermediate		Advanced		Advanced High	
Grade	N	%	N	%	N	%	N	%	N	%	N	%	N	%	N	%	N	%	N	%	N	%	N	%	N	%	N	%	N	%	N	%
6	0	0	6	46	6	46	1	8	1	8	7	54	5	38	0	0	4	31	6	46	1	8	2	15	0	0	4	31	7	54	2	15
7	1	6	2	11	9	50	6	33	1	6	6	33	9	50	2	11	1	6	7	41	5	29	4	24	1	5	0	0	2	11	16	84
8	1	6	3	19	5	31	7	44	1	6	4	25	10	63	1	6	2	13	6	38	5	31	3	19	0	0	2	12	2	12	13	76
Total	2	4	11	23	20	43	14	30	3	6	17	36	24	51	3	6	7	15	19	41	11	24	9	20	1	2	6	12	11	22	31	63

* Less than 5 students tested

Source:TELPAS data file 10/5/18

Texas English Language Proficiency Assessment System (TELPAS)
2018 Assessment Report

Deady Middle School

No Progress Data Available

TELPAS Composite Rating

Grade	Number of Students	Beginning		Intermediate		Advanced		Advanced High		Average Composite Score
	N	N	%	N	%	N	%	N	%	
6	104	2	2	49	47	44	42	9	9	2.7
7	94	6	6	54	57	31	33	3	3	2.4
8	74	3	4	26	35	41	55	4	5	2.7
Total	272	11	4	129	47	116	43	16	6	2.6

* Less than 5 students tested

TELPAS Individual Language Domains

	Listening								Speaking								Reading								Writing							
	Beginning		Intermediate		Advanced		Advanced High		Beginning		Intermediate		Advanced		Advanced High		Beginning		Intermediate		Advanced		Advanced High		Beginning		Intermediate		Advanced		Advanced High	
Grade	N	%	N	%	N	%	N	%	N	%	N	%	N	%	N	%	N	%	N	%	N	%	N	%	N	%	N	%	N	%	N	%
6	6	6	42	40	38	36	19	18	19	18	53	50	32	30	1	1	17	16	51	49	30	29	7	7	2	2	11	10	17	16	76	72
7	14	15	38	40	32	34	10	11	25	27	46	49	22	23	1	1	24	26	53	56	14	15	3	3	6	6	19	20	18	19	51	54
8	8	11	22	30	34	46	10	14	11	15	31	42	30	41	2	3	6	8	52	69	17	23	0	0	0	0	14	19	9	12	52	69
Total	28	10	102	37	104	38	39	14	55	20	130	48	84	31	4	1	47	17	156	57	61	22	10	4	8	3	44	16	44	16	179	65

* Less than 5 students tested

Source:TELPAS data file 10/5/18

Texas English Language Proficiency Assessment System (TELPAS)
2018 Assessment Report

Edison Middle School

No Progress Data Available

TELPAS Composite Rating

Grade	Number of Students	Beginning		Intermediate		Advanced		Advanced High		Average Composite Score
	N	N	%	N	%	N	%	N	%	
6	91	2	2	16	18	53	58	20	22	2.9
7	103	6	6	46	45	38	37	13	13	2.6
8	64	1	2	32	50	24	38	7	11	2.6
Total	258	9	3	94	36	115	45	40	16	2.7

* Less than 5 students tested

TELPAS Individual Language Domains

	Listening								Speaking								Reading								Writing							
	Beginning		Intermediate		Advanced		Advanced High		Beginning		Intermediate		Advanced		Advanced High		Beginning		Intermediate		Advanced		Advanced High		Beginning		Intermediate		Advanced		Advanced High	
Grade	N	%	N	%	N	%	N	%	N	%	N	%	N	%	N	%	N	%	N	%	N	%	N	%	N	%	N	%	N	%	N	%
6	2	2	6	7	48	53	35	38	7	8	33	36	47	52	4	4	6	7	37	41	34	37	14	15	3	3	17	19	33	36	38	42
7	6	6	29	28	38	37	30	29	18	17	43	42	40	39	2	2	15	15	37	36	35	34	16	16	11	11	44	43	33	32	15	15
8	5	8	27	42	19	30	13	20	8	13	36	56	19	30	1	2	4	6	35	53	22	33	5	8	1	2	20	31	25	38	19	29
Total	13	5	62	24	105	41	78	30	33	13	112	43	106	41	7	3	25	10	109	42	91	35	35	13	15	6	81	31	91	35	72	28

* Less than 5 students tested

Source:TELPAS data file 10/5/18

Texas English Language Proficiency Assessment System (TELPAS)
2018 Assessment Report

Energized for Excellence Academy Middle School

No Progress Data Available

TELPAS Composite Rating

Grade	Number of Students	Beginning		Intermediate		Advanced		Advanced High		Average Composite Score
	N	N	%	N	%	N	%	N	%	
6	126	1	1	13	10	71	56	41	33	3.1
7	63	0	0	17	27	30	48	16	25	2.9
8	45	0	0	1	2	30	67	14	31	3.2
Total	234	1	0	31	13	131	56	71	30	3.1

* Less than 5 students tested

TELPAS Individual Language Domains

	Listening								Speaking								Reading								Writing							
	Beginning		Intermediate		Advanced		Advanced High		Beginning		Intermediate		Advanced		Advanced High		Beginning		Intermediate		Advanced		Advanced High		Beginning		Intermediate		Advanced		Advanced High	
Grade	N	%	N	%	N	%	N	%	N	%	N	%	N	%	N	%	N	%	N	%	N	%	N	%	N	%	N	%	N	%	N	%
6	1	1	15	12	51	40	59	47	4	3	31	25	82	65	9	7	3	2	22	17	49	39	52	41	4	3	25	20	56	44	41	33
7	0	0	16	25	21	33	26	41	7	11	24	38	30	48	2	3	3	5	13	21	23	37	24	38	0	0	16	25	36	57	11	17
8	0	0	3	7	19	42	23	51	1	2	20	44	22	49	2	4	0	0	13	29	18	40	14	31	0	0	1	2	19	42	25	56
Total	1	0	34	15	91	39	108	46	12	5	75	32	134	57	13	6	6	3	48	21	90	38	90	38	4	2	42	18	111	47	77	33

* Less than 5 students tested

Source:TELPAS data file 10/5/18

Texas English Language Proficiency Assessment System (TELPAS)
2018 Assessment Report

Energized for STEM Academy Central Middle School

No Progress Data Available

TELPAS Composite Rating

Grade	Number of Students	Beginning		Intermediate		Advanced		Advanced High		Average Composite Score
	N	N	%	N	%	N	%	N	%	
6	124	5	4	85	69	31	25	3	2	2.2
7	96	3	3	49	51	40	42	4	4	2.4
8	60	2	3	32	53	23	38	3	5	2.4
Total	280	10	4	166	59	94	34	10	4	2.3

* Less than 5 students tested

TELPAS Individual Language Domains

	Listening								Speaking								Reading								Writing							
	Beginning		Intermediate		Advanced		Advanced High		Beginning		Intermediate		Advanced		Advanced High		Beginning		Intermediate		Advanced		Advanced High		Beginning		Intermediate		Advanced		Advanced High	
Grade	N	%	N	%	N	%	N	%	N	%	N	%	N	%	N	%	N	%	N	%	N	%	N	%	N	%	N	%	N	%	N	%
6	12	10	68	55	39	31	5	4	13	10	59	48	47	38	5	4	36	29	61	49	19	15	8	6	13	10	98	79	11	9	2	2
7	10	10	37	39	33	34	16	17	8	8	50	52	37	39	1	1	17	18	37	39	26	27	16	17	7	7	48	50	38	40	3	3
8	7	12	24	40	18	30	11	18	11	18	26	43	21	35	2	3	7	12	39	65	8	13	6	10	7	12	10	17	40	67	3	5
Total	29	10	129	46	90	32	32	11	32	11	135	48	105	38	8	3	60	21	137	49	53	19	30	11	27	10	156	56	89	32	8	3

* Less than 5 students tested

Source:TELPAS data file 10/5/18

Texas English Language Proficiency Assessment System (TELPAS)
2018 Assessment Report

Energized for STEM Academy West Middle School

No Progress Data Available

TELPAS Composite Rating

Grade	Number of Students	Beginning		Intermediate		Advanced		Advanced High		Average Composite Score
	N	N	%	N	%	N	%	N	%	
6	60	0	0	14	23	20	33	26	43	3.1
7	26	0	0	0	0	16	62	10	38	3.2
8	30	0	0	1	3	12	40	17	57	3.4
Total	116	0	0	15	13	48	41	53	46	3.2

* Less than 5 students tested

TELPAS Individual Language Domains

	Listening								Speaking								Reading								Writing							
	Beginning		Intermediate		Advanced		Advanced High		Beginning		Intermediate		Advanced		Advanced High		Beginning		Intermediate		Advanced		Advanced High		Beginning		Intermediate		Advanced		Advanced High	
Grade	N	%	N	%	N	%	N	%	N	%	N	%	N	%	N	%	N	%	N	%	N	%	N	%	N	%	N	%	N	%	N	%
6	6	10	7	12	18	30	29	48	5	8	11	18	34	57	10	17	2	3	12	20	13	22	33	55	0	0	15	25	29	48	16	27
7	0	0	1	3	9	31	19	66	0	0	5	17	20	69	4	14	0	0	7	27	8	31	11	42	0	0	3	10	22	76	4	14
8	0	0	0	0	6	20	24	80	1	3	2	7	23	77	4	13	0	0	4	13	12	40	14	47	0	0	2	7	19	63	9	30
Total	6	5	8	7	33	28	72	61	6	5	18	15	77	65	18	15	2	2	23	20	33	28	58	50	0	0	20	17	70	59	29	24

* Less than 5 students tested

Source:TELPAS data file 10/5/18

Texas English Language Proficiency Assessment System (TELPAS)
2018 Assessment Report

Fleming Middle School

No Progress Data Available

TELPAS Composite Rating

Grade	Number of Students	Beginning		Intermediate		Advanced		Advanced High		Average Composite Score
	N	N	%	N	%	N	%	N	%	
6	27	1	4	15	56	11	41	0	0	2.4
7	21	2	10	4	19	9	43	6	29	2.8
8	16	2	13	8	50	6	38	0	0	2.3
Total	64	5	8	27	42	26	41	6	9	2.5

* Less than 5 students tested

TELPAS Individual Language Domains

	Listening								Speaking								Reading								Writing							
	Beginning		Intermediate		Advanced		Advanced High		Beginning		Intermediate		Advanced		Advanced High		Beginning		Intermediate		Advanced		Advanced High		Beginning		Intermediate		Advanced		Advanced High	
Grade	N	%	N	%	N	%	N	%	N	%	N	%	N	%	N	%	N	%	N	%	N	%	N	%	N	%	N	%	N	%	N	%
6	2	7	15	54	7	25	4	14	6	21	11	39	10	36	1	4	7	25	20	71	1	4	0	0	1	4	9	33	9	33	8	30
7	2	10	2	10	8	38	9	43	1	5	7	33	13	62	0	0	3	14	5	24	8	38	5	24	5	24	5	24	6	29	5	24
8	2	13	3	19	8	50	3	19	2	13	8	50	6	38	0	0	4	25	9	56	3	19	0	0	4	25	7	44	4	25	1	6
Total	6	9	20	31	23	35	16	25	9	14	26	40	29	45	1	2	14	22	34	52	12	18	5	8	10	16	21	33	19	30	14	22

* Less than 5 students tested

Source:TELPAS data file 10/5/18

Texas English Language Proficiency Assessment System (TELPAS)
2018 Assessment Report

Fondren Middle School

No Progress Data Available

TELPAS Composite Rating

Grade	Number of Students	Beginning		Intermediate		Advanced		Advanced High		Average Composite Score
	N	N	%	N	%	N	%	N	%	
6	167	16	10	115	69	32	19	4	2	2.2
7	130	12	9	79	61	35	27	4	3	2.2
8	93	6	6	41	44	39	42	7	8	2.5
Total	390	34	9	235	60	106	27	15	4	2.3

* Less than 5 students tested

TELPAS Individual Language Domains

	Listening								Speaking								Reading								Writing							
	Beginning		Intermediate		Advanced		Advanced High		Beginning		Intermediate		Advanced		Advanced High		Beginning		Intermediate		Advanced		Advanced High		Beginning		Intermediate		Advanced		Advanced High	
Grade	N	%	N	%	N	%	N	%	N	%	N	%	N	%	N	%	N	%	N	%	N	%	N	%	N	%	N	%	N	%	N	%
6	19	11	60	36	59	35	29	17	28	17	82	49	56	34	1	1	35	21	67	40	46	28	19	11	96	56	52	31	16	9	6	4
7	12	9	43	32	50	38	28	21	23	17	70	53	37	28	3	2	34	26	59	45	31	24	7	5	54	40	47	35	25	18	10	7
8	8	9	20	21	38	40	28	30	20	21	46	49	27	29	1	1	14	15	49	53	22	24	8	9	8	9	30	32	38	40	18	19
Total	39	10	123	31	147	37	85	22	71	18	198	50	120	30	5	1	83	21	175	45	99	25	34	9	158	40	129	32	79	20	34	9

* Less than 5 students tested

Source:TELPAS data file 10/5/18

Texas English Language Proficiency Assessment System (TELPAS)
2018 Assessment Report

Fonville Middle School

No Progress Data Available

TELPAS Composite Rating

Grade	Number of Students	Beginning		Intermediate		Advanced		Advanced High		Average Composite Score
	N	N	%	N	%	N	%	N	%	
6	125	3	2	38	30	59	47	25	20	2.8
7	157	2	1	33	21	98	62	24	15	2.8
8	94	4	4	39	41	38	40	13	14	2.7
Total	376	9	2	110	29	195	52	62	16	2.8

* Less than 5 students tested

TELPAS Individual Language Domains

	Listening								Speaking								Reading								Writing							
	Beginning		Intermediate		Advanced		Advanced High		Beginning		Intermediate		Advanced		Advanced High		Beginning		Intermediate		Advanced		Advanced High		Beginning		Intermediate		Advanced		Advanced High	
Grade	N	%	N	%	N	%	N	%	N	%	N	%	N	%	N	%	N	%	N	%	N	%	N	%	N	%	N	%	N	%	N	%
6	6	5	40	32	47	37	33	26	5	4	58	46	58	46	5	4	9	7	47	37	35	28	35	28	9	7	36	29	48	38	32	26
7	5	3	34	22	72	46	47	30	11	7	59	37	82	52	6	4	12	8	49	31	51	32	46	29	3	2	40	25	98	62	16	10
8	14	14	26	27	27	28	30	31	15	15	45	46	37	38	0	0	14	14	43	44	29	30	11	11	5	5	22	23	28	30	39	41
Total	25	7	100	26	146	38	110	29	31	8	162	43	177	46	11	3	35	9	139	36	115	30	92	24	17	5	98	26	174	46	87	23

* Less than 5 students tested

Source:TELPAS data file 10/5/18

Texas English Language Proficiency Assessment System (TELPAS)
2018 Assessment Report

Forest Brooks Middle School

No Progress Data Available

TELPAS Composite Rating

Grade	Number of Students	Beginning		Intermediate		Advanced		Advanced High		Average Composite Score
	N	N	%	N	%	N	%	N	%	
6	46	3	7	25	54	17	37	1	2	2.3
7	52	5	10	32	62	15	29	0	0	2.1
8	38	1	3	19	50	18	47	0	0	2.4
Total	136	9	7	76	56	50	37	1	1	2.3

* Less than 5 students tested

TELPAS Individual Language Domains

	Listening								Speaking								Reading								Writing							
	Beginning		Intermediate		Advanced		Advanced High		Beginning		Intermediate		Advanced		Advanced High		Beginning		Intermediate		Advanced		Advanced High		Beginning		Intermediate		Advanced		Advanced High	
Grade	N	%	N	%	N	%	N	%	N	%	N	%	N	%	N	%	N	%	N	%	N	%	N	%	N	%	N	%	N	%	N	%
6	2	4	25	54	16	35	3	7	11	24	25	54	10	22	0	0	10	22	22	48	11	24	3	7	7	15	12	26	16	35	11	24
7	9	17	29	56	12	23	2	4	17	33	29	56	6	12	0	0	14	26	29	55	10	19	0	0	8	15	15	28	19	36	11	21
8	1	3	18	47	17	45	2	5	7	18	17	45	14	37	0	0	4	10	27	66	9	22	1	2	4	10	11	27	26	63	0	0
Total	12	9	72	53	45	33	7	5	35	26	71	52	30	22	0	0	28	20	78	56	30	21	4	3	19	14	38	27	61	44	22	16

* Less than 5 students tested

Source:TELPAS data file 10/5/18

Texas English Language Proficiency Assessment System (TELPAS)
2018 Assessment Report

Hamilton Middle School

No Progress Data Available

TELPAS Composite Rating

Grade	Number of Students	Beginning		Intermediate		Advanced		Advanced High		Average Composite Score
	N	N	%	N	%	N	%	N	%	
6	100	0	0	15	15	41	41	44	44	3.2
7	56	0	0	11	20	32	57	13	23	3.1
8	39	1	3	9	23	19	49	10	26	3.0
Total	195	1	1	35	18	92	47	67	34	3.1

* Less than 5 students tested

TELPAS Individual Language Domains

	Listening								Speaking								Reading								Writing							
	Beginning		Intermediate		Advanced		Advanced High		Beginning		Intermediate		Advanced		Advanced High		Beginning		Intermediate		Advanced		Advanced High		Beginning		Intermediate		Advanced		Advanced High	
Grade	N	%	N	%	N	%	N	%	N	%	N	%	N	%	N	%	N	%	N	%	N	%	N	%	N	%	N	%	N	%	N	%
6	2	2	17	17	43	43	38	38	3	3	25	25	61	61	11	11	3	3	20	20	38	38	39	39	1	1	6	6	31	31	62	62
7	0	0	10	18	25	45	21	38	4	7	22	39	30	54	0	0	0	0	15	27	25	45	16	29	1	2	6	11	16	29	33	59
8	1	3	8	20	12	30	19	48	6	15	13	33	21	53	0	0	0	0	16	40	16	40	8	20	2	5	3	8	5	13	29	74
Total	3	2	35	18	80	41	78	40	13	7	60	31	112	57	11	6	3	2	51	26	79	40	63	32	4	2	15	8	52	27	124	64

* Less than 5 students tested

Source:TELPAS data file 10/5/18

Texas English Language Proficiency Assessment System (TELPAS)
2018 Assessment Report

Hartman Middle School

No Progress Data Available

TELPAS Composite Rating

Grade	Number of Students	Beginning		Intermediate		Advanced		Advanced High		Average Composite Score
	N	N	%	N	%	N	%	N	%	
6	143	3	2	69	48	55	38	16	11	2.6
7	134	6	4	54	40	69	51	5	4	2.6
8	92	0	0	30	33	51	55	11	12	2.8
Total	369	9	2	153	41	175	47	32	9	2.6

* Less than 5 students tested

TELPAS Individual Language Domains

	Listening								Speaking								Reading								Writing							
	Beginning		Intermediate		Advanced		Advanced High		Beginning		Intermediate		Advanced		Advanced High		Beginning		Intermediate		Advanced		Advanced High		Beginning		Intermediate		Advanced		Advanced High	
Grade	N	%	N	%	N	%	N	%	N	%	N	%	N	%	N	%	N	%	N	%	N	%	N	%	N	%	N	%	N	%	N	%
6	6	4	55	37	55	37	31	21	23	16	77	52	42	29	5	3	23	16	65	44	35	24	24	16	11	7	48	33	58	39	30	20
7	8	6	35	26	66	48	28	20	31	23	57	42	46	34	3	2	18	13	52	38	43	32	23	17	14	10	50	36	46	33	28	20
8	2	2	20	21	46	49	26	28	17	18	36	38	40	43	1	1	2	2	58	62	31	33	3	3	2	2	14	15	33	36	43	47
Total	16	4	110	29	167	44	85	22	71	19	170	45	128	34	9	2	43	11	175	46	109	29	50	13	27	7	112	30	137	36	101	27

* Less than 5 students tested

Source:TELPAS data file 10/5/18

Texas English Language Proficiency Assessment System (TELPAS)
2018 Assessment Report

Henry Middle School

No Progress Data Available

TELPAS Composite Rating

Grade	Number of Students	Beginning		Intermediate		Advanced		Advanced High		Average Composite Score
	N	N	%	N	%	N	%	N	%	
6	99	2	2	41	41	45	45	11	11	2.7
7	118	3	3	55	47	50	42	10	8	2.6
8	76	6	8	41	54	26	34	3	4	2.3
Total	293	11	4	137	47	121	41	24	8	2.5

* Less than 5 students tested

TELPAS Individual Language Domains

	Listening								Speaking								Reading								Writing							
	Beginning		Intermediate		Advanced		Advanced High		Beginning		Intermediate		Advanced		Advanced High		Beginning		Intermediate		Advanced		Advanced High		Beginning		Intermediate		Advanced		Advanced High	
Grade	N	%	N	%	N	%	N	%	N	%	N	%	N	%	N	%	N	%	N	%	N	%	N	%	N	%	N	%	N	%	N	%
6	3	3	37	37	39	39	21	21	7	7	44	44	45	45	4	4	14	14	41	41	31	31	14	14	11	11	28	28	30	30	30	30
7	5	4	40	34	49	42	24	20	22	19	40	34	50	42	6	5	14	12	56	47	33	28	15	13	13	11	35	30	44	37	26	22
8	6	8	34	44	29	38	8	10	22	29	31	40	22	29	2	3	13	17	46	61	15	20	2	3	12	16	24	31	27	35	14	18
Total	14	5	111	38	117	40	53	18	51	17	115	39	117	40	12	4	41	14	143	49	79	27	31	11	36	12	87	30	101	34	70	24

* Less than 5 students tested

Source:TELPAS data file 10/5/18

Texas English Language Proficiency Assessment System (TELPAS)
2018 Assessment Report

High School Ahead Academy

No Progress Data Available

TELPAS Composite Rating

Grade	Number of Students	Beginning		Intermediate		Advanced		Advanced High		Average Composite Score
	N	N	%	N	%	N	%	N	%	
6	7	0	0	3	43	4	57	0	0	2.5
7	18	0	0	7	39	8	44	3	17	2.7
8	18	0	0	7	39	7	39	4	22	2.8
Total	43	0	0	17	40	19	44	7	16	2.7

* Less than 5 students tested

TELPAS Individual Language Domains

	Listening								Speaking								Reading								Writing							
	Beginning		Intermediate		Advanced		Advanced High		Beginning		Intermediate		Advanced		Advanced High		Beginning		Intermediate		Advanced		Advanced High		Beginning		Intermediate		Advanced		Advanced High	
Grade	N	%	N	%	N	%	N	%	N	%	N	%	N	%	N	%	N	%	N	%	N	%	N	%	N	%	N	%	N	%	N	%
6	1	13	5	63	2	25	0	0	1	13	3	38	4	50	0	0	1	14	3	43	3	43	0	0	0	0	2	29	5	71	0	0
7	0	0	6	33	7	39	5	28	1	6	11	61	6	33	0	0	3	17	8	44	4	22	3	17	0	0	3	17	12	67	3	17
8	0	0	4	22	8	44	6	33	2	11	8	44	8	44	0	0	1	6	8	44	7	39	2	11	0	0	4	22	7	39	7	39
Total	1	2	15	34	17	39	11	25	4	9	22	50	18	41	0	0	5	12	19	44	14	33	5	12	0	0	9	21	24	56	10	23

* Less than 5 students tested

Source:TELPAS data file 10/5/18

Texas English Language Proficiency Assessment System (TELPAS)
2018 Assessment Report

Hogg Middle School

No Progress Data Available

TELPAS Composite Rating

Grade	Number of Students	Beginning		Intermediate		Advanced		Advanced High		Average Composite Score
	N	N	%	N	%	N	%	N	%	
6	46	0	0	14	30	24	52	8	17	2.8
7	56	3	5	10	18	32	57	11	20	2.9
8	32	0	0	5	16	18	56	9	28	3.1
Total	134	3	2	29	22	74	55	28	21	2.9

* Less than 5 students tested

TELPAS Individual Language Domains

	Listening								Speaking								Reading								Writing							
	Beginning		Intermediate		Advanced		Advanced High		Beginning		Intermediate		Advanced		Advanced High		Beginning		Intermediate		Advanced		Advanced High		Beginning		Intermediate		Advanced		Advanced High	
Grade	N	%	N	%	N	%	N	%	N	%	N	%	N	%	N	%	N	%	N	%	N	%	N	%	N	%	N	%	N	%	N	%
6	0	0	5	11	28	61	13	28	4	9	17	37	22	48	3	7	2	4	20	43	18	39	6	13	2	4	15	33	19	41	10	22
7	1	2	12	21	25	45	18	32	5	9	15	27	28	50	8	14	8	14	17	30	19	33	13	23	5	9	4	7	23	41	24	43
8	1	3	5	15	15	44	13	38	3	9	10	29	13	38	8	24	0	0	18	50	13	36	5	14	0	0	4	13	8	25	20	63
Total	2	1	22	16	68	50	44	32	12	9	42	31	63	46	19	14	10	7	55	40	50	36	24	17	7	5	23	17	50	37	54	40

* Less than 5 students tested

Source:TELPAS data file 10/5/18

Texas English Language Proficiency Assessment System (TELPAS)
2018 Assessment Report

Holland Middle School

No Progress Data Available

TELPAS Composite Rating

Grade	Number of Students	Beginning		Intermediate		Advanced		Advanced High		Average Composite Score
	N	N	%	N	%	N	%	N	%	
6	95	11	12	41	43	28	29	15	16	2.4
7	72	4	6	25	35	31	43	12	17	2.7
8	63	4	6	25	40	29	46	5	8	2.5
Total	230	19	8	91	40	88	38	32	14	2.5

* Less than 5 students tested

TELPAS Individual Language Domains

	Listening								Speaking								Reading								Writing							
	Beginning		Intermediate		Advanced		Advanced High		Beginning		Intermediate		Advanced		Advanced High		Beginning		Intermediate		Advanced		Advanced High		Beginning		Intermediate		Advanced		Advanced High	
Grade	N	%	N	%	N	%	N	%	N	%	N	%	N	%	N	%	N	%	N	%	N	%	N	%	N	%	N	%	N	%	N	%
6	13	14	33	35	28	29	21	22	16	17	35	37	39	41	5	5	22	23	44	46	18	19	11	12	17	18	36	38	17	18	26	27
7	7	10	24	33	24	33	17	24	8	11	31	43	30	42	3	4	9	13	20	28	29	40	14	19	10	14	14	19	27	38	21	29
8	11	17	18	29	19	30	15	24	8	13	27	43	26	41	2	3	7	11	36	57	17	27	3	5	9	14	17	27	15	24	22	35
Total	31	13	75	33	71	31	53	23	32	14	93	40	95	41	10	4	38	17	100	43	64	28	28	12	36	16	67	29	59	26	69	30

* Less than 5 students tested

Source:TELPAS data file 10/5/18

Texas English Language Proficiency Assessment System (TELPAS)
2018 Assessment Report

Key Middle School

No Progress Data Available

TELPAS Composite Rating

Grade	Number of Students	Beginning		Intermediate		Advanced		Advanced High		Average Composite Score
	N	N	%	N	%	N	%	N	%	
6	47	1	2	29	62	17	36	0	0	2.3
7	58	1	2	37	64	20	34	0	0	2.4
8	26	0	0	15	58	9	35	2	8	2.5
Total	131	2	2	81	62	46	35	2	2	2.4

* Less than 5 students tested

TELPAS Individual Language Domains

	Listening								Speaking								Reading								Writing							
	Beginning		Intermediate		Advanced		Advanced High		Beginning		Intermediate		Advanced		Advanced High		Beginning		Intermediate		Advanced		Advanced High		Beginning		Intermediate		Advanced		Advanced High	
Grade	N	%	N	%	N	%	N	%	N	%	N	%	N	%	N	%	N	%	N	%	N	%	N	%	N	%	N	%	N	%	N	%
6	1	2	28	60	16	34	2	4	12	26	22	47	13	28	0	0	6	13	22	47	15	32	4	9	7	15	23	49	10	21	7	15
7	4	7	29	50	21	36	4	7	18	31	32	55	8	14	0	0	6	10	24	41	25	43	3	5	8	14	14	24	19	33	17	29
8	0	0	11	42	8	31	7	27	7	27	12	46	7	27	0	0	4	15	13	50	6	23	3	12	3	12	10	38	8	31	5	19
Total	5	4	68	52	45	34	13	10	37	28	66	50	28	21	0	0	16	12	59	45	46	35	10	8	18	14	47	36	37	28	29	22

* Less than 5 students tested

Source:TELPAS data file 10/5/18

Texas English Language Proficiency Assessment System (TELPAS)
2018 Assessment Report

Lanier Middle School

No Progress Data Available

TELPAS Composite Rating

Grade	Number of Students	Beginning		Intermediate		Advanced		Advanced High		Average Composite Score
	N	N	%	N	%	N	%	N	%	
6	31	0	0	0	0	18	58	13	42	3.3
7	19	0	0	4	21	8	42	7	37	3.2
8	11	1	9	4	36	4	36	2	18	2.6
Total	61	1	2	8	13	30	49	22	36	3.2

* Less than 5 students tested

TELPAS Individual Language Domains

	Listening								Speaking								Reading								Writing							
	Beginning		Intermediate		Advanced		Advanced High		Beginning		Intermediate		Advanced		Advanced High		Beginning		Intermediate		Advanced		Advanced High		Beginning		Intermediate		Advanced		Advanced High	
Grade	N	%	N	%	N	%	N	%	N	%	N	%	N	%	N	%	N	%	N	%	N	%	N	%	N	%	N	%	N	%	N	%
6	0	0	5	16	10	32	16	52	0	0	4	13	18	58	9	29	0	0	2	6	16	52	13	42	0	0	2	6	16	52	13	42
7	1	5	2	10	8	40	9	45	0	0	6	30	12	60	2	10	2	10	4	20	5	25	9	45	0	0	3	16	8	42	8	42
8	1	9	6	55	2	18	2	18	0	0	3	27	5	45	3	27	3	27	5	45	2	18	1	9	1	9	2	18	5	45	3	27
Total	2	3	13	21	20	32	27	44	0	0	13	21	35	56	14	23	5	8	11	18	23	37	23	37	1	2	7	11	29	48	24	39

* Less than 5 students tested

Source:TELPAS data file 10/5/18

Texas English Language Proficiency Assessment System (TELPAS)
2018 Assessment Report

Lawson Middle School

No Progress Data Available

TELPAS Composite Rating

Grade	Number of Students	Beginning		Intermediate		Advanced		Advanced High		Average Composite Score
	N	N	%	N	%	N	%	N	%	
6	166	4	2	88	53	64	39	10	6	2.5
7	100	4	4	56	56	33	33	7	7	2.5
8	106	8	8	52	49	37	35	9	8	2.5
Total	372	16	4	196	53	134	36	26	7	2.5

* Less than 5 students tested

TELPAS Individual Language Domains

	Listening								Speaking								Reading								Writing							
	Beginning		Intermediate		Advanced		Advanced High		Beginning		Intermediate		Advanced		Advanced High		Beginning		Intermediate		Advanced		Advanced High		Beginning		Intermediate		Advanced		Advanced High	
Grade	N	%	N	%	N	%	N	%	N	%	N	%	N	%	N	%	N	%	N	%	N	%	N	%	N	%	N	%	N	%	N	%
6	4	2	63	38	71	43	29	17	42	25	77	46	46	28	2	1	27	16	66	40	52	31	21	13	7	4	66	39	56	33	41	24
7	6	6	43	42	34	33	19	19	38	37	41	40	21	21	2	2	18	18	38	37	30	29	16	16	6	6	19	19	47	47	29	29
8	14	13	32	30	35	33	25	24	42	40	38	36	25	24	1	1	12	11	58	54	28	26	9	8	11	10	16	15	34	31	47	44
Total	24	6	138	37	140	37	73	19	122	33	156	42	92	25	5	1	57	15	162	43	110	29	46	12	24	6	101	27	137	36	117	31

* Less than 5 students tested

Source:TELPAS data file 10/5/18

Texas English Language Proficiency Assessment System (TELPAS)
2018 Assessment Report

Marshall Middle School

No Progress Data Available

TELPAS Composite Rating

Grade	Number of Students	Beginning		Intermediate		Advanced		Advanced High		Average Composite Score
	N	N	%	N	%	N	%	N	%	
6	93	1	1	31	33	52	56	9	10	2.7
7	80	3	4	27	34	38	48	12	15	2.7
8	82	1	1	33	40	40	49	8	10	2.7
Total	255	5	2	91	36	130	51	29	11	2.7

* Less than 5 students tested

TELPAS Individual Language Domains

	Listening								Speaking								Reading								Writing							
	Beginning		Intermediate		Advanced		Advanced High		Beginning		Intermediate		Advanced		Advanced High		Beginning		Intermediate		Advanced		Advanced High		Beginning		Intermediate		Advanced		Advanced High	
Grade	N	%	N	%	N	%	N	%	N	%	N	%	N	%	N	%	N	%	N	%	N	%	N	%	N	%	N	%	N	%	N	%
6	2	2	24	26	46	49	21	23	8	9	23	25	54	58	8	9	6	6	33	35	42	45	12	13	14	15	37	39	26	28	17	18
7	4	5	26	31	38	46	15	18	17	20	17	20	42	51	7	8	12	15	23	29	28	35	17	21	4	5	16	19	36	43	27	33
8	0	0	27	33	38	46	17	21	13	16	34	41	30	37	5	6	7	8	38	46	31	37	7	8	7	8	24	29	28	34	24	29
Total	6	2	77	30	122	47	53	21	38	15	74	29	126	49	20	8	25	10	94	37	101	39	36	14	25	10	77	30	90	35	68	26

* Less than 5 students tested

Source:TELPAS data file 10/5/18

Texas English Language Proficiency Assessment System (TELPAS)
2018 Assessment Report

McReynolds Middle School

No Progress Data Available

TELPAS Composite Rating

Grade	Number of Students	Beginning		Intermediate		Advanced		Advanced High		Average Composite Score
	N	N	%	N	%	N	%	N	%	
6	69	0	0	25	36	37	54	7	10	2.7
7	56	3	5	25	45	27	48	1	2	2.4
8	42	3	7	16	38	20	48	3	7	2.5
Total	167	6	4	66	40	84	50	11	7	2.5

* Less than 5 students tested

TELPAS Individual Language Domains

	Listening								Speaking								Reading								Writing							
	Beginning		Intermediate		Advanced		Advanced High		Beginning		Intermediate		Advanced		Advanced High		Beginning		Intermediate		Advanced		Advanced High		Beginning		Intermediate		Advanced		Advanced High	
Grade	N	%	N	%	N	%	N	%	N	%	N	%	N	%	N	%	N	%	N	%	N	%	N	%	N	%	N	%	N	%	N	%
6	3	4	25	36	34	49	7	10	4	6	31	45	34	49	0	0	6	9	29	42	24	35	10	14	3	4	16	23	29	42	21	30
7	7	12	28	49	22	39	0	0	9	16	22	39	24	42	2	4	15	26	27	47	13	23	2	4	7	13	11	20	20	36	18	32
8	4	9	17	40	11	26	11	26	4	9	21	49	17	40	1	2	7	16	25	58	8	19	3	7	6	14	10	24	21	50	5	12
Total	14	8	70	41	67	40	18	11	17	10	74	44	75	44	3	2	28	17	81	48	45	27	15	9	16	10	37	22	70	42	44	26

* Less than 5 students tested

Source:TELPAS data file 10/5/18

Texas English Language Proficiency Assessment System (TELPAS)
2018 Assessment Report

Meyerland Middle School

No Progress Data Available

TELPAS Composite Rating

Grade	Number of Students	Beginning		Intermediate		Advanced		Advanced High		Average Composite Score
	N	N	%	N	%	N	%	N	%	
6	103	3	3	20	19	52	50	28	27	2.9
7	66	1	2	23	35	31	47	11	17	2.8
8	61	5	8	14	23	28	46	14	23	2.8
Total	230	9	4	57	25	111	48	53	23	2.9

* Less than 5 students tested

TELPAS Individual Language Domains

	Listening								Speaking								Reading								Writing							
	Beginning		Intermediate		Advanced		Advanced High		Beginning		Intermediate		Advanced		Advanced High		Beginning		Intermediate		Advanced		Advanced High		Beginning		Intermediate		Advanced		Advanced High	
Grade	N	%	N	%	N	%	N	%	N	%	N	%	N	%	N	%	N	%	N	%	N	%	N	%	N	%	N	%	N	%	N	%
6	7	7	20	19	42	41	34	33	1	1	32	31	58	56	12	12	7	7	35	34	30	29	31	30	8	8	21	20	43	42	31	30
7	2	3	21	32	23	35	20	30	3	5	28	42	29	44	6	9	7	11	24	36	23	35	12	18	7	10	14	21	23	34	23	34
8	8	13	7	11	30	48	17	27	8	13	19	31	32	52	3	5	8	13	25	40	20	32	9	15	6	10	8	13	16	26	31	51
Total	17	7	48	21	95	41	71	31	12	5	79	34	119	52	21	9	22	10	84	36	73	32	52	23	21	9	43	19	82	35	85	37

* Less than 5 students tested

Source:TELPAS data file 10/5/18

Texas English Language Proficiency Assessment System (TELPAS)
2018 Assessment Report

Navarro Middle School

No Progress Data Available

TELPAS Composite Rating

Grade	Number of Students	Beginning		Intermediate		Advanced		Advanced High		Average Composite Score
	N	N	%	N	%	N	%	N	%	
6	68	1	1	32	47	29	43	6	9	2.7
7	88	6	7	46	52	33	38	3	3	2.5
8	89	7	8	40	45	38	43	4	4	2.4
Total	245	14	6	118	48	100	41	13	5	2.5

* Less than 5 students tested

TELPAS Individual Language Domains

	Listening								Speaking								Reading								Writing							
	Beginning		Intermediate		Advanced		Advanced High		Beginning		Intermediate		Advanced		Advanced High		Beginning		Intermediate		Advanced		Advanced High		Beginning		Intermediate		Advanced		Advanced High	
Grade	N	%	N	%	N	%	N	%	N	%	N	%	N	%	N	%	N	%	N	%	N	%	N	%	N	%	N	%	N	%	N	%
6	2	3	25	37	31	46	10	15	15	22	30	44	22	32	1	1	8	12	29	43	22	32	9	13	5	7	7	10	17	25	39	57
7	7	8	35	39	38	43	9	10	23	26	42	47	24	27	0	0	16	18	41	46	25	28	7	8	11	13	14	16	30	34	33	38
8	9	10	31	35	27	30	22	25	32	36	44	49	12	13	1	1	6	7	56	63	21	24	6	7	11	12	15	17	44	49	19	21
Total	18	7	91	37	96	39	41	17	70	28	116	47	58	24	2	1	30	12	126	51	68	28	22	9	27	11	36	15	91	37	91	37

* Less than 5 students tested

Source:TELPAS data file 10/5/18

Texas English Language Proficiency Assessment System (TELPAS)
2018 Assessment Report

Daniel Ortiz Jr. Middle School

No Progress Data Available

TELPAS Composite Rating

Grade	Number of Students	Beginning		Intermediate		Advanced		Advanced High		Average Composite Score
	N	N	%	N	%	N	%	N	%	
6	158	13	8	60	38	67	42	18	11	2.6
7	123	13	11	56	46	47	38	7	6	2.5
8	93	4	4	51	55	28	30	10	11	2.5
Total	374	30	8	167	45	142	38	35	9	2.5

* Less than 5 students tested

TELPAS Individual Language Domains

	Listening								Speaking								Reading								Writing							
	Beginning		Intermediate		Advanced		Advanced High		Beginning		Intermediate		Advanced		Advanced High		Beginning		Intermediate		Advanced		Advanced High		Beginning		Intermediate		Advanced		Advanced High	
Grade	N	%	N	%	N	%	N	%	N	%	N	%	N	%	N	%	N	%	N	%	N	%	N	%	N	%	N	%	N	%	N	%
6	17	11	47	30	64	40	31	19	30	19	80	50	43	27	6	4	22	14	58	36	56	35	23	14	21	13	35	22	36	23	66	42
7	17	13	55	44	42	33	12	10	46	37	55	44	24	19	1	1	26	21	52	41	34	27	14	11	8	7	18	15	32	26	65	53
8	10	11	28	30	37	40	18	19	29	31	47	51	16	17	1	1	7	7	55	59	25	27	7	7	10	11	11	12	27	28	47	49
Total	44	12	130	34	143	38	61	16	105	28	182	48	83	22	8	2	55	15	165	44	115	30	44	12	39	10	64	17	95	25	178	47

* Less than 5 students tested

Source:TELPAS data file 10/5/18

Texas English Language Proficiency Assessment System (TELPAS)
2018 Assessment Report

Pershing Middle School

No Progress Data Available

TELPAS Composite Rating

Grade	Number of Students	Beginning		Intermediate		Advanced		Advanced High		Average Composite Score
	N	N	%	N	%	N	%	N	%	
6	68	1	1	22	32	28	41	17	25	2.8
7	66	3	5	19	29	30	45	14	21	2.8
8	44	1	2	8	18	28	64	7	16	2.9
Total	178	5	3	49	28	86	48	38	21	2.9

* Less than 5 students tested

TELPAS Individual Language Domains

	Listening								Speaking								Reading								Writing							
	Beginning		Intermediate		Advanced		Advanced High		Beginning		Intermediate		Advanced		Advanced High		Beginning		Intermediate		Advanced		Advanced High		Beginning		Intermediate		Advanced		Advanced High	
Grade	N	%	N	%	N	%	N	%	N	%	N	%	N	%	N	%	N	%	N	%	N	%	N	%	N	%	N	%	N	%	N	%
6	1	1	19	28	25	37	23	34	4	6	22	32	39	57	3	4	14	21	17	25	22	32	15	22	5	7	11	16	25	37	27	40
7	3	5	21	32	22	33	20	30	6	9	25	38	29	44	6	9	10	15	23	35	23	35	10	15	1	1	12	18	19	28	36	53
8	1	2	8	18	23	52	12	27	4	9	12	27	26	59	2	5	4	9	22	50	11	25	7	16	1	2	4	9	9	20	30	68
Total	5	3	48	27	70	39	55	31	14	8	59	33	94	53	11	6	28	16	62	35	56	31	32	18	7	4	27	15	53	29	93	52

* Less than 5 students tested

Source:TELPAS data file 10/5/18

Texas English Language Proficiency Assessment System (TELPAS)
2018 Assessment Report

Pin Oak Middle School

No Progress Data Available

TELPAS Composite Rating

Grade	Number of Students	Beginning		Intermediate		Advanced		Advanced High		Average Composite Score
	N	N	%	N	%	N	%	N	%	
6	52	0	0	11	21	23	44	18	35	3.1
7	26	0	0	3	12	17	65	6	23	3.1
8	17	0	0	5	29	8	47	4	24	3.0
Total	95	0	0	19	20	48	51	28	29	3.1

* Less than 5 students tested

TELPAS Individual Language Domains

	Listening								Speaking								Reading								Writing							
	Beginning		Intermediate		Advanced		Advanced High		Beginning		Intermediate		Advanced		Advanced High		Beginning		Intermediate		Advanced		Advanced High		Beginning		Intermediate		Advanced		Advanced High	
Grade	N	%	N	%	N	%	N	%	N	%	N	%	N	%	N	%	N	%	N	%	N	%	N	%	N	%	N	%	N	%	N	%
6	0	0	9	17	19	37	24	46	1	2	9	17	38	73	4	8	5	10	9	17	21	40	17	33	2	4	8	15	21	40	21	40
7	0	0	8	31	13	50	5	19	0	0	5	19	18	69	3	12	1	4	7	27	13	50	5	19	0	0	2	8	8	31	16	62
8	0	0	4	24	5	29	8	47	1	6	7	41	7	41	2	12	0	0	8	47	6	35	3	18	0	0	2	12	5	29	10	59
Total	0	0	21	22	37	39	37	39	2	2	21	22	63	66	9	9	6	6	24	25	40	42	25	26	2	2	12	13	34	36	47	49

* Less than 5 students tested

Source:TELPAS data file 10/5/18

Texas English Language Proficiency Assessment System (TELPAS)
2018 Assessment Report

Revere Middle School

No Progress Data Available

TELPAS Composite Rating

Grade	Number of Students	Beginning		Intermediate		Advanced		Advanced High		Average Composite Score
	N	N	%	N	%	N	%	N	%	
6	143	3	2	59	41	66	46	15	10	2.7
7	125	5	4	59	47	43	34	18	14	2.5
8	131	11	8	57	44	51	39	12	9	2.5
Total	399	19	5	175	44	160	40	45	11	2.6

* Less than 5 students tested

TELPAS Individual Language Domains

	Listening								Speaking								Reading								Writing							
	Beginning		Intermediate		Advanced		Advanced High		Beginning		Intermediate		Advanced		Advanced High		Beginning		Intermediate		Advanced		Advanced High		Beginning		Intermediate		Advanced		Advanced High	
Grade	N	%	N	%	N	%	N	%	N	%	N	%	N	%	N	%	N	%	N	%	N	%	N	%	N	%	N	%	N	%	N	%
6	11	8	59	41	51	36	22	15	6	4	73	51	63	44	1	1	28	20	56	39	44	31	15	10	4	3	21	15	56	39	63	44
7	22	17	56	44	30	24	18	14	18	14	46	37	56	44	6	5	36	29	53	42	21	17	16	13	2	2	37	30	40	32	46	37
8	33	25	41	31	38	29	20	15	16	12	62	47	48	36	6	5	22	17	75	57	29	22	5	4	13	10	25	19	46	35	48	36
Total	66	16	156	39	119	30	60	15	40	10	181	45	167	42	13	3	86	22	184	46	94	24	36	9	19	5	83	21	142	35	157	39

* Less than 5 students tested

Source:TELPAS data file 10/5/18

Texas English Language Proficiency Assessment System (TELPAS)
2018 Assessment Report

Stevenson Middle School

No Progress Data Available

TELPAS Composite Rating

Grade	Number of Students	Beginning		Intermediate		Advanced		Advanced High		Average Composite Score
	N	N	%	N	%	N	%	N	%	
6	142	1	1	21	15	84	59	36	25	3.0
7	102	0	0	21	21	60	59	21	21	3.0
8	82	2	2	23	28	50	61	7	9	2.7
Total	326	3	1	65	20	194	60	64	20	2.9

* Less than 5 students tested

TELPAS Individual Language Domains

	Listening								Speaking								Reading								Writing							
	Beginning		Intermediate		Advanced		Advanced High		Beginning		Intermediate		Advanced		Advanced High		Beginning		Intermediate		Advanced		Advanced High		Beginning		Intermediate		Advanced		Advanced High	
Grade	N	%	N	%	N	%	N	%	N	%	N	%	N	%	N	%	N	%	N	%	N	%	N	%	N	%	N	%	N	%	N	%
6	1	1	31	22	65	46	45	32	2	1	50	35	75	53	15	11	9	6	53	37	50	35	30	21	2	1	14	10	27	19	99	70
7	1	1	23	23	54	53	24	24	1	1	35	34	61	60	5	5	7	7	35	34	42	41	18	18	5	5	10	10	30	29	57	56
8	6	7	18	22	40	49	18	22	7	9	32	39	41	50	2	2	9	11	44	54	23	28	6	7	6	7	11	13	21	26	44	54
Total	8	2	72	22	159	49	87	27	10	3	117	36	177	54	22	7	25	8	132	40	115	35	54	17	13	4	35	11	78	24	200	61

* Less than 5 students tested

Source:TELPAS data file 10/5/18

Texas English Language Proficiency Assessment System (TELPAS)
2018 Assessment Report

Sugar Grove Middle School

No Progress Data Available

TELPAS Composite Rating

Grade	Number of Students	Beginning		Intermediate		Advanced		Advanced High		Average Composite Score
	N	N	%	N	%	N	%	N	%	
6	106	19	18	67	63	17	16	3	3	2.1
7	117	19	16	61	52	35	30	2	2	2.1
8	122	16	13	53	43	44	36	9	7	2.4
Total	345	54	16	181	52	96	28	14	4	2.2

* Less than 5 students tested

TELPAS Individual Language Domains

	Listening								Speaking								Reading								Writing							
	Beginning		Intermediate		Advanced		Advanced High		Beginning		Intermediate		Advanced		Advanced High		Beginning		Intermediate		Advanced		Advanced High		Beginning		Intermediate		Advanced		Advanced High	
Grade	N	%	N	%	N	%	N	%	N	%	N	%	N	%	N	%	N	%	N	%	N	%	N	%	N	%	N	%	N	%	N	%
6	21	20	35	33	37	35	13	12	46	43	44	42	16	15	0	0	42	40	46	43	17	16	1	1	25	23	39	36	24	22	20	19
7	22	18	42	35	38	32	18	15	36	30	56	47	25	21	3	3	41	34	61	51	14	12	4	3	23	19	57	47	36	30	5	4
8	25	20	30	23	40	31	33	26	31	24	63	49	31	24	3	2	27	21	71	55	21	16	9	7	20	16	33	27	30	25	39	32
Total	68	19	107	30	115	32	64	18	113	32	163	46	72	20	6	2	110	31	178	50	52	15	14	4	68	19	129	37	90	26	64	18

* Less than 5 students tested

Source:TELPAS data file 10/5/18

Texas English Language Proficiency Assessment System (TELPAS)
2018 Assessment Report

Tanglewood Middle School

No Progress Data Available

TELPAS Composite Rating

Grade	Number of Students	Beginning		Intermediate		Advanced		Advanced High		Average Composite Score
	N	N	%	N	%	N	%	N	%	
6	65	3	5	16	25	26	40	20	31	2.9
7	41	2	5	7	17	26	63	6	15	2.8
8	42	3	7	10	24	20	48	9	21	2.9
Total	148	8	5	33	22	72	49	35	24	2.9

* Less than 5 students tested

TELPAS Individual Language Domains

	Listening								Speaking								Reading								Writing							
	Beginning		Intermediate		Advanced		Advanced High		Beginning		Intermediate		Advanced		Advanced High		Beginning		Intermediate		Advanced		Advanced High		Beginning		Intermediate		Advanced		Advanced High	
Grade	N	%	N	%	N	%	N	%	N	%	N	%	N	%	N	%	N	%	N	%	N	%	N	%	N	%	N	%	N	%	N	%
6	4	6	18	27	18	27	26	39	5	8	14	21	35	53	12	18	14	21	22	33	11	16	20	30	5	8	11	17	24	36	26	39
7	2	5	9	22	19	46	11	27	2	5	11	27	27	66	1	2	4	10	19	46	13	32	5	12	3	7	5	12	15	37	18	44
8	4	10	7	17	18	43	13	31	1	2	10	24	23	55	8	19	4	10	20	48	14	33	4	10	4	10	7	17	11	26	20	48
Total	10	7	34	23	55	37	50	34	8	5	35	23	85	57	21	14	22	15	61	41	38	25	29	19	12	8	23	15	50	34	64	43

* Less than 5 students tested

Source:TELPAS data file 10/5/18

Texas English Language Proficiency Assessment System (TELPAS)
2018 Assessment Report

Thomas Middle School

No Progress Data Available

TELPAS Composite Rating

Grade	Number of Students	Beginning		Intermediate		Advanced		Advanced High		Average Composite Score
	N	N	%	N	%	N	%	N	%	
6	29	2	7	11	38	14	48	2	7	2.5
7	19	0	0	7	37	11	58	1	5	2.5
8	31	3	10	11	35	16	52	1	3	2.5
Total	79	5	6	29	37	41	52	4	5	2.5

* Less than 5 students tested

TELPAS Individual Language Domains

	Listening								Speaking								Reading								Writing							
	Beginning		Intermediate		Advanced		Advanced High		Beginning		Intermediate		Advanced		Advanced High		Beginning		Intermediate		Advanced		Advanced High		Beginning		Intermediate		Advanced		Advanced High	
Grade	N	%	N	%	N	%	N	%	N	%	N	%	N	%	N	%	N	%	N	%	N	%	N	%	N	%	N	%	N	%	N	%
6	3	10	5	17	19	63	3	10	5	17	15	50	10	33	0	0	4	13	15	50	8	27	3	10	0	0	9	29	20	65	2	6
7	2	11	6	33	9	50	1	6	3	17	4	22	9	50	2	11	3	16	11	58	4	21	1	5	0	0	4	21	12	63	3	16
8	2	6	9	29	12	39	8	26	7	23	19	61	5	16	0	0	2	6	21	68	4	13	4	13	4	13	8	26	9	29	10	32
Total	7	9	20	25	40	51	12	15	15	19	38	48	24	30	2	3	9	11	47	59	16	20	8	10	4	5	21	26	41	51	15	19

* Less than 5 students tested

Source:TELPAS data file 10/5/18

Texas English Language Proficiency Assessment System (TELPAS)
2018 Assessment Report

Welch Middle School

No Progress Data Available

TELPAS Composite Rating

Grade	Number of Students	Beginning		Intermediate		Advanced		Advanced High		Average Composite Score
	N	N	%	N	%	N	%	N	%	
6	60	4	7	26	43	26	43	4	7	2.5
7	77	4	5	35	45	37	48	1	1	2.5
8	55	2	4	20	36	24	44	9	16	2.7
Total	192	10	5	81	42	87	45	14	7	2.6

* Less than 5 students tested

TELPAS Individual Language Domains

	Listening								Speaking								Reading								Writing							
	Beginning		Intermediate		Advanced		Advanced High		Beginning		Intermediate		Advanced		Advanced High		Beginning		Intermediate		Advanced		Advanced High		Beginning		Intermediate		Advanced		Advanced High	
Grade	N	%	N	%	N	%	N	%	N	%	N	%	N	%	N	%	N	%	N	%	N	%	N	%	N	%	N	%	N	%	N	%
6	8	13	25	40	16	25	14	22	19	30	26	41	17	27	1	2	8	13	26	41	19	30	10	16	7	12	16	27	25	42	12	20
7	5	6	26	33	39	49	9	11	19	24	36	46	23	29	1	1	22	28	32	41	18	23	7	9	5	6	18	23	22	28	33	42
8	4	7	14	24	24	41	16	28	11	19	20	34	26	45	1	2	8	14	31	53	13	22	6	10	3	5	8	15	11	20	33	60
Total	17	9	65	33	79	40	39	20	49	25	82	41	66	33	3	2	38	19	89	45	50	25	23	12	15	8	42	22	58	30	78	40

* Less than 5 students tested

Source:TELPAS data file 10/5/18

Texas English Language Proficiency Assessment System (TELPAS)
2018 Assessment Report

West Briar Middle School

No Progress Data Available

TELPAS Composite Rating

Grade	Number of Students	Beginning		Intermediate		Advanced		Advanced High		Average Composite Score
	N	N	%	N	%	N	%	N	%	
6	46	0	0	21	46	22	48	3	7	2.8
7	49	3	6	13	27	18	37	15	31	2.9
8	46	4	9	11	24	18	39	13	28	2.9
Total	141	7	5	45	32	58	41	31	22	2.8

* Less than 5 students tested

TELPAS Individual Language Domains

	Listening								Speaking								Reading								Writing							
	Beginning		Intermediate		Advanced		Advanced High		Beginning		Intermediate		Advanced		Advanced High		Beginning		Intermediate		Advanced		Advanced High		Beginning		Intermediate		Advanced		Advanced High	
Grade	N	%	N	%	N	%	N	%	N	%	N	%	N	%	N	%	N	%	N	%	N	%	N	%	N	%	N	%	N	%	N	%
6	2	4	15	31	25	52	6	13	4	8	35	73	9	19	0	0	5	10	16	33	11	23	16	33	2	4	8	17	12	26	24	52
7	3	6	15	31	18	37	13	27	7	14	21	43	20	41	1	2	6	12	7	14	18	37	18	37	4	8	10	20	3	6	32	65
8	4	9	9	20	16	35	17	37	10	22	12	26	19	41	5	11	5	11	19	41	14	30	8	17	4	9	7	15	4	9	31	67
Total	9	6	39	27	59	41	36	25	21	15	68	48	48	34	6	4	16	11	42	29	43	30	42	29	10	7	25	18	19	13	87	62

* Less than 5 students tested

Source:TELPAS data file 10/5/18

Texas English Language Proficiency Assessment System (TELPAS)
2018 Assessment Report

Williams Middle School

No Progress Data Available

TELPAS Composite Rating

Grade	Number of Students	Beginning		Intermediate		Advanced		Advanced High		Average Composite Score
	N	N	%	N	%	N	%	N	%	
6	47	0	0	16	34	31	66	0	0	2.7
7	39	2	5	12	31	18	46	7	18	2.8
8	38	1	3	17	45	16	42	4	11	2.6
Total	124	3	2	45	36	65	52	11	9	2.7

* Less than 5 students tested

TELPAS Individual Language Domains

	Listening								Speaking								Reading								Writing							
	Beginning		Intermediate		Advanced		Advanced High		Beginning		Intermediate		Advanced		Advanced High		Beginning		Intermediate		Advanced		Advanced High		Beginning		Intermediate		Advanced		Advanced High	
Grade	N	%	N	%	N	%	N	%	N	%	N	%	N	%	N	%	N	%	N	%	N	%	N	%	N	%	N	%	N	%	N	%
6	2	4	16	34	22	47	7	15	1	2	27	57	19	40	0	0	10	21	27	57	9	19	1	2	0	0	6	13	15	32	26	55
7	3	7	10	23	21	49	9	21	6	14	13	30	22	51	2	5	6	14	15	35	14	33	8	19	3	8	6	15	17	44	13	33
8	2	5	9	24	14	37	13	34	9	24	11	29	17	45	1	3	5	13	27	71	5	13	1	3	5	13	7	18	12	32	14	37
Total	7	5	35	27	57	45	29	23	16	13	51	40	58	45	3	2	21	16	69	54	28	22	10	8	8	6	19	15	44	35	53	43

* Less than 5 students tested

Source:TELPAS data file 10/5/18

Campus Level Reports
High Schools
TELPAS Performance
Spring 2018

Texas English Language Proficiency Assessment System (TELPAS)
2018 Assessment Report

Austin High School

No Progress Data Available

TELPAS Composite Rating

Grade	Number of Students	Beginning		Intermediate		Advanced		Advanced High		Average Composite Score
	N	N	%	N	%	N	%	N	%	
9	160	27	17	89	56	36	23	8	5	2.2
10	104	6	6	55	53	37	36	6	6	2.5
11	58	1	2	32	55	21	36	4	7	2.5
12	59	0	0	20	34	32	54	7	12	2.9
Total	381	34	9	196	51	126	33	25	7	2.4

* Less than 5 students tested

TELPAS Individual Language Domains

	Listening								Speaking								Reading								Writing							
	Beginning		Intermediate		Advanced		Advanced High		Beginning		Intermediate		Advanced		Advanced High		Beginning		Intermediate		Advanced		Advanced High		Beginning		Intermediate		Advanced		Advanced High	
Grade	N	%	N	%	N	%	N	%	N	%	N	%	N	%	N	%	N	%	N	%	N	%	N	%	N	%	N	%	N	%	N	%
9	46	28	63	39	47	29	6	4	87	54	44	27	29	18	2	1	41	25	89	55	28	17	4	2	22	14	33	20	33	20	73	45
10	13	13	38	37	42	40	11	11	40	38	30	29	30	29	4	4	21	20	52	50	30	29	2	2	4	4	25	24	24	23	51	49
11	3	5	23	40	25	43	7	12	26	45	13	22	19	33	0	0	6	10	24	41	23	40	5	9	1	2	16	28	24	41	17	29
12	2	3	15	25	32	54	10	17	14	24	14	24	27	46	4	7	0	0	20	34	34	58	5	8	0	0	5	8	14	24	40	68
Total	64	17	139	36	146	38	34	9	167	44	101	26	105	27	10	3	68	18	185	48	115	30	16	4	27	7	79	21	95	25	181	47

* Less than 5 students tested

Source:TELPAS data file 10/5/18

Texas English Language Proficiency Assessment System (TELPAS)
2018 Assessment Report

Bellaire High School

No Progress Data Available

TELPAS Composite Rating

Grade	Number of Students	Beginning		Intermediate		Advanced		Advanced High		Average Composite Score
	N	N	%	N	%	N	%	N	%	
9	140	6	4	49	35	66	47	19	14	2.6
10	93	5	5	32	34	46	49	10	11	2.6
11	50	2	4	16	32	27	54	5	10	2.7
12	32	0	0	6	19	17	53	9	28	3.0
Total	315	13	4	103	33	156	50	43	14	2.7

* Less than 5 students tested

TELPAS Individual Language Domains

	Listening								Speaking								Reading								Writing							
	Beginning		Intermediate		Advanced		Advanced High		Beginning		Intermediate		Advanced		Advanced High		Beginning		Intermediate		Advanced		Advanced High		Beginning		Intermediate		Advanced		Advanced High	
Grade	N	%	N	%	N	%	N	%	N	%	N	%	N	%	N	%	N	%	N	%	N	%	N	%	N	%	N	%	N	%	N	%
9	17	12	51	36	56	39	18	13	17	12	42	30	71	50	12	8	18	13	64	45	36	25	24	17	10	7	33	24	59	42	38	27
10	12	12	34	35	39	40	12	12	9	9	22	23	53	55	13	13	10	10	51	53	30	31	6	6	5	5	23	24	44	47	22	23
11	3	6	17	34	28	56	2	4	5	10	7	14	26	52	12	24	8	15	21	40	20	38	3	6	0	0	14	27	23	45	14	27
12	3	9	7	22	16	50	6	19	1	3	5	16	19	59	7	22	1	3	15	45	8	24	9	27	0	0	3	9	17	52	13	39
Total	35	11	109	34	139	43	38	12	32	10	76	24	169	53	44	14	37	11	151	47	94	29	42	13	15	5	73	23	143	45	87	27

* Less than 5 students tested

Source:TELPAS data file 10/5/18

Texas English Language Proficiency Assessment System (TELPAS)
2018 Assessment Report

Carnegie Vanguard High School

No Progress Data Available

TELPAS Composite Rating

Grade	Number of Students	Beginning		Intermediate		Advanced		Advanced High		Average Composite Score
	N	N	%	N	%	N	%	N	%	
9	1	*	*	*	*	*	*	*	*	*
Total	1	*	*	*	*	*	*	*	*	*

* Less than 5 students tested

TELPAS Individual Language Domains

	Listening								Speaking								Reading								Writing							
	Beginning		Intermediate		Advanced		Advanced High		Beginning		Intermediate		Advanced		Advanced High		Beginning		Intermediate		Advanced		Advanced High		Beginning		Intermediate		Advanced		Advanced High	
Grade	N	%	N	%	N	%	N	%	N	%	N	%	N	%	N	%	N	%	N	%	N	%	N	%	N	%	N	%	N	%	N	%
9	*	*	*	*	*	*	*	*	*	*	*	*	*	*	*	*	*	*	*	*	*	*	*	*	*	*	*	*	*	*	*	*
Total	*	*	*	*	*	*	*	*	*	*	*	*	*	*	*	*	*	*	*	*	*	*	*	*	*	*	*	*	*	*	*	*

* Less than 5 students tested

Source:TELPAS data file 10/5/18

Texas English Language Proficiency Assessment System (TELPAS)
2018 Assessment Report

Challenge Early College High School

No Progress Data Available

TELPAS Composite Rating

Grade	Number of Students	Beginning		Intermediate		Advanced		Advanced High		Average Composite Score
	N	N	%	N	%	N	%	N	%	
9	5	0	0	0	0	0	0	5	100	3.8
10	1	*	*	*	*	*	*	*	*	*
11	1	*	*	*	*	*	*	*	*	*
Total	7	0	0	0	0	1	14	6	86	3.7

* Less than 5 students tested

TELPAS Individual Language Domains

	Listening								Speaking								Reading								Writing							
	Beginning		Intermediate		Advanced		Advanced High		Beginning		Intermediate		Advanced		Advanced High		Beginning		Intermediate		Advanced		Advanced High		Beginning		Intermediate		Advanced		Advanced High	
Grade	N	%	N	%	N	%	N	%	N	%	N	%	N	%	N	%	N	%	N	%	N	%	N	%	N	%	N	%	N	%	N	%
9	0	0	0	0	1	20	4	80	0	0	0	0	3	60	2	40	0	0	0	0	0	0	5	100	0	0	0	0	1	20	4	80
10	*	*	*	*	*	*	*	*	*	*	*	*	*	*	*	*	*	*	*	*	*	*	*	*	*	*	*	*	*	*	*	*
11	*	*	*	*	*	*	*	*	*	*	*	*	*	*	*	*	*	*	*	*	*	*	*	*	*	*	*	*	*	*	*	*
Total	0	0	0	0	2	29	5	71	0	0	0	0	4	57	3	43	0	0	0	0	1	14	6	86	0	0	0	0	3	43	4	57

* Less than 5 students tested

Source:TELPAS data file 10/5/18

Texas English Language Proficiency Assessment System (TELPAS)
2018 Assessment Report

Chavez High School

No Progress Data Available

TELPAS Composite Rating

Grade	Number of Students	Beginning		Intermediate		Advanced		Advanced High		Average Composite Score
	N	N	%	N	%	N	%	N	%	
9	146	14	10	88	60	40	27	4	3	2.3
10	106	14	13	58	55	30	28	4	4	2.3
11	97	6	6	39	40	45	46	7	7	2.6
12	76	8	11	32	42	35	46	1	1	2.5
Total	425	42	10	217	51	150	35	16	4	2.4

* Less than 5 students tested

TELPAS Individual Language Domains

	Listening								Speaking								Reading								Writing							
	Beginning		Intermediate		Advanced		Advanced High		Beginning		Intermediate		Advanced		Advanced High		Beginning		Intermediate		Advanced		Advanced High		Beginning		Intermediate		Advanced		Advanced High	
Grade	N	%	N	%	N	%	N	%	N	%	N	%	N	%	N	%	N	%	N	%	N	%	N	%	N	%	N	%	N	%	N	%
9	25	17	73	50	44	30	5	3	55	37	55	37	37	25	0	0	34	23	88	60	21	14	4	3	11	8	37	25	39	27	59	40
10	23	22	47	44	31	29	5	5	44	42	28	26	34	32	0	0	34	32	52	49	14	13	6	6	7	7	31	29	25	24	43	41
11	13	13	34	35	41	42	9	9	21	22	27	28	43	44	6	6	19	20	54	56	21	22	3	3	5	5	8	8	22	23	62	64
12	15	20	29	38	29	38	3	4	23	30	13	17	35	46	5	7	17	22	41	54	18	24	0	0	1	1	12	16	29	38	35	45
Total	76	18	183	43	145	34	22	5	143	34	123	29	149	35	11	3	104	24	235	55	74	17	13	3	24	6	88	21	115	27	199	47

* Less than 5 students tested

Source:TELPAS data file 10/5/18

Texas English Language Proficiency Assessment System (TELPAS)
2018 Assessment Report

DeBakey High School for Health Professions

No Progress Data Available

TELPAS Composite Rating

Grade	Number of Students	Beginning		Intermediate		Advanced		Advanced High		Average Composite Score
	N	N	%	N	%	N	%	N	%	
9	1	*	*	*	*	*	*	*	*	*
Total	1	*	*	*	*	*	*	*	*	*

* Less than 5 students tested

TELPAS Individual Language Domains

	Listening								Speaking								Reading								Writing							
	Beginning		Intermediate		Advanced		Advanced High		Beginning		Intermediate		Advanced		Advanced High		Beginning		Intermediate		Advanced		Advanced High		Beginning		Intermediate		Advanced		Advanced High	
Grade	N	%	N	%	N	%	N	%	N	%	N	%	N	%	N	%	N	%	N	%	N	%	N	%	N	%	N	%	N	%	N	%
9	*	*	*	*	*	*	*	*	*	*	*	*	*	*	*	*	*	*	*	*	*	*	*	*	*	*	*	*	*	*	*	*
Total	*	*	*	*	*	*	*	*	*	*	*	*	*	*	*	*	*	*	*	*	*	*	*	*	*	*	*	*	*	*	*	*

* Less than 5 students tested

Source:TELPAS data file 10/5/18

Texas English Language Proficiency Assessment System (TELPAS)
2018 Assessment Report

East Early College High School

No Progress Data Available

TELPAS Composite Rating

Grade	Number of Students	Beginning		Intermediate		Advanced		Advanced High		Average Composite Score
	N	N	%	N	%	N	%	N	%	
9	7	0	0	0	0	0	0	7	100	3.8
10	1	*	*	*	*	*	*	*	*	*
Total	8	0	0	0	0	0	0	8	100	3.8

* Less than 5 students tested

TELPAS Individual Language Domains

	Listening								Speaking								Reading								Writing							
	Beginning		Intermediate		Advanced		Advanced High		Beginning		Intermediate		Advanced		Advanced High		Beginning		Intermediate		Advanced		Advanced High		Beginning		Intermediate		Advanced		Advanced High	
Grade	N	%	N	%	N	%	N	%	N	%	N	%	N	%	N	%	N	%	N	%	N	%	N	%	N	%	N	%	N	%	N	%
9	0	0	0	0	1	14	6	86	0	0	0	0	7	100	0	0	0	0	0	0	0	0	7	100	0	0	0	0	0	0	7	100
10	*	*	*	*	*	*	*	*	*	*	*	*	*	*	*	*	*	*	*	*	*	*	*	*	*	*	*	*	*	*	*	*
Total	0	0	0	0	1	13	7	88	0	0	0	0	8	100	0	0	0	0	0	0	0	0	8	100	0	0	0	0	0	0	8	100

* Less than 5 students tested

Source:TELPAS data file 10/5/18

Texas English Language Proficiency Assessment System (TELPAS)
2018 Assessment Report

Eastwood Academy High School

No Progress Data Available

TELPAS Composite Rating

Grade	Number of Students	Beginning		Intermediate		Advanced		Advanced High		Average Composite Score
	N	N	%	N	%	N	%	N	%	
9	2	*	*	*	*	*	*	*	*	*
10	2	*	*	*	*	*	*	*	*	*
Total	4	*	*	*	*	*	*	*	*	*

* Less than 5 students tested

TELPAS Individual Language Domains

	Listening								Speaking								Reading								Writing							
	Beginning		Intermediate		Advanced		Advanced High		Beginning		Intermediate		Advanced		Advanced High		Beginning		Intermediate		Advanced		Advanced High		Beginning		Intermediate		Advanced		Advanced High	
Grade	N	%	N	%	N	%	N	%	N	%	N	%	N	%	N	%	N	%	N	%	N	%	N	%	N	%	N	%	N	%	N	%
9	*	*	*	*	*	*	*	*	*	*	*	*	*	*	*	*	*	*	*	*	*	*	*	*	*	*	*	*	*	*	*	*
10	*	*	*	*	*	*	*	*	*	*	*	*	*	*	*	*	*	*	*	*	*	*	*	*	*	*	*	*	*	*	*	*
Total	*	*	*	*	*	*	*	*	*	*	*	*	*	*	*	*	*	*	*	*	*	*	*	*	*	*	*	*	*	*	*	*

* Less than 5 students tested

Source:TELPAS data file 10/5/18

Texas English Language Proficiency Assessment System (TELPAS)
2018 Assessment Report

Energy Institute High School

No Progress Data Available

TELPAS Composite Rating

Grade	Number of Students	Beginning		Intermediate		Advanced		Advanced High		Average Composite Score
	N	N	%	N	%	N	%	N	%	
9	9	0	0	1	11	7	78	1	11	2.8
10	10	0	0	0	0	7	70	3	30	3.2
11	7	0	0	2	29	4	57	1	14	2.7
12	2	*	*	*	*	*	*	*	*	*
Total	28	0	0	4	14	19	68	5	18	2.9

* Less than 5 students tested

TELPAS Individual Language Domains

	Listening								Speaking								Reading								Writing							
	Beginning		Intermediate		Advanced		Advanced High		Beginning		Intermediate		Advanced		Advanced High		Beginning		Intermediate		Advanced		Advanced High		Beginning		Intermediate		Advanced		Advanced High	
Grade	N	%	N	%	N	%	N	%	N	%	N	%	N	%	N	%	N	%	N	%	N	%	N	%	N	%	N	%	N	%	N	%
9	0	0	2	22	6	67	1	11	1	11	1	11	7	78	0	0	0	0	4	40	4	40	2	20	0	0	2	20	7	70	1	10
10	0	0	0	0	6	60	4	40	0	0	1	10	5	50	4	40	0	0	1	10	8	80	1	10	0	0	4	40	3	30	3	30
11	0	0	2	29	3	43	2	29	1	14	0	0	5	71	1	14	0	0	4	57	3	43	0	0	0	0	5	71	2	29	0	0
12	*	*	*	*	*	*	*	*	*	*	*	*	*	*	*	*	*	*	*	*	*	*	*	*	*	*	*	*	*	*	*	*
Total	0	0	4	14	16	57	8	29	3	11	3	11	17	61	5	18	0	0	10	34	16	55	3	10	0	0	11	38	13	45	5	17

* Less than 5 students tested

Source:TELPAS data file 10/5/18

Texas English Language Proficiency Assessment System (TELPAS)
2018 Assessment Report

Energized for STEM Academy Central High School

No Progress Data Available

TELPAS Composite Rating

Grade	Number of Students	Beginning		Intermediate		Advanced		Advanced High		Average Composite Score
	N	N	%	N	%	N	%	N	%	
9	36	1	3	5	14	17	47	13	36	3.1
10	24	0	0	9	38	9	38	6	25	2.9
11	11	0	0	4	36	6	55	1	9	2.8
12	2	*	*	*	*	*	*	*	*	*
Total	73	1	1	18	25	34	47	20	27	3.0

* Less than 5 students tested

TELPAS Individual Language Domains

	Listening								Speaking								Reading								Writing							
	Beginning		Intermediate		Advanced		Advanced High		Beginning		Intermediate		Advanced		Advanced High		Beginning		Intermediate		Advanced		Advanced High		Beginning		Intermediate		Advanced		Advanced High	
Grade	N	%	N	%	N	%	N	%	N	%	N	%	N	%	N	%	N	%	N	%	N	%	N	%	N	%	N	%	N	%	N	%
9	1	3	4	11	17	47	14	39	3	8	6	17	23	64	4	11	0	0	10	28	8	22	18	50	4	11	5	14	13	36	14	39
10	0	0	5	21	14	58	5	21	4	17	6	25	12	50	2	8	1	4	7	29	11	46	5	21	0	0	6	25	10	42	8	33
11	0	0	2	18	6	55	3	27	3	27	0	0	6	55	2	18	0	0	6	55	5	45	0	0	0	0	1	9	10	91	0	0
12	*	*	*	*	*	*	*	*	*	*	*	*	*	*	*	*	*	*	*	*	*	*	*	*	*	*	*	*	*	*	*	*
Total	1	1	11	15	39	53	22	30	10	14	12	16	43	59	8	11	1	1	24	33	25	34	23	32	4	5	12	16	33	45	24	33

* Less than 5 students tested

Source:TELPAS data file 10/5/18

Texas English Language Proficiency Assessment System (TELPAS)
2018 Assessment Report

Energized for STEM Academy West High School

No Progress Data Available

TELPAS Composite Rating

Grade	Number of Students	Beginning		Intermediate		Advanced		Advanced High		Average Composite Score
	N	N	%	N	%	N	%	N	%	
9	84	12	14	25	30	30	36	17	20	2.5
10	36	0	0	10	28	17	47	9	25	3.0
11	13	0	0	5	38	7	54	1	8	2.8
12	13	0	0	2	15	7	54	4	31	3.1
Total	146	12	8	42	29	61	42	31	21	2.7

* Less than 5 students tested

TELPAS Individual Language Domains

	Listening								Speaking								Reading								Writing							
	Beginning		Intermediate		Advanced		Advanced High		Beginning		Intermediate		Advanced		Advanced High		Beginning		Intermediate		Advanced		Advanced High		Beginning		Intermediate		Advanced		Advanced High	
Grade	N	%	N	%	N	%	N	%	N	%	N	%	N	%	N	%	N	%	N	%	N	%	N	%	N	%	N	%	N	%	N	%
9	17	19	22	25	31	35	18	20	19	22	19	22	39	44	11	13	12	14	31	35	24	27	21	24	21	25	27	32	24	28	13	15
10	0	0	9	25	13	36	14	39	6	17	6	17	20	56	4	11	2	6	8	22	17	47	9	25	0	0	10	28	14	39	12	33
11	0	0	3	23	9	69	1	8	5	38	1	8	6	46	1	8	0	0	5	38	8	62	0	0	0	0	0	0	10	77	3	23
12	0	0	4	31	4	31	5	38	1	8	5	38	5	38	2	15	0	0	4	31	2	15	7	54	0	0	0	0	6	46	7	54
Total	17	11	38	25	57	38	38	25	31	21	31	21	70	47	18	12	14	9	48	32	51	34	37	25	21	14	37	25	54	37	35	24

* Less than 5 students tested

Source:TELPAS data file 10/5/18

Texas English Language Proficiency Assessment System (TELPAS)
2018 Assessment Report

Furr High School

No Progress Data Available

TELPAS Composite Rating

Grade	Number of Students	Beginning		Intermediate		Advanced		Advanced High		Average Composite Score
	N	N	%	N	%	N	%	N	%	
9	57	12	21	28	49	16	28	1	2	2.1
10	56	8	14	26	46	18	32	4	7	2.3
11	35	5	14	21	60	8	23	1	3	2.1
12	22	2	9	8	36	11	50	1	5	2.5
Total	170	27	16	83	49	53	31	7	4	2.2

* Less than 5 students tested

TELPAS Individual Language Domains

	Listening								Speaking								Reading								Writing							
	Beginning		Intermediate		Advanced		Advanced High		Beginning		Intermediate		Advanced		Advanced High		Beginning		Intermediate		Advanced		Advanced High		Beginning		Intermediate		Advanced		Advanced High	
Grade	N	%	N	%	N	%	N	%	N	%	N	%	N	%	N	%	N	%	N	%	N	%	N	%	N	%	N	%	N	%	N	%
9	24	32	27	36	21	28	3	4	40	53	15	20	18	24	2	3	17	23	40	53	15	20	3	4	17	28	21	35	21	35	1	2
10	12	19	22	35	23	37	5	8	25	40	18	29	17	27	2	3	10	17	25	42	23	38	2	3	13	22	17	29	14	24	14	24
11	8	18	24	55	9	20	3	7	16	36	10	23	16	36	2	5	10	24	20	48	9	21	3	7	8	22	17	47	8	22	3	8
12	2	8	9	38	10	42	3	13	10	42	4	17	8	33	2	8	3	14	7	32	5	23	7	32	6	26	9	39	5	22	3	13
Total	46	22	82	40	63	31	14	7	91	44	47	23	59	29	8	4	40	20	92	46	52	26	15	8	44	25	64	36	48	27	21	12

* Less than 5 students tested

Source:TELPAS data file 10/5/18

Texas English Language Proficiency Assessment System (TELPAS)
2018 Assessment Report

Houston Academy for International Studies

No Progress Data Available

TELPAS Composite Rating

Grade	Number of Students	Beginning		Intermediate		Advanced		Advanced High		Average Composite Score
	N	N	%	N	%	N	%	N	%	
6	1	*	*	*	*	*	*	*	*	*
9	2	*	*	*	*	*	*	*	*	*
10	2	*	*	*	*	*	*	*	*	*
11	1	*	*	*	*	*	*	*	*	*
Total	6	0	0	1	17	0	0	5	83	3.6

* Less than 5 students tested

TELPAS Individual Language Domains

	Listening								Speaking								Reading								Writing							
	Beginning		Intermediate		Advanced		Advanced High		Beginning		Intermediate		Advanced		Advanced High		Beginning		Intermediate		Advanced		Advanced High		Beginning		Intermediate		Advanced		Advanced High	
Grade	N	%	N	%	N	%	N	%	N	%	N	%	N	%	N	%	N	%	N	%	N	%	N	%	N	%	N	%	N	%	N	%
6	*	*	*	*	*	*	*	*	*	*	*	*	*	*	*	*	*	*	*	*	*	*	*	*	*	*	*	*	*	*	*	*
9	*	*	*	*	*	*	*	*	*	*	*	*	*	*	*	*	*	*	*	*	*	*	*	*	*	*	*	*	*	*	*	*
10	*	*	*	*	*	*	*	*	*	*	*	*	*	*	*	*	*	*	*	*	*	*	*	*	*	*	*	*	*	*	*	*
11	*	*	*	*	*	*	*	*	*	*	*	*	*	*	*	*	*	*	*	*	*	*	*	*	*	*	*	*	*	*	*	*
Total	0	0	0	0	1	17	5	83	1	17	0	0	3	50	2	33	0	0	0	0	0	0	6	100	0	0	0	0	2	33	4	67

* Less than 5 students tested

Source:TELPAS data file 10/5/18

Texas English Language Proficiency Assessment System (TELPAS)
2018 Assessment Report

Heights High School

No Progress Data Available

TELPAS Composite Rating

Grade	Number of Students	Beginning		Intermediate		Advanced		Advanced High		Average Composite Score
	N	N	%	N	%	N	%	N	%	
9	35	1	3	11	31	20	57	3	9	2.8
10	19	0	0	7	37	10	53	2	11	2.8
11	7	0	0	1	14	5	71	1	14	3.2
12	6	0	0	0	0	5	83	1	17	3.3
Total	67	1	1	19	28	40	60	7	10	2.9

* Less than 5 students tested

TELPAS Individual Language Domains

	Listening								Speaking								Reading								Writing							
	Beginning		Intermediate		Advanced		Advanced High		Beginning		Intermediate		Advanced		Advanced High		Beginning		Intermediate		Advanced		Advanced High		Beginning		Intermediate		Advanced		Advanced High	
Grade	N	%	N	%	N	%	N	%	N	%	N	%	N	%	N	%	N	%	N	%	N	%	N	%	N	%	N	%	N	%	N	%
9	1	3	11	31	19	54	4	11	6	17	6	17	20	57	3	9	4	11	17	49	12	34	2	6	1	3	3	9	15	43	16	46
10	2	11	4	21	10	53	3	16	4	21	6	32	9	47	0	0	1	5	7	37	9	47	2	11	0	0	4	21	3	16	12	63
11	0	0	1	14	5	71	1	14	1	14	0	0	6	86	0	0	0	0	1	14	5	71	1	14	0	0	0	0	0	0	7	100
12	0	0	0	0	4	67	2	33	0	0	1	17	4	67	1	17	0	0	2	33	3	50	1	17	0	0	0	0	0	0	6	100
Total	3	4	16	24	38	57	10	15	11	16	13	19	39	58	4	6	5	7	27	40	29	43	6	9	1	1	7	10	18	27	41	61

* Less than 5 students tested

Source:TELPAS data file 10/5/18

Texas English Language Proficiency Assessment System (TELPAS)
2018 Assessment Report

Sam Houston Math, Science, &Technology Center

No Progress Data Available

TELPAS Composite Rating

Grade	Number of Students	Beginning		Intermediate		Advanced		Advanced High		Average Composite Score
	N	N	%	N	%	N	%	N	%	
9	218	24	11	126	58	60	28	8	4	2.3
10	202	22	11	106	52	67	33	7	3	2.4
11	150	11	7	83	55	50	33	6	4	2.4
12	121	6	5	54	45	53	44	8	7	2.6
Total	691	63	9	369	53	230	33	29	4	2.4

* Less than 5 students tested

TELPAS Individual Language Domains

	Listening								Speaking								Reading								Writing							
	Beginning		Intermediate		Advanced		Advanced High		Beginning		Intermediate		Advanced		Advanced High		Beginning		Intermediate		Advanced		Advanced High		Beginning		Intermediate		Advanced		Advanced High	
Grade	N	%	N	%	N	%	N	%	N	%	N	%	N	%	N	%	N	%	N	%	N	%	N	%	N	%	N	%	N	%	N	%
9	41	19	117	53	56	25	6	3	116	53	60	27	42	19	2	1	36	16	111	50	59	27	14	6	19	9	47	22	57	26	95	44
10	38	19	83	41	74	37	7	3	83	41	71	35	46	23	2	1	35	17	97	48	62	31	8	4	16	8	34	17	59	29	95	47
11	28	19	75	50	43	28	5	3	52	34	48	32	51	34	0	0	24	16	76	50	42	28	9	6	10	7	34	23	47	31	60	40
12	15	12	60	49	45	37	2	2	45	37	20	16	51	42	6	5	12	10	60	49	45	37	5	4	2	2	14	11	18	15	89	72
Total	122	18	335	48	218	31	20	3	296	43	199	29	190	27	10	1	107	15	344	49	208	30	36	5	47	7	129	19	181	26	339	49

* Less than 5 students tested

Source:TELPAS data file 10/5/18

Texas English Language Proficiency Assessment System (TELPAS)
2018 Assessment Report

High School for Law and Justice

No Progress Data Available

TELPAS Composite Rating

Grade	Number of Students	Beginning		Intermediate		Advanced		Advanced High		Average Composite Score
	N	N	%	N	%	N	%	N	%	
9	5	0	0	1	20	1	20	3	60	3.3
10	2	*	*	*	*	*	*	*	*	*
11	1	*	*	*	*	*	*	*	*	*
Total	8	0	0	1	13	3	38	4	50	3.3

* Less than 5 students tested

TELPAS Individual Language Domains

	Listening								Speaking								Reading								Writing							
	Beginning		Intermediate		Advanced		Advanced High		Beginning		Intermediate		Advanced		Advanced High		Beginning		Intermediate		Advanced		Advanced High		Beginning		Intermediate		Advanced		Advanced High	
Grade	N	%	N	%	N	%	N	%	N	%	N	%	N	%	N	%	N	%	N	%	N	%	N	%	N	%	N	%	N	%	N	%
9	0	0	1	20	2	40	2	40	0	0	1	20	2	40	2	40	1	20	1	20	0	0	3	60	0	0	1	20	0	0	4	80
10	*	*	*	*	*	*	*	*	*	*	*	*	*	*	*	*	*	*	*	*	*	*	*	*	*	*	*	*	*	*	*	*
11	*	*	*	*	*	*	*	*	*	*	*	*	*	*	*	*	*	*	*	*	*	*	*	*	*	*	*	*	*	*	*	*
Total	0	0	1	13	4	50	3	38	0	0	1	13	4	50	3	38	1	13	1	13	3	38	3	38	0	0	1	13	1	13	6	75

* Less than 5 students tested

Source:TELPAS data file 10/5/18

Texas English Language Proficiency Assessment System (TELPAS)
2018 Assessment Report

H.S. for the Performing and Visual Arts

No Progress Data Available

TELPAS Composite Rating

Grade	Number of Students	Beginning		Intermediate		Advanced		Advanced High		Average Composite Score
	N	N	%	N	%	N	%	N	%	
9	1	*	*	*	*	*	*	*	*	*
Total	1	*	*	*	*	*	*	*	*	*

* Less than 5 students tested

TELPAS Individual Language Domains

	Listening								Speaking								Reading								Writing							
	Beginning		Intermediate		Advanced		Advanced High		Beginning		Intermediate		Advanced		Advanced High		Beginning		Intermediate		Advanced		Advanced High		Beginning		Intermediate		Advanced		Advanced High	
Grade	N	%	N	%	N	%	N	%	N	%	N	%	N	%	N	%	N	%	N	%	N	%	N	%	N	%	N	%	N	%	N	%
9	*	*	*	*	*	*	*	*	*	*	*	*	*	*	*	*	*	*	*	*	*	*	*	*	*	*	*	*	*	*	*	*
Total	*	*	*	*	*	*	*	*	*	*	*	*	*	*	*	*	*	*	*	*	*	*	*	*	*	*	*	*	*	*	*	*

* Less than 5 students tested

Source:TELPAS data file 10/5/18

Texas English Language Proficiency Assessment System (TELPAS)
2018 Assessment Report

Jones High School

No Progress Data Available

TELPAS Composite Rating

Grade	Number of Students	Beginning		Intermediate		Advanced		Advanced High		Average Composite Score
	N	N	%	N	%	N	%	N	%	
9	14	0	0	6	43	7	50	1	7	2.5
10	11	1	9	1	9	5	45	4	36	2.9
11	8	0	0	2	25	5	63	1	13	2.7
12	6	0	0	2	33	2	33	2	33	3.0
Total	39	1	3	11	28	19	49	8	21	2.8

* Less than 5 students tested

TELPAS Individual Language Domains

	Listening								Speaking								Reading								Writing							
	Beginning		Intermediate		Advanced		Advanced High		Beginning		Intermediate		Advanced		Advanced High		Beginning		Intermediate		Advanced		Advanced High		Beginning		Intermediate		Advanced		Advanced High	
Grade	N	%	N	%	N	%	N	%	N	%	N	%	N	%	N	%	N	%	N	%	N	%	N	%	N	%	N	%	N	%	N	%
9	0	0	4	29	9	64	1	7	5	36	2	14	6	43	1	7	1	7	5	36	7	50	1	7	1	7	6	43	6	43	1	7
10	1	9	2	18	3	27	5	45	1	9	2	18	7	64	1	9	1	9	1	9	5	45	4	36	1	9	2	18	7	64	1	9
11	0	0	3	38	4	50	1	13	0	0	1	13	7	88	0	0	1	13	4	50	1	13	2	25	1	13	3	38	2	25	2	25
12	0	0	1	17	3	50	2	33	2	33	0	0	3	50	1	17	0	0	2	33	2	33	2	33	0	0	0	0	4	67	2	33
Total	1	3	10	26	19	49	9	23	8	21	5	13	23	59	3	8	3	8	12	31	15	38	9	23	3	8	11	28	19	49	6	15

* Less than 5 students tested

Source:TELPAS data file 10/5/18

Texas English Language Proficiency Assessment System (TELPAS)
2018 Assessment Report

Jordan High School for Careers

No Progress Data Available

TELPAS Composite Rating

Grade	Number of Students	Beginning		Intermediate		Advanced		Advanced High		Average Composite Score
	N	N	%	N	%	N	%	N	%	
12	16	0	0	4	25	7	44	5	31	3.1
Total	16	0	0	4	25	7	44	5	31	3.1

* Less than 5 students tested

TELPAS Individual Language Domains

	Listening								Speaking								Reading								Writing							
	Beginning		Intermediate		Advanced		Advanced High		Beginning		Intermediate		Advanced		Advanced High		Beginning		Intermediate		Advanced		Advanced High		Beginning		Intermediate		Advanced		Advanced High	
Grade	N	%	N	%	N	%	N	%	N	%	N	%	N	%	N	%	N	%	N	%	N	%	N	%	N	%	N	%	N	%	N	%
12	0	0	3	19	7	44	6	38	3	19	3	19	8	50	2	13	0	0	1	6	10	63	5	31	0	0	1	6	9	56	6	38
Total	0	0	3	19	7	44	6	38	3	19	3	19	8	50	2	13	0	0	1	6	10	63	5	31	0	0	1	6	9	56	6	38

* Less than 5 students tested

Source:TELPAS data file 10/5/18

Texas English Language Proficiency Assessment System (TELPAS)
2018 Assessment Report

Kashmere High School

No Progress Data Available

TELPAS Composite Rating

Grade	Number of Students	Beginning		Intermediate		Advanced		Advanced High		Average Composite Score
	N	N	%	N	%	N	%	N	%	
9	40	12	30	19	48	9	23	0	0	2.0
10	23	3	13	11	48	7	30	2	9	2.4
11	17	1	6	10	59	4	24	2	12	2.5
12	5	0	0	2	40	1	20	2	40	2.9
Total	85	16	19	42	49	21	25	6	7	2.3

* Less than 5 students tested

TELPAS Individual Language Domains

	Listening								Speaking								Reading								Writing							
	Beginning		Intermediate		Advanced		Advanced High		Beginning		Intermediate		Advanced		Advanced High		Beginning		Intermediate		Advanced		Advanced High		Beginning		Intermediate		Advanced		Advanced High	
Grade	N	%	N	%	N	%	N	%	N	%	N	%	N	%	N	%	N	%	N	%	N	%	N	%	N	%	N	%	N	%	N	%
9	12	30	14	35	12	30	2	5	24	60	9	23	7	18	0	0	11	28	21	53	7	18	1	3	14	35	9	23	9	23	8	20
10	4	17	9	38	9	38	2	8	7	29	11	46	6	25	0	0	3	13	15	63	4	17	2	8	3	13	4	17	6	26	10	43
11	1	6	9	53	4	24	3	18	9	53	2	12	6	35	0	0	3	18	5	29	6	35	3	18	0	0	4	24	10	59	3	18
12	0	0	1	20	2	40	2	40	0	0	2	40	3	60	0	0	0	0	2	40	2	40	1	20	0	0	2	40	1	20	2	40
Total	17	20	33	38	27	31	9	10	40	47	24	28	22	26	0	0	17	20	43	50	19	22	7	8	17	20	19	22	26	31	23	27

* Less than 5 students tested

Source:TELPAS data file 10/5/18

Texas English Language Proficiency Assessment System (TELPAS)
2018 Assessment Report

Lamar High School

No Progress Data Available

TELPAS Composite Rating

Grade	Number of Students	Beginning		Intermediate		Advanced		Advanced High		Average Composite Score
	N	N	%	N	%	N	%	N	%	
9	61	2	3	20	33	31	51	8	13	2.7
10	30	2	7	4	13	21	70	3	10	2.8
11	28	1	4	7	25	18	64	2	7	2.9
12	26	2	8	7	27	14	54	3	12	2.8
Total	145	7	5	38	26	84	58	16	11	2.8

* Less than 5 students tested

TELPAS Individual Language Domains

	Listening								Speaking								Reading								Writing							
	Beginning		Intermediate		Advanced		Advanced High		Beginning		Intermediate		Advanced		Advanced High		Beginning		Intermediate		Advanced		Advanced High		Beginning		Intermediate		Advanced		Advanced High	
Grade	N	%	N	%	N	%	N	%	N	%	N	%	N	%	N	%	N	%	N	%	N	%	N	%	N	%	N	%	N	%	N	%
9	7	11	17	27	29	46	10	16	16	25	15	24	26	41	6	10	1	2	36	57	21	33	5	8	2	3	11	18	17	28	31	51
10	1	3	7	23	22	73	0	0	5	17	7	23	14	47	4	13	4	13	12	40	13	43	1	3	2	7	1	3	7	23	20	67
11	1	3	12	39	14	45	4	13	5	16	5	16	18	58	3	10	2	6	16	52	11	35	2	6	0	0	2	7	5	18	21	75
12	2	7	9	32	12	43	5	18	6	21	4	14	13	46	5	18	5	18	15	54	6	21	2	7	0	0	3	12	2	8	21	81
Total	11	7	45	30	77	51	19	13	32	21	31	20	71	47	18	12	12	8	79	52	51	34	10	7	4	3	17	12	31	21	93	64

* Less than 5 students tested

Source:TELPAS data file 10/5/18

Texas English Language Proficiency Assessment System (TELPAS)
2018 Assessment Report

Liberty High School

No Progress Data Available

TELPAS Composite Rating

Grade	Number of Students	Beginning		Intermediate		Advanced		Advanced High		Average Composite Score
	N	N	%	N	%	N	%	N	%	
12	291	33	11	134	46	93	32	31	11	2.3
Total	291	33	11	134	46	93	32	31	11	2.3

* Less than 5 students tested

TELPAS Individual Language Domains

	Listening								Speaking								Reading								Writing							
	Beginning		Intermediate		Advanced		Advanced High		Beginning		Intermediate		Advanced		Advanced High		Beginning		Intermediate		Advanced		Advanced High		Beginning		Intermediate		Advanced		Advanced High	
Grade	N	%	N	%	N	%	N	%	N	%	N	%	N	%	N	%	N	%	N	%	N	%	N	%	N	%	N	%	N	%	N	%
12	66	22	149	50	68	23	16	5	47	16	95	32	130	43	27	9	84	28	145	48	47	16	27	9	36	12	124	41	79	26	66	22
Total	66	22	149	50	68	23	16	5	47	16	95	32	130	43	27	9	84	28	145	48	47	16	27	9	36	12	124	41	79	26	66	22

* Less than 5 students tested

Source:TELPAS data file 10/5/18

Texas English Language Proficiency Assessment System (TELPAS)
2018 Assessment Report

Madison High School

No Progress Data Available

TELPAS Composite Rating

Grade	Number of Students	Beginning		Intermediate		Advanced		Advanced High		Average Composite Score
	N	N	%	N	%	N	%	N	%	
9	109	10	9	83	76	15	14	1	1	2.1
10	80	9	11	52	65	16	20	3	4	2.2
11	52	7	13	31	60	10	19	4	8	2.3
12	24	3	13	14	58	7	29	0	0	2.3
Total	265	29	11	180	68	48	18	8	3	2.2

* Less than 5 students tested

TELPAS Individual Language Domains

	Listening								Speaking								Reading								Writing							
	Beginning		Intermediate		Advanced		Advanced High		Beginning		Intermediate		Advanced		Advanced High		Beginning		Intermediate		Advanced		Advanced High		Beginning		Intermediate		Advanced		Advanced High	
Grade	N	%	N	%	N	%	N	%	N	%	N	%	N	%	N	%	N	%	N	%	N	%	N	%	N	%	N	%	N	%	N	%
9	19	16	53	44	41	34	7	6	82	68	29	24	9	8	0	0	22	19	69	58	22	19	5	4	11	9	42	36	41	35	23	20
10	19	23	33	41	23	28	6	7	52	64	13	16	16	20	0	0	14	17	44	54	19	23	4	5	8	10	25	30	20	24	30	36
11	14	27	17	33	15	29	6	12	26	50	13	25	11	21	2	4	11	21	23	44	12	23	6	12	5	9	20	38	11	21	17	32
12	3	12	13	50	9	35	1	4	12	46	7	27	7	27	0	0	8	32	10	40	7	28	0	0	0	0	3	12	10	38	13	50
Total	55	20	116	42	88	32	20	7	172	62	62	22	43	15	2	1	55	20	146	53	60	22	15	5	24	9	90	32	82	29	83	30

* Less than 5 students tested

Source:TELPAS data file 10/5/18

Texas English Language Proficiency Assessment System (TELPAS)
2018 Assessment Report

Middle College at HCC Fraga

No Progress Data Available

TELPAS Composite Rating

Grade	Number of Students	Beginning		Intermediate		Advanced		Advanced High		Average Composite Score
	N	N	%	N	%	N	%	N	%	
9	4	*	*	*	*	*	*	*	*	*
10	1	*	*	*	*	*	*	*	*	*
11	3	*	*	*	*	*	*	*	*	*
12	5	0	0	0	0	5	100	0	0	2.8
Total	13	0	0	2	15	8	62	3	23	3.0

* Less than 5 students tested

TELPAS Individual Language Domains

	Listening								Speaking								Reading								Writing							
	Beginning		Intermediate		Advanced		Advanced High		Beginning		Intermediate		Advanced		Advanced High		Beginning		Intermediate		Advanced		Advanced High		Beginning		Intermediate		Advanced		Advanced High	
Grade	N	%	N	%	N	%	N	%	N	%	N	%	N	%	N	%	N	%	N	%	N	%	N	%	N	%	N	%	N	%	N	%
9	*	*	*	*	*	*	*	*	*	*	*	*	*	*	*	*	*	*	*	*	*	*	*	*	*	*	*	*	*	*	*	*
10	*	*	*	*	*	*	*	*	*	*	*	*	*	*	*	*	*	*	*	*	*	*	*	*	*	*	*	*	*	*	*	*
11	*	*	*	*	*	*	*	*	*	*	*	*	*	*	*	*	*	*	*	*	*	*	*	*	*	*	*	*	*	*	*	*
12	0	0	0	0	5	100	0	0	0	0	1	20	4	80	0	0	0	0	4	80	1	20	0	0	0	0	1	20	2	40	2	40
Total	0	0	0	0	8	62	5	38	1	8	4	31	7	54	1	8	0	0	6	46	4	31	3	23	0	0	4	29	4	29	6	43

* Less than 5 students tested

Source:TELPAS data file 10/5/18

Texas English Language Proficiency Assessment System (TELPAS)
2018 Assessment Report

Middle College at HCC Gulfton

No Progress Data Available

TELPAS Composite Rating

Grade	Number of Students	Beginning		Intermediate		Advanced		Advanced High		Average Composite Score
	N	N	%	N	%	N	%	N	%	
9	6	0	0	3	50	3	50	0	0	2.7
10	10	0	0	4	40	6	60	0	0	2.8
11	6	0	0	0	0	5	83	1	17	3.2
12	6	0	0	2	33	2	33	2	33	3.1
Total	28	0	0	9	32	16	57	3	11	2.9

* Less than 5 students tested

TELPAS Individual Language Domains

	Listening								Speaking								Reading								Writing							
	Beginning		Intermediate		Advanced		Advanced High		Beginning		Intermediate		Advanced		Advanced High		Beginning		Intermediate		Advanced		Advanced High		Beginning		Intermediate		Advanced		Advanced High	
Grade	N	%	N	%	N	%	N	%	N	%	N	%	N	%	N	%	N	%	N	%	N	%	N	%	N	%	N	%	N	%	N	%
9	0	0	3	43	4	57	0	0	3	43	2	29	2	29	0	0	2	29	3	43	2	29	0	0	0	0	0	0	0	0	7	100
10	1	10	3	30	6	60	0	0	2	20	4	40	4	40	0	0	1	10	5	50	3	30	1	10	0	0	0	0	0	0	10	100
11	0	0	1	17	4	67	1	17	0	0	2	33	4	67	0	0	0	0	1	17	5	83	0	0	0	0	0	0	0	0	6	100
12	0	0	2	33	2	33	2	33	1	17	1	17	3	50	1	17	0	0	4	67	1	17	1	17	0	0	0	0	0	0	6	100
Total	1	3	9	31	16	55	3	10	6	21	9	31	13	45	1	3	3	10	13	45	11	38	2	7	0	0	0	0	0	0	29	100

* Less than 5 students tested

Source:TELPAS data file 10/5/18

Texas English Language Proficiency Assessment System (TELPAS)
2018 Assessment Report

Milby High School

No Progress Data Available

TELPAS Composite Rating

Grade	Number of Students	Beginning		Intermediate		Advanced		Advanced High		Average Composite Score
	N	N	%	N	%	N	%	N	%	
9	126	15	12	67	53	41	33	3	2	2.3
10	64	6	9	41	64	15	23	2	3	2.2
11	59	2	3	29	49	22	37	6	10	2.6
12	31	0	0	16	52	13	42	2	6	2.6
Total	280	23	8	153	55	91	33	13	5	2.4

* Less than 5 students tested

TELPAS Individual Language Domains

	Listening								Speaking								Reading								Writing							
	Beginning		Intermediate		Advanced		Advanced High		Beginning		Intermediate		Advanced		Advanced High		Beginning		Intermediate		Advanced		Advanced High		Beginning		Intermediate		Advanced		Advanced High	
Grade	N	%	N	%	N	%	N	%	N	%	N	%	N	%	N	%	N	%	N	%	N	%	N	%	N	%	N	%	N	%	N	%
9	33	25	63	48	33	25	2	2	61	47	36	27	33	25	1	1	20	15	80	60	27	20	6	5	11	8	26	20	54	41	40	31
10	17	26	34	52	12	18	2	3	34	52	17	26	14	22	0	0	16	25	41	63	7	11	1	2	3	5	20	31	21	32	21	32
11	5	8	28	47	19	32	8	13	17	28	19	32	23	38	1	2	12	20	23	38	17	28	8	13	1	2	10	17	17	29	31	53
12	3	9	6	19	22	69	1	3	8	25	9	28	14	44	1	3	6	19	18	58	5	16	2	6	0	0	4	13	8	25	20	63
Total	58	20	131	45	86	30	13	5	120	42	81	28	84	29	3	1	54	19	162	56	56	19	17	6	15	5	60	21	100	35	112	39

* Less than 5 students tested

Source:TELPAS data file 10/5/18

Texas English Language Proficiency Assessment System (TELPAS)
2018 Assessment Report

Mount Carmel Academy

No Progress Data Available

TELPAS Composite Rating

Grade	Number of Students	Beginning		Intermediate		Advanced		Advanced High		Average Composite Score
	N	N	%	N	%	N	%	N	%	
9	10	0	0	1	10	7	70	2	20	3.1
10	8	0	0	2	25	6	75	0	0	2.9
11	1	*	*	*	*	*	*	*	*	*
12	2	*	*	*	*	*	*	*	*	*
Total	21	0	0	6	29	13	62	2	10	2.9

* Less than 5 students tested

TELPAS Individual Language Domains

	Listening								Speaking								Reading								Writing							
	Beginning		Intermediate		Advanced		Advanced High		Beginning		Intermediate		Advanced		Advanced High		Beginning		Intermediate		Advanced		Advanced High		Beginning		Intermediate		Advanced		Advanced High	
Grade	N	%	N	%	N	%	N	%	N	%	N	%	N	%	N	%	N	%	N	%	N	%	N	%	N	%	N	%	N	%	N	%
9	1	10	0	0	7	70	2	20	1	10	1	10	7	70	1	10	0	0	0	0	5	50	5	50	0	0	2	20	6	60	2	20
10	0	0	2	25	6	75	0	0	0	0	2	25	4	50	2	25	0	0	3	38	5	63	0	0	0	0	1	13	6	75	1	13
11	*	*	*	*	*	*	*	*	*	*	*	*	*	*	*	*	*	*	*	*	*	*	*	*	*	*	*	*	*	*	*	*
12	*	*	*	*	*	*	*	*	*	*	*	*	*	*	*	*	*	*	*	*	*	*	*	*	*	*	*	*	*	*	*	*
Total	1	5	4	19	14	67	2	10	2	10	4	19	12	57	3	14	0	0	6	29	10	48	5	24	0	0	5	24	13	62	3	14

* Less than 5 students tested

Source:TELPAS data file 10/5/18

Texas English Language Proficiency Assessment System (TELPAS)
2018 Assessment Report

North Forest High School

No Progress Data Available

TELPAS Composite Rating

Grade	Number of Students	Beginning		Intermediate		Advanced		Advanced High		Average Composite Score
	N	N	%	N	%	N	%	N	%	
9	38	6	16	22	58	9	24	1	3	2.2
10	17	5	29	9	53	3	18	0	0	1.9
11	20	2	10	11	55	6	30	1	5	2.5
12	10	0	0	8	80	2	20	0	0	2.4
Total	85	13	15	50	59	20	24	2	2	2.2

* Less than 5 students tested

TELPAS Individual Language Domains

	Listening								Speaking								Reading								Writing							
	Beginning		Intermediate		Advanced		Advanced High		Beginning		Intermediate		Advanced		Advanced High		Beginning		Intermediate		Advanced		Advanced High		Beginning		Intermediate		Advanced		Advanced High	
Grade	N	%	N	%	N	%	N	%	N	%	N	%	N	%	N	%	N	%	N	%	N	%	N	%	N	%	N	%	N	%	N	%
9	6	15	18	45	12	30	4	10	24	60	11	28	4	10	1	3	6	15	21	54	10	26	2	5	10	26	7	18	13	33	9	23
10	4	24	9	53	4	24	0	0	13	76	2	12	2	12	0	0	5	29	10	59	2	12	0	0	4	24	4	24	5	29	4	24
11	2	10	8	40	8	40	2	10	10	50	5	25	4	20	1	5	2	10	12	60	4	20	2	10	1	5	0	0	10	48	10	48
12	1	10	5	50	4	40	0	0	5	50	2	20	3	30	0	0	2	20	7	70	0	0	1	10	1	10	0	0	4	40	5	50
Total	13	15	40	46	28	32	6	7	52	60	20	23	13	15	2	2	15	17	50	58	16	19	5	6	16	18	11	13	32	37	28	32

* Less than 5 students tested

Source:TELPAS data file 10/5/18

Texas English Language Proficiency Assessment System (TELPAS)
2018 Assessment Report

North Houston Early College High School

No Progress Data Available

TELPAS Composite Rating

Grade	Number of Students	Beginning		Intermediate		Advanced		Advanced High		Average Composite Score
	N	N	%	N	%	N	%	N	%	
9	6	0	0	0	0	0	0	6	100	3.8
10	6	0	0	1	17	2	33	3	50	3.5
11	1	*	*	*	*	*	*	*	*	*
12	1	*	*	*	*	*	*	*	*	*
Total	14	0	0	1	7	3	21	10	71	3.6

* Less than 5 students tested

TELPAS Individual Language Domains

	Listening								Speaking								Reading								Writing							
	Beginning		Intermediate		Advanced		Advanced High		Beginning		Intermediate		Advanced		Advanced High		Beginning		Intermediate		Advanced		Advanced High		Beginning		Intermediate		Advanced		Advanced High	
Grade	N	%	N	%	N	%	N	%	N	%	N	%	N	%	N	%	N	%	N	%	N	%	N	%	N	%	N	%	N	%	N	%
9	0	0	0	0	0	0	6	100	0	0	0	0	3	50	3	50	0	0	0	0	1	17	5	83	0	0	0	0	2	33	4	67
10	0	0	0	0	3	50	3	50	1	17	1	17	1	17	3	50	0	0	0	0	2	33	4	67	0	0	0	0	2	33	4	67
11	*	*	*	*	*	*	*	*	*	*	*	*	*	*	*	*	*	*	*	*	*	*	*	*	*	*	*	*	*	*	*	*
12	*	*	*	*	*	*	*	*	*	*	*	*	*	*	*	*	*	*	*	*	*	*	*	*	*	*	*	*	*	*	*	*
Total	0	0	1	7	3	21	10	71	1	7	1	7	5	36	7	50	0	0	0	0	5	36	9	64	0	0	0	0	5	36	9	64

* Less than 5 students tested

Source:TELPAS data file 10/5/18

Texas English Language Proficiency Assessment System (TELPAS)
2018 Assessment Report

Northside High School

No Progress Data Available

TELPAS Composite Rating

Grade	Number of Students	Beginning		Intermediate		Advanced		Advanced High		Average Composite Score
	N	N	%	N	%	N	%	N	%	
9	109	5	5	51	47	45	41	8	7	2.6
10	56	2	4	24	43	23	41	7	13	2.7
11	53	2	4	15	28	23	43	13	25	2.9
12	48	1	2	15	31	23	48	9	19	2.9
Total	266	10	4	105	39	114	43	37	14	2.7

* Less than 5 students tested

TELPAS Individual Language Domains

	Listening								Speaking								Reading								Writing							
	Beginning		Intermediate		Advanced		Advanced High		Beginning		Intermediate		Advanced		Advanced High		Beginning		Intermediate		Advanced		Advanced High		Beginning		Intermediate		Advanced		Advanced High	
Grade	N	%	N	%	N	%	N	%	N	%	N	%	N	%	N	%	N	%	N	%	N	%	N	%	N	%	N	%	N	%	N	%
9	14	13	35	31	51	46	12	11	36	32	29	26	42	38	5	4	8	7	48	44	39	35	15	14	6	5	30	27	52	47	22	20
10	4	7	24	41	20	34	11	19	18	31	14	24	27	46	0	0	8	14	24	42	18	32	7	12	1	2	5	9	27	47	25	43
11	4	8	14	26	20	38	15	28	6	11	16	30	27	51	4	8	4	8	22	42	16	30	11	21	0	0	10	19	16	30	27	51
12	2	4	13	27	23	47	11	22	11	22	7	14	28	57	3	6	2	4	14	29	25	52	7	15	0	0	9	18	11	22	29	59
Total	24	9	86	32	114	42	49	18	71	26	66	24	124	45	12	4	22	8	108	40	98	37	40	15	7	3	54	20	106	39	103	38

* Less than 5 students tested

Source:TELPAS data file 10/5/18

Texas English Language Proficiency Assessment System (TELPAS)
2018 Assessment Report

Scarborough High School

No Progress Data Available

TELPAS Composite Rating

Grade	Number of Students	Beginning		Intermediate		Advanced		Advanced High		Average Composite Score
	N	N	%	N	%	N	%	N	%	
9	73	13	18	42	58	15	21	3	4	2.1
10	38	5	13	16	42	12	32	5	13	2.5
11	26	3	12	13	50	9	35	1	4	2.4
12	32	2	6	11	34	16	50	3	9	2.6
Total	169	23	14	82	49	52	31	12	7	2.4

* Less than 5 students tested

TELPAS Individual Language Domains

	Listening								Speaking								Reading								Writing							
	Beginning		Intermediate		Advanced		Advanced High		Beginning		Intermediate		Advanced		Advanced High		Beginning		Intermediate		Advanced		Advanced High		Beginning		Intermediate		Advanced		Advanced High	
Grade	N	%	N	%	N	%	N	%	N	%	N	%	N	%	N	%	N	%	N	%	N	%	N	%	N	%	N	%	N	%	N	%
9	22	29	25	33	26	35	2	3	39	52	22	29	14	19	0	0	16	21	40	53	14	19	5	7	19	26	19	26	12	16	23	32
10	9	22	12	29	13	32	7	17	18	44	7	17	13	32	3	7	6	15	21	53	9	23	4	10	7	18	3	8	8	21	21	54
11	5	19	10	37	11	41	1	4	9	33	7	26	10	37	1	4	5	19	14	54	6	23	1	4	3	12	6	23	8	31	9	35
12	4	13	10	31	13	41	5	16	6	19	6	19	19	59	1	3	6	18	13	39	12	36	2	6	3	9	6	18	11	33	13	39
Total	40	23	57	33	63	36	15	9	72	41	42	24	56	32	5	3	33	19	88	51	41	24	12	7	32	19	34	20	39	23	66	39

* Less than 5 students tested

Source:TELPAS data file 10/5/18

Texas English Language Proficiency Assessment System (TELPAS)
2018 Assessment Report

Sharpstown High School

No Progress Data Available

TELPAS Composite Rating

Grade	Number of Students	Beginning		Intermediate		Advanced		Advanced High		Average Composite Score
	N	N	%	N	%	N	%	N	%	
9	314	72	23	159	51	62	20	21	7	2.1
10	180	24	13	95	53	47	26	14	8	2.3
11	70	6	9	37	53	23	33	4	6	2.3
12	114	4	4	58	51	42	37	10	9	2.5
Total	678	106	16	349	51	174	26	49	7	2.2

* Less than 5 students tested

TELPAS Individual Language Domains

	Listening								Speaking								Reading								Writing							
	Beginning		Intermediate		Advanced		Advanced High		Beginning		Intermediate		Advanced		Advanced High		Beginning		Intermediate		Advanced		Advanced High		Beginning		Intermediate		Advanced		Advanced High	
Grade	N	%	N	%	N	%	N	%	N	%	N	%	N	%	N	%	N	%	N	%	N	%	N	%	N	%	N	%	N	%	N	%
9	109	33	123	37	82	25	20	6	169	51	87	26	64	19	14	4	93	28	146	44	61	18	34	10	63	20	115	36	89	28	49	16
10	36	19	95	51	37	20	17	9	65	35	57	31	58	31	5	3	34	18	96	52	34	18	20	11	33	18	56	30	55	30	41	22
11	15	20	32	43	23	31	5	7	25	33	23	31	27	36	0	0	15	21	38	53	16	22	3	4	7	9	23	31	26	35	19	25
12	13	11	54	46	44	37	7	6	36	31	33	28	44	37	5	4	14	12	55	47	40	34	9	8	5	4	31	26	42	35	42	35
Total	173	24	304	43	186	26	49	7	295	41	200	28	193	27	24	3	156	22	335	47	151	21	66	9	108	16	225	32	212	30	151	22

* Less than 5 students tested

Source:TELPAS data file 10/5/18

Texas English Language Proficiency Assessment System (TELPAS)
2018 Assessment Report

South Early College High School

No Progress Data Available

TELPAS Composite Rating

Grade	Number of Students	Beginning		Intermediate		Advanced		Advanced High		Average Composite Score
	N	N	%	N	%	N	%	N	%	
9	8	0	0	1	13	4	50	3	38	3.1
10	5	0	0	1	20	2	40	2	40	3.1
11	3	*	*	*	*	*	*	*	*	*
Total	16	0	0	2	13	6	38	8	50	3.2

* Less than 5 students tested

TELPAS Individual Language Domains

	Listening								Speaking								Reading								Writing							
	Beginning		Intermediate		Advanced		Advanced High		Beginning		Intermediate		Advanced		Advanced High		Beginning		Intermediate		Advanced		Advanced High		Beginning		Intermediate		Advanced		Advanced High	
Grade	N	%	N	%	N	%	N	%	N	%	N	%	N	%	N	%	N	%	N	%	N	%	N	%	N	%	N	%	N	%	N	%
9	0	0	1	13	4	50	3	38	1	13	0	0	7	88	0	0	0	0	2	25	3	38	3	38	0	0	2	25	4	50	2	25
10	0	0	0	0	3	60	2	40	1	20	0	0	4	80	0	0	0	0	2	40	2	40	1	20	0	0	0	0	3	60	2	40
11	*	*	*	*	*	*	*	*	*	*	*	*	*	*	*	*	*	*	*	*	*	*	*	*	*	*	*	*	*	*	*	*
Total	0	0	1	6	7	44	8	50	2	13	0	0	13	81	1	6	0	0	4	25	6	38	6	38	0	0	2	13	8	50	6	38

* Less than 5 students tested

Source:TELPAS data file 10/5/18

Texas English Language Proficiency Assessment System (TELPAS)
2018 Assessment Report

Sterling High School

No Progress Data Available

TELPAS Composite Rating

Grade	Number of Students	Beginning		Intermediate		Advanced		Advanced High		Average Composite Score
	N	N	%	N	%	N	%	N	%	
9	90	10	11	51	57	23	26	6	7	2.3
10	46	1	2	30	65	12	26	3	7	2.5
11	17	1	6	11	65	5	29	0	0	2.3
12	14	0	0	5	36	6	43	3	21	2.8
Total	167	12	7	97	58	46	28	12	7	2.4

* Less than 5 students tested

TELPAS Individual Language Domains

	Listening								Speaking								Reading								Writing							
	Beginning		Intermediate		Advanced		Advanced High		Beginning		Intermediate		Advanced		Advanced High		Beginning		Intermediate		Advanced		Advanced High		Beginning		Intermediate		Advanced		Advanced High	
Grade	N	%	N	%	N	%	N	%	N	%	N	%	N	%	N	%	N	%	N	%	N	%	N	%	N	%	N	%	N	%	N	%
9	21	23	29	32	37	41	3	3	44	49	21	23	25	28	0	0	15	17	44	49	26	29	5	6	6	7	24	27	23	26	37	41
10	8	17	13	28	18	39	7	15	27	59	10	22	8	17	1	2	2	4	22	48	18	39	4	9	1	2	4	9	17	37	24	52
11	1	6	13	76	3	18	0	0	7	41	6	35	4	24	0	0	3	18	11	65	3	18	0	0	1	6	4	24	7	41	5	29
12	2	14	3	21	6	43	3	21	3	21	5	36	4	29	2	14	0	0	6	43	7	50	1	7	0	0	2	14	4	29	8	57
Total	32	19	58	35	64	38	13	8	81	49	42	25	41	25	3	2	20	12	83	50	54	32	10	6	8	5	34	20	51	31	74	44

* Less than 5 students tested

Source:TELPAS data file 10/5/18

Texas English Language Proficiency Assessment System (TELPAS)
2018 Assessment Report

Victory Prep Academy South

No Progress Data Available

TELPAS Composite Rating

Grade	Number of Students	Beginning		Intermediate		Advanced		Advanced High		Average Composite Score
	N	N	%	N	%	N	%	N	%	
9	14	1	7	6	43	5	36	2	14	2.5
10	5	0	0	3	60	2	40	0	0	2.5
11	3	*	*	*	*	*	*	*	*	*
12	4	*	*	*	*	*	*	*	*	*
Total	26	1	4	13	50	10	38	2	8	2.4

* Less than 5 students tested

TELPAS Individual Language Domains

	Listening								Speaking								Reading								Writing							
	Beginning		Intermediate		Advanced		Advanced High		Beginning		Intermediate		Advanced		Advanced High		Beginning		Intermediate		Advanced		Advanced High		Beginning		Intermediate		Advanced		Advanced High	
Grade	N	%	N	%	N	%	N	%	N	%	N	%	N	%	N	%	N	%	N	%	N	%	N	%	N	%	N	%	N	%	N	%
9	2	14	5	36	5	36	2	14	5	36	1	7	7	50	1	7	1	7	7	47	5	33	2	13	1	7	7	47	7	47	0	0
10	0	0	2	40	3	60	0	0	3	60	0	0	2	40	0	0	0	0	3	60	1	20	1	20	0	0	3	60	0	0	2	40
11	*	*	*	*	*	*	*	*	*	*	*	*	*	*	*	*	*	*	*	*	*	*	*	*	*	*	*	*	*	*	*	*
12	*	*	*	*	*	*	*	*	*	*	*	*	*	*	*	*	*	*	*	*	*	*	*	*	*	*	*	*	*	*	*	*
Total	2	8	12	46	9	35	3	12	10	38	2	8	13	50	1	4	2	7	15	56	7	26	3	11	1	4	14	52	10	37	2	7

* Less than 5 students tested

Source:TELPAS data file 10/5/18

Texas English Language Proficiency Assessment System (TELPAS)
2018 Assessment Report

Waltrip High School

No Progress Data Available

TELPAS Composite Rating

Grade	Number of Students	Beginning		Intermediate		Advanced		Advanced High		Average Composite Score
	N	N	%	N	%	N	%	N	%	
9	86	9	10	30	35	41	48	6	7	2.5
10	79	15	19	24	30	35	44	5	6	2.4
11	49	4	8	20	41	18	37	7	14	2.6
12	38	2	5	20	53	13	34	3	8	2.5
Total	252	30	12	94	37	107	42	21	8	2.4

* Less than 5 students tested

TELPAS Individual Language Domains

	Listening								Speaking								Reading								Writing							
	Beginning		Intermediate		Advanced		Advanced High		Beginning		Intermediate		Advanced		Advanced High		Beginning		Intermediate		Advanced		Advanced High		Beginning		Intermediate		Advanced		Advanced High	
Grade	N	%	N	%	N	%	N	%	N	%	N	%	N	%	N	%	N	%	N	%	N	%	N	%	N	%	N	%	N	%	N	%
9	12	14	33	38	35	40	8	9	23	26	20	23	38	43	7	8	9	10	44	50	30	34	5	6	13	15	22	26	41	48	10	12
10	17	21	23	28	33	41	8	10	20	25	17	21	42	52	2	2	21	26	24	30	30	37	6	7	18	23	24	30	26	33	11	14
11	6	12	18	37	18	37	7	14	9	18	9	18	26	53	5	10	6	12	22	45	15	31	6	12	7	14	14	29	17	35	11	22
12	5	13	17	44	14	36	3	8	11	28	10	26	14	36	4	10	7	18	20	53	9	24	2	5	2	5	8	21	18	46	11	28
Total	40	16	91	35	100	39	26	10	63	25	56	22	120	47	18	7	43	17	110	43	84	33	19	7	40	16	68	27	102	40	43	17

* Less than 5 students tested

Source:TELPAS data file 10/5/18

Texas English Language Proficiency Assessment System (TELPAS)
2018 Assessment Report

Booker T. Washington High School

No Progress Data Available

TELPAS Composite Rating

Grade	Number of Students	Beginning		Intermediate		Advanced		Advanced High		Average Composite Score
	N	N	%	N	%	N	%	N	%	
9	44	8	18	25	57	11	25	0	0	2.1
10	26	1	4	16	62	8	31	1	4	2.3
11	24	2	8	14	58	6	25	2	8	2.2
12	4	*	*	*	*	*	*	*	*	*
Total	98	12	12	56	57	26	27	4	4	2.2

* Less than 5 students tested

TELPAS Individual Language Domains

	Listening								Speaking								Reading								Writing							
	Beginning		Intermediate		Advanced		Advanced High		Beginning		Intermediate		Advanced		Advanced High		Beginning		Intermediate		Advanced		Advanced High		Beginning		Intermediate		Advanced		Advanced High	
Grade	N	%	N	%	N	%	N	%	N	%	N	%	N	%	N	%	N	%	N	%	N	%	N	%	N	%	N	%	N	%	N	%
9	11	25	18	41	13	30	2	5	12	27	16	36	16	36	0	0	13	30	25	57	6	14	0	0	12	25	25	52	10	21	1	2
10	1	4	10	38	12	46	3	12	6	23	8	31	11	42	1	4	4	15	19	73	2	8	1	4	9	30	10	33	9	30	2	7
11	3	12	13	52	7	28	2	8	10	40	5	20	10	40	0	0	6	24	14	56	3	12	2	8	5	21	9	38	9	38	1	4
12	*	*	*	*	*	*	*	*	*	*	*	*	*	*	*	*	*	*	*	*	*	*	*	*	*	*	*	*	*	*	*	*
Total	17	17	42	42	32	32	8	8	30	30	29	29	38	38	2	2	24	24	59	60	13	13	3	3	26	25	45	42	29	27	6	6

* Less than 5 students tested

Source:TELPAS data file 10/5/18

Texas English Language Proficiency Assessment System (TELPAS)
2018 Assessment Report

Westbury High School

No Progress Data Available

TELPAS Composite Rating

Grade	Number of Students	Beginning		Intermediate		Advanced		Advanced High		Average Composite Score
	N	N	%	N	%	N	%	N	%	
9	184	18	10	74	40	73	40	19	10	2.4
10	137	11	8	56	41	58	42	12	9	2.5
11	125	5	4	35	28	65	52	20	16	2.8
12	94	2	2	22	23	47	50	23	24	3.0
Total	540	36	7	187	35	243	45	74	14	2.6

* Less than 5 students tested

TELPAS Individual Language Domains

	Listening								Speaking								Reading								Writing							
	Beginning		Intermediate		Advanced		Advanced High		Beginning		Intermediate		Advanced		Advanced High		Beginning		Intermediate		Advanced		Advanced High		Beginning		Intermediate		Advanced		Advanced High	
Grade	N	%	N	%	N	%	N	%	N	%	N	%	N	%	N	%	N	%	N	%	N	%	N	%	N	%	N	%	N	%	N	%
9	46	25	71	38	63	34	7	4	31	17	51	27	87	47	18	10	41	22	87	47	45	24	13	7	26	14	45	24	43	23	73	39
10	30	22	57	42	37	27	13	9	23	17	40	29	63	46	11	8	29	21	55	40	43	31	10	7	10	7	47	34	44	32	38	27
11	16	13	42	34	53	42	14	11	13	10	24	19	66	53	22	18	15	12	52	42	44	35	14	11	3	2	21	17	49	39	53	42
12	7	7	33	35	42	45	12	13	7	7	11	12	47	50	29	31	6	6	40	43	33	35	15	16	2	2	11	12	23	24	58	62
Total	99	18	203	37	195	36	46	8	74	14	126	23	263	48	80	15	91	17	234	43	165	30	52	10	41	8	124	23	159	29	222	41

* Less than 5 students tested

Source:TELPAS data file 10/5/18

Texas English Language Proficiency Assessment System (TELPAS)
2018 Assessment Report

Westside High School

No Progress Data Available

TELPAS Composite Rating

Grade	Number of Students	Beginning		Intermediate		Advanced		Advanced High		Average Composite Score
	N	N	%	N	%	N	%	N	%	
9	99	5	5	36	36	48	48	10	10	2.6
10	68	4	6	24	35	33	49	7	10	2.5
11	43	3	7	9	21	22	51	9	21	2.8
12	33	0	0	7	21	20	61	6	18	2.9
Total	243	12	5	76	31	123	51	32	13	2.6

* Less than 5 students tested

TELPAS Individual Language Domains

	Listening								Speaking								Reading								Writing							
	Beginning		Intermediate		Advanced		Advanced High		Beginning		Intermediate		Advanced		Advanced High		Beginning		Intermediate		Advanced		Advanced High		Beginning		Intermediate		Advanced		Advanced High	
Grade	N	%	N	%	N	%	N	%	N	%	N	%	N	%	N	%	N	%	N	%	N	%	N	%	N	%	N	%	N	%	N	%
9	14	14	43	43	31	31	13	13	19	19	26	26	50	50	6	6	15	15	42	41	31	30	14	14	6	6	27	26	49	48	20	20
10	10	14	23	33	32	46	4	6	12	17	16	23	35	51	6	9	7	10	35	50	22	31	6	9	8	12	20	29	26	38	15	22
11	3	7	17	40	11	26	12	28	5	12	8	19	22	51	8	19	7	16	16	36	14	32	7	16	0	0	9	20	21	48	14	32
12	3	9	8	24	16	48	6	18	2	6	6	18	21	64	4	12	3	9	9	27	13	39	8	24	1	3	5	15	18	55	9	27
Total	30	12	91	37	90	37	35	14	38	15	56	23	128	52	24	10	32	13	102	41	80	32	35	14	15	6	61	25	114	46	58	23

* Less than 5 students tested

Source:TELPAS data file 10/5/18

Texas English Language Proficiency Assessment System (TELPAS)
2018 Assessment Report

Wheatley High School

No Progress Data Available

TELPAS Composite Rating

Grade	Number of Students	Beginning		Intermediate		Advanced		Advanced High		Average Composite Score
	N	N	%	N	%	N	%	N	%	
9	46	8	17	32	70	6	13	0	0	2.0
10	45	3	7	29	64	10	22	3	7	2.3
11	25	1	4	13	52	10	40	1	4	2.5
12	22	4	18	10	45	7	32	1	5	2.3
Total	138	16	12	84	61	33	24	5	4	2.2

* Less than 5 students tested

TELPAS Individual Language Domains

	Listening								Speaking								Reading								Writing							
	Beginning		Intermediate		Advanced		Advanced High		Beginning		Intermediate		Advanced		Advanced High		Beginning		Intermediate		Advanced		Advanced High		Beginning		Intermediate		Advanced		Advanced High	
Grade	N	%	N	%	N	%	N	%	N	%	N	%	N	%	N	%	N	%	N	%	N	%	N	%	N	%	N	%	N	%	N	%
9	12	26	21	45	14	30	0	0	32	68	7	15	8	17	0	0	10	21	32	68	5	11	0	0	10	22	14	30	12	26	10	22
10	3	7	22	48	17	37	4	9	25	54	8	17	12	26	1	2	9	20	23	50	14	30	0	0	4	9	10	23	12	27	18	41
11	3	12	7	28	14	56	1	4	10	40	7	28	7	28	1	4	2	8	17	68	5	20	1	4	0	0	6	24	10	40	9	36
12	7	30	8	35	7	30	1	4	10	43	5	22	6	26	2	9	10	43	9	39	4	17	0	0	1	5	4	18	11	50	6	27
Total	25	18	58	41	52	37	6	4	77	55	27	19	33	23	4	3	31	22	81	57	28	20	1	1	15	11	34	25	45	33	43	31

* Less than 5 students tested

Source:TELPAS data file 10/5/18

Texas English Language Proficiency Assessment System (TELPAS)
2018 Assessment Report

Wisdom High School

No Progress Data Available

TELPAS Composite Rating

Grade	Number of Students	Beginning		Intermediate		Advanced		Advanced High		Average Composite Score
	N	N	%	N	%	N	%	N	%	
9	394	91	23	222	56	65	16	16	4	2.0
10	290	36	12	174	60	67	23	13	4	2.2
11	219	12	5	122	56	67	31	18	8	2.4
12	161	4	2	73	45	64	40	20	12	2.6
Total	1,064	143	13	591	56	263	25	67	6	2.2

* Less than 5 students tested

TELPAS Individual Language Domains

	Listening								Speaking								Reading								Writing							
	Beginning		Intermediate		Advanced		Advanced High		Beginning		Intermediate		Advanced		Advanced High		Beginning		Intermediate		Advanced		Advanced High		Beginning		Intermediate		Advanced		Advanced High	
Grade	N	%	N	%	N	%	N	%	N	%	N	%	N	%	N	%	N	%	N	%	N	%	N	%	N	%	N	%	N	%	N	%
9	158	40	146	37	71	18	25	6	159	40	136	34	85	21	20	5	129	32	208	52	47	12	16	4	116	29	169	43	78	20	31	8
10	61	21	137	47	74	25	21	7	108	37	80	27	94	32	11	4	75	26	148	51	54	18	16	5	27	9	160	55	79	27	24	8
11	30	14	105	48	59	27	26	12	53	24	56	25	87	40	24	11	50	23	113	51	45	20	12	5	8	4	92	42	70	32	49	22
12	10	6	75	46	50	31	27	17	43	27	39	24	64	40	16	10	19	12	89	55	38	23	16	10	1	1	44	27	65	40	52	32
Total	259	24	463	43	254	24	99	9	363	34	311	29	330	31	71	7	273	25	558	52	184	17	60	6	152	14	465	44	292	27	156	15

* Less than 5 students tested

Source:TELPAS data file 10/5/18

Texas English Language Proficiency Assessment System (TELPAS)
2018 Assessment Report

Worthing High School

No Progress Data Available

TELPAS Composite Rating

Grade	Number of Students	Beginning		Intermediate		Advanced		Advanced High		Average Composite Score
	N	N	%	N	%	N	%	N	%	
9	31	5	16	18	58	7	23	1	3	2.2
10	15	1	7	7	47	2	13	5	33	2.7
11	13	0	0	7	54	6	46	0	0	2.5
12	7	0	0	2	29	1	14	4	57	3.1
Total	66	6	9	34	52	16	24	10	15	2.5

* Less than 5 students tested

TELPAS Individual Language Domains

	Listening								Speaking								Reading								Writing							
	Beginning		Intermediate		Advanced		Advanced High		Beginning		Intermediate		Advanced		Advanced High		Beginning		Intermediate		Advanced		Advanced High		Beginning		Intermediate		Advanced		Advanced High	
Grade	N	%	N	%	N	%	N	%	N	%	N	%	N	%	N	%	N	%	N	%	N	%	N	%	N	%	N	%	N	%	N	%
9	6	19	14	45	10	32	1	3	17	55	5	16	9	29	0	0	8	26	18	58	4	13	1	3	2	6	11	35	12	39	6	19
10	2	13	5	33	5	33	3	20	4	27	4	27	5	33	2	13	2	13	5	33	5	33	3	20	1	7	3	20	1	7	10	67
11	0	0	8	57	5	36	1	7	4	29	5	36	5	36	0	0	3	21	7	50	3	21	1	7	1	8	3	23	3	23	6	46
12	1	14	2	29	2	29	2	29	1	14	1	14	4	57	1	14	0	0	2	29	3	43	2	29	0	0	0	0	1	14	6	86
Total	9	13	29	43	22	33	7	10	26	39	15	22	23	34	3	4	13	19	32	48	15	22	7	10	4	6	17	26	17	26	28	42

* Less than 5 students tested

Source:TELPAS data file 10/5/18

Texas English Language Proficiency Assessment System (TELPAS)
2018 Assessment Report

Yates High School

No Progress Data Available

TELPAS Composite Rating

Grade	Number of Students	Beginning		Intermediate		Advanced		Advanced High		Average Composite Score
	N	N	%	N	%	N	%	N	%	
9	15	0	0	9	60	4	27	2	13	2.3
10	10	0	0	5	50	3	30	2	20	2.6
11	5	1	20	2	40	2	40	0	0	2.2
12	4	*	*	*	*	*	*	*	*	*
Total	34	1	3	18	53	10	29	5	15	2.4

* Less than 5 students tested

TELPAS Individual Language Domains

	Listening								Speaking								Reading								Writing							
	Beginning		Intermediate		Advanced		Advanced High		Beginning		Intermediate		Advanced		Advanced High		Beginning		Intermediate		Advanced		Advanced High		Beginning		Intermediate		Advanced		Advanced High	
Grade	N	%	N	%	N	%	N	%	N	%	N	%	N	%	N	%	N	%	N	%	N	%	N	%	N	%	N	%	N	%	N	%
9	0	0	8	53	6	40	1	7	6	40	3	20	6	40	0	0	4	27	6	40	3	20	2	13	3	20	6	40	4	27	2	13
10	0	0	4	40	5	50	1	10	2	20	2	20	5	50	1	10	1	10	6	60	2	20	1	10	0	0	5	50	3	30	2	20
11	0	0	2	40	2	40	1	20	2	40	2	40	1	20	0	0	1	20	3	60	1	20	0	0	1	20	2	40	2	40	0	0
12	*	*	*	*	*	*	*	*	*	*	*	*	*	*	*	*	*	*	*	*	*	*	*	*	*	*	*	*	*	*	*	*
Total	1	3	14	41	16	47	3	9	10	29	9	26	13	38	2	6	6	18	18	53	7	21	3	9	5	15	14	41	9	26	6	18

* Less than 5 students tested

Source:TELPAS data file 10/5/18

Campus Level Reports
K-8 and Multilevel Schools
TELPAS Performance
Spring 2018

Texas English Language Proficiency Assessment System (TELPAS)
2018 Assessment Report

Baylor College of Medicine Biotech Academy at Rusk

No Progress Data Available

TELPAS Composite Rating

Grade	Number of Students	Beginning		Intermediate		Advanced		Advanced High		Average Composite Score
	N	N	%	N	%	N	%	N	%	
4	10	1	10	2	20	6	60	1	10	2.6
5	15	1	7	1	7	8	53	5	33	3.0
6	31	0	0	4	13	21	68	6	19	3.0
7	13	0	0	5	38	7	54	1	8	2.8
8	4	*	*	*	*	*	*	*	*	*
Total	73	2	3	12	16	45	62	14	19	2.9

* Less than 5 students tested

TELPAS Individual Language Domains

	Listening								Speaking								Reading								Writing							
	Beginning		Intermediate		Advanced		Advanced High		Beginning		Intermediate		Advanced		Advanced High		Beginning		Intermediate		Advanced		Advanced High		Beginning		Intermediate		Advanced		Advanced High	
Grade	N	%	N	%	N	%	N	%	N	%	N	%	N	%	N	%	N	%	N	%	N	%	N	%	N	%	N	%	N	%	N	%
4	1	10	5	50	2	20	2	20	0	0	2	20	7	70	1	10	1	10	4	40	4	40	1	10	3	30	3	30	2	20	2	20
5	1	7	5	33	7	47	2	13	0	0	2	13	10	67	3	20	1	7	3	20	6	40	5	33	1	7	3	20	1	7	10	67
6	0	0	4	13	16	52	11	35	0	0	4	13	21	68	6	19	1	3	9	29	13	42	8	26	0	0	18	58	7	23	6	19
7	0	0	2	15	7	54	4	31	2	15	2	15	9	69	0	0	0	0	5	38	6	46	2	15	1	8	4	31	6	46	2	15
8	*	*	*	*	*	*	*	*	*	*	*	*	*	*	*	*	*	*	*	*	*	*	*	*	*	*	*	*	*	*	*	*
Total	2	3	16	22	35	48	20	27	2	3	10	14	50	68	11	15	3	4	22	30	31	42	17	23	5	7	28	38	19	26	21	29

* Less than 5 students tested

Source:TELPAS data file 10/5/18

Texas English Language Proficiency Assessment System (TELPAS)
2018 Assessment Report

Briarmeadow Charter School

No Progress Data Available

TELPAS Composite Rating

Grade	Number of Students	Beginning		Intermediate		Advanced		Advanced High		Average Composite Score
	N	N	%	N	%	N	%	N	%	
K	37	2	5	7	19	16	43	12	32	2.9
1	36	3	8	5	14	14	39	14	39	3.0
2	23	0	0	6	26	14	61	3	13	2.9
3	21	0	0	2	10	8	38	11	52	3.3
4	18	0	0	1	6	15	83	2	11	3.0
5	12	0	0	1	8	4	33	7	58	3.5
7	1	*	*	*	*	*	*	*	*	*
8	1	*	*	*	*	*	*	*	*	*
Total	149	5	3	22	15	71	48	51	34	3.1

* Less than 5 students tested

TELPAS Individual Language Domains

	Listening								Speaking								Reading								Writing							
	Beginning		Intermediate		Advanced		Advanced High		Beginning		Intermediate		Advanced		Advanced High		Beginning		Intermediate		Advanced		Advanced High		Beginning		Intermediate		Advanced		Advanced High	
Grade	N	%	N	%	N	%	N	%	N	%	N	%	N	%	N	%	N	%	N	%	N	%	N	%	N	%	N	%	N	%	N	%
K	2	5	9	24	13	35	13	35	3	8	9	24	12	32	13	35	3	8	9	24	11	30	14	38	6	16	6	16	14	38	11	30
1	3	8	6	17	14	39	13	36	3	8	6	17	16	44	11	31	3	8	5	14	13	36	15	42	4	11	15	42	4	11	13	36
2	0	0	4	17	7	30	12	52	0	0	11	48	10	43	2	9	2	9	8	35	9	39	4	17	1	4	7	30	11	48	4	17
3	0	0	1	5	7	33	13	62	1	5	2	10	13	62	5	24	1	5	4	19	10	48	6	29	0	0	0	0	8	38	13	62
4	0	0	6	33	9	50	3	17	0	0	3	17	11	61	4	22	0	0	4	22	11	61	3	17	0	0	2	11	13	72	3	17
5	0	0	2	15	5	38	6	46	1	8	0	0	9	69	3	23	0	0	1	8	5	38	7	54	0	0	0	0	3	25	9	75
7	*	*	*	*	*	*	*	*	*	*	*	*	*	*	*	*	*	*	*	*	*	*	*	*	*	*	*	*	*	*	*	*
8	*	*	*	*	*	*	*	*	*	*	*	*	*	*	*	*	*	*	*	*	*	*	*	*	*	*	*	*	*	*	*	*
Total	5	3	28	19	55	37	62	41	8	5	31	21	71	47	40	27	9	6	31	21	59	39	51	34	11	7	30	20	54	36	54	36

* Less than 5 students tested

Source:TELPAS data file 10/5/18

Texas English Language Proficiency Assessment System (TELPAS)
2018 Assessment Report

Community Services

No Progress Data Available

TELPAS Composite Rating

Grade	Number of Students	Beginning		Intermediate		Advanced		Advanced High		Average Composite Score
	N	N	%	N	%	N	%	N	%	
K	2	*	*	*	*	*	*	*	*	*
3	2	*	*	*	*	*	*	*	*	*
5	1	*	*	*	*	*	*	*	*	*
9	25	15	60	10	40	0	0	0	0	1.4
10	1	*	*	*	*	*	*	*	*	*
Total	31	17	55	13	42	1	3	0	0	1.5

* Less than 5 students tested

TELPAS Individual Language Domains

	Listening								Speaking								Reading								Writing							
	Beginning		Intermediate		Advanced		Advanced High		Beginning		Intermediate		Advanced		Advanced High		Beginning		Intermediate		Advanced		Advanced High		Beginning		Intermediate		Advanced		Advanced High	
Grade	N	%	N	%	N	%	N	%	N	%	N	%	N	%	N	%	N	%	N	%	N	%	N	%	N	%	N	%	N	%	N	%
K	*	*	*	*	*	*	*	*	*	*	*	*	*	*	*	*	*	*	*	*	*	*	*	*	*	*	*	*	*	*	*	*
3	*	*	*	*	*	*	*	*	*	*	*	*	*	*	*	*	*	*	*	*	*	*	*	*	*	*	*	*	*	*	*	*
5	*	*	*	*	*	*	*	*	*	*	*	*	*	*	*	*	*	*	*	*	*	*	*	*	*	*	*	*	*	*	*	*
9	22	88	3	12	0	0	0	0	9	36	13	52	3	12	0	0	16	64	9	36	0	0	0	0	23	70	10	30	0	0	0	0
10	*	*	*	*	*	*	*	*	*	*	*	*	*	*	*	*	*	*	*	*	*	*	*	*	*	*	*	*	*	*	*	*
12	0		0		0		0		0		0		0		0		0		0		0		0		*	*	*	*	*	*	*	*
Total	23	72	5	16	3	9	1	3	13	41	15	47	4	13	0	0	20	63	11	34	0	0	1	3	25	63	12	30	3	8	0	0

* Less than 5 students tested

Source:TELPAS data file 10/5/18

Texas English Language Proficiency Assessment System (TELPAS)
2018 Assessment Report

Garden Oaks Montessori

No Progress Data Available

TELPAS Composite Rating

Grade	Number of Students	Beginning		Intermediate		Advanced		Advanced High		Average Composite Score
	N	N	%	N	%	N	%	N	%	
K	24	10	42	13	54	1	4	0	0	1.4
1	19	5	26	14	74	0	0	0	0	1.5
2	26	0	0	9	35	14	54	3	12	2.7
3	24	1	4	7	29	15	63	1	4	2.7
4	18	1	6	7	39	9	50	1	6	2.6
5	28	0	0	9	32	11	39	8	29	2.9
6	8	0	0	3	38	4	50	1	13	2.6
7	12	0	0	2	17	7	58	3	25	3.0
8	2	*	*	*	*	*	*	*	*	*
Total	161	17	11	64	40	63	39	17	11	2.4

* Less than 5 students tested

TELPAS Individual Language Domains

	Listening								Speaking								Reading								Writing							
	Beginning		Intermediate		Advanced		Advanced High		Beginning		Intermediate		Advanced		Advanced High		Beginning		Intermediate		Advanced		Advanced High		Beginning		Intermediate		Advanced		Advanced High	
Grade	N	%	N	%	N	%	N	%	N	%	N	%	N	%	N	%	N	%	N	%	N	%	N	%	N	%	N	%	N	%	N	%
K	10	42	12	50	2	8	0	0	10	42	12	50	2	8	0	0	19	79	4	17	1	4	0	0	21	88	3	13	0	0	0	0
1	1	5	16	84	2	11	0	0	5	26	12	63	2	11	0	0	17	89	2	11	0	0	0	0	17	89	2	11	0	0	0	0
2	1	4	5	19	12	46	8	31	2	8	14	54	9	35	1	4	4	15	8	31	11	42	3	12	3	12	9	35	8	31	6	23
3	1	4	7	29	8	33	8	33	3	13	8	33	12	50	1	4	5	21	11	46	7	29	1	4	2	8	2	8	10	40	11	44
4	3	17	11	61	3	17	1	6	1	6	4	22	12	67	1	6	4	22	9	50	4	22	1	6	0	0	2	12	8	47	7	41
5	3	11	8	29	13	46	4	14	2	7	7	25	16	57	3	11	3	11	9	32	6	21	10	36	1	4	7	25	4	14	16	57
6	2	25	2	25	2	25	2	25	0	0	7	88	1	13	0	0	1	13	3	38	3	38	1	13	0	0	2	25	2	25	4	50
7	0	0	3	25	6	50	3	25	0	0	5	42	7	58	0	0	0	0	2	17	5	42	5	42	0	0	2	17	6	50	4	33
8	*	*	*	*	*	*	*	*	*	*	*	*	*	*	*	*	*	*	*	*	*	*	*	*	*	*	*	*	*	*	*	*
Total	21	13	64	40	49	30	27	17	23	14	69	43	63	39	6	4	53	33	49	30	38	24	21	13	44	27	29	18	39	24	49	30

* Less than 5 students tested

Source:TELPAS data file 10/5/18

Texas English Language Proficiency Assessment System (TELPAS)
2018 Assessment Report

Gregory-Lincoln Education Center

No Progress Data Available

TELPAS Composite Rating

Grade	Number of Students	Beginning		Intermediate		Advanced		Advanced High		Average Composite Score
	N	N	%	N	%	N	%	N	%	
K	8	8	100	0	0	0	0	0	0	1.0
1	12	8	67	2	17	1	8	1	8	1.5
2	10	0	0	7	70	1	10	2	20	2.4
3	10	0	0	5	50	4	40	1	10	2.6
4	13	0	0	4	31	6	46	3	23	2.9
5	21	0	0	7	33	8	38	6	29	2.8
6	12	0	0	1	8	8	67	3	25	3.1
7	9	0	0	3	33	6	67	0	0	2.8
8	11	1	9	3	27	7	64	0	0	2.7
Total	106	17	16	32	30	41	39	16	15	2.5

* Less than 5 students tested

TELPAS Individual Language Domains

	Listening								Speaking								Reading								Writing							
	Beginning		Intermediate		Advanced		Advanced High		Beginning		Intermediate		Advanced		Advanced High		Beginning		Intermediate		Advanced		Advanced High		Beginning		Intermediate		Advanced		Advanced High	
Grade	N	%	N	%	N	%	N	%	N	%	N	%	N	%	N	%	N	%	N	%	N	%	N	%	N	%	N	%	N	%	N	%
K	7	88	1	13	0	0	0	0	8	100	0	0	0	0	0	0	8	100	0	0	0	0	0	0	8	100	0	0	0	0	0	0
1	6	50	4	33	1	8	1	8	8	67	2	17	1	8	1	8	10	83	0	0	2	17	0	0	9	75	1	8	2	17	0	0
2	0	0	5	45	3	27	3	27	1	9	6	55	2	18	2	18	4	33	6	50	2	17	0	0	3	27	5	45	3	27	0	0
3	0	0	3	30	3	30	4	40	1	10	4	40	5	50	0	0	1	10	5	50	3	30	1	10	2	20	4	40	3	30	1	10
4	1	8	5	38	3	23	4	31	0	0	1	8	7	54	5	38	2	13	7	47	3	20	3	20	1	7	4	29	7	50	2	14
5	0	0	5	24	14	67	2	10	1	5	9	43	7	33	4	19	3	14	6	29	6	29	6	29	1	5	5	24	10	48	5	24
6	0	0	0	0	8	67	4	33	1	8	4	33	7	58	0	0	0	0	4	33	5	42	3	25	0	0	1	8	3	25	8	67
7	0	0	2	22	6	67	1	11	1	11	3	33	5	56	0	0	0	0	3	33	5	56	1	11	1	11	0	0	5	56	3	33
8	1	9	2	18	7	64	1	9	4	36	0	0	7	64	0	0	0	0	7	64	4	36	0	0	1	9	1	9	4	36	5	45
Total	15	14	27	25	45	42	20	19	25	23	29	27	41	38	12	11	28	25	38	35	30	27	14	13	26	24	21	19	37	34	24	22

* Less than 5 students tested

Source:TELPAS data file 10/5/18

Texas English Language Proficiency Assessment System (TELPAS)
2018 Assessment Report

Inspired for Excellence Academy West

No Progress Data Available

TELPAS Composite Rating

Grade	Number of Students	Beginning		Intermediate		Advanced		Advanced High		Average Composite Score
	N	N	%	N	%	N	%	N	%	
5	21	3	14	10	48	6	29	2	10	2.2
6	65	6	9	47	72	12	18	0	0	2.1
7	43	5	12	33	77	5	12	0	0	2.1
8	41	1	2	23	56	17	41	0	0	2.3
Total	170	15	9	113	66	40	24	2	1	2.1

* Less than 5 students tested

TELPAS Individual Language Domains

	Listening								Speaking								Reading								Writing							
	Beginning		Intermediate		Advanced		Advanced High		Beginning		Intermediate		Advanced		Advanced High		Beginning		Intermediate		Advanced		Advanced High		Beginning		Intermediate		Advanced		Advanced High	
Grade	N	%	N	%	N	%	N	%	N	%	N	%	N	%	N	%	N	%	N	%	N	%	N	%	N	%	N	%	N	%	N	%
5	7	33	9	43	3	14	2	10	7	33	7	33	5	24	2	10	3	14	13	62	4	19	1	5	3	14	7	33	8	38	3	14
6	18	26	40	58	10	14	1	1	17	25	40	58	12	17	0	0	29	45	32	49	4	6	0	0	12	17	11	16	25	36	21	30
7	9	21	26	60	7	16	1	2	6	14	33	77	4	9	0	0	21	49	17	40	4	9	1	2	9	21	13	30	10	23	11	26
8	4	10	14	34	20	49	3	7	10	24	24	59	7	17	0	0	6	15	34	83	1	2	0	0	3	7	15	37	12	29	11	27
Total	38	22	89	51	40	23	7	4	40	23	104	60	28	16	2	1	59	35	96	56	13	8	2	1	27	16	46	26	55	32	46	26

* Less than 5 students tested

Source:TELPAS data file 10/5/18

Texas English Language Proficiency Assessment System (TELPAS)
2018 Assessment Report

Las Americas Middle School

No Progress Data Available

TELPAS Composite Rating

Grade	Number of Students	Beginning		Intermediate		Advanced		Advanced High		Average Composite Score
	N	N	%	N	%	N	%	N	%	
4	16	11	69	5	31	0	0	0	0	1.4
5	32	18	56	13	41	1	3	0	0	1.5
6	46	19	41	26	57	1	2	0	0	1.5
7	56	21	38	31	55	2	4	2	4	1.7
8	73	32	44	34	47	7	10	0	0	1.7
Total	223	101	45	109	49	11	5	2	1	1.6

* Less than 5 students tested

TELPAS Individual Language Domains

	Listening								Speaking								Reading								Writing							
	Beginning		Intermediate		Advanced		Advanced High		Beginning		Intermediate		Advanced		Advanced High		Beginning		Intermediate		Advanced		Advanced High		Beginning		Intermediate		Advanced		Advanced High	
Grade	N	%	N	%	N	%	N	%	N	%	N	%	N	%	N	%	N	%	N	%	N	%	N	%	N	%	N	%	N	%	N	%
4	11	69	4	25	1	6	0	0	10	63	6	38	0	0	0	0	9	56	7	44	0	0	0	0	14	88	2	13	0	0	0	0
5	21	66	11	34	0	0	0	0	14	44	14	44	4	13	0	0	16	50	14	44	2	6	0	0	25	78	7	22	0	0	0	0
6	28	60	17	36	2	4	0	0	11	23	30	64	6	13	0	0	28	60	19	40	0	0	0	0	36	78	10	22	0	0	0	0
7	32	57	19	34	3	5	2	4	9	16	40	71	6	11	1	2	30	54	23	41	1	2	2	4	32	57	22	39	2	4	0	0
8	43	56	24	31	7	9	3	4	19	25	38	49	20	26	0	0	32	42	39	51	6	8	0	0	45	61	27	36	2	3	0	0
Total	135	59	75	33	13	6	5	2	63	28	128	56	36	16	1	0	115	50	102	45	9	4	2	1	152	68	68	30	4	2	0	0

* Less than 5 students tested

Source:TELPAS data file 10/5/18

Texas English Language Proficiency Assessment System (TELPAS)
2018 Assessment Report

Mickey Leland College Preparatory Academy

No Progress Data Available

TELPAS Composite Rating

Grade	Number of Students	Beginning		Intermediate		Advanced		Advanced High		Average Composite Score
	N	N	%	N	%	N	%	N	%	
6	7	0	0	2	29	5	71	0	0	2.7
7	7	0	0	0	0	6	86	1	14	2.9
8	4	*	*	*	*	*	*	*	*	*
9	2	*	*	*	*	*	*	*	*	*
10	5	0	0	0	0	5	100	0	0	3.0
11	1	*	*	*	*	*	*	*	*	*
12	1	*	*	*	*	*	*	*	*	*
Total	27	0	0	4	15	22	81	1	4	2.9

* Less than 5 students tested

TELPAS Individual Language Domains

	Listening								Speaking								Reading								Writing							
	Beginning		Intermediate		Advanced		Advanced High		Beginning		Intermediate		Advanced		Advanced High		Beginning		Intermediate		Advanced		Advanced High		Beginning		Intermediate		Advanced		Advanced High	
Grade	N	%	N	%	N	%	N	%	N	%	N	%	N	%	N	%	N	%	N	%	N	%	N	%	N	%	N	%	N	%	N	%
6	0	0	3	43	0	0	4	57	0	0	2	29	5	71	0	0	0	0	3	43	3	43	1	14	0	0	6	86	1	14	0	0
7	0	0	0	0	4	57	3	43	0	0	1	14	6	86	0	0	0	0	3	43	2	29	2	29	0	0	4	57	2	29	1	14
8	*	*	*	*	*	*	*	*	*	*	*	*	*	*	*	*	*	*	*	*	*	*	*	*	*	*	*	*	*	*	*	*
9	*	*	*	*	*	*	*	*	*	*	*	*	*	*	*	*	*	*	*	*	*	*	*	*	*	*	*	*	*	*	*	*
10	0	0	0	0	3	60	2	40	0	0	0	0	5	100	0	0	0	0	0	0	5	100	0	0	0	0	3	60	1	20	1	20
11	*	*	*	*	*	*	*	*	*	*	*	*	*	*	*	*	*	*	*	*	*	*	*	*	*	*	*	*	*	*	*	*
12	*	*	*	*	*	*	*	*	*	*	*	*	*	*	*	*	*	*	*	*	*	*	*	*	*	*	*	*	*	*	*	*
Total	0	0	3	11	9	33	15	56	2	7	6	22	19	70	0	0	0	0	8	30	14	52	5	19	0	0	16	59	8	30	3	11

* Less than 5 students tested

Source:TELPAS data file 10/5/18

Texas English Language Proficiency Assessment System (TELPAS)
2018 Assessment Report

Jane Long Academy

No Progress Data Available

TELPAS Composite Rating

Grade	Number of Students	Beginning		Intermediate		Advanced		Advanced High		Average Composite Score
	N	N	%	N	%	N	%	N	%	
6	101	6	6	63	62	29	29	3	3	2.3
7	126	10	8	62	49	44	35	10	8	2.4
8	155	12	8	68	44	65	42	10	6	2.4
9	6	0	0	1	17	2	33	3	50	3.3
11	3	*	*	*	*	*	*	*	*	*
Total	391	28	7	194	50	141	36	28	7	2.4

* Less than 5 students tested

TELPAS Individual Language Domains

	Listening								Speaking								Reading								Writing							
	Beginning		Intermediate		Advanced		Advanced High		Beginning		Intermediate		Advanced		Advanced High		Beginning		Intermediate		Advanced		Advanced High		Beginning		Intermediate		Advanced		Advanced High	
Grade	N	%	N	%	N	%	N	%	N	%	N	%	N	%	N	%	N	%	N	%	N	%	N	%	N	%	N	%	N	%	N	%
6	13	13	42	41	32	31	16	16	23	22	37	36	41	40	2	2	42	41	47	46	14	14	0	0	10	10	44	44	31	31	16	16
7	13	10	42	33	53	41	20	16	31	24	54	42	42	33	1	1	36	28	60	47	23	18	10	8	13	10	44	33	41	31	34	26
8	24	15	42	27	58	37	33	21	37	24	68	43	48	31	4	3	27	17	91	58	34	22	5	3	24	15	37	24	53	34	41	26
9	0	0	0	0	3	50	3	50	1	17	0	0	4	67	1	17	0	0	1	17	2	33	3	50	0	0	0	0	4	67	2	33
11	*	*	*	*	*	*	*	*	*	*	*	*	*	*	*	*	*	*	*	*	*	*	*	*	*	*	*	*	*	*	*	*
Total	50	13	126	32	148	37	73	18	92	23	159	40	137	35	9	2	105	26	199	50	74	19	20	5	47	12	125	31	129	32	96	24

* Less than 5 students tested

Source:TELPAS data file 10/5/18

Texas English Language Proficiency Assessment System (TELPAS)
2018 Assessment Report

Pilgrim Academy

No Progress Data Available

TELPAS Composite Rating

Grade	Number of Students	Beginning		Intermediate		Advanced		Advanced High		Average Composite Score
	N	N	%	N	%	N	%	N	%	
K	86	79	92	7	8	0	0	0	0	1.2
1	104	50	48	21	20	30	29	3	3	1.8
2	102	8	8	46	45	41	40	7	7	2.4
3	113	7	6	34	30	50	44	22	19	2.7
4	101	3	3	37	37	48	48	13	13	2.7
5	82	5	6	11	13	44	54	22	27	3.0
6	49	5	10	13	27	26	53	5	10	2.6
7	40	2	5	10	25	19	48	9	23	2.8
8	32	2	6	10	31	16	50	4	13	2.6
Total	709	161	23	189	27	274	39	85	12	2.4

* Less than 5 students tested

TELPAS Individual Language Domains

	Listening								Speaking								Reading								Writing							
	Beginning		Intermediate		Advanced		Advanced High		Beginning		Intermediate		Advanced		Advanced High		Beginning		Intermediate		Advanced		Advanced High		Beginning		Intermediate		Advanced		Advanced High	
Grade	N	%	N	%	N	%	N	%	N	%	N	%	N	%	N	%	N	%	N	%	N	%	N	%	N	%	N	%	N	%	N	%
K	42	49	43	50	1	1	0	0	80	93	5	6	1	1	0	0	84	98	2	2	0	0	0	0	86	100	0	0	0	0	0	0
1	45	43	18	17	37	36	4	4	52	50	20	19	29	28	3	3	56	54	19	18	25	24	4	4	64	62	21	20	16	15	3	3
2	17	17	39	38	36	35	11	11	5	5	57	55	32	31	9	9	31	30	38	37	27	26	7	7	15	15	39	38	23	23	25	25
3	8	7	28	25	54	47	24	21	8	7	26	23	62	54	18	16	22	19	42	37	27	24	23	20	25	22	19	17	44	39	24	21
4	13	13	47	47	31	31	10	10	7	7	30	30	49	49	15	15	6	6	41	41	30	30	24	24	13	13	27	27	29	29	32	32
5	8	10	26	32	30	37	18	22	8	10	25	30	41	50	8	10	6	7	14	17	29	35	33	40	7	9	8	10	21	26	46	56
6	6	12	14	28	25	50	5	10	3	6	25	50	18	36	4	8	8	16	18	36	14	28	10	20	7	14	10	20	24	48	9	18
7	5	13	10	25	21	53	4	10	4	10	14	35	18	45	4	10	5	13	10	25	15	38	10	25	2	5	8	20	10	25	20	50
8	2	6	14	44	11	34	5	16	5	16	15	47	10	31	2	6	3	9	13	41	15	47	1	3	2	6	9	28	7	22	14	44
Total	146	21	239	34	246	35	81	11	172	24	217	30	260	37	63	9	221	31	197	28	182	26	112	16	221	31	141	20	174	25	173	24

* Less than 5 students tested

Source:TELPAS data file 10/5/18

Texas English Language Proficiency Assessment System (TELPAS)
2018 Assessment Report

Billy Reagan K-8 Educational Center

No Progress Data Available

TELPAS Composite Rating

Grade	Number of Students	Beginning		Intermediate		Advanced		Advanced High		Average Composite Score
	N	N	%	N	%	N	%	N	%	
K	53	38	72	14	26	1	2	0	0	1.2
1	73	20	27	45	62	8	11	0	0	1.7
2	67	3	4	42	63	22	33	0	0	2.2
3	72	0	0	21	29	43	60	8	11	2.8
4	60	0	0	27	45	31	52	2	3	2.5
5	49	1	2	16	33	27	55	5	10	2.7
6	32	0	0	7	22	20	63	5	16	2.9
7	27	0	0	5	19	18	67	4	15	2.9
8	13	0	0	3	23	4	31	6	46	3.1
Total	446	62	14	180	40	174	39	30	7	2.3

* Less than 5 students tested

TELPAS Individual Language Domains

	Listening								Speaking								Reading								Writing							
	Beginning		Intermediate		Advanced		Advanced High		Beginning		Intermediate		Advanced		Advanced High		Beginning		Intermediate		Advanced		Advanced High		Beginning		Intermediate		Advanced		Advanced High	
Grade	N	%	N	%	N	%	N	%	N	%	N	%	N	%	N	%	N	%	N	%	N	%	N	%	N	%	N	%	N	%	N	%
K	34	64	17	32	2	4	0	0	39	74	11	21	3	6	0	0	45	85	8	15	0	0	0	0	48	91	5	9	0	0	0	0
1	18	25	47	64	8	11	0	0	30	41	35	48	8	11	0	0	33	45	31	42	9	12	0	0	43	59	28	38	2	3	0	0
2	4	6	38	57	23	34	2	3	5	7	28	42	26	39	8	12	23	33	36	52	9	13	1	1	19	28	24	36	23	34	1	1
3	2	3	19	26	29	40	22	31	3	4	22	31	39	54	8	11	11	15	25	35	23	32	13	18	1	1	17	24	36	50	18	25
4	6	10	34	56	19	31	2	3	2	3	19	31	38	62	2	3	7	11	30	48	22	35	3	5	2	3	28	46	17	28	14	23
5	5	10	19	39	18	37	7	14	3	6	16	33	24	49	6	12	3	6	17	35	20	41	9	18	5	10	8	16	29	59	7	14
6	0	0	8	24	17	52	8	24	2	6	13	39	17	52	1	3	2	6	14	44	12	38	4	13	0	0	3	9	18	55	12	36
7	0	0	8	30	11	41	8	30	0	0	11	41	15	56	1	4	1	4	9	33	12	44	5	19	1	4	3	11	15	56	8	30
8	0	0	4	31	3	23	6	46	0	0	5	38	8	62	0	0	1	8	4	31	2	15	6	46	0	0	0	0	5	38	8	62
Total	69	15	194	43	130	29	55	12	84	19	160	36	178	40	26	6	126	28	174	39	109	24	41	9	119	27	116	26	145	32	68	15

* Less than 5 students tested

Source:TELPAS data file 10/5/18

Texas English Language Proficiency Assessment System (TELPAS)
2018 Assessment Report

The Rice School/La Escuela Rice

No Progress Data Available

TELPAS Composite Rating

Grade	Number of Students	Beginning		Intermediate		Advanced		Advanced High		Average Composite Score
	N	N	%	N	%	N	%	N	%	
K	29	3	10	14	48	12	41	0	0	2.2
1	26	0	0	2	8	13	50	11	42	3.3
2	27	0	0	5	19	16	59	6	22	3.1
3	27	0	0	6	22	12	44	9	33	3.1
4	23	0	0	5	22	10	43	8	35	3.0
5	9	0	0	1	11	5	56	3	33	3.1
6	10	0	0	0	0	5	50	5	50	3.3
7	14	0	0	4	29	8	57	2	14	2.8
8	7	0	0	0	0	5	71	2	29	3.2
Total	172	3	2	37	22	86	50	46	27	3.0

* Less than 5 students tested

TELPAS Individual Language Domains

	Listening								Speaking								Reading								Writing							
	Beginning		Intermediate		Advanced		Advanced High		Beginning		Intermediate		Advanced		Advanced High		Beginning		Intermediate		Advanced		Advanced High		Beginning		Intermediate		Advanced		Advanced High	
Grade	N	%	N	%	N	%	N	%	N	%	N	%	N	%	N	%	N	%	N	%	N	%	N	%	N	%	N	%	N	%	N	%
K	2	7	14	48	13	45	0	0	4	14	12	41	13	45	0	0	7	24	11	38	11	38	0	0	13	45	7	24	9	31	0	0
1	0	0	0	0	6	23	20	77	0	0	0	0	10	38	16	62	1	4	4	15	9	35	12	46	2	8	12	46	9	35	3	12
2	0	0	5	19	11	41	11	41	0	0	11	41	13	48	3	11	2	7	4	15	13	48	8	30	1	4	5	19	8	30	13	48
3	0	0	2	7	9	33	16	59	0	0	9	33	15	56	3	11	0	0	6	22	7	26	14	52	5	19	5	19	10	37	7	26
4	1	4	5	22	11	48	6	26	0	0	5	22	14	61	4	17	1	4	7	30	8	35	7	30	1	4	5	22	6	26	11	48
5	0	0	3	33	4	44	2	22	0	0	1	11	7	78	1	11	0	0	1	11	4	44	4	44	0	0	4	44	1	11	4	44
6	0	0	1	10	4	40	5	50	0	0	2	20	8	80	0	0	0	0	3	30	4	40	3	30	0	0	0	0	3	30	7	70
7	0	0	2	14	7	50	5	36	1	7	2	14	11	79	0	0	1	7	3	21	8	57	2	14	2	14	6	43	3	21	3	21
8	0	0	0	0	3	43	4	57	0	0	1	14	5	71	1	14	0	0	5	71	1	14	1	14	0	0	0	0	2	29	5	71
Total	3	2	32	19	68	40	69	40	5	3	43	25	96	56	28	16	12	7	44	26	65	38	51	30	24	14	44	26	51	30	53	31

* Less than 5 students tested

Source:TELPAS data file 10/5/18

Texas English Language Proficiency Assessment System (TELPAS)
2018 Assessment Report

T. H. Rogers School

No Progress Data Available

TELPAS Composite Rating

Grade	Number of Students	Beginning		Intermediate		Advanced		Advanced High		Average Composite Score
	N	N	%	N	%	N	%	N	%	
K	11	0	0	5	45	6	55	0	0	2.5
1	13	0	0	0	0	4	31	9	69	3.7
2	3	*	*	*	*	*	*	*	*	*
3	3	*	*	*	*	*	*	*	*	*
4	1	*	*	*	*	*	*	*	*	*
Total	31	0	0	6	19	13	42	12	39	3.2

* Less than 5 students tested

TELPAS Individual Language Domains

	Listening								Speaking								Reading								Writing							
	Beginning		Intermediate		Advanced		Advanced High		Beginning		Intermediate		Advanced		Advanced High		Beginning		Intermediate		Advanced		Advanced High		Beginning		Intermediate		Advanced		Advanced High	
Grade	N	%	N	%	N	%	N	%	N	%	N	%	N	%	N	%	N	%	N	%	N	%	N	%	N	%	N	%	N	%	N	%
K	0	0	3	27	8	73	0	0	0	0	5	45	6	55	0	0	0	0	6	55	5	45	0	0	0	0	7	64	4	36	0	0
1	0	0	0	0	4	31	9	69	0	0	0	0	4	31	9	69	0	0	0	0	4	31	9	69	0	0	0	0	4	31	9	69
2	*	*	*	*	*	*	*	*	*	*	*	*	*	*	*	*	*	*	*	*	*	*	*	*	*	*	*	*	*	*	*	*
3	*	*	*	*	*	*	*	*	*	*	*	*	*	*	*	*	*	*	*	*	*	*	*	*	*	*	*	*	*	*	*	*
4	*	*	*	*	*	*	*	*	*	*	*	*	*	*	*	*	*	*	*	*	*	*	*	*	*	*	*	*	*	*	*	*
Total	0	0	3	10	14	45	14	45	0	0	7	23	14	45	10	32	0	0	7	23	11	35	13	42	0	0	10	32	9	29	12	39

* Less than 5 students tested

Source:TELPAS data file 10/5/18

Texas English Language Proficiency Assessment System (TELPAS)
2018 Assessment Report

Secondary DAEP

No Progress Data Available

No Proficiency Data Available

TELPAS Individual Language Domains

	Listening								Speaking								Reading								Writing							
	Beginning		Intermediate		Advanced		Advanced High		Beginning		Intermediate		Advanced		Advanced High		Beginning		Intermediate		Advanced		Advanced High		Beginning		Intermediate		Advanced		Advanced High	
Grade	N	%	N	%	N	%	N	%	N	%	N	%	N	%	N	%	N	%	N	%	N	%	N	%	N	%	N	%	N	%	N	%
6	*	*	*	*	*	*	*	*	*	*	*	*	*	*	*	*	*	*	*	*	*	*	*	*	0		0		0		0	
Total	*	*	*	*	*	*	*	*	*	*	*	*	*	*	*	*	*	*	*	*	*	*	*	*	0		0		0		0	

* Less than 5 students tested

Source: TELPAS data file 10/5/18

Texas English Language Proficiency Assessment System (TELPAS)
2018 Assessment Report

Sharpstown International School

No Progress Data Available

TELPAS Composite Rating

Grade	Number of Students	Beginning		Intermediate		Advanced		Advanced High		Average Composite Score
	N	N	%	N	%	N	%	N	%	
6	28	1	4	1	4	14	50	12	43	3.3
7	23	0	0	1	4	7	30	15	65	3.5
8	26	1	4	2	8	11	42	12	46	3.2
9	15	0	0	4	27	7	47	4	27	3.0
10	7	1	14	0	0	4	57	2	29	3.0
11	6	0	0	0	0	3	50	3	50	3.4
12	5	0	0	0	0	3	60	2	40	3.4
Total	110	3	3	8	7	49	45	50	45	3.3

* Less than 5 students tested

TELPAS Individual Language Domains

	Listening								Speaking								Reading								Writing							
	Beginning		Intermediate		Advanced		Advanced High		Beginning		Intermediate		Advanced		Advanced High		Beginning		Intermediate		Advanced		Advanced High		Beginning		Intermediate		Advanced		Advanced High	
Grade	N	%	N	%	N	%	N	%	N	%	N	%	N	%	N	%	N	%	N	%	N	%	N	%	N	%	N	%	N	%	N	%
6	2	7	1	4	11	39	14	50	0	0	3	11	16	57	9	32	1	4	6	21	7	25	14	50	2	7	4	14	5	18	17	61
7	0	0	1	4	5	22	17	74	0	0	1	4	17	74	5	22	0	0	4	17	7	30	12	52	0	0	0	0	6	26	17	74
8	1	4	2	8	4	15	19	73	2	8	2	8	16	62	6	23	1	4	7	27	13	50	5	19	2	8	1	4	10	38	13	50
9	0	0	2	13	9	60	4	27	0	0	2	13	11	73	2	13	0	0	8	53	3	20	4	27	2	13	4	27	3	20	6	40
10	1	14	0	0	4	57	2	29	0	0	1	14	2	29	4	57	1	14	3	43	1	14	2	29	1	14	0	0	4	57	2	29
11	0	0	0	0	4	67	2	33	0	0	0	0	4	67	2	33	0	0	1	17	2	33	3	50	0	0	1	17	1	17	4	67
12	0	0	0	0	4	80	1	20	0	0	0	0	2	40	3	60	0	0	1	20	2	40	2	40	0	0	0	0	3	60	2	40
Total	4	4	6	5	41	37	59	54	2	2	9	8	68	62	31	28	3	3	30	27	35	32	42	38	7	6	10	9	32	29	61	55

* Less than 5 students tested

Source:TELPAS data file 10/5/18

Texas English Language Proficiency Assessment System (TELPAS)
2018 Assessment Report

SOAR Center

No Progress Data Available

TELPAS Composite Rating

Grade	Number of Students	Beginning		Intermediate		Advanced		Advanced High		Average Composite Score
	N	N	%	N	%	N	%	N	%	
4	1	*	*	*	*	*	*	*	*	*
6	1	*	*	*	*	*	*	*	*	*
Total	2	*	*	*	*	*	*	*	*	*

* Less than 5 students tested

TELPAS Individual Language Domains

	Listening								Speaking								Reading								Writing							
	Beginning		Intermediate		Advanced		Advanced High		Beginning		Intermediate		Advanced		Advanced High		Beginning		Intermediate		Advanced		Advanced High		Beginning		Intermediate		Advanced		Advanced High	
Grade	N	%	N	%	N	%	N	%	N	%	N	%	N	%	N	%	N	%	N	%	N	%	N	%	N	%	N	%	N	%	N	%
4	*	*	*	*	*	*	*	*	*	*	*	*	*	*	*	*	*	*	*	*	*	*	*	*	*	*	*	*	*	*	*	*
6	*	*	*	*	*	*	*	*	*	*	*	*	*	*	*	*	*	*	*	*	*	*	*	*	*	*	*	*	*	*	*	*
Total	*	*	*	*	*	*	*	*	*	*	*	*	*	*	*	*	*	*	*	*	*	*	*	*	*	*	*	*	*	*	*	*

* Less than 5 students tested

Source:TELPAS data file 10/5/18

Texas English Language Proficiency Assessment System (TELPAS)
2018 Assessment Report

Texas Connections Academy at Houston

No Progress Data Available

TELPAS Composite Rating

Grade	Number of Students	Beginning		Intermediate		Advanced		Advanced High		Average Composite Score
	N	N	%	N	%	N	%	N	%	
3	6	0	0	1	17	3	50	2	33	3.2
4	6	0	0	0	0	2	33	4	67	3.5
5	9	0	0	1	11	1	11	7	78	3.6
6	5	0	0	0	0	1	20	4	80	3.6
7	7	0	0	1	14	1	14	5	71	3.5
8	3	*	*	*	*	*	*	*	*	*
9	2	*	*	*	*	*	*	*	*	*
10	3	*	*	*	*	*	*	*	*	*
11	2	*	*	*	*	*	*	*	*	*
12	2	*	*	*	*	*	*	*	*	*
Total	45	0	0	4	9	11	24	30	67	3.5

* Less than 5 students tested

TELPAS Individual Language Domains

	Listening								Speaking								Reading								Writing							
	Beginning		Intermediate		Advanced		Advanced High		Beginning		Intermediate		Advanced		Advanced High		Beginning		Intermediate		Advanced		Advanced High		Beginning		Intermediate		Advanced		Advanced High	
Grade	N	%	N	%	N	%	N	%	N	%	N	%	N	%	N	%	N	%	N	%	N	%	N	%	N	%	N	%	N	%	N	%
3	0	0	0	0	2	33	4	67	0	0	3	50	2	33	1	17	1	17	1	17	0	0	4	67	0	0	1	14	4	57	2	29
4	0	0	1	14	1	14	5	71	1	14	2	29	2	29	2	29	0	0	1	14	3	43	3	43	0	0	0	0	3	43	4	57
5	0	0	1	11	3	33	5	56	1	11	0	0	8	89	0	0	0	0	0	0	0	0	9	100	0	0	0	0	0	0	9	100
6	0	0	0	0	2	40	3	60	0	0	0	0	5	100	0	0	0	0	1	20	0	0	4	80	0	0	0	0	0	0	6	100
7	0	0	0	0	0	0	7	100	1	14	1	14	3	43	2	29	0	0	0	0	0	0	7	100	0	0	0	0	8	100	0	0
8	0	0	0	0	1	13	7	88	1	13	1	13	6	75	0	0	0	0	1	13	3	38	4	50	*	*	*	*	*	*	*	*
9	0	0	0	0	2	40	3	60	1	20	1	20	1	20	2	40	0	0	1	20	2	40	2	40	*	*	*	*	*	*	*	*
10	*	*	*	*	*	*	*	*	*	*	*	*	*	*	*	*	*	*	*	*	*	*	*	*	0	0	0	0	2	40	3	60
11	*	*	*	*	*	*	*	*	*	*	*	*	*	*	*	*	*	*	*	*	*	*	*	*	0	0	0	0	2	40	3	60
12	*	*	*	*	*	*	*	*	*	*	*	*	*	*	*	*	*	*	*	*	*	*	*	*	*	*	*	*	*	*	*	*
Total	0	0	3	6	13	24	38	70	5	9	10	19	30	56	9	17	1	2	6	11	11	20	36	67	0	0	2	4	23	40	32	56

Texas English Language Proficiency Assessment System (TELPAS)
2018 Assessment Report

Wharton Dual Language Academy

No Progress Data Available

TELPAS Composite Rating

Grade	Number of Students	Beginning		Intermediate		Advanced		Advanced High		Average Composite Score
	N	N	%	N	%	N	%	N	%	
K	33	7	21	26	79	0	0	0	0	1.7
1	37	2	5	8	22	9	24	18	49	3.0
2	30	0	0	16	53	11	37	3	10	2.6
3	25	0	0	3	12	14	56	8	32	3.1
4	23	0	0	2	9	13	57	8	35	3.2
5	24	0	0	1	4	7	29	16	67	3.4
6	4	*	*	*	*	*	*	*	*	*
Total	176	9	5	56	32	56	32	55	31	2.8

* Less than 5 students tested

TELPAS Individual Language Domains

	Listening								Speaking								Reading								Writing							
	Beginning		Intermediate		Advanced		Advanced High		Beginning		Intermediate		Advanced		Advanced High		Beginning		Intermediate		Advanced		Advanced High		Beginning		Intermediate		Advanced		Advanced High	
Grade	N	%	N	%	N	%	N	%	N	%	N	%	N	%	N	%	N	%	N	%	N	%	N	%	N	%	N	%	N	%	N	%
K	5	15	13	39	11	33	4	12	7	21	15	45	8	24	3	9	33	100	0	0	0	0	0	0	30	91	3	9	0	0	0	0
1	1	3	6	16	9	24	21	57	2	5	7	19	8	22	20	54	7	19	9	24	13	35	8	22	6	16	11	30	12	32	8	22
2	0	0	7	23	15	50	8	27	2	7	10	33	17	57	1	3	2	7	19	63	4	13	5	17	3	10	19	63	7	23	1	3
3	0	0	3	12	10	40	12	48	0	0	3	12	17	68	5	20	2	8	7	28	9	36	7	28	1	4	8	32	10	40	6	24
4	0	0	6	26	11	48	6	26	1	4	1	4	21	91	0	0	0	0	6	26	10	43	7	30	0	0	2	9	3	13	18	78
5	0	0	2	8	12	50	10	42	1	4	1	4	17	71	5	21	0	0	4	17	5	21	15	63	0	0	3	13	1	4	20	83
6	*	*	*	*	*	*	*	*	*	*	*	*	*	*	*	*	*	*	*	*	*	*	*	*	*	*	*	*	*	*	*	*
Total	6	3	37	21	69	39	64	36	13	7	38	22	91	52	34	19	44	25	46	26	43	24	43	24	40	23	46	26	33	19	57	32

* Less than 5 students tested

Source:TELPAS data file 10/5/18

Texas English Language Proficiency Assessment System (TELPAS)
2018 Assessment Report

Wilson Montessori School

No Progress Data Available

TELPAS Composite Rating

Grade	Number of Students	Beginning		Intermediate		Advanced		Advanced High		Average Composite Score
	N	N	%	N	%	N	%	N	%	
K	20	18	90	2	10	0	0	0	0	1.1
1	14	6	43	6	43	2	14	0	0	1.9
2	14	1	7	4	29	8	57	1	7	2.5
3	15	0	0	4	27	7	47	4	27	2.9
4	11	1	9	5	45	3	27	2	18	2.6
5	7	0	0	1	14	5	71	1	14	3.0
6	6	0	0	2	33	3	50	1	17	2.8
7	4	*	*	*	*	*	*	*	*	*
8	2	*	*	*	*	*	*	*	*	*
Total	93	26	28	24	26	33	35	10	11	2.3

* Less than 5 students tested

TELPAS Individual Language Domains

	Listening								Speaking								Reading								Writing							
	Beginning		Intermediate		Advanced		Advanced High		Beginning		Intermediate		Advanced		Advanced High		Beginning		Intermediate		Advanced		Advanced High		Beginning		Intermediate		Advanced		Advanced High	
Grade	N	%	N	%	N	%	N	%	N	%	N	%	N	%	N	%	N	%	N	%	N	%	N	%	N	%	N	%	N	%	N	%
K	18	90	2	10	0	0	0	0	18	90	2	10	0	0	0	0	19	95	1	5	0	0	0	0	19	95	1	5	0	0	0	0
1	0	0	5	36	9	64	0	0	6	43	6	43	2	14	0	0	7	50	5	36	2	14	0	0	7	50	6	43	1	7	0	0
2	1	7	1	7	9	64	3	21	2	14	8	57	3	21	1	7	2	14	7	50	3	21	2	14	2	14	3	21	9	64	0	0
3	0	0	2	13	7	47	6	40	0	0	8	53	7	47	0	0	1	7	7	47	2	13	5	33	0	0	4	27	7	47	4	27
4	2	18	3	27	3	27	3	27	1	9	3	27	6	55	1	9	2	18	4	36	2	18	3	27	1	9	4	36	4	36	2	18
5	0	0	2	29	4	57	1	14	0	0	0	0	3	43	4	57	0	0	3	43	3	43	1	14	0	0	2	29	4	57	1	14
6	0	0	3	50	1	17	2	33	0	0	4	67	2	33	0	0	1	17	1	17	4	67	0	0	0	0	0	0	2	33	4	67
7	*	*	*	*	*	*	*	*	*	*	*	*	*	*	*	*	*	*	*	*	*	*	*	*	*	*	*	*	*	*	*	*
8	*	*	*	*	*	*	*	*	*	*	*	*	*	*	*	*	*	*	*	*	*	*	*	*	*	*	*	*	*	*	*	*
Total	21	23	18	19	36	39	18	19	27	29	32	34	28	30	6	6	32	34	30	32	20	22	11	12	29	31	20	22	30	32	14	15

* Less than 5 students tested

Source:TELPAS data file 10/5/18

Texas English Language Proficiency Assessment System (TELPAS)
2018 Assessment Report

Carter Woodson School

No Progress Data Available

TELPAS Composite Rating

Grade	Number of Students	Beginning		Intermediate		Advanced		Advanced High		Average Composite Score
	N	N	%	N	%	N	%	N	%	
K	4	*	*	*	*	*	*	*	*	*
1	1	*	*	*	*	*	*	*	*	*
2	6	0	0	4	67	2	33	0	0	2.2
3	4	*	*	*	*	*	*	*	*	*
4	5	0	0	2	40	3	60	0	0	2.4
5	4	*	*	*	*	*	*	*	*	*
6	8	0	0	2	25	5	63	1	13	2.6
7	2	*	*	*	*	*	*	*	*	*
8	7	1	14	2	29	3	43	1	14	2.4
Total	41	6	15	16	39	15	37	4	10	2.3

* Less than 5 students tested

TELPAS Individual Language Domains

	Listening								Speaking								Reading								Writing							
	Beginning		Intermediate		Advanced		Advanced High		Beginning		Intermediate		Advanced		Advanced High		Beginning		Intermediate		Advanced		Advanced High		Beginning		Intermediate		Advanced		Advanced High	
Grade	N	%	N	%	N	%	N	%	N	%	N	%	N	%	N	%	N	%	N	%	N	%	N	%	N	%	N	%	N	%	N	%
K	*	*	*	*	*	*	*	*	*	*	*	*	*	*	*	*	*	*	*	*	*	*	*	*	*	*	*	*	*	*	*	*
1	*	*	*	*	*	*	*	*	*	*	*	*	*	*	*	*	*	*	*	*	*	*	*	*	*	*	*	*	*	*	*	*
2	0	0	3	50	3	50	0	0	1	17	3	50	2	33	0	0	2	33	3	50	1	17	0	0	1	17	4	67	0	0	1	17
3	*	*	*	*	*	*	*	*	*	*	*	*	*	*	*	*	*	*	*	*	*	*	*	*	*	*	*	*	*	*	*	*
4	0	0	2	40	3	60	0	0	2	40	1	20	2	40	0	0	0	0	3	60	2	40	0	0	0	0	3	60	1	20	1	20
5	*	*	*	*	*	*	*	*	*	*	*	*	*	*	*	*	*	*	*	*	*	*	*	*	*	*	*	*	*	*	*	*
6	0	0	3	38	5	63	0	0	0	0	3	38	4	50	1	13	1	13	2	25	3	38	2	25	1	13	5	63	2	25	0	0
7	*	*	*	*	*	*	*	*	*	*	*	*	*	*	*	*	*	*	*	*	*	*	*	*	*	*	*	*	*	*	*	*
8	1	14	2	29	3	43	1	14	1	14	3	43	3	43	0	0	2	29	4	57	1	14	0	0	1	14	1	14	3	43	2	29
Total	7	17	14	34	18	44	2	5	9	22	18	44	13	32	1	2	11	27	17	41	9	22	4	10	9	22	17	41	8	20	7	17

* Less than 5 students tested

Source:TELPAS data file 10/5/18

Texas English Language Proficiency Assessment System (TELPAS)
2018 Assessment Report

Young Women's College Preparatory Academy

No Progress Data Available

TELPAS Composite Rating

Grade	Number of Students	Beginning		Intermediate		Advanced		Advanced High		Average Composite Score
	N	N	%	N	%	N	%	N	%	
6	6	0	0	0	0	2	33	4	67	3.5
7	1	*	*	*	*	*	*	*	*	*
8	2	*	*	*	*	*	*	*	*	*
9	1	*	*	*	*	*	*	*	*	*
10	2	*	*	*	*	*	*	*	*	*
Total	12	0	0	0	0	4	33	8	67	3.4

* Less than 5 students tested

TELPAS Individual Language Domains

	Listening								Speaking								Reading								Writing							
	Beginning		Intermediate		Advanced		Advanced High		Beginning		Intermediate		Advanced		Advanced High		Beginning		Intermediate		Advanced		Advanced High		Beginning		Intermediate		Advanced		Advanced High	
Grade	N	%	N	%	N	%	N	%	N	%	N	%	N	%	N	%	N	%	N	%	N	%	N	%	N	%	N	%	N	%	N	%
6	0	0	0	0	2	33	4	67	0	0	0	0	6	100	0	0	0	0	0	0	1	17	5	83	0	0	0	0	4	67	2	33
7	*	*	*	*	*	*	*	*	*	*	*	*	*	*	*	*	*	*	*	*	*	*	*	*	*	*	*	*	*	*	*	*
8	*	*	*	*	*	*	*	*	*	*	*	*	*	*	*	*	*	*	*	*	*	*	*	*	*	*	*	*	*	*	*	*
9	*	*	*	*	*	*	*	*	*	*	*	*	*	*	*	*	*	*	*	*	*	*	*	*	*	*	*	*	*	*	*	*
10	*	*	*	*	*	*	*	*	*	*	*	*	*	*	*	*	*	*	*	*	*	*	*	*	*	*	*	*	*	*	*	*
Total	0	0	1	8	3	25	8	67	0	0	0	0	11	92	1	8	0	0	1	8	4	33	7	58	0	0	0	0	6	50	6	50

* Less than 5 students tested

Source:TELPAS data file 10/5/18

TELPAS Schools Index

Alcott 28
Almeda 29
Anderson 30
Arabic School 31
Ashford 32
Askew 33
Atherton 34
Attucks 190
Austin 230
Barrick 35
Bastian 36
BCM Academy 191
Bell 37
Bellaire 231
Bellfort ECC 23
Benavidez 38
Benbrook 39
Berry 40
Black 192
Blackshear 41
Bonham 42
Bonner 43
Braeburn 44
Briargrove 45
Briarmeadow 274
Briscoe 46
Brookline 47
Browning 48
Bruce 49
Burbank ES 50
Burbank MS 193
Burnet 51
Burrus 52
Bush 53
Cage 54
Carnegie V 232
Carrillo 55
Challenge HS 233
Chavez 234
Clifton 195
Codwell 56
Community Services 275
Condit 57
Cook 58
Coop 59
Cornelius 60
Crespo 61
Crockett 62
Cullen 196
Cunningham 63
DAEP 286
Daily 64
Dávila 65
De Anda 67
Deady 197
DeBakey 235
DeChaumes 66
DeZavala 68
Dogan 69
Durham 70
Durkee 71
East Early College HS 236
Eastwood Acad 237
Edison 198
Eliot 72
Elmore 73
Elrod 74
Emerson 75
Energized for Excellence ES 76
Energized for Excellence MS 199
Energized STEM SE HS 239
Energized STEM SE MS 200
Energized STEM SW HS 240
Energized STEM SW MS 201
Energy Institute 238
Field 77
Fleming 202
Foerster 78
Fondren ES 79
Fondren MS 203
Fonville 204
Fonwood ECC 24
Forest Brook 205
Foster 80
Fraga MCHS 253
Franklin 81
Frost 82
Furr 241
Gallegos 83
Garcia 84
Garden Oaks 276
Garden Villas 85
Golfcrest 86
Gregg 87
Gregory-Lincoln Ed Center 277
Grissom 88
Gross 89
Gulfton MCHS 254
Halpin ECC 25

TELPAS Schools Index

Hamilton 206
Harris, J.R. 90
Harris, R.P. 91
Hartman 207
Hartsfield 92
Harvard 93
Heights HS 243
Helms 94
Henderson, J.P. 95
Henderson, N.Q. 96
Henry 208
Herod 97
Herrera 98
High School Ahead 209
Highland Heights 99
Hilliard 100
Hines-Caldwell 101
HISD 21
Hobby 102
Hogg 210
Holland 211
Horn 103
Houston Academy Intl Studies 242
Houston MST Center 244
HS Law Enforcement 245
HSPVA 246
Inspired for Excellence West 278
Isaacs 104
Jackson 218
Janowski 105
Jefferson 106
Johnston 217
Jones HS 247
Jordan 248
Kandy Stripe Academy 107
Kashmere 249
Kashmere Gardens 108
Kelso 109
Kennedy 110
Ketelsen 111
Key 212
Kolter 112
Lamar 250
Lanier 213
Lantrip 113
Las Americas 279
Laurenzo ECC 26
Law 114
Lawson 214
Lewis 115
Liberty 251
Lockhart 116
Long 281
Longfellow 117
Looscan 118
Love 119
Lovett 120
Lyons 121
MacGregor 122
Mading 123
Madison 252
Mandarin School 124
Marshall ES 125
Marshall MS 215
Martínez, C. 126
Martínez, R. 127
McGowen 128
McNamara 129
McReynolds 216
Memorial 130
Milby 255
Milne 131
Mitchell 132
Montgomery 133
Moreno 134
Mount Carmel 256
Neff ECC 27
Neff ES 135
North Forest 257
North Houston Early College HS 258
Northline 136
Northside 259
Oak Forest 137
Oates 138
Ortiz 219
Osborne 139
Paige 140
Park Place 141
Parker 142
Patterson 143
Peck 144
Pershing 220
Petersen 145
Pilgrim 282
Pin Oak 221
Piney Point 146
Pleasantville 147
Poe 148
Port Houston 149

TELPAS Schools Index

Project Chrysalis 194
Pugh 150
Reagan K-8 283
Red 151
Revere 222
Reynolds 152
Rice School 284
River Oaks 153
Roberts 154
Robinson 155
Rodríguez 156
Rogers 285
Roosevelt 157
Ross 158
Rucker 159
Rusk 273
Sánchez 160
Scarborough ES 161
Scarborough HS 260
Scroggins 163
Seguin 164
Shadowbriar 165
Shadydale 166
Sharpstown HS 261
Sharpstown International 287
Shearn 167
Sherman 168
Sinclair 169
Smith, K. 170
SOAR Ctr 288
South ECHS 262
Southmayd 171
St. George Place 162
Sterling 263
Stevens 172
Stevenson 223
Sugar Grove 224
Sutton 173
Tanglewood 225
Texas Connections 289
Thomas 226
Thompson 174
Tijerina 175
Tinsley 176
Travis 177
Twain 178
V Prep South 264
Valley West 179
Wainwright 180
Walnut Bend 181
Waltrip 265
Washington 266
Welch 227
Wesley 182
West Briar 228
West University 183
Westbury 267
Westside 268
Wharton 290
Wheatley 269
Whidby 184
White, E. 185
White, M. 186
Whittier 187
Williams 229
Wilson 291
Windsor Village 188
Wisdon 270
Woodson 292
Worthing 271
Yates 272
Young Men's College Prep 280
Young Women's College Prep 293
Young, E.M. 189