

**RIVERSIDE UNIFIED SCHOOL DISTRICT
EDUCATIONAL SERVICES DIVISION**

**Academic Oversight Board Subcommittee Meeting
August 22, 2018
2:30 p.m. – 4:30 p.m.
District Office, 3380 14th Street, Riverside, CA 92501
Conference Room 3**

A G E N D A

As required by Government Code 54957.5, agenda materials can be reviewed by the public at the District's Administrative Offices, Reception Area, First Floor, 3380 Fourteenth Street, Riverside, California.

Call Meeting to Order

Public Input

The subcommittee will consider requests from the public to comment. Comments should be limited to three minutes or less. If you wish to address the subcommittee concerning an item already on the agenda, please indicate your desire to do so on a provided card. You will have an opportunity to speak prior to the subcommittee's deliberation on that item.

Pursuant to Section 54954.2 of the Government Code, no action or discussion shall be undertaken on any item not appearing on the posted agenda, except that members of the Subcommittee or staff may briefly respond to statements made or questioned posed by persons exercising their public testimony rights. Discussion of items brought forward that are not on the agenda shall be considered for future agendas by the Subcommittee Chair.

Action/Discussion Items

The following agenda items will be discussed and the subcommittee members may choose to introduce and pass a motion as desired.

1. Approval of Minutes

The subcommittee will be asked to approve the minutes of the May 24, 2018, meeting.

2. Career Technical Education (CTE)

Staff will present an overview of the District's Career Technical Education (CTE) pathways and data, along with industry partnership information. With significant investment in CTE pathways through RUSD's LCAP and state grants, the district has been able to strengthen our pathways, by increasing courses that meet UC's a-g requirements and college articulation opportunities for students.

3. English Language Arts (ELA)/English Language Development (ELD)

RUSD staff will present an overview of the ELA/ELD Plan, achievement data, highlights of what is working, our upcoming TK-2 ELA Materials Adoption, and our District's Data Driven

Process. This presentation will provide a timeline of our work over the last few years and next steps.

4. Mandarin Charter School

RUSD staff will provide a recommendation of next steps regarding the Mandarin Charter School.

5. Visual and Performing Arts (VAPA)

Staff will provide an update regarding the Visual and Performing Arts plan including priorities and the plan focus for 2018-19.

6. Equity Task Force

Staff will provide an update on the progress of the 2018-19 Equity Actions.

7. Preliminary California Assessment of Student Performance and Progress (CAASPP) Results

Staff will present on the 2018 overall RUSD preliminary CAASPP data. The presentation will include overall results for ELA and Math, as well as data for our student sub-groups.

8. Head Start Governance Update

Staff will provide a Head Start Governance update.

9. Future Board Presentations

Board Members will provide staff with recommendations and expectations for future presentation content and outcomes.


10. Schedule of Meetings

The subcommittee's next meeting has been scheduled for September 19, 2018 from 2:30 p.m. – 4:30 p.m. in Conference Room 3, 3380 14th Street, Riverside, CA 92501.

Conclusion

Subcommittee Members Comments

Adjournment



RUSD

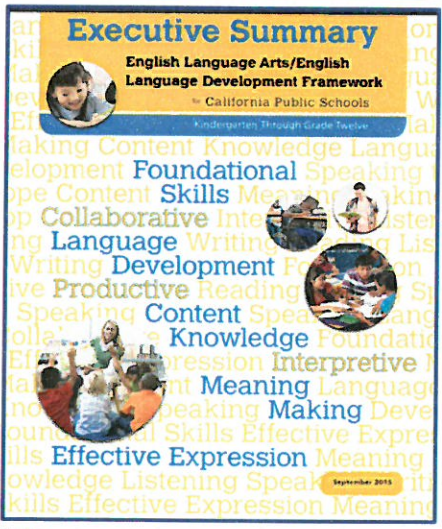
Innovation in Education

ELA/ELD Achievement Update

2018-2019


August 22, 2018

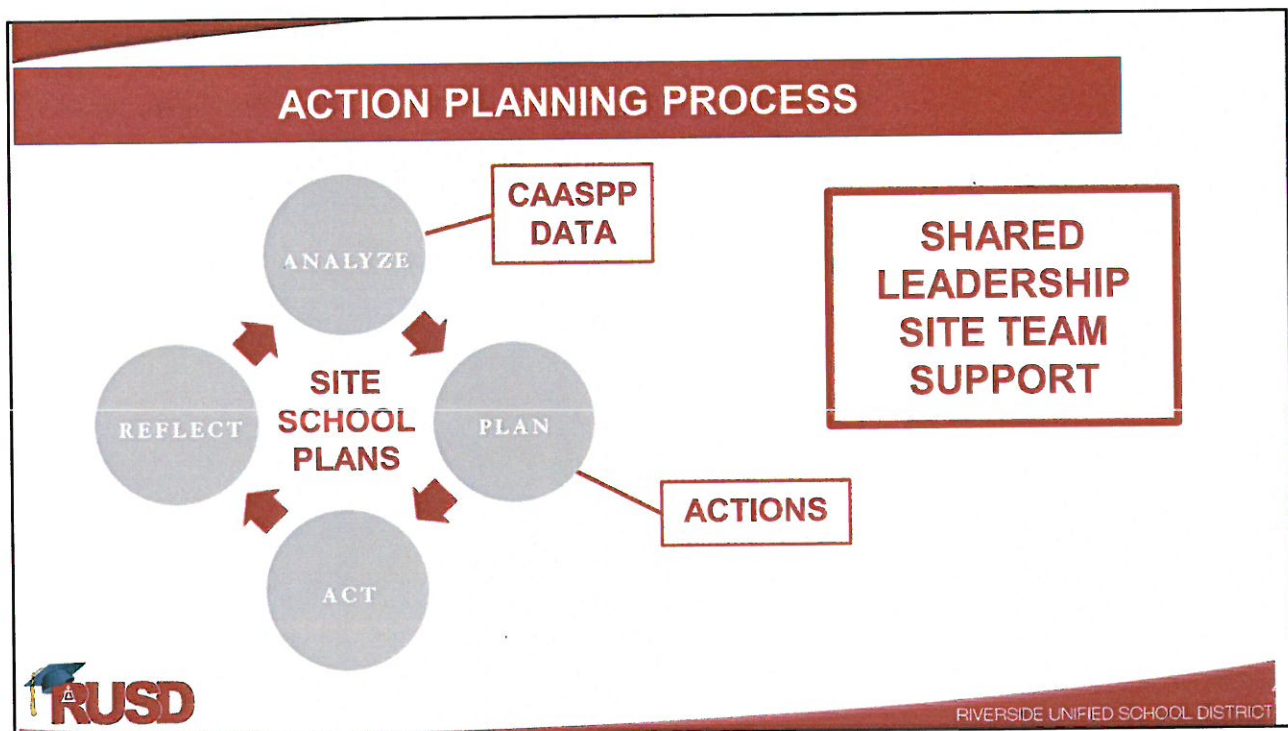
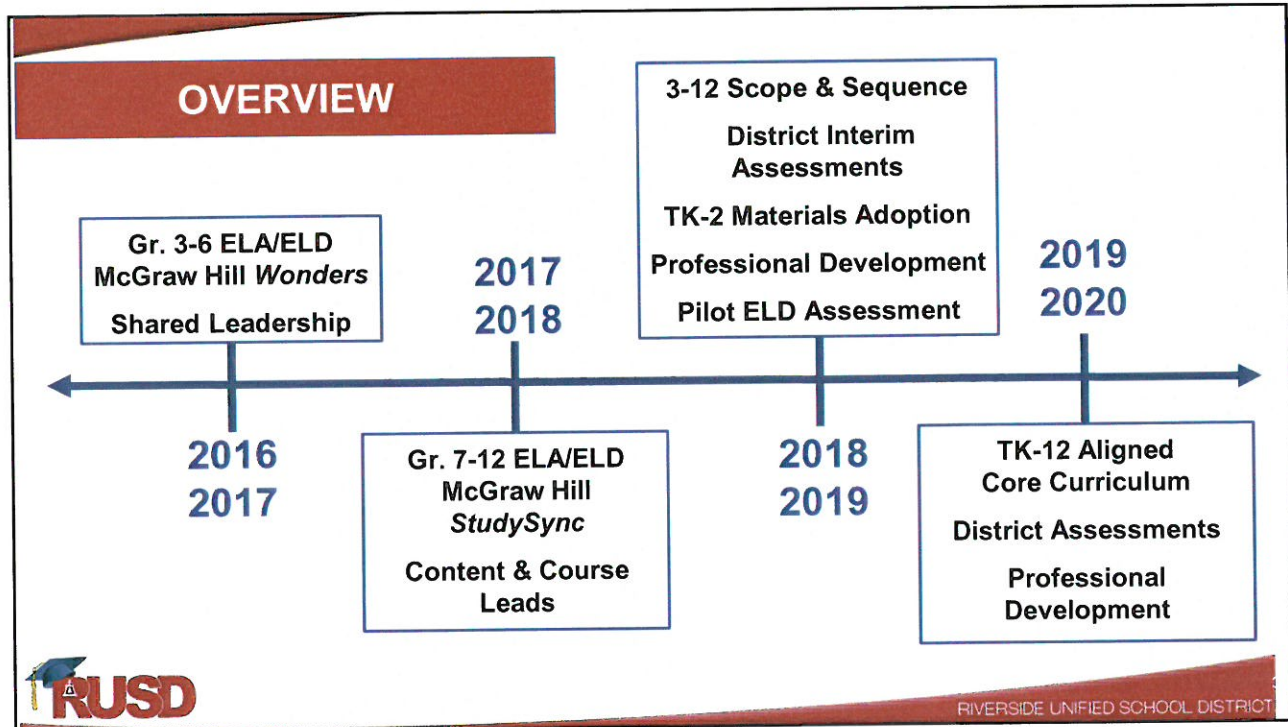
ELA/ELD PLAN



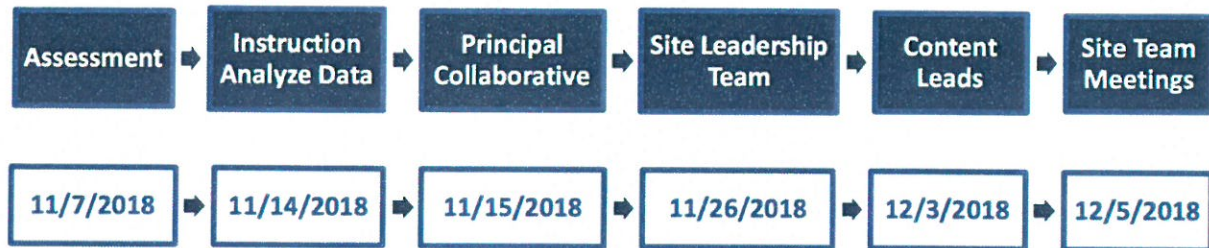
Executive Summary
English Language Arts/English
Language Development Framework
California Public Schools
Kindergarten Through Grade Twelve

- Curriculum and Materials
- Content and Pedagogy
- Use of Assessments
- Equity and Access
- 21st c. Learning and Technology
- Professional Development



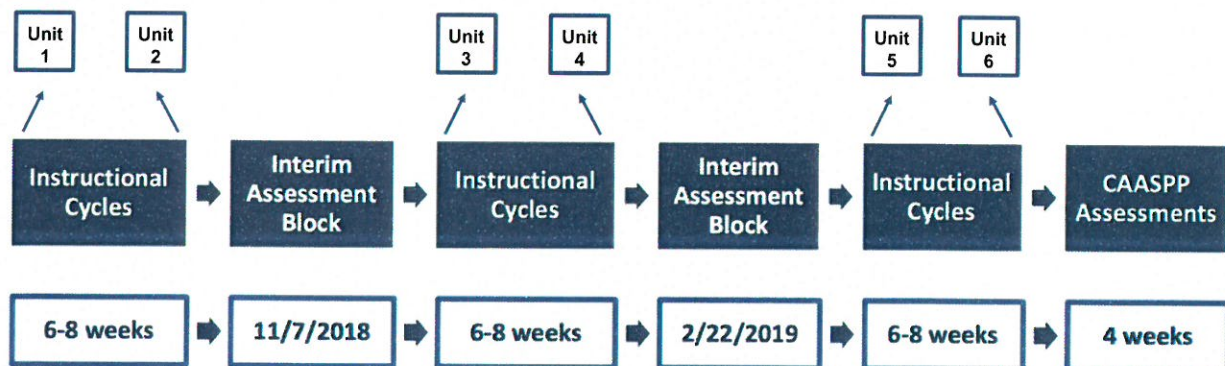


DISTRICT DATA ANALYSIS PROCESS

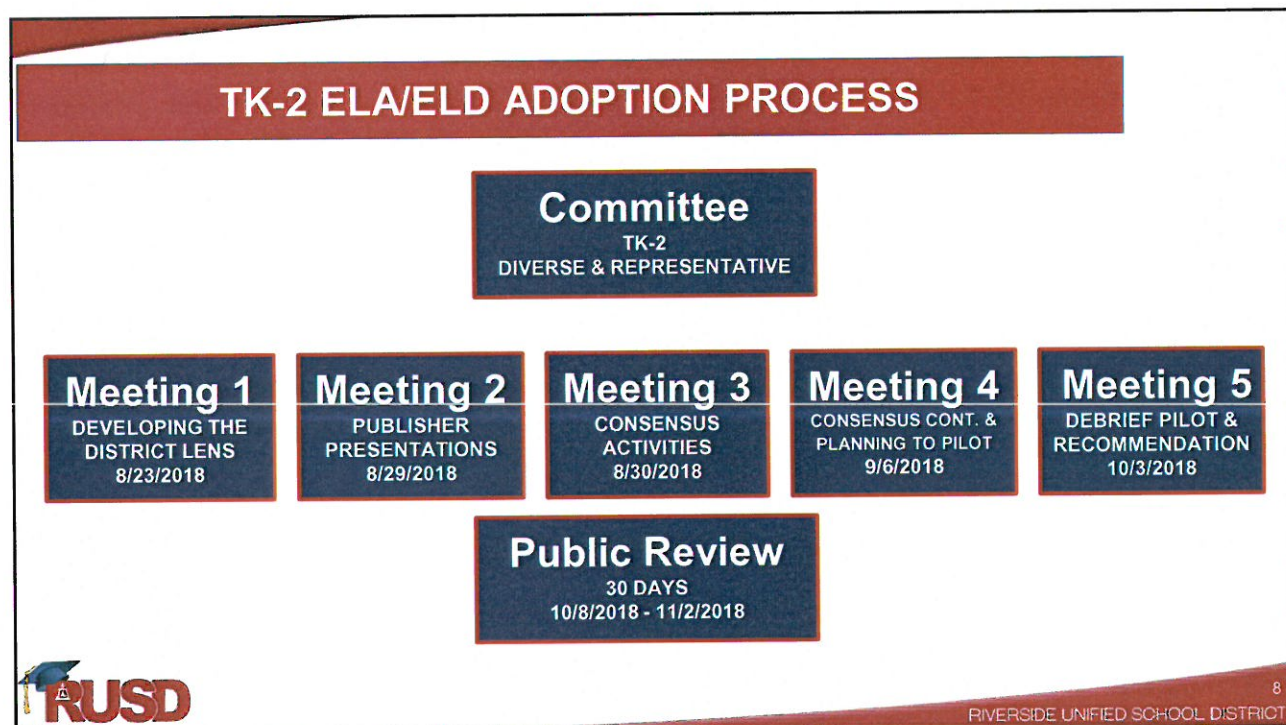
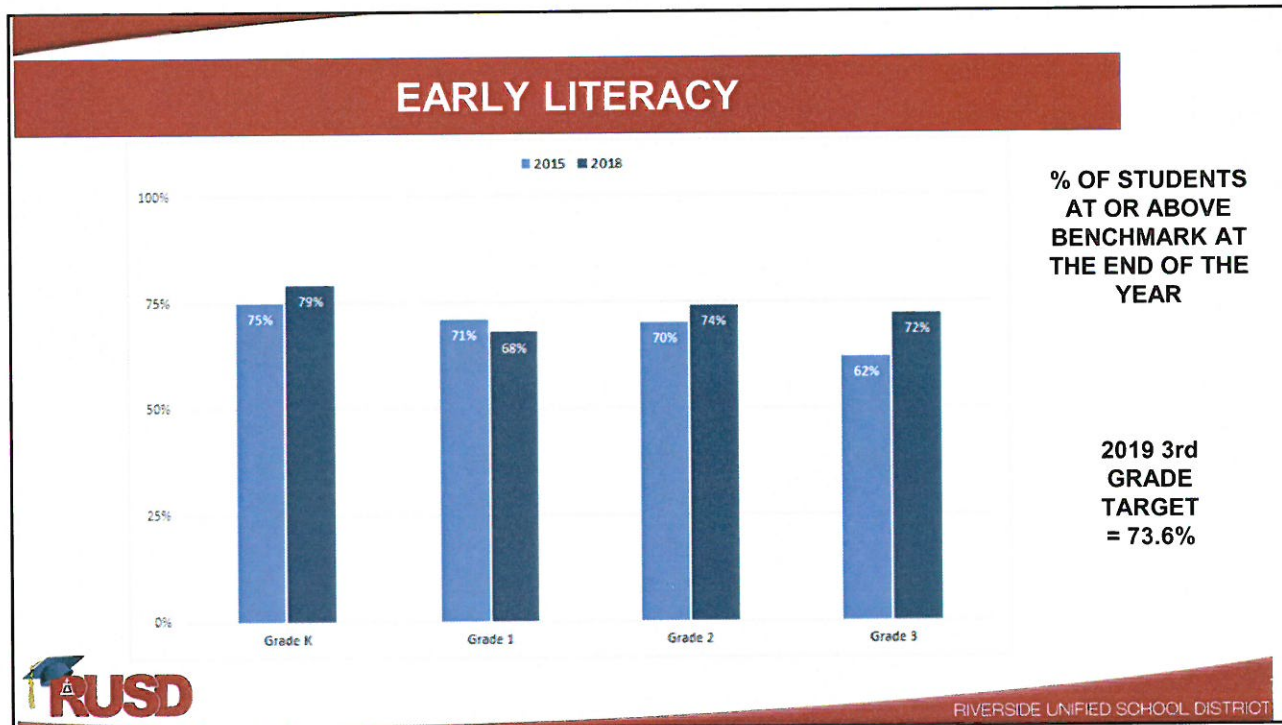


5
RIVERSIDE UNIFIED SCHOOL DISTRICT

TK-12 ASSESSMENT CYCLES



6
RIVERSIDE UNIFIED SCHOOL DISTRICT



Actions for ELA/ELD

| | |
|--|--------------------------|
| 1. Adopt TK-2 ELA/ELD Materials (Fall 2018) | Curriculum and Materials |
| 2. Implement 3-12 Scope & Sequence | Content and Pedagogy |
| 3. Implement TK-12 Assessment System Pilot ELD Assessment | Use of Assessments |
| 4. Refine English Learner Placement | Equity and Access |
| 5. Targeted Professional Development | Professional Development |



Questions





Equity Actions Update

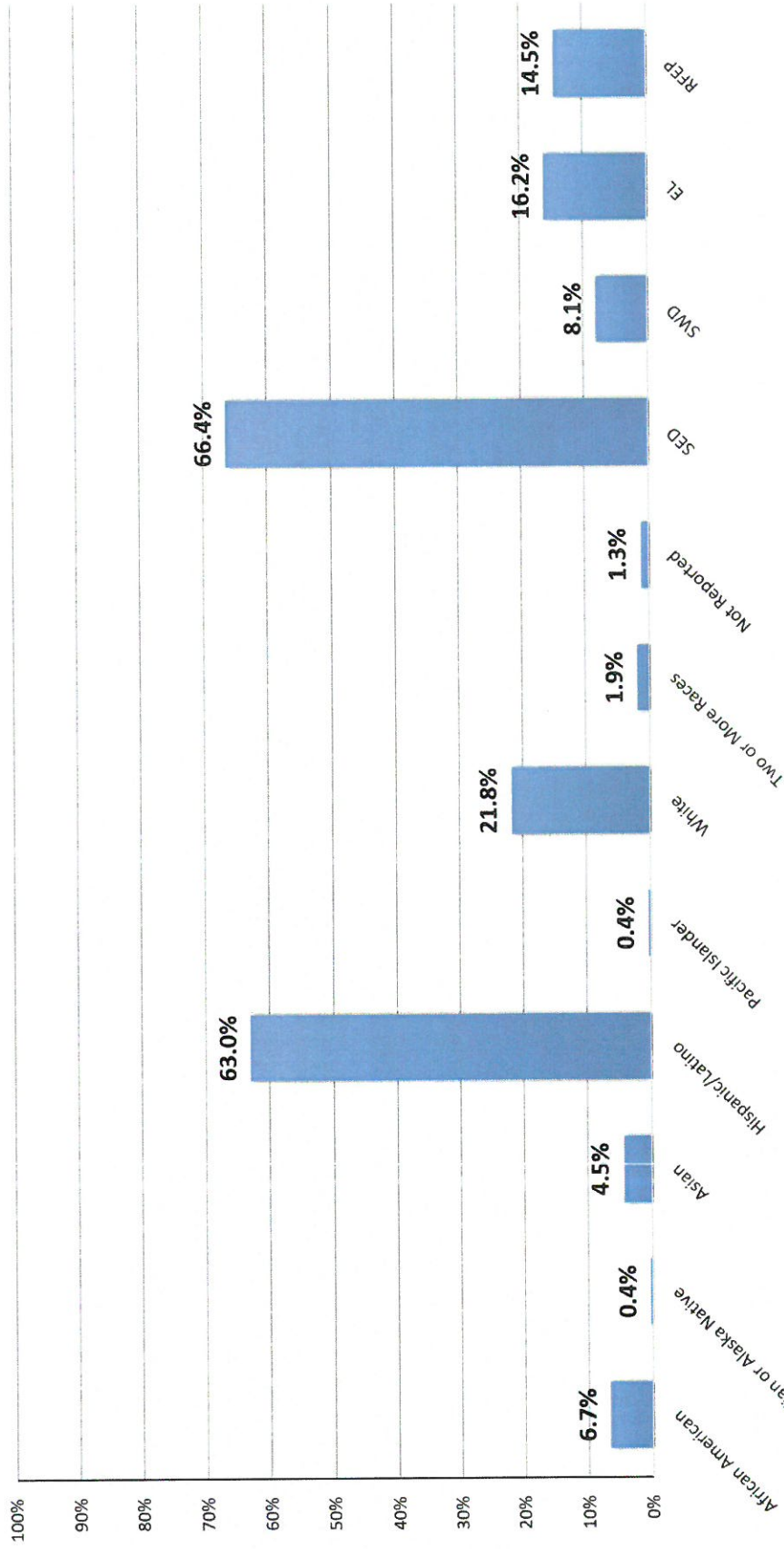
Academic SubCommittee: August 22, 2018






Board Meeting: *October 2, 2018*

Dr. Jacqueline Perez

Assistant Superintendent, Instructional Support

Our Students





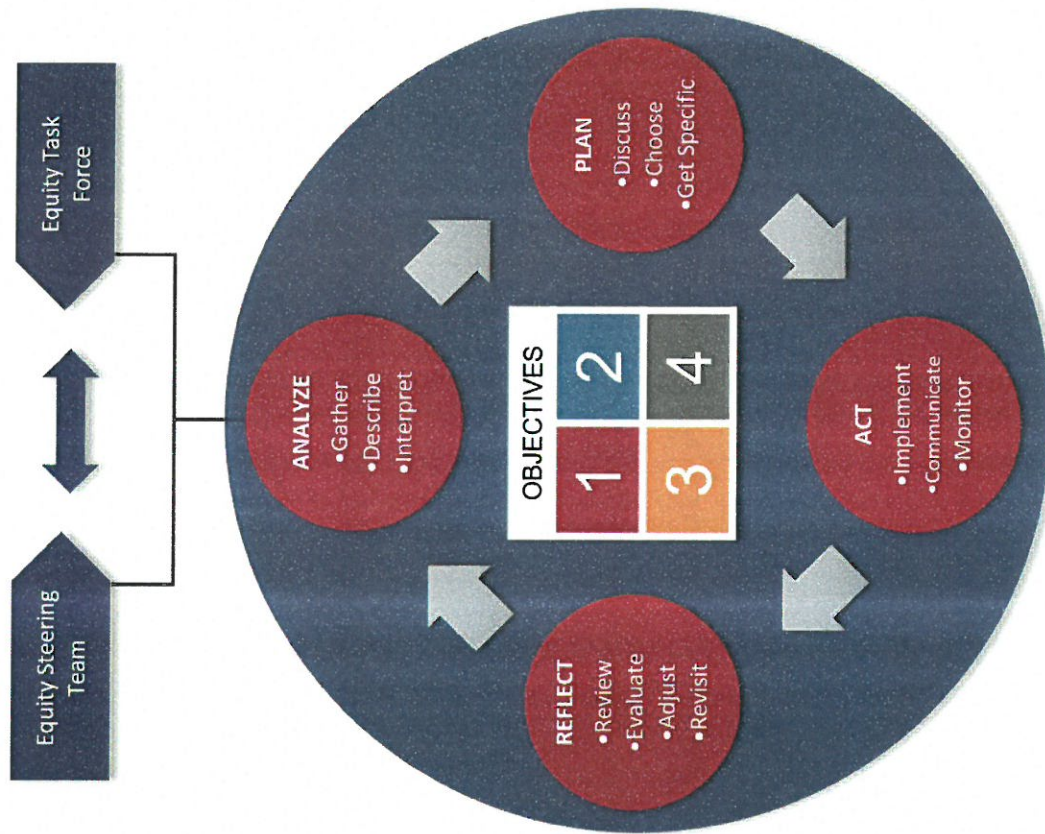
Task Force Meeting Dates

Monday | 5:00 p.m.-7:00 p.m.

- September 24, 2018
- December 3, 2018
- February 25, 2019
- May 13, 2019



A Systemic Approach



Operational Definition

Equity is accomplished when **access** is based on need, and **every student** is provided with what they individually require to **learn and succeed** to fulfill their academic and social advancement.



Objectives

Eliminate
disparities
and
inequitable
practices

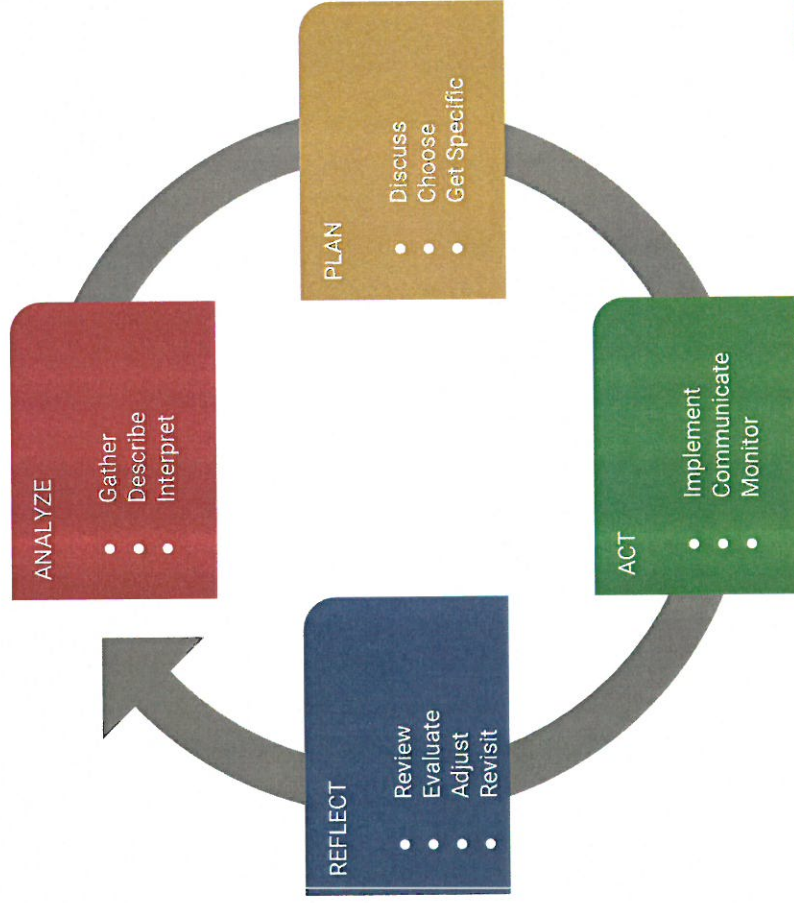
Implement
inclusive
practices
and policies

Honor
individuality
with a focus on
high outcomes
for all

Guarantee
respectful
treatment
where all
individuals feel
valued




Cycle of Inquiry



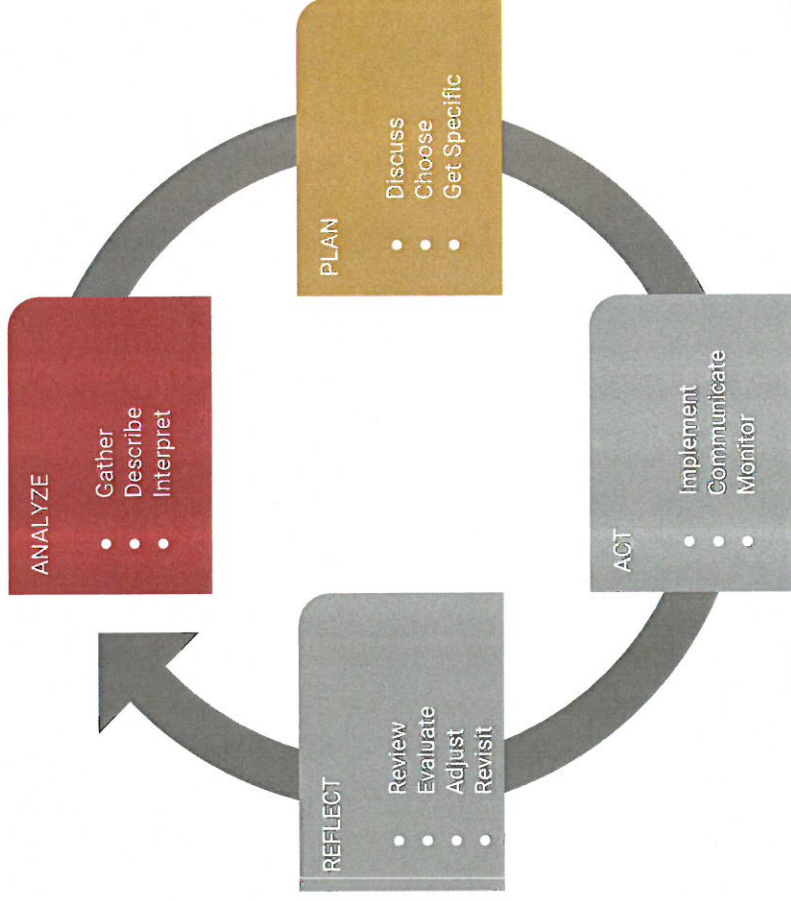
Action 1: Analyze, revise, and implement changes to homework policies

Lead: Curriculum/Instruction



Action 2: Analyze, revise and implement changes to mastery based learning


Lead: Dr. Felicia Cruz Delgado, Director, Curriculum and Assessment



Action 3: Analyze current site level practices in family engagement


Dr. Keyisha Holmes, Director of Community Engagement & Extended Learning

Gabriela Alonso, Coordinator, School, Family, & Community Partnerships




Action 4: Review Success Indicator data points (SBAC and ELPI) to identify barriers to success for student groups

Dan Sosa, Director, Research, Assessment, & Evaluation



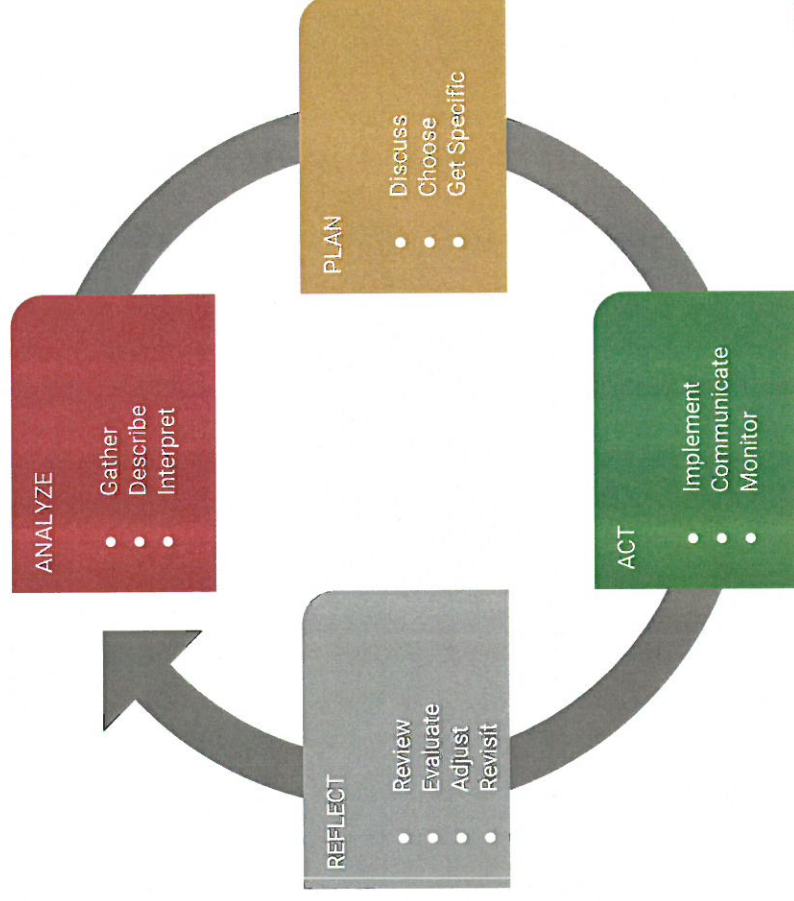
Action 5: Audit and analyze specialty student programs

Dan Sosa, Director, Research, Assessment, & Evaluation




Action 6 :Revise RUSD mission and vision statement to reflect equity value and belief system

Dr. Hansen, Superintendent & Board of Education




Action 7: Engage students to identify their needs

Dr. Katarina Roy Schanz, Coordinator of Wellness and Engagement



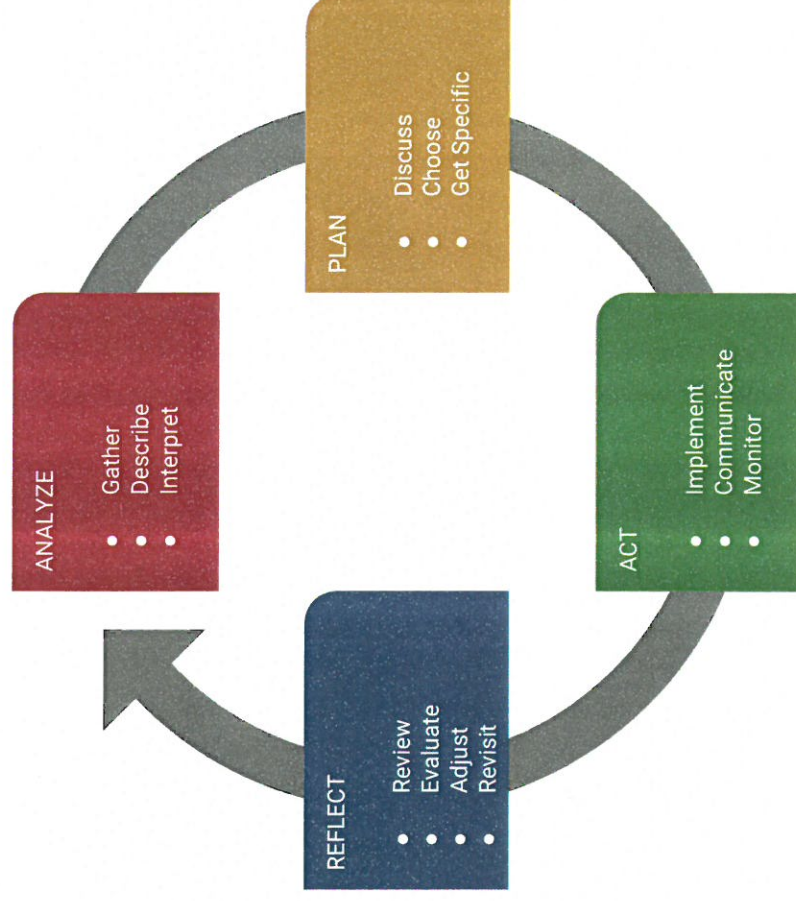
Action 8: Implement embedded professional development for students, teachers and principals to increase cultural proficiency

Antonio Garcia, Assistant Superintendent, Professional Growth Systems



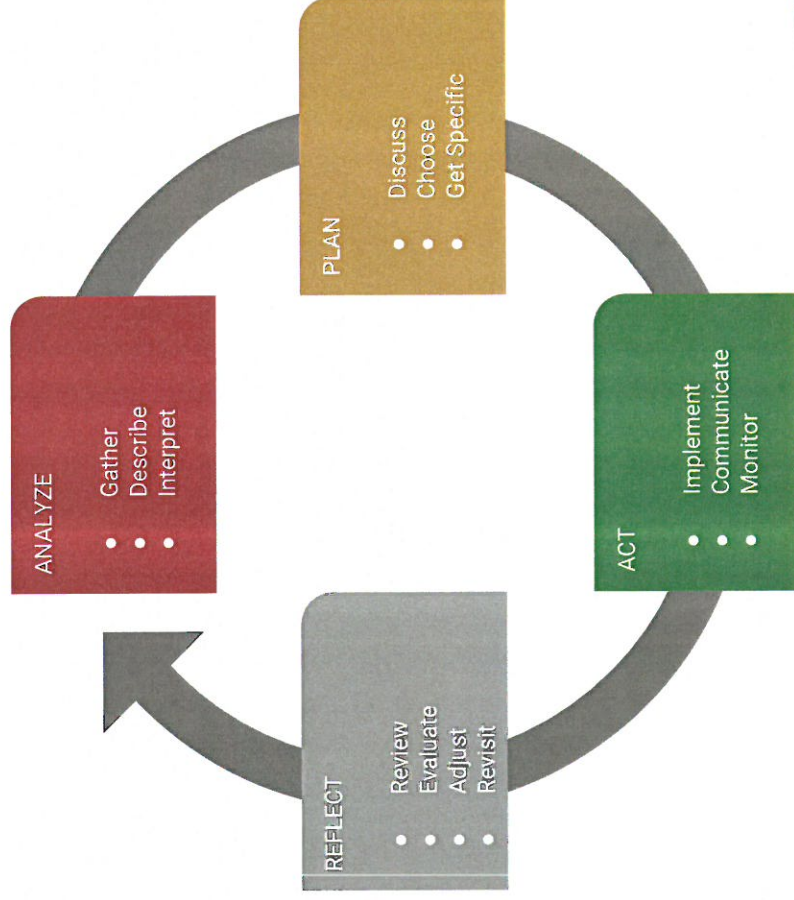
Action 9: Task Equity Steering Team to guide and implement efforts across the district

Dr. Jacqueline Perez, Assistant Superintendent, Instructional Support



Action 10: Reconvene Equity Task Force on a quarterly basis to reflect on and monitor actions taken through the year

Dr. Jacqueline Perez, Assistant Superintendent, Instructional Support





Thank you





Innovation in Education

Career Technical Education (CTE) August 22 2018



Pathways

Explore | Engage | Experience

| | | |
|---|--|---|
|  Arts, Media, & Entertainment (7) |  Engineering and Architecture (4) |  Manufacturing and Product Development (1) |
|  Building & Construction Trades (1) |  Fashion and Interior Design (1) |  Marketing, Sales, and Services (2) |
|  Business and Finance (3) |  Health Science and Medical Technology (9) |  Public Safety (1) |
|  Education, Child Development, and Family Services (1) |  Hospitality, Tourism, and Recreation (2) |  Transportation (1) |
| |  Information and Communication Technology (5) | |



3
RIVERSIDE UNIFIED SCHOOL DISTRICT

CTE Caravan - Session 1: Ramona/Arlington

Ramona High School
Health Careers Academy:
Cadaver Table




4
RIVERSIDE UNIFIED SCHOOL DISTRICT

CTE Caravan - Session 2: King/North

King High School

Graphic Production Technologies:

Xerox XC1000i Digital Color Press



5 RIVERSIDE UNIFIED SCHOOL DISTRICT

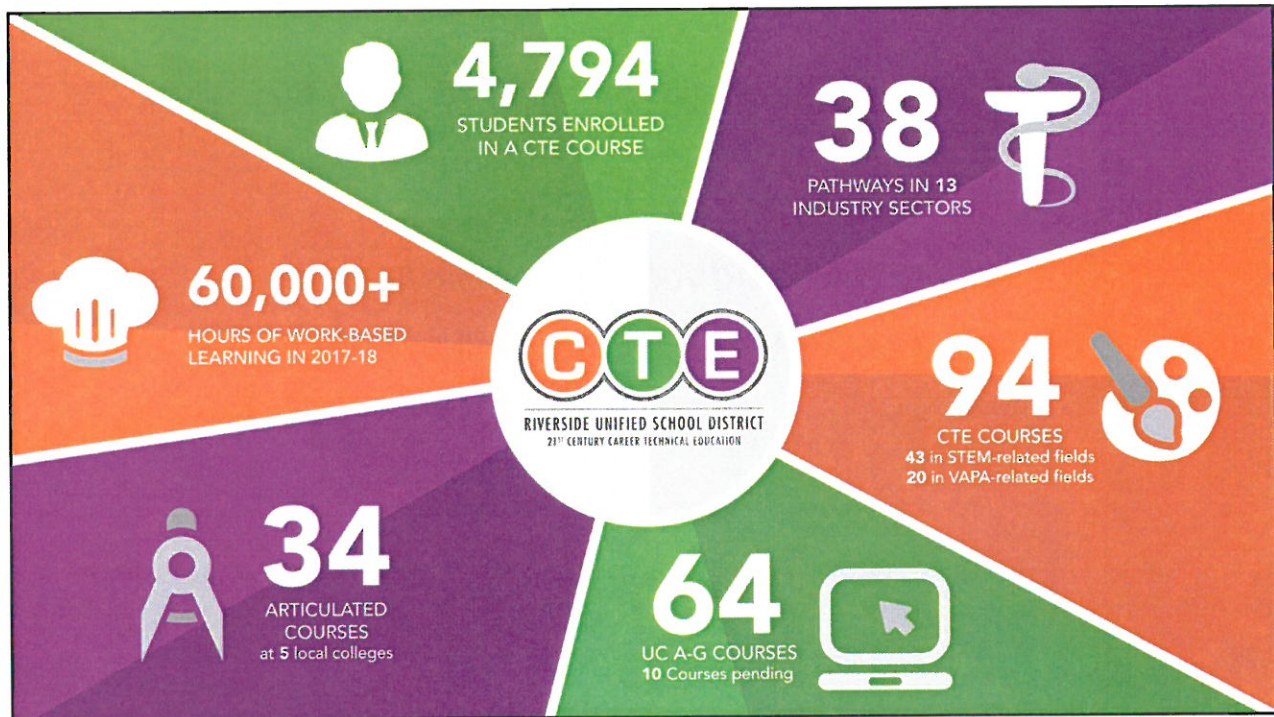
CTE Caravan - Session 3: Poly/Lincoln




Lincoln High School
Auto Technology



6 RIVERSIDE UNIFIED SCHOOL DISTRICT



Extended Learning Opportunities



Industry Partners



Goals

CTE Plan =
State Plan

Work-based Learning

Articulation/UC a-g

More Extended
Learning
Opportunities

Middle Schools

Partner Development



Middle School Foundation Grant

Elementary School - *EXPLORE*

Middle School - *ENGAGE*

High School - *EXPERIENCE*

Graduate from high school ready for a career

**Planning Grant in 2018-19 with Ramona/Sierra/Jefferson
Resources:**

- California Career Resource Network (CalCRN) content
- Virtual Job Shadow/VJS Junior





Innovation in Education

**2018 Preliminary SBAC Results
Academic Oversight Committee: August 22, 2018**

Board Meeting: September 4, 2018

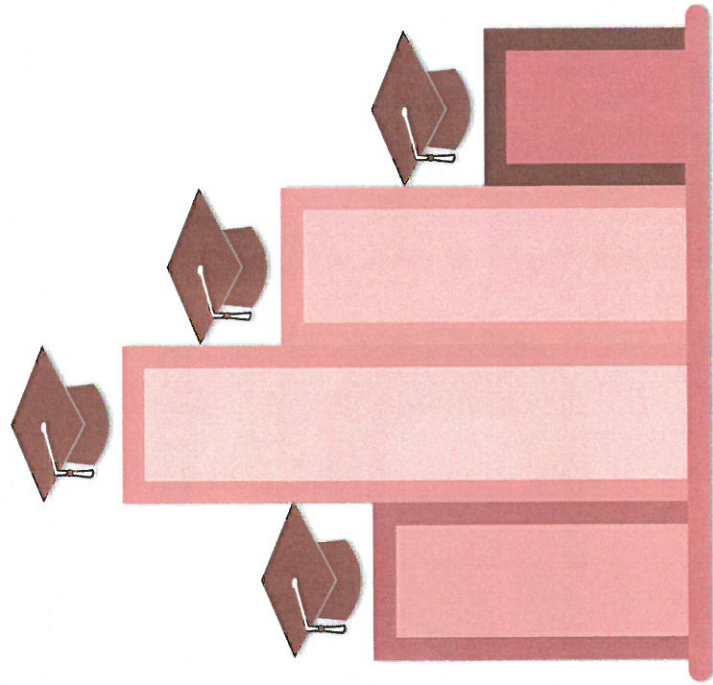
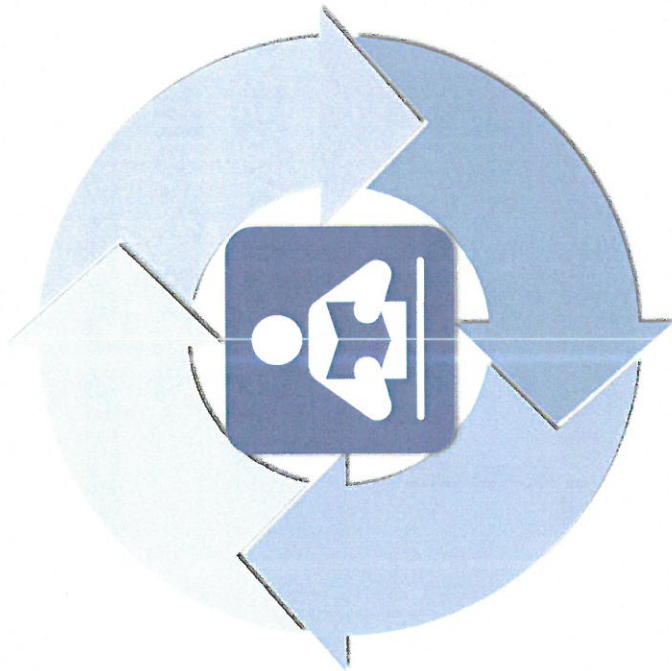
Dr. Jacqueline Perez

Assistant Superintendent, Instructional Support

Daniel Sosa

Director, Research, Assessment & Evaluation

SBAC



Bright Spots



2018 Overall District Growth
in **BOTH** ELA and Math for
Meeting & Exceeding Standards

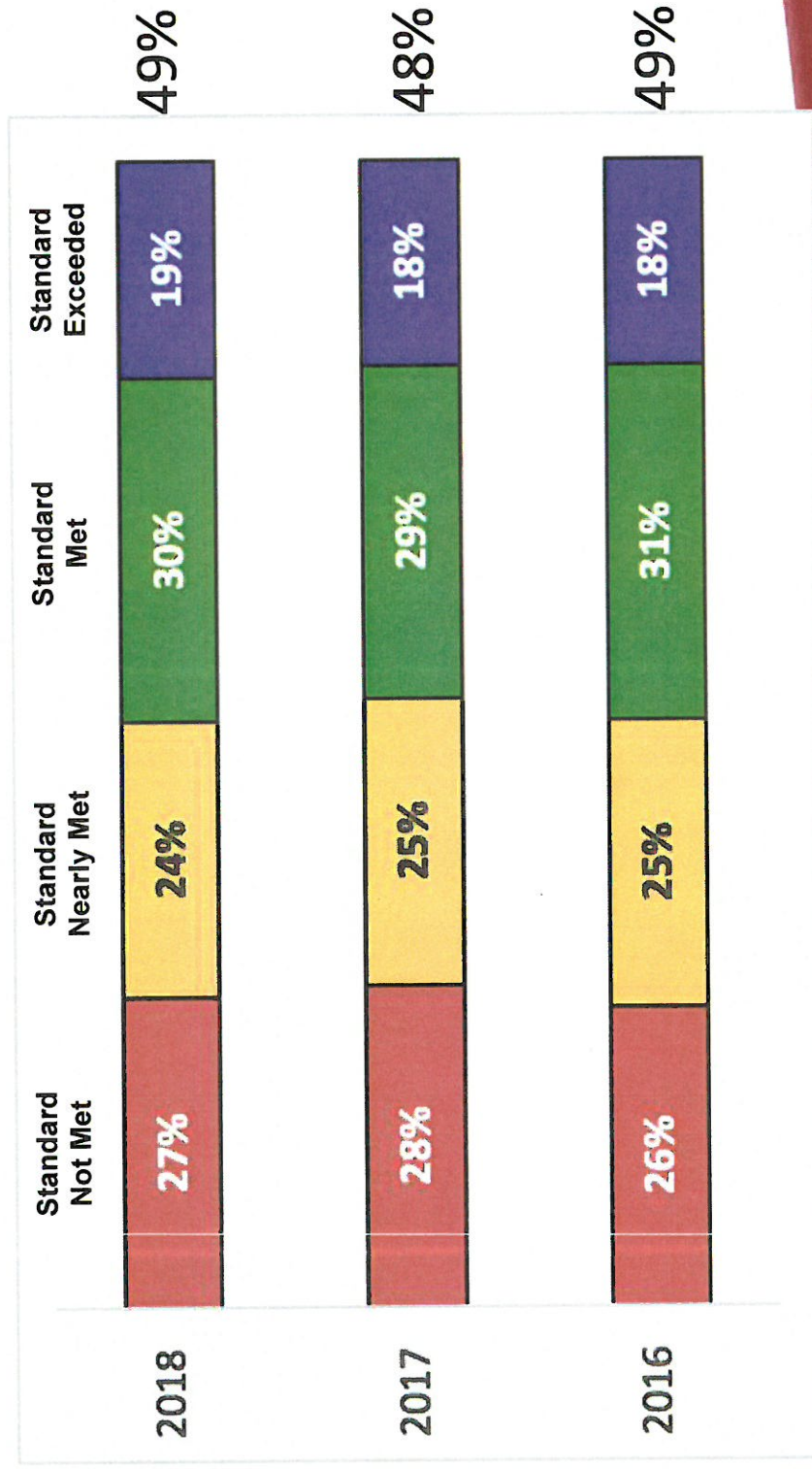


2016-2018 Grade Level Growth
in Meeting & Exceeding
Standards




2018 Overall Reduction
in Distance from 3 ELA and Math
for Meeting & Exceeding
Standards

2016-2018 English Language Arts (ELA) Grades 3-8 & 11




2015-2018 English Language Arts (ELA) Grades 3-6

Standard Met & Exceeded




2015-2018 English Language Arts (ELA) Grades 7-8



+7%
over
3 years

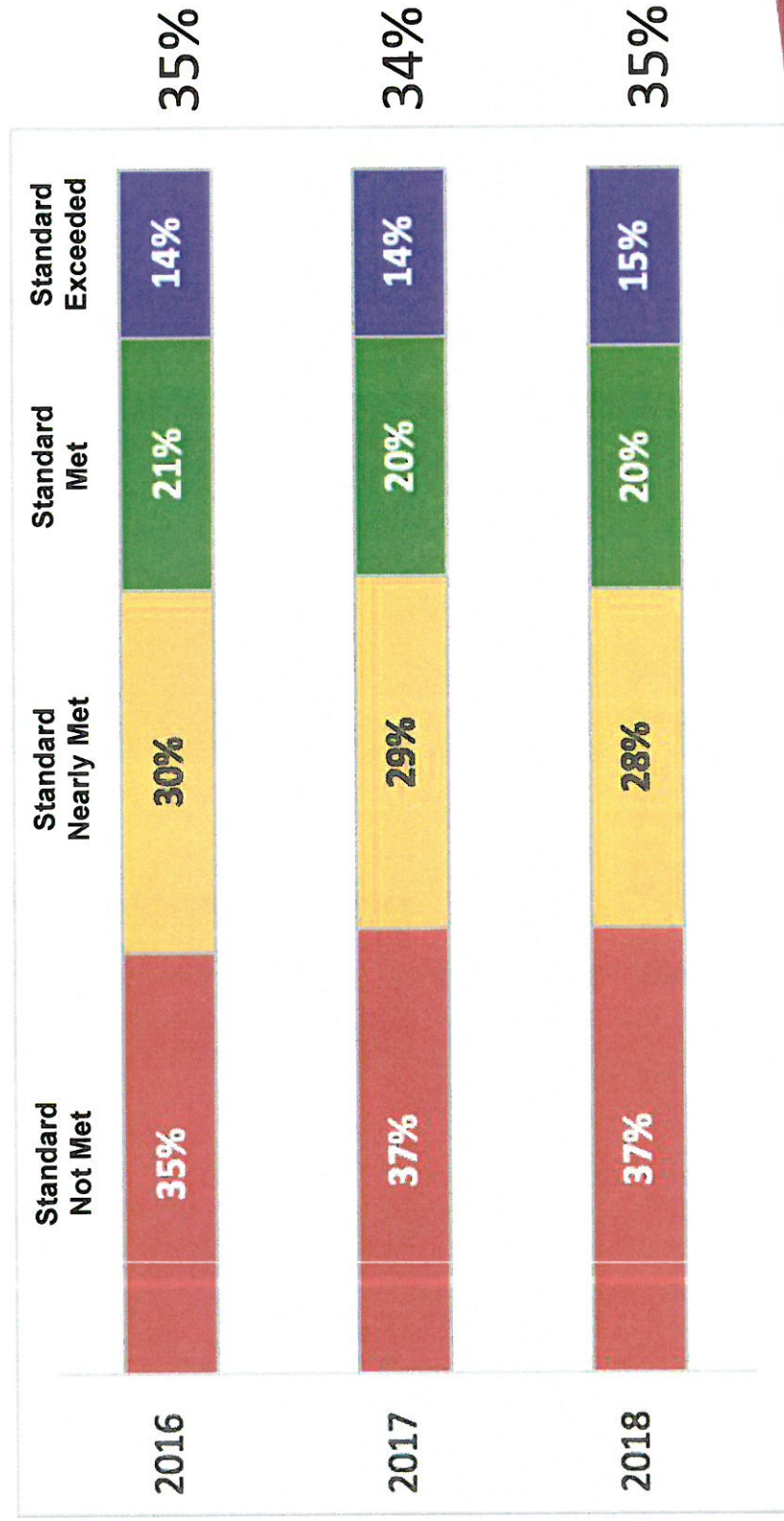
2015-2018 English Language Arts (ELA) Grade 11



- 8%
over
3 years

2016-2018 Mathematics

Grades 3-8 & 11



2015-2018 Mathematics Grades 3-6




+2%
From
2017-2018


2015-2018 Mathematics Grades 7-8

Standard Met & Exceeded

+1%
From
2017-2018



2015-2018 Mathematics Grade 11




-1%
From
2017-2018

2018 Student Group Results

African American


English Language Arts

Standard Met & Exceeded



Mathematics

Standard Met & Exceeded




2018 Student Group Results

Asian


English Language Arts

Standard Met & Exceeded



Mathematics

Standard Met & Exceeded




2018 Student Group Results

Hispanic/Latino


English Language Arts

Standard Met & Exceeded



Mathematics

Standard Met & Exceeded




2018 Student Group Results

White


English Language Arts

Standard Met & Exceeded



Mathematics

Standard Met & Exceeded

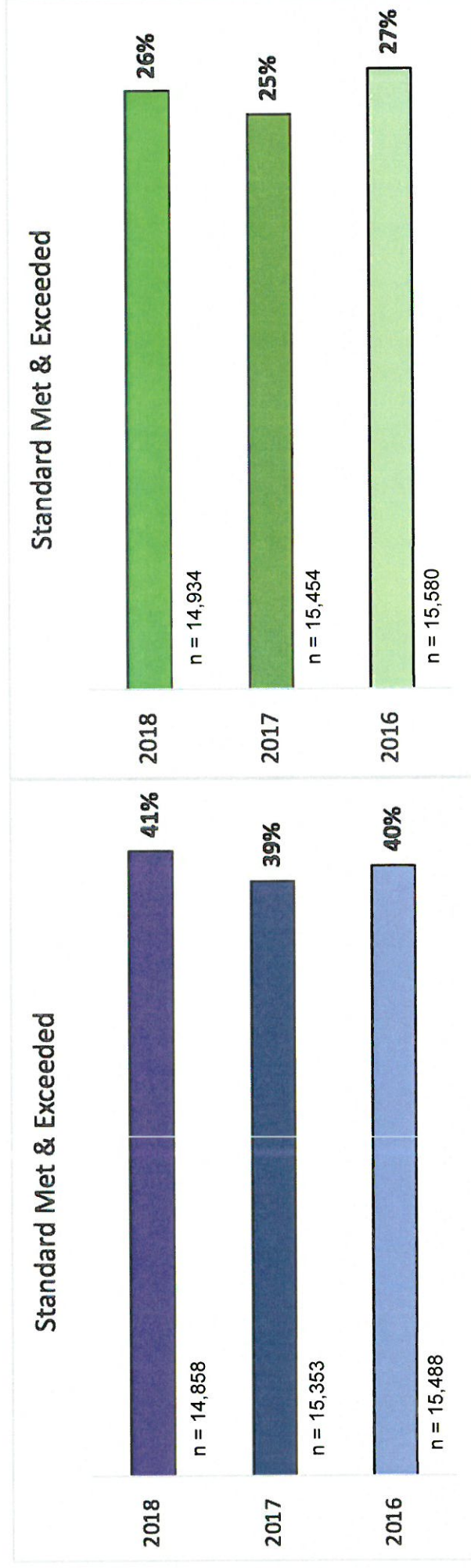


2018 Student Group Results

Socio-economically Disadvantaged

English Language Arts

Mathematics




2018 Student Group Results

English Learners


English Language Arts

Standard Met & Exceeded



Mathematics


Standard Met & Exceeded



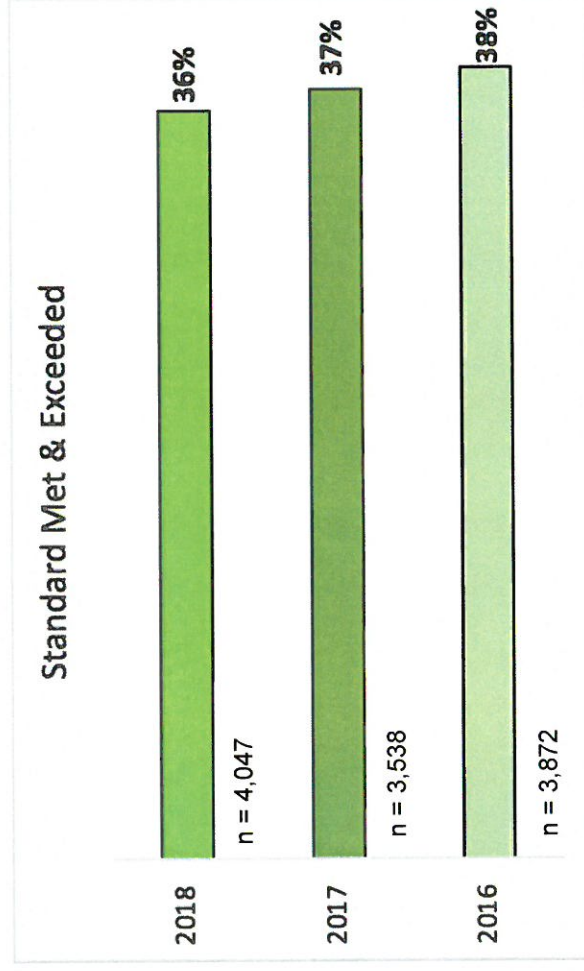
2018 Student Group Results

Reclassified English Learners (RFEP)

English Language Arts



Mathematics




2018 Student Group Results

Students with Disabilities


English Language Arts

Standard Met & Exceeded



Mathematics

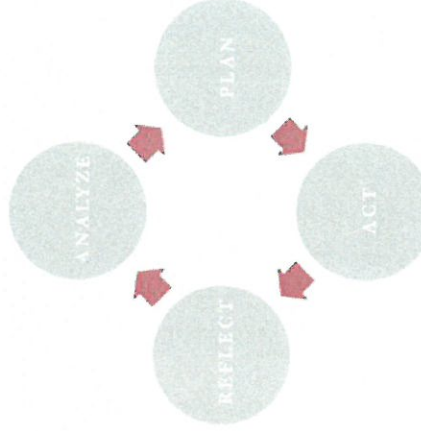
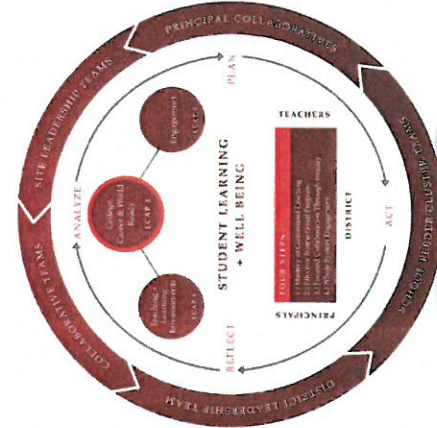
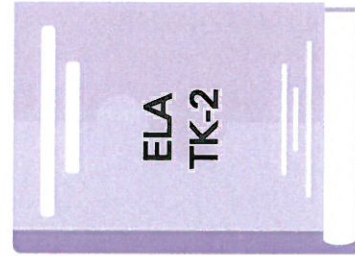

Standard Met & Exceeded



Critical Areas

- **11th Grade**
- **Mathematics**
- **English Learners**
- **Students with Disabilities**

District-wide Next Steps





HEAD START GOVERNANCE UPDATE

AUGUST 22, 2018

ACADEMIC OVERSIGHT SUB-COMMITTEE



PROGRAM INFORMATION REPORT

- PIR
 - Annual Report
 - Summary will highlight annual program PIR data in areas of frequent interest
- 

2017-18 PIR

- Full capacity of Head Start program is 192
- 17-18 Cumulative Enrolled Children was 239
- 23 children were in their second year of Head Start
- 16 children were enrolled less than 45 days
- 48 children left the program for various reasons

2017-18 PIR

- 100% of children had health insurance
- 100% of children had a medical home
- 100% of children had up-to-date immunizations
- 100% of children had a dental home

2017-18 PIR

- 49 children had an IEP
- 100% of children diagnosed with a chronic condition received medical treatment
- 95.4% of children completed a professional dental exam

2017-18 PIR

- 88.9% of families received at least one family service
 - Crisis Assistance
 - Food/Clothing/Transportation/Housing
 - Mental Health
 - Literacy/Education
 - English as a Second Language
 - Parenting Education
 - Adult Education

