



2025 Monthly Discipline Report

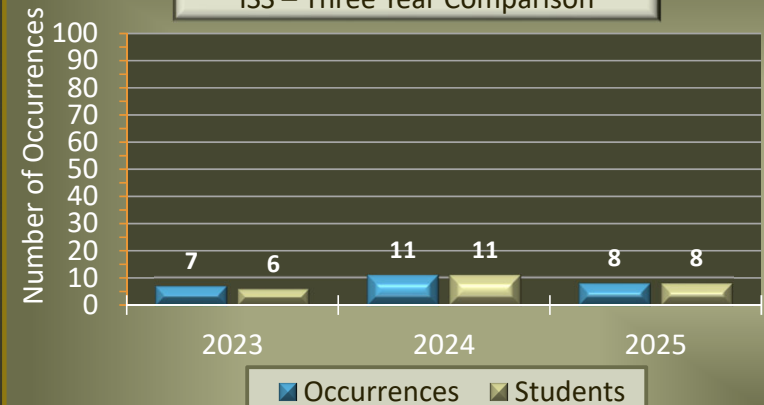
Monthly Discipline Report – August *Yrs 23/24/25

Monthly Discipline Report for August

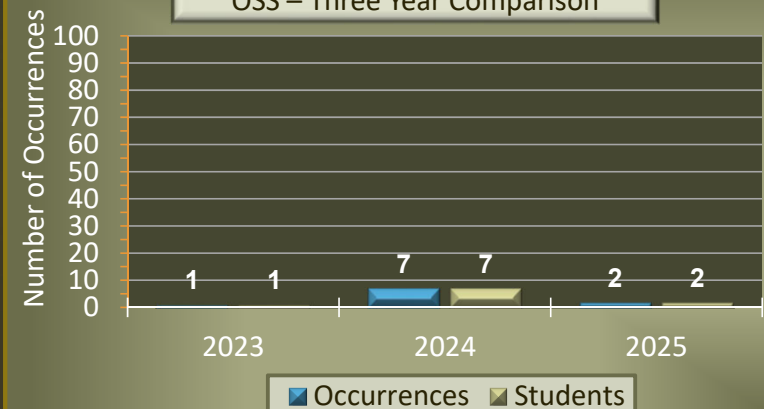
REASON FOR SUSPENSION	Monthly Discipline Numbers - August					
	2023	2024	2025	2023	2024	2025
IN SCHOOL SUSPENSION - ISS	OCC	OCC	OCC	STD	STD	STD
DISOBEDIENCE/DISRESPECT	0	1	1	0	1	1
DISOBEDIENCE/TARDY	0	0	0	0	0	0
DISOBEDIENCE/TRUANCY	5	5	4	4	5	4
ELECTRONIC DEVICE/VAPING	0	5	1	0	5	1
FIGHTING	0	0	2	0	0	2
OTHER	2	0	0	2	0	0
MONTHLY TOTAL ISS SUSPENSIONS	7	11	8	6	11	8

REASON FOR SUSPENSION	Monthly Discipline Numbers - August					
	2023	2024	2025	2023	2024	2025
OUT OF SCHOOL SUSPENSION - OSS	OCC	OCC	OCC	STD	STD	STD
DISOBEDIENCE/DISRESPECT	0	1	0	0	1	0
DISOBEDIENCE/TARDY	0	0	0	0	0	0
DISOBEDIENCE/TRUANCY	0	0	0	0	0	0
ELECTRONIC DEVICE	0	0	0	0	0	0
FIGHTING	0	2	2	0	2	2
GANG REPRESENTATION/WEAPONS	1	1	0	1	1	0
ILLEGAL ACT/U.I. ALCOHOL	0	0	0	0	0	0
ILLEGAL ACT/U.I. MARIJUANA	0	0	0	0	0	0
THEFT	0	0	0	0	0	0
OTHER	0	3	0	0	3	0
MONTHLY TOTAL OSS SUSPENSIONS - OSS	1	7	2	1	7	2

Monthly Discipline Numbers – August
ISS – Three Year Comparison



Monthly Discipline Numbers – August
OSS – Three Year Comparison

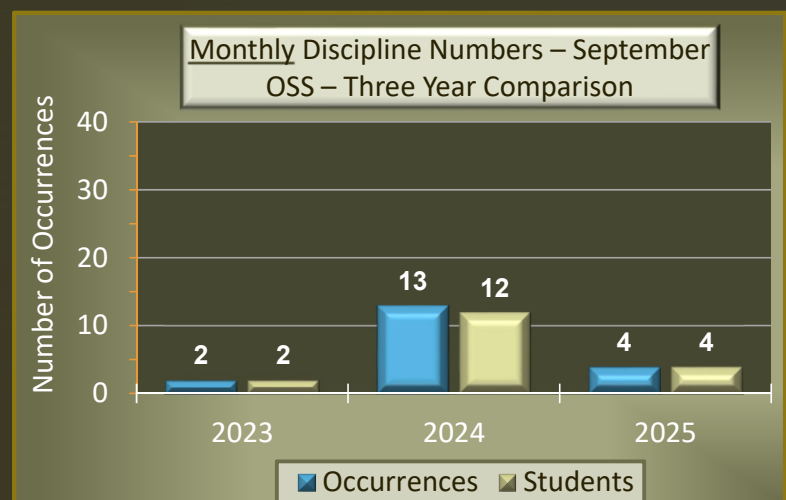
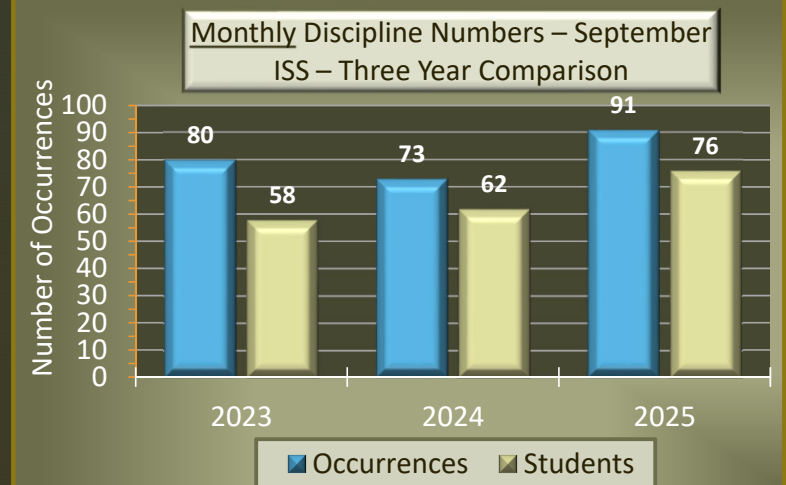


Monthly Discipline Report – September *Yrs 23/24/25

Monthly Discipline Report for September

REASON FOR SUSPENSION	Monthly Discipline Numbers - September					
	2023 OCC	2024 OCC	2025 OCC	2023 STD	2024 STD	2025 STD
IN SCHOOL SUSPENSION - ISS						
DISOBEDIENCE/DISRESPECT	6	1	5	4	1	4
DISOBEDIENCE/TARDY	27	28	35	17	21	26
DISOBEDIENCE/TRUANCY	42	38	46	33	34	42
ELECTRONIC DEVICE/VAPING	3	3	3	2	3	2
FIGHTING	0	2	0	0	2	0
OTHER	2	1	2	2	1	2
MONTHLY TOTAL ISS SUSPENSIONS	80	73	91	58	62	76

REASON FOR SUSPENSION	Monthly Discipline Numbers - September					
	2023 OCC	2024 OCC	2025 OCC	2023 STD	2024 STD	2025 STD
OUT OF SCHOOL SUSPENSION - OSS						
DISOBEDIENCE/DISRESPECT	0	1	2	0	1	2
DISOBEDIENCE/TARDY	0	0	0	0	0	0
DISOBEDIENCE/TRUANCY	0	4	0	0	3	0
ELECTRONIC DEVICE	0	0	0	0	0	0
FIGHTING	0	5	2	0	5	2
GANG REPRESENTATION/WEAPONS	1	3	0	1	3	0
ILLEGAL ACT/U.I. ALCOHOL	0	0	0	0	0	0
ILLEGAL ACT/U.I. MARIJUANA	0	0	0	0	0	0
THEFT	0	0	0	0	0	0
OTHER	1	0	0	1	0	0
MONTHLY TOTAL OSS SUSPENSIONS - OSS	2	13	4	2	12	4



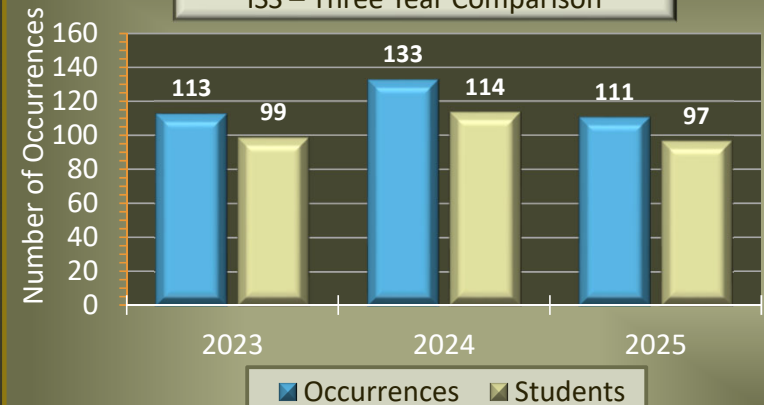
Monthly Discipline Report – October *Yrs 23/24/25

Monthly Discipline Report for October

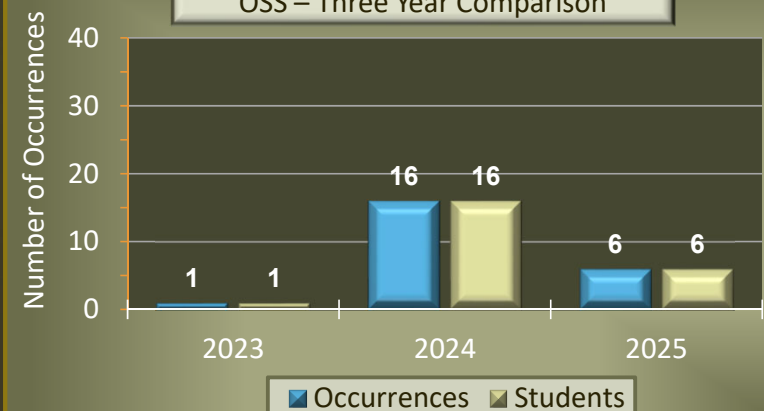
REASON FOR SUSPENSION	Monthly Discipline Numbers - October					
	2023	2024	2025	2023	2024	2025
IN SCHOOL SUSPENSION - ISS	OCC	OCC	OCC	STD	STD	STD
DISOBEDIENCE/DISRESPECT	1	4	3	1	3	3
DISOBEDIENCE/TARDY	50	76	38	45	64	34
DISOBEDIENCE/TRUANCY	55	45	62	47	40	54
ELECTRONIC DEVICE/VAPING	2	4	1	2	3	1
FIGHTING	0	3	0	0	3	0
OTHER	5	1	7	4	1	5
MONTHLY TOTAL ISS SUSPENSIONS	113	133	111	99	114	97

REASON FOR SUSPENSION	Monthly Discipline Numbers - October					
	2023	2024	2025	2023	2024	2025
OUT OF SCHOOL SUSPENSION - OSS	OCC	OCC	OCC	STD	STD	STD
DISOBEDIENCE/DISRESPECT	1	3	0	1	3	0
DISOBEDIENCE/TARDY	0	1	0	0	1	0
DISOBEDIENCE/TRUANCY	0	0	0	0	0	0
ELECTRONIC DEVICE	0	0	0	0	0	0
FIGHTING	0	9	3	0	9	3
GANG REPRESENTATION/WEAPONS	0	1	2	0	1	2
ILLEGAL ACT/U.I. ALCOHOL	0	2	1	0	2	1
ILLEGAL ACT/U.I. MARIJUANA	0	0	0	0	0	0
THEFT	0	0	0	0	0	0
OTHER	0	0	0	0	0	0
MONTHLY TOTAL OSS SUSPENSIONS - OSS	1	16	6	1	16	6

Monthly Discipline Numbers – October
ISS – Three Year Comparison



Monthly Discipline Numbers – October
OSS – Three Year Comparison



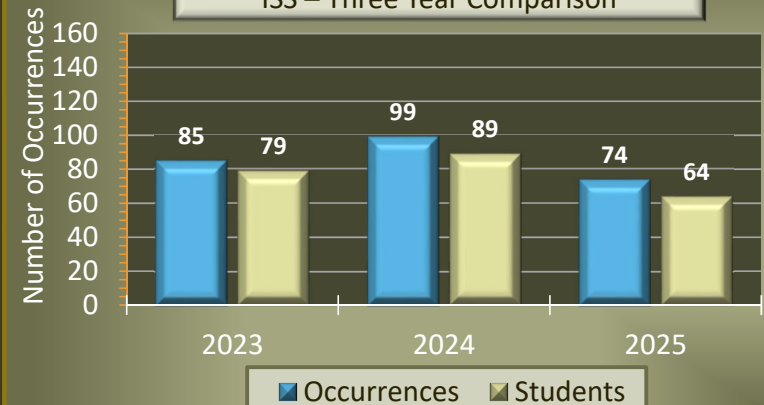
Monthly Discipline Report – November *Yrs 23/24/25

Monthly Discipline Report for November

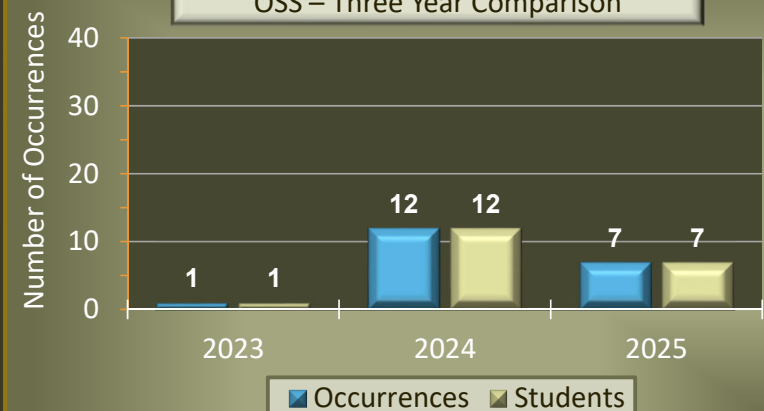
REASON FOR SUSPENSION	Monthly Discipline Numbers - November					
	2023 OCC	2024 OCC	2025 OCC	2023 STD	2024 STD	2025 STD
IN SCHOOL SUSPENSION - ISS						
DISOBEDIENCE/DISRESPECT	3	6	6	3	5	5
DISOBEDIENCE/TARDY	52	44	33	47	39	30
DISOBEDIENCE/TRUANCY	21	45	34	20	41	28
ELECTRONIC DEVICE/VAPING	0	0	0	0	0	0
FIGHTING	5	0	0	5	0	0
OTHER	4	4	1	4	4	1
MONTHLY TOTAL ISS SUSPENSIONS	85	99	74	79	89	64

REASON FOR SUSPENSION	Monthly Discipline Numbers - November					
	2023 OCC	2024 OCC	2025 OCC	2023 STD	2024 STD	2025 STD
OUT OF SCHOOL SUSPENSION - OSS						
DISOBEDIENCE/DISRESPECT	0	3	2	0	3	2
DISOBEDIENCE/TARDY	0	0	0	0	0	0
DISOBEDIENCE/TRUANCY	0	1	0	0	1	0
ELECTRONIC DEVICE	0	0	0	0	0	0
FIGHTING	1	4	4	1	4	4
GANG REPRESENTATION/WEAPONS	0	3	0	0	3	0
ILLEGAL ACT/U.I. ALCOHOL	0	1	0	0	1	0
ILLEGAL ACT/U.I. MARIJUANA	0	0	1	0	0	1
THEFT	0	0	0	0	0	0
OTHER	0	0	0	0	0	0
MONTHLY TOTAL OSS SUSPENSIONS - OSS	1	12	7	1	12	7

Monthly Discipline Numbers – November
ISS – Three Year Comparison



Monthly Discipline Numbers – November
OSS – Three Year Comparison



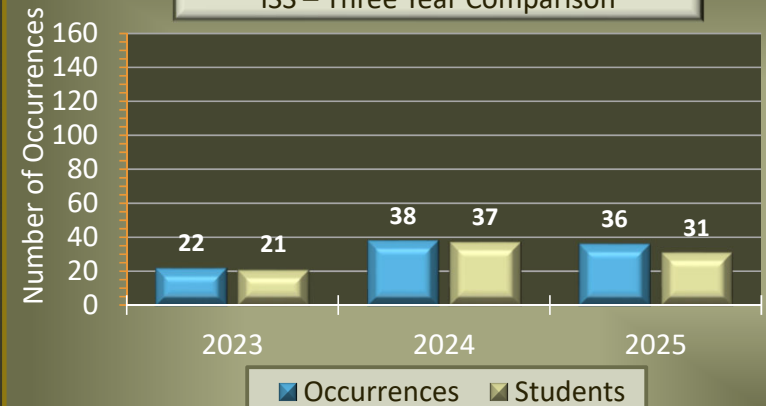
Monthly Discipline Report – December *Yrs 23/24/25

Monthly Discipline Report for December

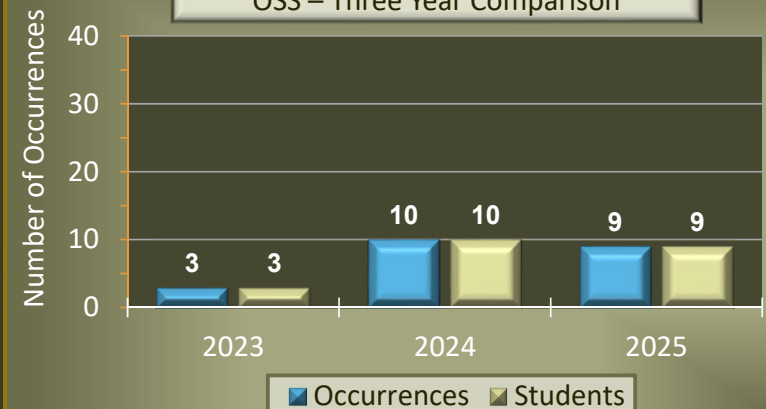
REASON FOR SUSPENSION	Monthly Discipline Numbers - December					
	2023	2024	2025	2023	2024	2025
IN SCHOOL SUSPENSION - ISS	OCC	OCC	OCC	STD	STD	STD
DISOBEDIENCE/DISRESPECT	3	7	5	3	6	2
DISOBEDIENCE/TARDY	6	17	9	6	17	9
DISOBEDIENCE/TRUANCY	10	12	21	9	12	19
ELECTRONIC DEVICE/VAPING	0	0	1	0	0	1
FIGHTING	0	1	0	0	1	0
OTHER	3	1	0	3	1	0
MONTHLY TOTAL ISS SUSPENSIONS	22	38	36	21	37	31

REASON FOR SUSPENSION	Monthly Discipline Numbers - December					
	2023	2024	2025	2023	2024	2025
OUT OF SCHOOL SUSPENSION - OSS	OCC	OCC	OCC	STD	STD	STD
DISOBEDIENCE/DISRESPECT	1	1	3	1	1	3
DISOBEDIENCE/TARDY	0	0	0	0	0	0
DISOBEDIENCE/TRUANCY	0	1	0	0	1	0
ELECTRONIC DEVICE/VAPING	0	0	1	0	0	1
FIGHTING	2	3	4	2	3	4
GANG REPRESENTATION/WEAPONS	0	5	0	0	5	0
ILLEGAL ACT/U.I. ALCOHOL	0	0	0	0	0	0
ILLEGAL ACT/U.I. MARIJUANA	0	0	1	0	0	1
THEFT	0	0	0	0	0	0
OTHER	0	0	0	0	0	0
MONTHLY TOTAL OSS SUSPENSIONS - OSS	3	10	9	3	10	9

Monthly Discipline Numbers – December
ISS – Three Year Comparison



Monthly Discipline Numbers – December
OSS – Three Year Comparison



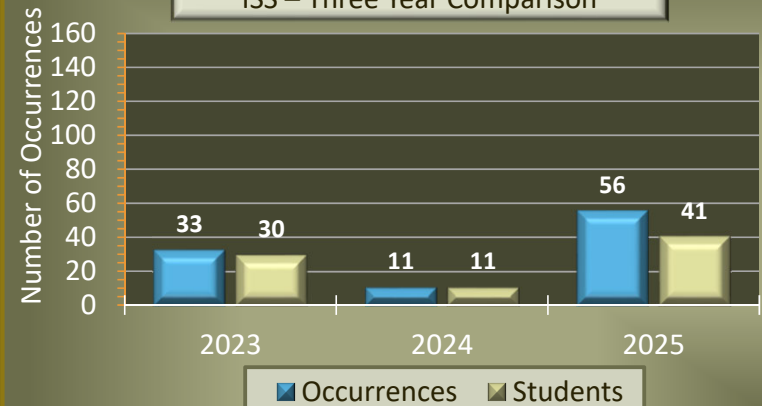
Monthly Discipline Report – January *Yrs 23/24/25

Monthly Discipline Report for January

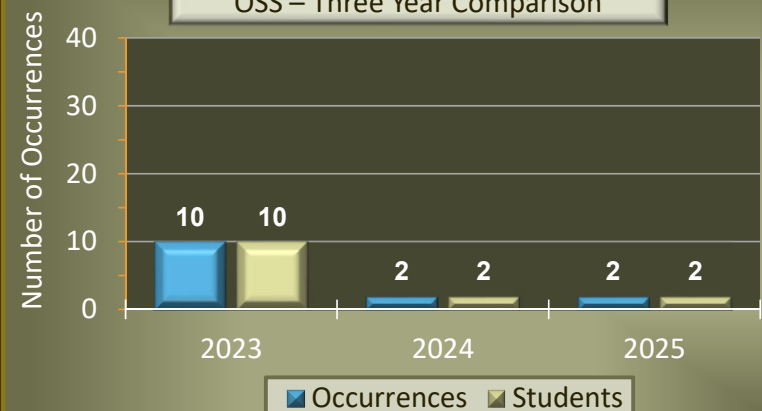
REASON FOR SUSPENSION	Monthly Discipline Numbers - January					
	2023	2024	2025	2023	2024	2025
IN SCHOOL SUSPENSION - ISS	OCC	OCC	OCC	STD	STD	STD
DISOBEDIENCE/DISRESPECT	1	0	1	1	0	0
DISOBEDIENCE/TARDY	1	1	16	0	1	10
DISOBEDIENCE/TRUANCY	25	10	33	23	10	25
ELECTRONIC DEVICE/VAPING	1	0	3	1	0	3
FIGHTING	0	0	0	0	0	0
OTHER	5	0	3	5	0	3
MONTHLY TOTAL ISS SUSPENSIONS	33	11	56	30	11	41

REASON FOR SUSPENSION	Monthly Discipline Numbers - January					
	2023	2024	2025	2023	2024	2025
OUT OF SCHOOL SUSPENSION - OSS	OCC	OCC	OCC	STD	STD	STD
DISOBEDIENCE/DISRESPECT	0	0	0	0	0	0
DISOBEDIENCE/TARDY	0	0	0	0	0	0
DISOBEDIENCE/TRUANCY	0	2	1	0	2	1
ELECTRONIC DEVICE/VAPING	0	0	0	0	0	0
FIGHTING	9	0	0	9	0	0
GANG REPRESENTATION/WEAPONS	1	0	0	1	0	0
ILLEGAL ACT/U.I. ALCOHOL	0	0	0	0	0	0
ILLEGAL ACT/U.I. MARIJUANA	0	0	1	0	0	1
THEFT	0	0	0	0	0	0
OTHER	0	0	0	0	0	0
MONTHLY TOTAL OSS SUSPENSIONS - OSS	10	2	2	10	2	2

Monthly Discipline Numbers – January
ISS – Three Year Comparison



Monthly Discipline Numbers – January
OSS – Three Year Comparison



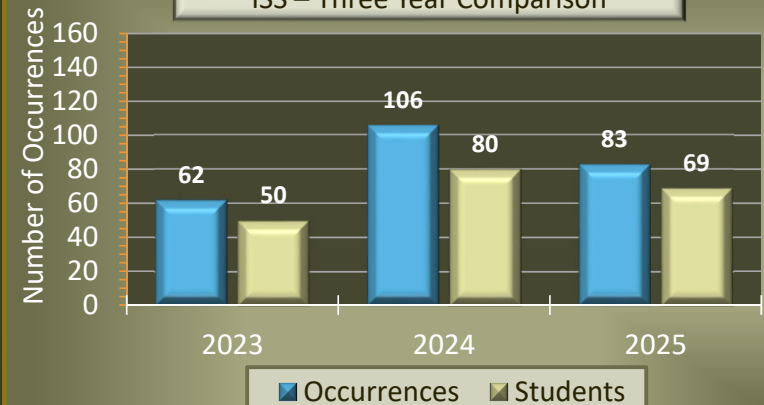
Monthly Discipline Report – February *Yrs 23/24/25

Monthly Discipline Report for February

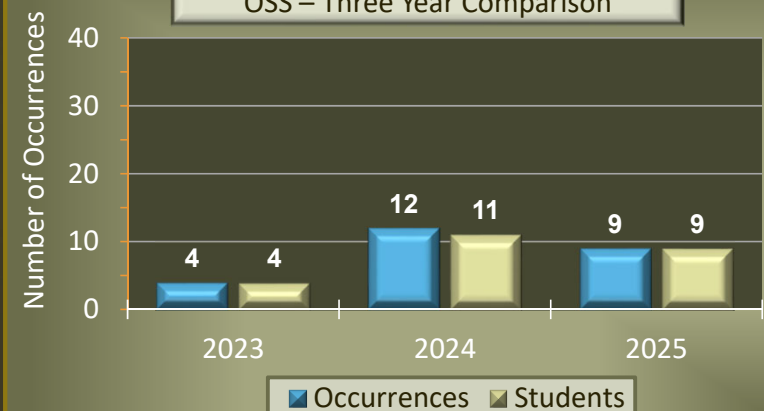
REASON FOR SUSPENSION	Monthly Discipline Numbers - February					
	2023 OCC	2024 OCC	2025 OCC	2023 STD	2024 STD	2025 STD
IN SCHOOL SUSPENSION - ISS						
DISOBEDIENCE/DISRESPECT	3	4	8	3	3	7
DISOBEDIENCE/TARDY	16	36	34	8	28	30
DISOBEDIENCE/TRUANCY	42	64	41	38	48	32
ELECTRONIC DEVICE/VAPING	0	0	0	0	0	0
FIGHTING	0	1	0	0	1	0
OTHER	1	1	0	1	0	0
MONTHLY TOTAL ISS SUSPENSIONS	62	106	83	50	80	69

REASON FOR SUSPENSION	Monthly Discipline Numbers - February					
	2023 OCC	2024 OCC	2025 OCC	2023 STD	2024 STD	2025 STD
OUT OF SCHOOL SUSPENSION - OSS						
DISOBEDIENCE/DISRESPECT	2	1	3	2	1	3
DISOBEDIENCE/TARDY	0	0	0	0	0	0
DISOBEDIENCE/TRUANCY	0	1	1	0	1	1
ELECTRONIC DEVICE/VAPING	0	0	0	0	0	0
FIGHTING	2	9	4	2	9	4
GANG REPRESENTATION/WEAPONS	0	1	0	0	0	0
ILLEGAL ACT/U.I. ALCOHOL	0	0	0	0	0	0
ILLEGAL ACT/U.I. MARIJUANA	0	0	1	0	0	1
THEFT	0	0	0	0	0	0
OTHER	0	0	0	0	0	0
MONTHLY TOTAL OSS SUSPENSIONS - OSS	4	12	9	4	11	9

Monthly Discipline Numbers – February
ISS – Three Year Comparison



Monthly Discipline Numbers – February
OSS – Three Year Comparison



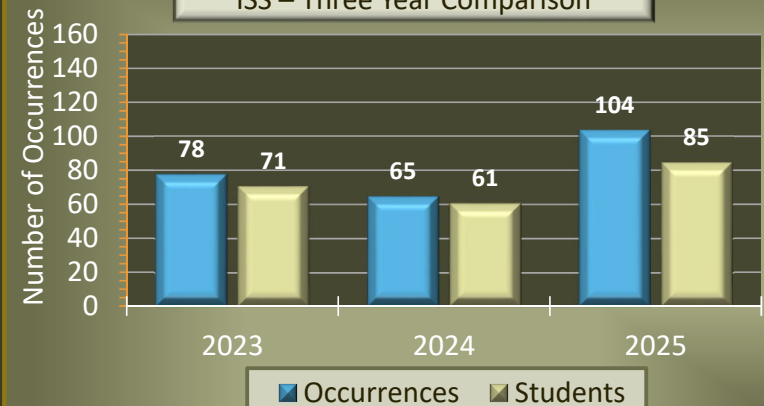
Monthly Discipline Report – March *Yrs 23/24/25

Monthly Discipline Report for March

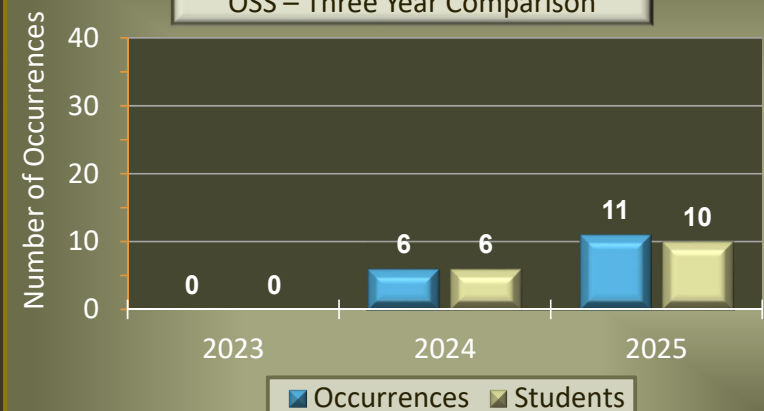
REASON FOR SUSPENSION	Monthly Discipline Numbers - March					
	2023	2024	2025	2023	2024	2025
IN SCHOOL SUSPENSION - ISS	OCC	OCC	OCC	STD	STD	STD
DISOBEDIENCE/DISRESPECT	7	0	8	7	0	6
DISOBEDIENCE/TARDY	33	27	38	30	26	37
DISOBEDIENCE/TRUANCY	31	34	58	29	31	42
ELECTRONIC DEVICE/VAPING	3	4	0	3	4	0
FIGHTING	0	0	0	0	0	0
OTHER	4	0	0	2	0	0
MONTHLY TOTAL ISS SUSPENSIONS	78	65	104	71	61	85

REASON FOR SUSPENSION	Monthly Discipline Numbers - March					
	2023	2024	2025	2023	2024	2025
OUT OF SCHOOL SUSPENSION - OSS	OCC	OCC	OCC	STD	STD	STD
DISOBEDIENCE/DISRESPECT	0	0	4	0	0	4
DISOBEDIENCE/TARDY	0	0	0	0	0	0
DISOBEDIENCE/TRUANCY	0	1	2	0	1	1
ELECTRONIC DEVICE/VAPING	0	0	0	0	0	0
FIGHTING	0	3	2	0	3	2
GANG REPRESENTATION/WEAPONS	0	1	0	0	1	0
ILLEGAL ACT/U.I. ALCOHOL	0	0	2	0	0	2
ILLEGAL ACT/U.I. MARIJUANA	0	1	0	0	1	0
THEFT	0	0	0	0	0	0
OTHER	0	0	1	0	0	1
MONTHLY TOTAL OSS SUSPENSIONS - OSS	0	6	11	0	6	10

Monthly Discipline Numbers – March
ISS – Three Year Comparison



Monthly Discipline Numbers – March
OSS – Three Year Comparison



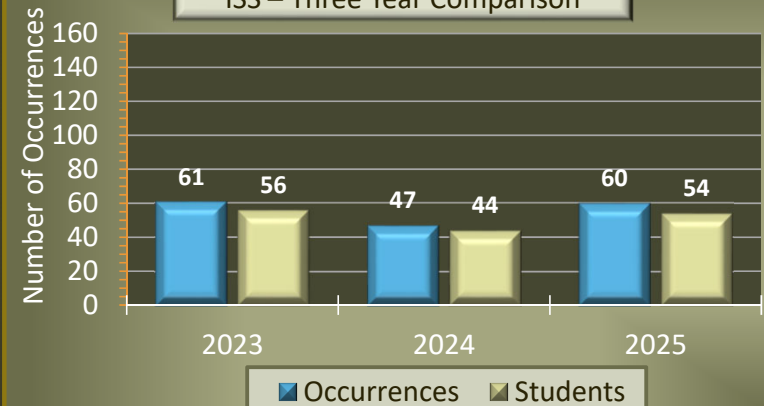
Monthly Discipline Report – April *Yrs 23/24/25

Monthly Discipline Report for April

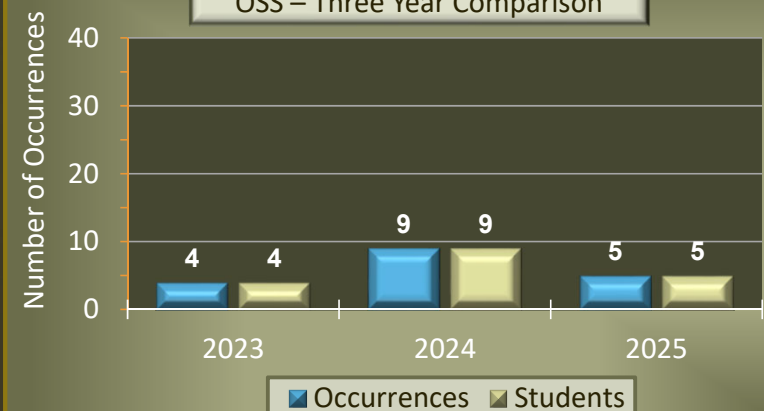
REASON FOR SUSPENSION	Monthly Discipline Numbers - April					
	2023	2024	2025	2023	2024	2025
IN SCHOOL SUSPENSION - ISS	OCC	OCC	OCC	STD	STD	STD
DISOBEDIENCE/DISRESPECT	1	0	6	1	0	6
DISOBEDIENCE/TARDY	29	14	14	26	14	13
DISOBEDIENCE/TRUANCY	23	33	37	21	30	32
ELECTRONIC DEVICE/VAPING	6	0	0	6	0	0
FIGHTING	0	0	0	0	0	0
OTHER	2	0	3	2	0	3
MONTHLY TOTAL ISS SUSPENSIONS	61	47	60	56	44	54

REASON FOR SUSPENSION	2023	2024	2025	2023	2024	2025
	OCC	OCC	OCC	STD	STD	STD
OUT OF SCHOOL SUSPENSION - OSS						
DISOBEDIENCE/DISRESPECT	0	4	1	0	4	1
DISOBEDIENCE/TARDY	0	0	0	0	0	0
DISOBEDIENCE/TRUANCY	0	0	0	0	0	0
ELECTRONIC DEVICE/VAPING	0	0	2	0	0	2
FIGHTING	3	4	0	3	4	0
GANG REPRESENTATION/WEAPONS	1	0	0	1	0	0
ILLEGAL ACT/U.I. ALCOHOL	0	0	2	0	0	2
ILLEGAL ACT/U.I. MARIJUANA	0	1	0	0	1	0
THEFT	0	0	0	0	0	0
OTHER	0	0	0	0	0	0
MONTHLY TOTAL OSS SUSPENSIONS - OSS	4	9	5	4	9	5

Monthly Discipline Numbers – April
ISS – Three Year Comparison



Monthly Discipline Numbers – April
OSS – Three Year Comparison



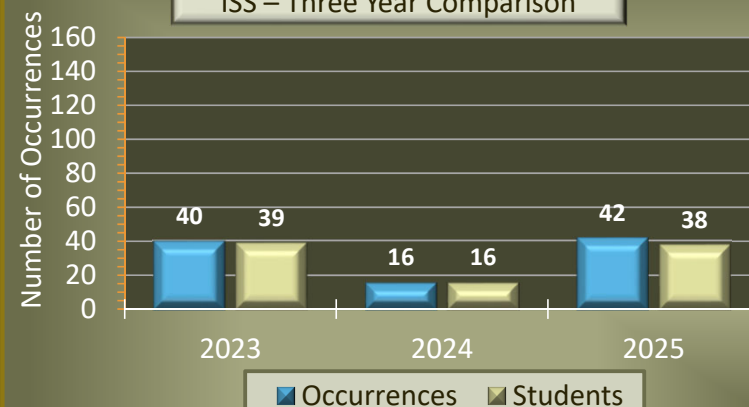
Monthly Discipline Report – May *Yrs 23/24/25

Monthly Discipline Report for May

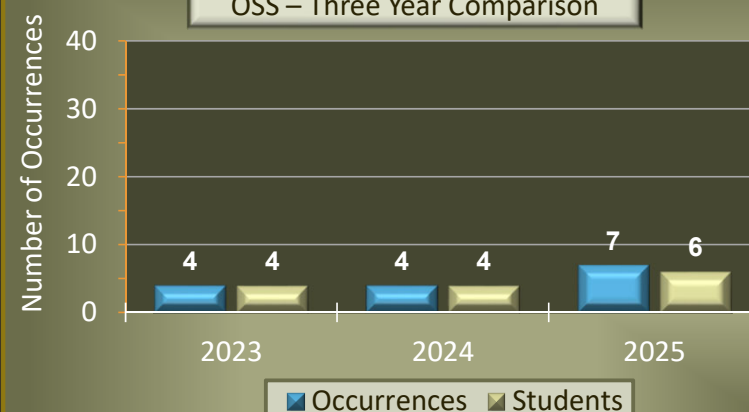
REASON FOR SUSPENSION	Monthly Discipline Numbers - May					
	2023	2024	2025	2023	2024	2025
IN SCHOOL SUSPENSION - ISS	OCC	OCC	OCC	STD	STD	STD
DISOBEDIENCE/DISRESPECT	3	2	3	3	2	3
DISOBEDIENCE/TARDY	5	3	7	5	3	7
DISOBEDIENCE/TRUANCY	27	10	28	26	10	24
ELECTRONIC DEVICE/VAPING	4	0	0	4	0	0
FIGHTING	0	0	0	0	0	0
OTHER	1	1	4	1	1	4
MONTHLY TOTAL ISS SUSPENSIONS	40	16	42	39	16	38

REASON FOR SUSPENSION	Monthly Discipline Numbers - May					
	2023	2024	2025	2023	2024	2025
OUT OF SCHOOL SUSPENSION - OSS	OCC	OCC	OCC	STD	STD	STD
DISOBEDIENCE/DISRESPECT	1	2	1	1	2	1
DISOBEDIENCE/TARDY	0	0	0	0	0	0
DISOBEDIENCE/TRUANCY	0	0	0	0	0	0
ELECTRONIC DEVICE/VAPING	0	0	1	0	0	1
FIGHTING	3	1	5	3	1	4
GANG REPRESENTATION/WEAPONS	0	0	0	0	0	0
ILLEGAL ACT/U.I. ALCOHOL	0	0	0	0	0	0
ILLEGAL ACT/U.I. MARIJUANA	0	0	0	0	0	0
THEFT	0	0	0	0	0	0
OTHER	0	1	0	0	1	0
MONTHLY TOTAL OSS SUSPENSIONS - OSS	4	4	7	4	4	6

Monthly Discipline Numbers – May
ISS – Three Year Comparison



Monthly Discipline Numbers – May
OSS – Three Year Comparison

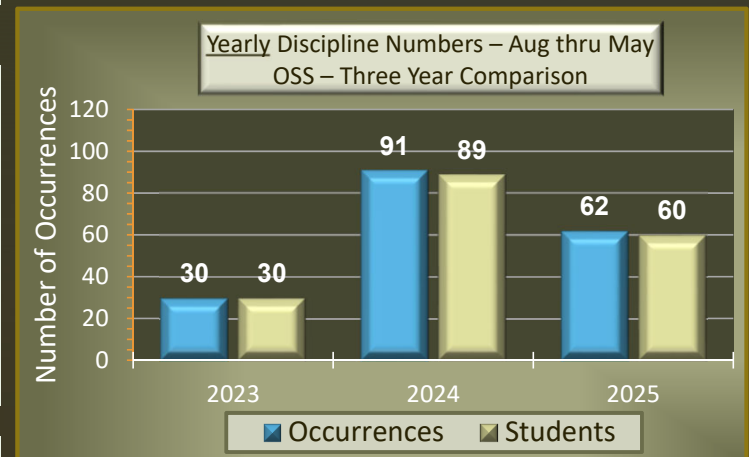



Yearly Discipline Report – August thru May *Yrs 23/24/25

Yearly Discipline Report for August thru May

REASON FOR SUSPENSION	Yearly Discipline Numbers - August thru May					
	2023 OCC	2024 OCC	2025 OCC	2023 STD	2024 STD	2025 STD
IN SCHOOL SUSPENSION - ISS						
DISOBEDIENCE/DISRESPECT	28	25	46	26	21	37
DISOBEDIENCE/TARDY	219	246	224	184	213	196
DISOBEDIENCE/TRUANCY	281	296	364	250	261	302
ELECTRONIC DEVICE/VAPING	19	16	9	18	15	8
FIGHTING	5	7	2	5	7	2
OTHER	29	9	20	26	8	18
MONTHLY TOTAL ISS SUSPENSIONS	581	599	665	509	525	563

REASON FOR SUSPENSION	2023 OCC	2024 OCC	2025 OCC	2023 STD	2024 STD	2025 STD
OUT OF SCHOOL SUSPENSION - OSS						
DISOBEDIENCE/DISRESPECT	5	16	16	5	16	16
DISOBEDIENCE/TARDY	0	1	0	0	1	0
DISOBEDIENCE/TRUANCY	0	10	4	0	9	3
ELECTRONIC DEVICE/VAPING	0	0	4	0	0	4
FIGHTING	20	40	26	20	40	25
GANG REPRESENTATION/WEAPONS	4	15	2	4	14	2
ILLEGAL ACT/U.I. ALCOHOL	0	3	5	0	3	5
ILLEGAL ACT/U.I. MARIJUANA	0	2	4	0	2	4
THEFT	0	0	0	0	0	0
OTHER	1	4	1	1	4	1
MONTHLY TOTAL OSS SUSPENSIONS -	30	91	62	30	89	60



*Student totals by year contain duplicates between months. August to June Graphs are adjusted at EOY to remove duplicates.