


Quick Start Guide

This document helps you create a MyACT account and/or update any existing ACT account information you have so you can just use your MyACT account for everything.

You will use your MyACT® account to do the following:

- **Register** for test events
- **Prepare** for testing
- **View** and **Send** test scores
- **Explore** colleges and careers
- **Plan** for college
- **Purchase** ACT® test prep materials
- **Access** free ACT test prep materials

MyACT is mobile-accessible and friendly. You can view all results on a computer, tablet, or mobile device.

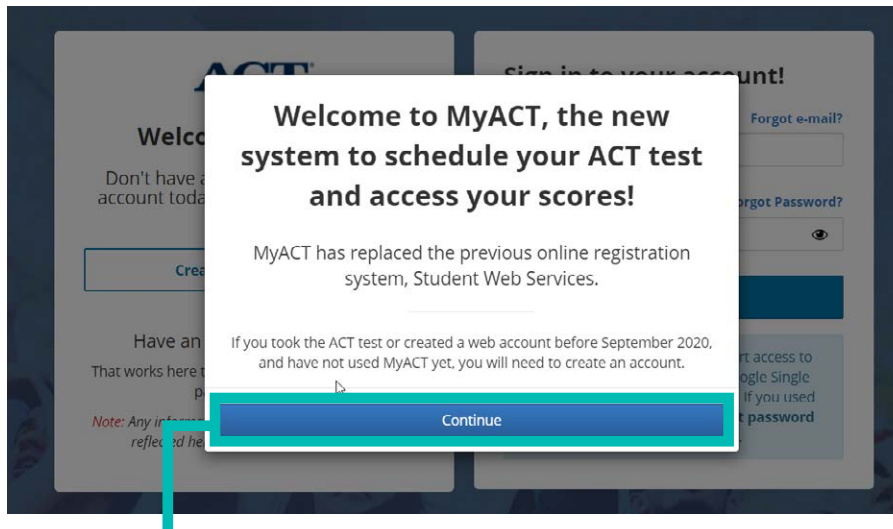


Contents

Creating a MyACT Account for the First Time	2
You Have No Previous Scores	2
You Have Previous Scores	5
Removing Google Single-Sign-On for MyACT	7
Migrating an ACT Student Web Account to MyACT	9
If you forgot your ACT student web account User ID or Password	11

Creating a MyACT Account for the First Time

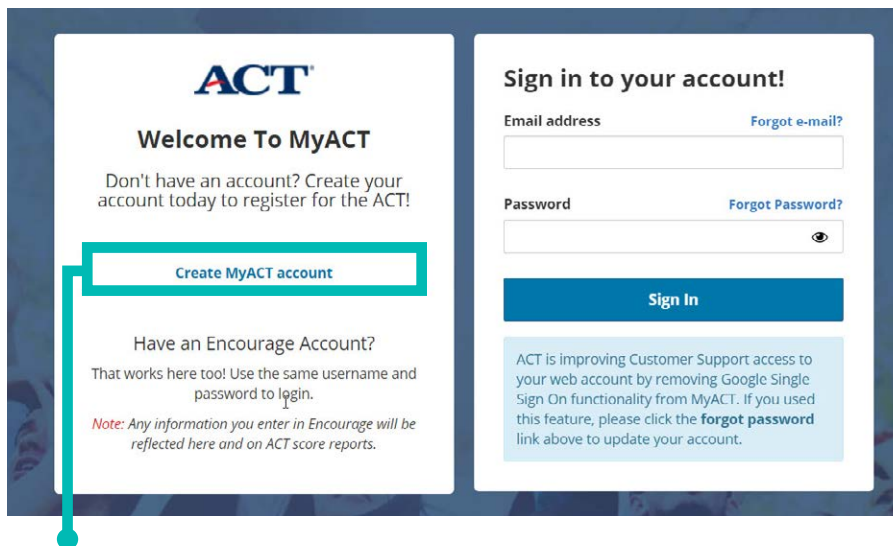
When you navigate to my.act.org for the first time, you will be greeted with a welcome screen that introduces MyACT.



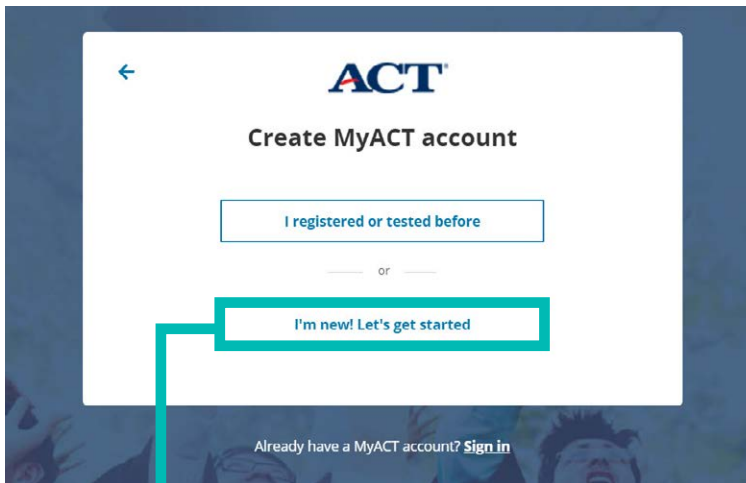
Select **Continue** to proceed.

You Have No Previous Scores

After selecting **Continue** on the welcome screen at myact.org, you will be taken to a screen to create your MyACT account. If this is your first time creating a MyACT account **and you have no previous ACT scores**, follow these directions.



Select **Create MyACT account** to proceed.



Select **I'm new! Let's get started**.

Then enter the following information:

Name on your photo ID (first, middle initial, and last)

Email

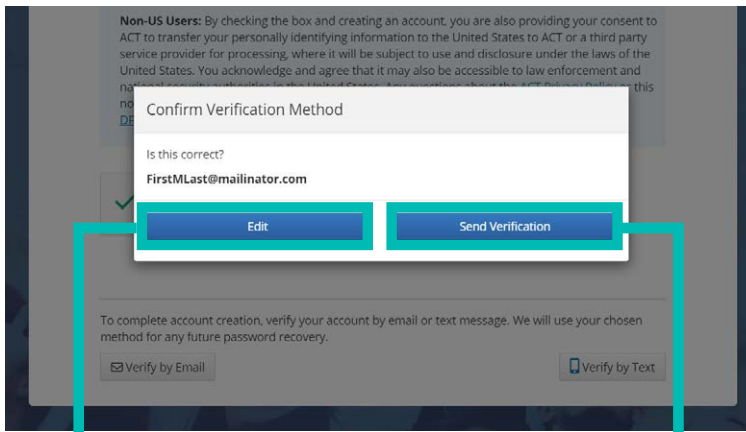
Country

Phone (mobile, landline or other landline)

Create a new Password

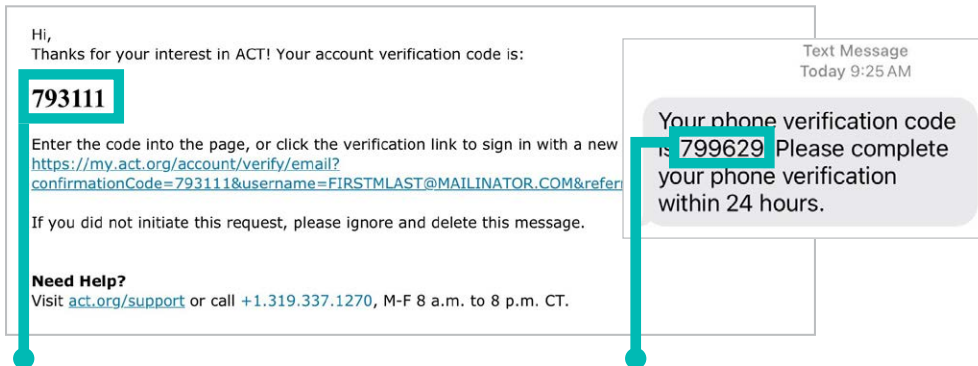
Check to agree to the ACT Terms and Conditions and the ACT Privacy Policy

Select **Verify by Email** or **Verify by Text**.

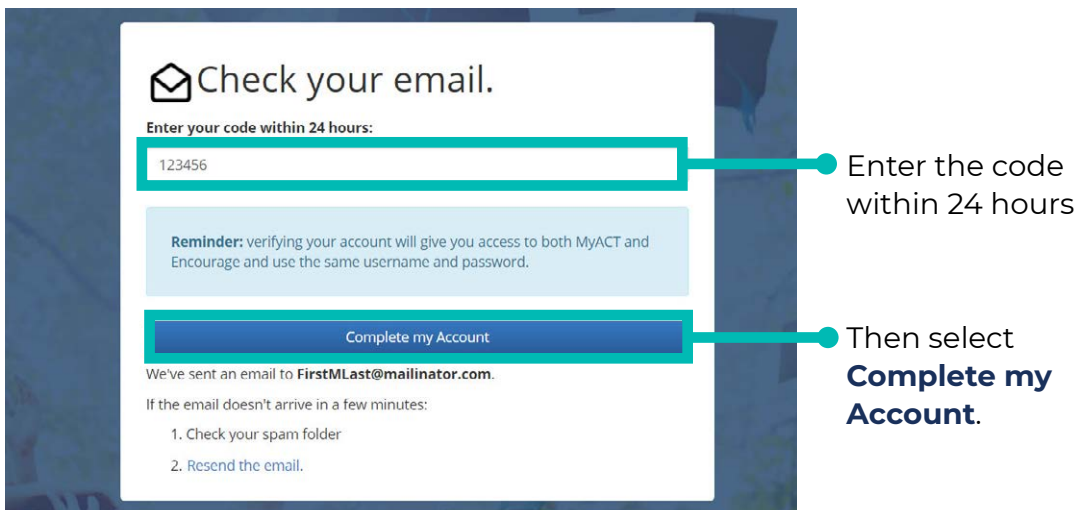


If the information is incorrect, select **Edit**

If the information is correct, select **Send Verification**

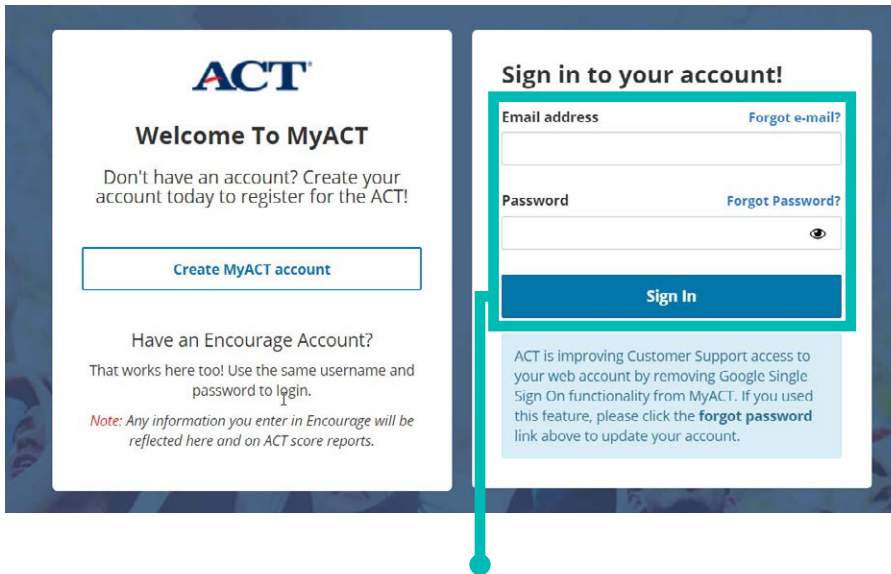


A verification code will be sent using your chosen method that you will use to activate your account.



Enter the code within 24 hours

Then select **Complete my Account.**

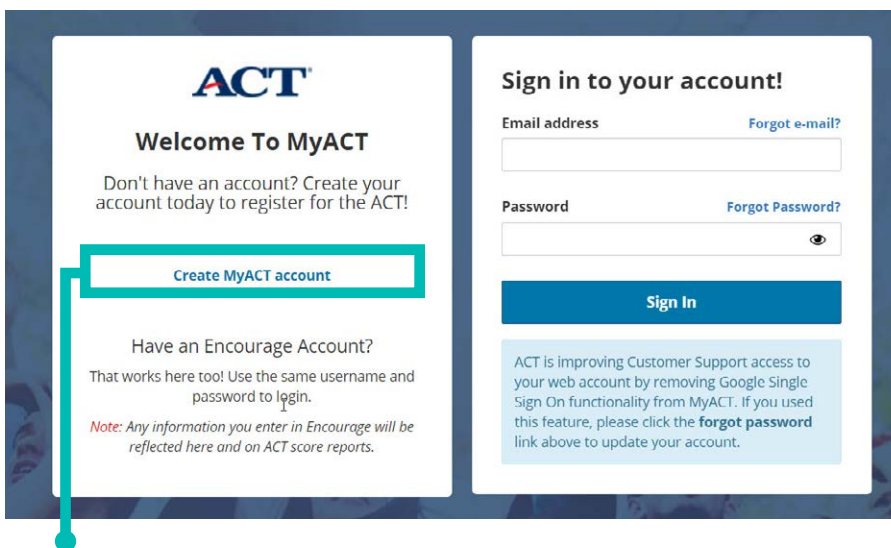


Once verification is complete, you can **Sign In** into MyACT with your new account.

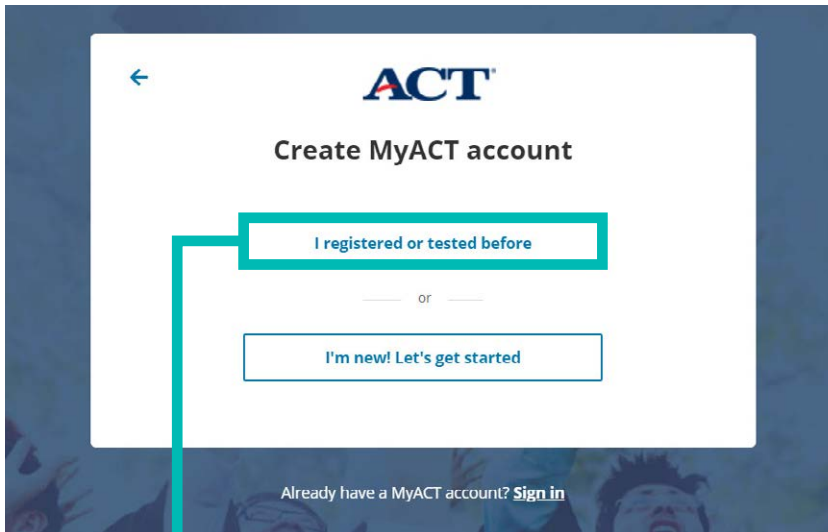
You Have Previous Scores

After selecting **Continue** on the welcome screen at myact.org, you will be taken to a screen to create your MyACT account. If this is your first time creating a MyACT account and you have previous ACT scores, follow these directions.

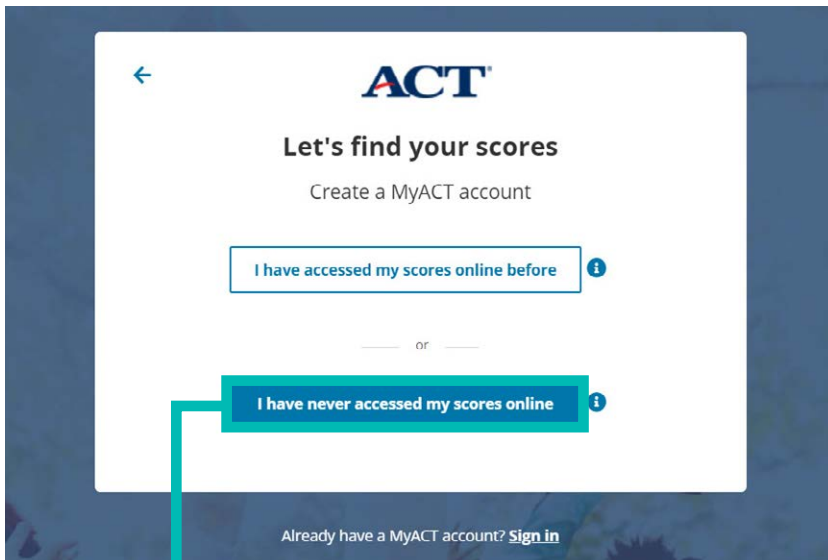
Note: Typically, this situation is for students who took the ACT through their school on a weekday and did not create a MyACT account. By creating a MyACT account, you will be able to access your ACT scores, plus all the features MyACT offers!



Select **Create MyACT account** to proceed.



Select **I registered or tested before**.



Select **I have never accessed my scores online**.

Find Your Scores

Full Name (required)

First (given) name M. I.

Last name (surname)

Date of Birth (required)

Month ▼ Day ▼ YYYY ▼ 📅

ACT ID (required) ℹ️

ACTID

Month and Year of Test (required)

Month ▼ YYYY ▼

I understand that by creating an account, I agree to the [ACT Terms & Conditions](#), and I consent to the processing of my personally identifying information, including the collection, use, transfer and disclosure of information, as described in the [ACT Privacy Policy](#).

Non-US Users: By checking the box and creating an account, you are also providing your consent to ACT to transfer your personally identifying information to the United States to ACT or a third party service provider for processing, where it will be subject to use and disclosure under the laws of the United States. You acknowledge and agree that it may also be accessible to law enforcement and national security authorities in the United States. Any questions about the [ACT Privacy Policy](#) or this notice should be directed to our Data Protection Official, Vice President, Data Management at DPO@act.org.

Back

Continue

Full Name (first, middle initial and last)

Date of Birth

ACT ID


Month and Year of Test

Check to agree to the ACT Terms and Conditions and the ACT Privacy Policy.

Select **Continue**.

Removing Google Single-Sign-On for MyACT

ACT is removing Google Single-Sign-On functionality from MyACT.



Welcome To MyACT

Don't have an account? Create your account today to register for the ACT!

Create MyACT account

Have an Encourage Account?
That works here too! Use the same username and password to login.

Note: Any information you enter in Encourage will be reflected here and on ACT score reports.

Sign in to your account!

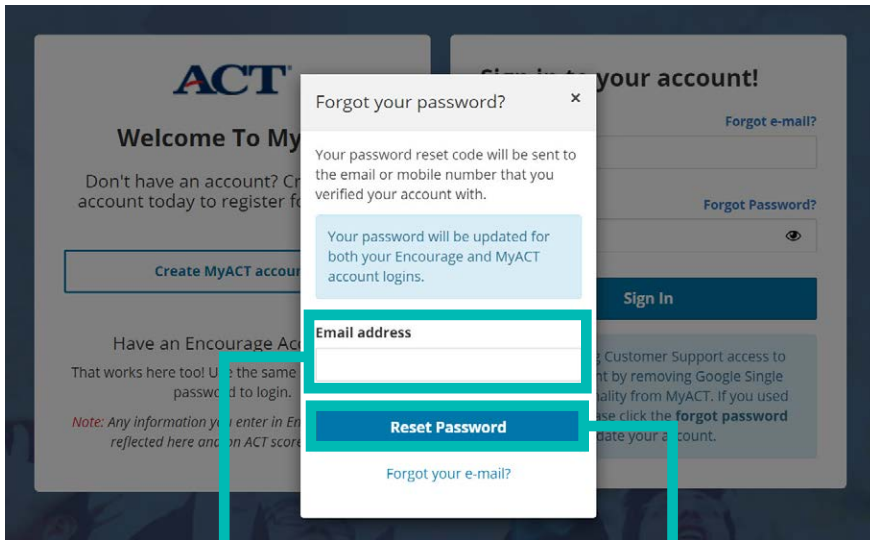
Email address Forgot e-mail?

Password Forgot Password? 👁️

Sign In

ACT is improving Customer Support access to your web account by removing Google Single Sign On functionality from MyACT. If you used this feature, please click the **forgot password** link above to update your account.

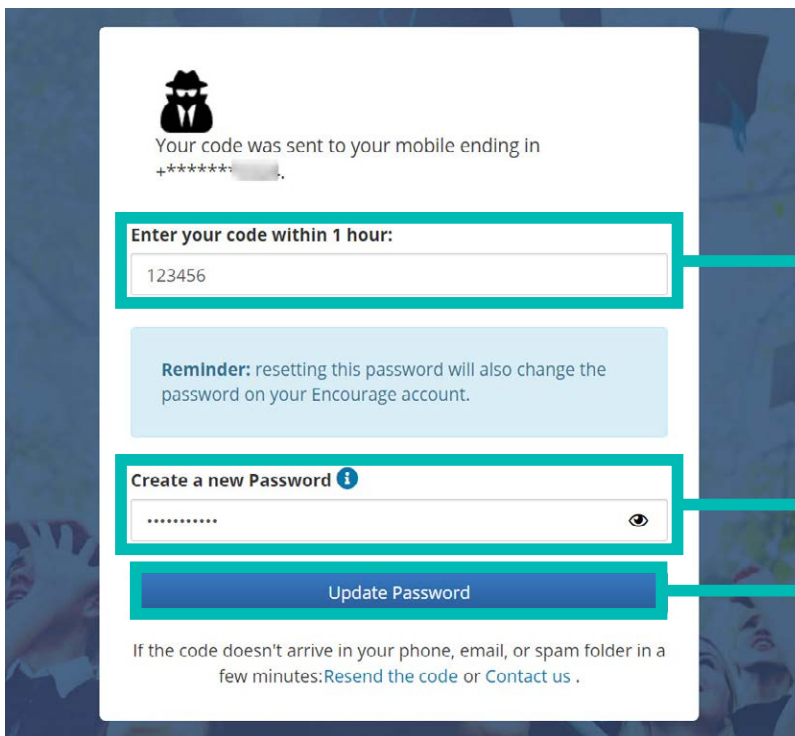
If you used this feature, please click the **Forgot Password?** link to update your account.



Enter the email address you used to create your account.

Select **Reset Password**.

A code will be sent to the email address or phone number used to verify your account. Input the code within one hour to update your password.



Enter the code on within 1 hour

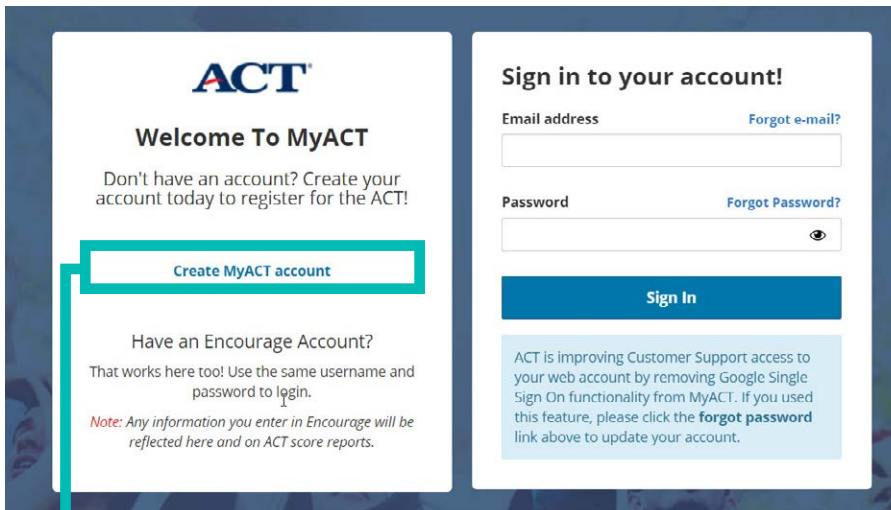
Create a new password

Then select **Update Password**.

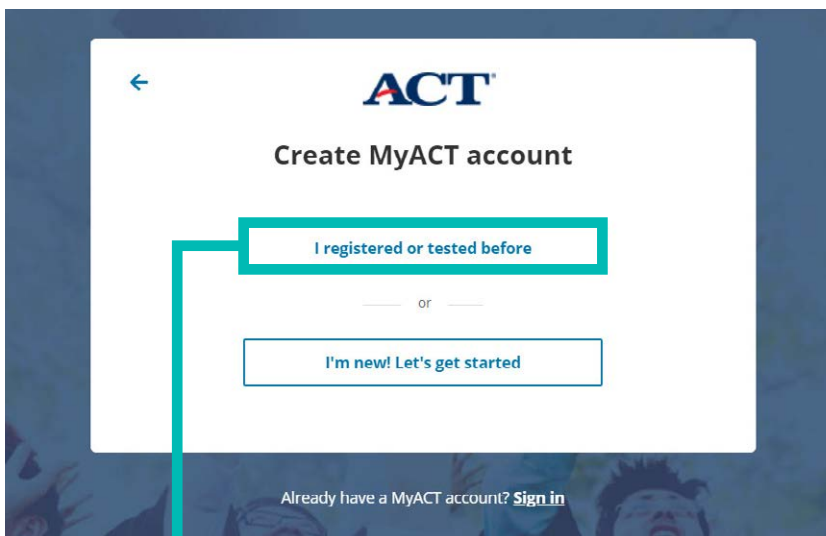
Migrating an ACT Student Web Account to MyACT

After selecting Continue on the welcome screen at myact.org, you will be taken to a screen to create your MyACT account. If this is your first time creating a MyACT account and you have an ACT student web account, follow these directions.

Note: Your former ACT student web account will be migrated to MyACT. You will be able to access your ACT scores, plus all the features MyACT offers!



Select **Create MyACT account** to proceed.



Select **I registered or tested before**.

←

ACT

Let's find your scores

Create a MyACT account

I have accessed my scores online before

_____ or _____

I have never accessed my scores online ⓘ

Select **I have accessed my scores online before**.

Enter your ACT student web account credentials below to update your account ⓘ

User Id [Forgot User Id?](#)

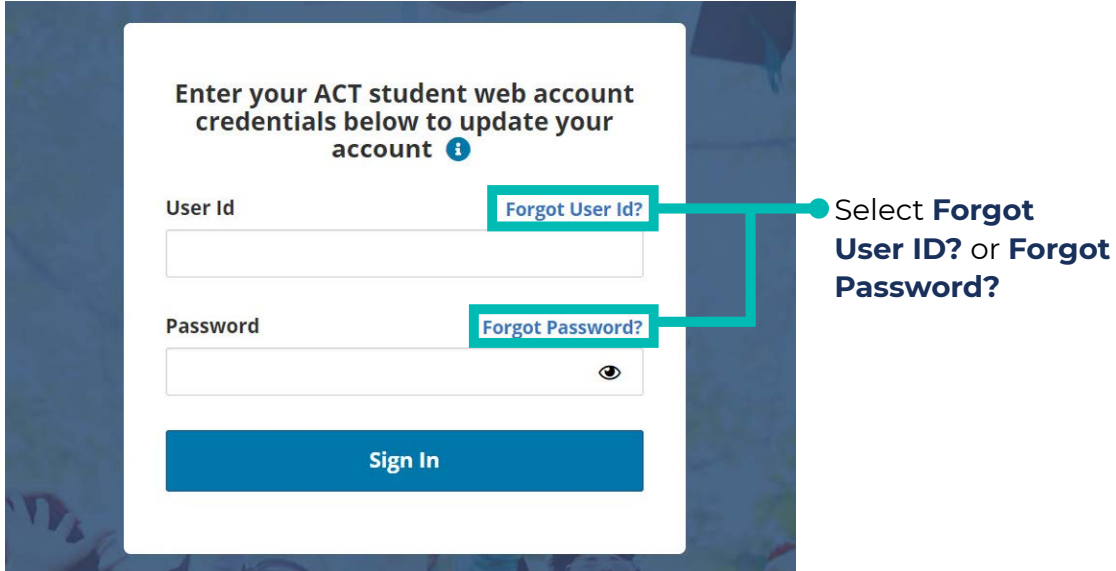
Password [Forgot Password?](#) ⓘ

Sign In

Enter the User ID and Password you used with your ACT student web account.

Select **Sign In**.

If you forgot your ACT student web account User ID or Password



Enter your ACT student web account credentials below to update your account ⓘ

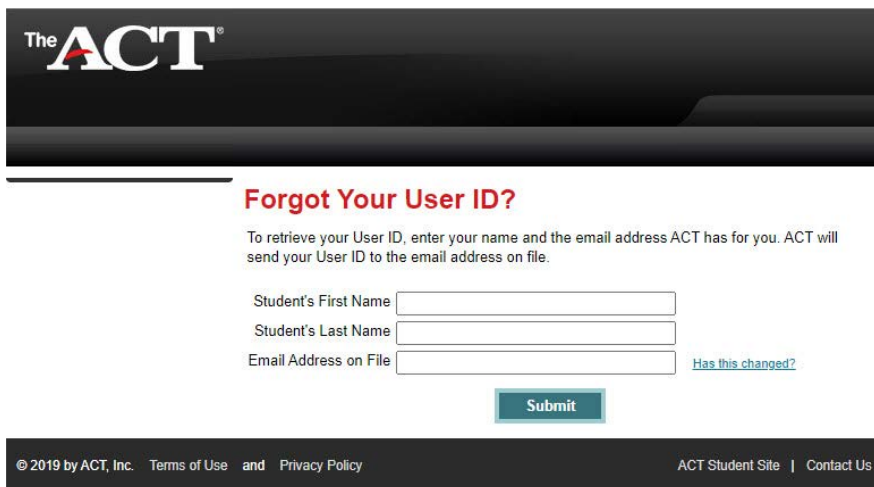
User Id [Forgot User ID?](#)

Password [Forgot Password?](#)

[Sign In](#)

Select **Forgot User ID?** or **Forgot Password?**

You will be redirected to a page that links to your ACT student web account where you can make the necessary changes. You will then use the updated credentials to login to MyACT and migrate your accounts.



The ACT

Forgot Your User ID?

To retrieve your User ID, enter your name and the email address ACT has for you. ACT will send your User ID to the email address on file.

Student's First Name

Student's Last Name

Email Address on File [Has this changed?](#)

[Submit](#)

© 2019 by ACT, Inc. [Terms of Use](#) and [Privacy Policy](#) [ACT Student Site](#) | [Contact Us](#)

- **Forgot User ID requires:**
 - Student's First Name
 - Student's Last Name
 - Email Address on File
- **Forgot Password requires:**
 - Student's User ID
 - Email Address on File

Notes:

- If you no longer have access to the email you used to create your ACT student web account, contact ACT for further assistance.
- You will not be able to sign into your old ACT student web accounts. You will only be able to update your login credentials.