



# **Bernards High School**

## *Social Media Privacy Settings 101*

# ***Table of Contents***

*Instagram Privacy Settings*.....3 & 4

*Snapchat Privacy Settings*.....5 & 6


*TikTok Privacy Settings*.....7 & 8



# Instagram

## Privacy Settings

1. Log into your Instagram Account




2. Click on the  to get to your account

settings





### Settings and privacy

Manage your connected experiences and account settings across Meta technologies. [Learn more](#)

#### How you use Instagram

-  Saved >
-  Archive >
-  Your activity >
-  Close Friends 0 >
-  Notifications >
-  Time spent >

#### What you see

-  Favorites 0 >
-  Muted accounts 0 >
-  Suggested content >
-  Like count >

#### Who can see your content

-  Account privacy **Private** >



shsdwellnesscorner



167 Posts

148 Followers

39 Following


SHSD Wellness Corner

Committed to supporting the overall wellness of our SHSD Community.

Need immediate assistance? Call 1-800-273-8255 or Text HOME to 741-741.

Edit profile

Share profile



To make your account **Private** simply click on this link

### Account privacy

Private account

When your account is public, your profile and posts can be seen by anyone, on or off Instagram, even if they don't have an Instagram account.

When your account is private, only the followers you approve can see what you share, including your photos or videos on hashtag and location pages, and your followers and following lists.

and ensure "Private Account" is turned on

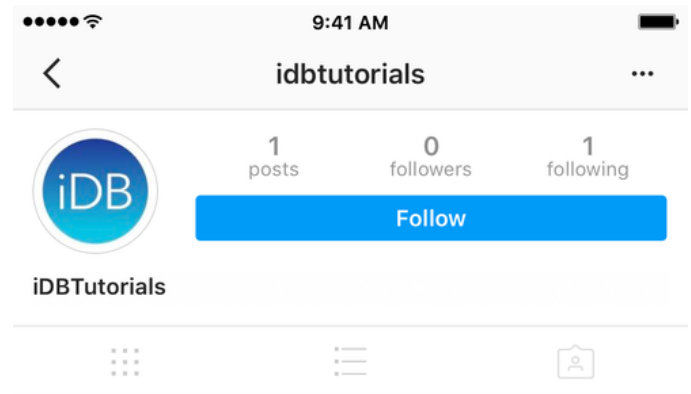


# Instagram

## Privacy Settings cont.

### Recommended Setting

- With this privacy setting, other Instagram users will have to **request to follow** you that you can **approve or deny**.
- They will **NOT** be able to see your posts until you approve their follow



**Note:** If you are **under 16** when you sign up for an Instagram account, you'll have the option to choose between a public or private account, but **Private is selected by default**.

If you're **over 16**, your Instagram account is **Public by default** and you can choose to make your account private at any time.

  
This account is private.  
Follow to see their photos and videos.





# SnapChat

## Privacy Settings

< Settings

### ADDITIONAL SERVICES

#### PRIVACY CONTROLS

Clear Data >

See My Location >  
Only Me

Blocked Users >

View My Story >  
My Friends

Contact Me >

See Me in Quick Add >

Activity Indicator >

Family Center >

Spotlight Comment Settings >

California Privacy Choices >

Made For Me Panel >

My Data >

*“Clearing” your data does **not** permanently delete all of your snaps.*

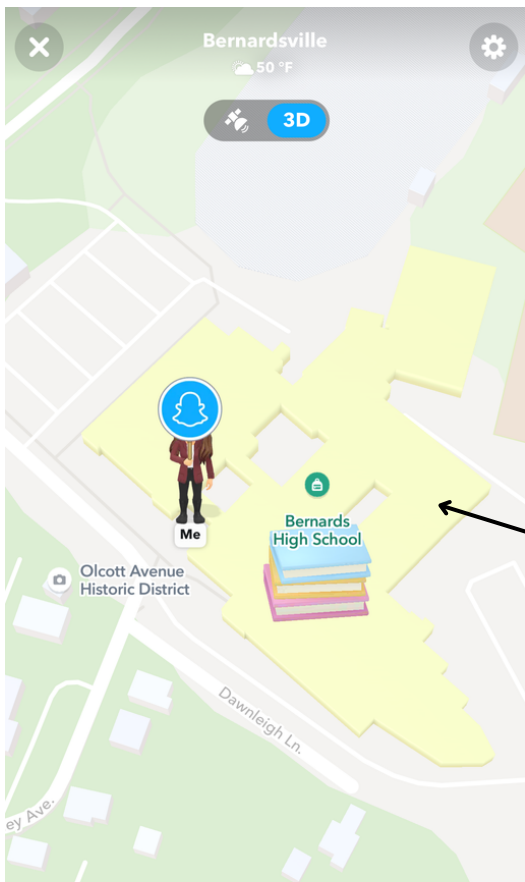
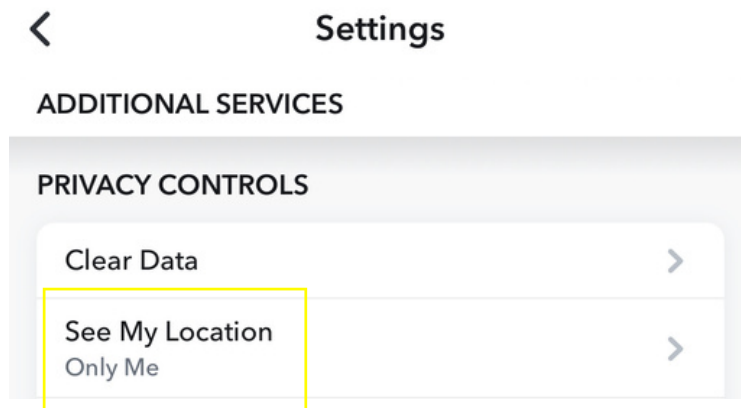
*Once you send something, it is out there forever!*

*Selecting “**My Friends**” as the privacy setting for the following options allows only individuals you have accepted as your friend to snap you or see your story.*



# SnapChat

## Privacy Settings cont.



*Selecting "Only Me" prevents others from knowing your precise location at all times.*

*Information is accessed through your coordinates and allows others to gain immediate directions to get to where you are.*

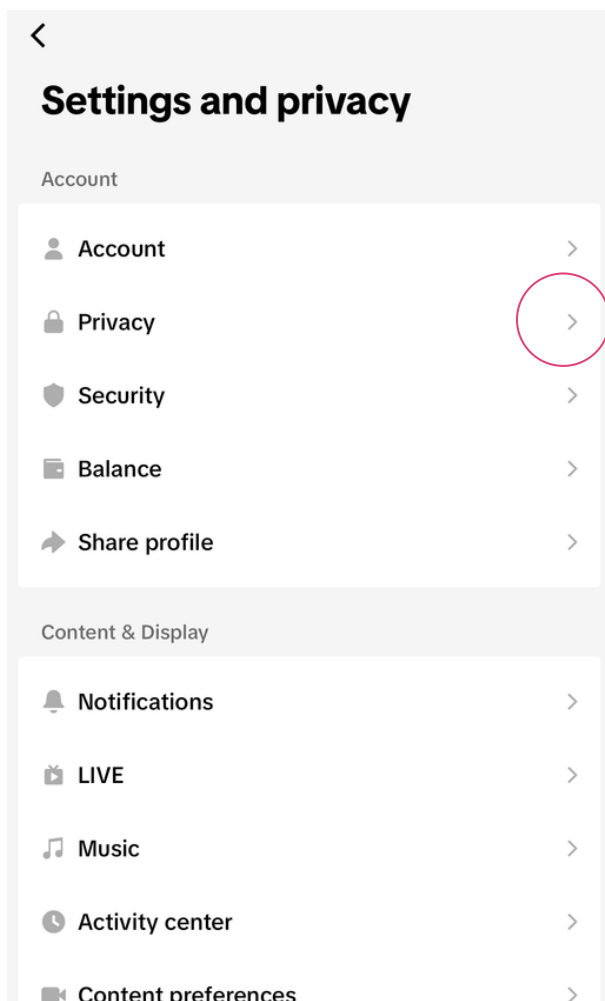
**"Ghost Mode"**



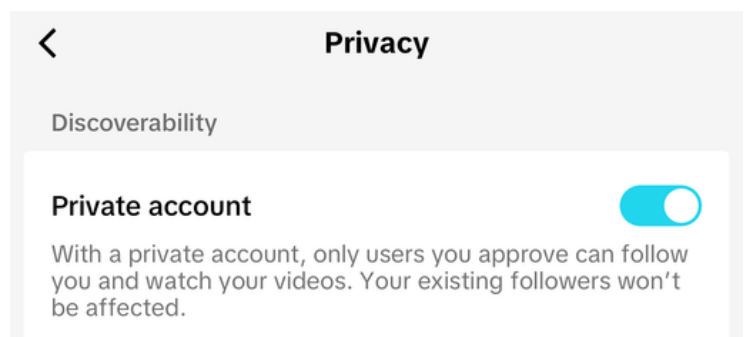
## Privacy Settings

To set your TikTok account as **Private**:

1. In the TikTok app, tap Profile at the bottom.
2. Tap the Menu ≡ button at the top.
3. Tap Settings and privacy.



To make your account **Private** simply click this link.



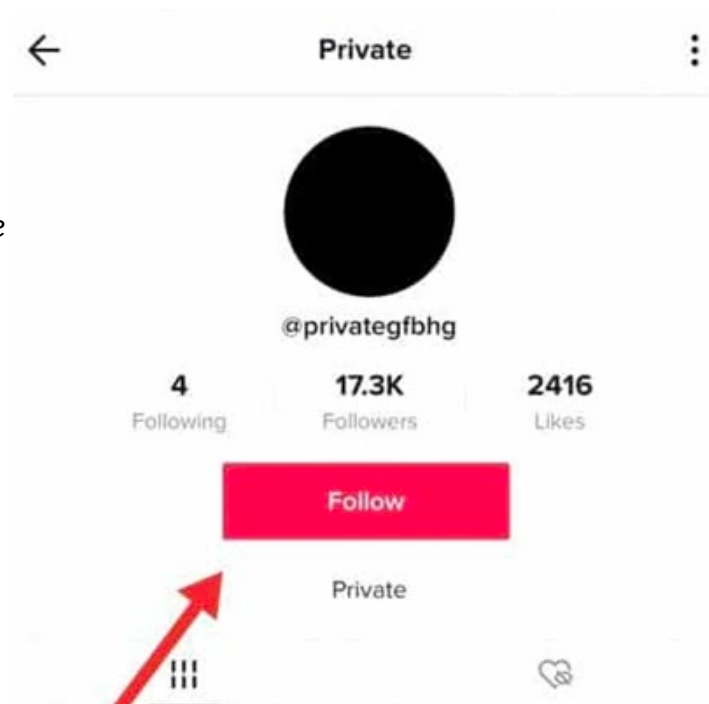
and ensure "Private Account" is turned on



## Privacy Settings cont.

### Recommended Setting

- With this privacy setting, other TikTok users will have to **request to follow** you that you can **approve or deny**.
- They will **NOT** be able to see your posts until you approve their follow.



**Note:** TikTok requires all users to be at least 13 years of age to use the app with full access.

Children under 13 may use the with limited access. Those under 13 cannot search, comment on others' videos, or post their own.

Children's accounts aged 13-15 are selected Private by default.

Children 16 & and over may have access to the full app allowing them to livestream and use direct messaging.

*\*Children's activity on the app should be closely monitored\**