RFP 2025-15

Title: Relocatable Classrooms for Kirksey Middle School

Issue Date: Friday, May 30, 2025

Submission Deadline: Thursday, June 19, 2025

Time: 10:00 a.m. (Central Standard Time)

Questions regarding proposal specifications are to be addressed to the Project Administrator listed in the proposal or contact Purchasing Office at 601-973-8582 or via email at rfp@jackson.k12.ms.us for assistance.

The Board of Trustees of the Jackson Public School District (hereafter referred to as "JPSD") is soliciting sealed, written formal Requests for Proposals (RFP) from qualified vendors (hereafter referred to as "Vendor") for the purchase of furniture, equipment, supplies, materials, labor or services as outlined in the following specifications. Sealed RFP shall be received by JPSD, in the Business Office of the Jackson Public Schools, 662 South President Street, Jackson, Mississippi, until the time specified on the RFP Opening Schedule (front page of the formal RFP document), at which time all RFP shall be publicly opened and read aloud. Neither dating of the RFP form nor placing the RFP in the mail by this date shall meet legal requirements; the formal RFP document must be **received in the Business Office** of the Jackson Public School District on or before the date and time stated.

JPSD reserves the right to reject any and all RFPs received and to waive any and all informalities. Vendors are encouraged to very carefully read all sections of this RFP document prior to submitting an RFP proposal. Any agreement generated due to an award may be terminated by the District without cause upon one week's prior notice to vendor.

The vendor must provide a current copy of their company's Certificate of Insurance with Workers Compensation and General Liability Coverage. Jackson Public School District requires coverage for not less $1,000,000.00 dollars. JPSD must be listed as an insurer under the coverage provided. It is imperative that this insurance is maintained throughout the duration of the contract. This coverage must be submitted and kept on file with JPSD.

It is the basic philosophy of JPSD to extend to all responsible Vendors equal consideration and the assurance of unbiased judgment in determining whether their product or service meets specifications and the educational needs of the school district. JPSD shall fairly evaluate all formal RFP proposals submitted and base all decisions on the "lowest and best" RFP concept, purchasing only those products and/or services which meet the specifications as written. All decisions rendered shall strive to achieve the greatest value from every tax dollar expended. JPSD shall make no discrimination based on race, color, creed, religion, or national origin, in either the product evaluation process or in transacting business with Vendors or Vendor representatives.

The advertising and publishing of this RFP has met all legal requirements (Mississippi Code of 1972, Annotated, §31-7-13), hence the requirement to offer public notice of the intent of JPSD to solicit RFPs via this RFP document has been satisfied.

This document is to serve as an invitation to all qualified vendors to extend to JPSD an offer for the sale of all products and/or services specified herein. It is the purpose of this RFP document to clearly define "open" and "competitive" product or service rfp specifications. All items on this RFP are to be **as specified or JPSD approved equal**.

Addendum: Vendor shall acknowledge the receipt of all addendums which were issued during the course of this RFP. If specified in the text of the addendum, in addition to acknowledging receipt of the addenda below, the addenda may require additional information required for the RFP (e.g., pricing), in which case the Add RFP Addendum shall not only be acknowledged below but shall be completed and attached to the RFP at the time the RFP proposal is submitted. Receipt of the following Addendum issued during the course of this formal RFP is hereby acknowledged:

It is acknowledged that this rfp proposal consists of the following sections: **PROPOSAL FORM**, **INSTRUCTIONS AND CONDITIONS**, **SPECIFICATIONS** and any **ADDENDUM** (if applicable). The Addendum chart is located on page 36.

Net Prices

In all cases, prices quoted are to be net including all applicable discounts. A separate price shall be offered for each item and not in combination with other items (unless the grouping of items is otherwise allowed as defined in the specifications). Unit price shall prevail in case of a conflict between unit and total price (extension); written price shall prevail in case of a conflict between written and enumerated pricing. Vendors are instructed to **round off all unit pricing and extensions to the nearest whole cent, i.e., round the pricing to two places to the right of the decimal point only.** JPSD will only accept pricing, which

is stated in this manner. All items for which pricing is submitted which is other than two places to the right of the decimal shall be accepted; however, all digits beyond a whole cent (more than two places to the right of the decimal) shall be ignored in the RFP analysis process and the unit price indicated on the purchase order shall be to the nearest whole cent for each item involved.

Payment and Invoicing
Unless otherwise indicated in the detailed specifications of this RFP document, JPSD shall make remittance in a **single lump sum** payment **following satisfactory delivery of all items** listed on the purchase order or following satisfactory performance (final inspection) of all services as specified in the contract. JPSD remits by "completed purchase order" only; remittance shall not be made upon receipt of partial shipments or performance, or the receipt of invoice for same, but only after all items included on the purchase order or contained in the contract are delivered and/or satisfied.

It is mutually understood that invoices submitted against Multi-Year or Open Purchase Orders, remittances are processed based on the contracted scheduled agreement prior to the purchase order being generated. Only **Multi-Year** and **Open Purchase Orders** have multiple invoices received for remittance for payment. Professional Services, materials and other such services; invoices are submitted for payment in intervals following satisfactory delivery of ALL services and /or performance of ALL services indicated in the contracted agreement between said vendor and JPSD for that time period, following inspection if applicable. Any freight/shipping cost that may be incurred for tangible items, such as books, pamphlets, handouts, materials needed for presentations, etc. must be included in the total price proposal price submitted if and applicable.

Performance Penalty
The Vendor is subject to a 10% penalty on this agreement for the **2025-2026** school year if the academic objectives of this agreement are not satisfied. The District will withhold 10% of the total contract for final payment to be made after the academic objectives are satisfied.

Default and Delays
Upon failure of the Vendor to deliver all of the items ordered or to render service, within the time set or allowed, the successful Vendor shall be considered in default, in which case JPSD reserves the right to terminate the purchase order or contract and to purchase similar supplies, services, or furniture and equipment, on the open market or secure the manufacture, delivery, and installation thereof by contract or otherwise. The Vendor shall be charged with any cost occasioned by JPSD whether the said cost is the same as originally accepted or any excess cost.

Damage to School Property
Any damage or loss to JPSD property as a result of any action by the Vendor in the delivery, execution or performance of any item or service stated in these specifications shall be repaired or replaced with the satisfaction of designated JPSD personnel, at the Vendor's cost, within a reasonable time.

Guarantee
Each Vendor, by presenting a rfp under these specifications, binds himself to make it positive that all goods are fully up to the standards set by the specifications. Should it be discovered within a reasonable period of time from the date of purchase order or contract that such goods or services are not up to standard, JPSD shall have the right to have such goods or services replaced by others conforming to the standard requirements and the entire expense be borne by the Vendor. The Vendor shall agree to guarantee and warrant all equipment provided as a result of this RFP for a period equal to the stated guaranty/warranty in the specifications. All such warranties shall provide coverage as indicated in the specifications.

Acceptance and Award of RFP Proposals
The Vendor's RFP proposal, once submitted and accepted as a valid RFP by JPSD, shall be deemed by both parties to constitute a legal and binding offer on the part of the Vendor to sell to JPSD as per the terms of the RFP specifications, all

products and/or services contained therein. RFP proposals are subject to acceptance by JPSD at any time within forty-five (45) calendar days following the RFP opening date. Consequently, all price quotations shall be effective for a minimum of forty-five (45) calendar days and a maximum period as indicated in the specifications. All RFPs must be valid for the effective dates stated in the specification, if applicable.

The award of contract shall be made to the Vendor responsible whose RFP, conforming to the specifications, is deemed to be the most advantageous to JPSD, price and all other factors considered. The Vendor acknowledges the right of JPSD to reject the RFP, in part or in total, if the Vendor fails to submit the data required in the specifications, or if the rfp is in any way incomplete or irregular. Under no circumstances may a Vendor deliver, install, or perform any service as specified in these specifications without written authorization from JPSD (i.e., a duly issued purchase order or signed contract). All RFPs shall be approved by the Board of Trustees prior to the final award.

The Vendor shall be issued a purchase order document, which shall be deemed acceptance of the RFP proposal offer made by the Vendor, for all items and/or services approved by the Board of Trustees and awarded as a result of this RFP. However, if in the opinion of JPSD, a contract document is required to authorize the award of the RFP, Vendor agrees to sign and execute all such contract documents as required in the written specifications. NOTE: If Vendor policy requires that JPSD sign Vendor contract documents, a sample of all such documents shall be included with the RFP proposal and shall become a part of the Vendor's RFP proposal.

All awards are based on the availability of funding. In the event of a reduction of funds, this award can be rescinded at any time.

Hard Copy Instructions for Submission

- Responses, once completed, should be placed in an opaque, sealed envelope.
- On the outside of the envelope, list the Company's name/address, RFP number, title, opening date and addressee information as they appear in the RFP proposal so that the response may be accurately delivered and registered upon receipt. A designated official who is a legal representative of the Company must list the required signatures that were noted prior to submitting sealed proposal.
- Failure to comply with the above submittal instructions will cause proposals not to be registered or cataloged to the appropriate file or received timely. The original documents must be displayed in front of all copies submitted by interested parties.
- Please submit Original RFP Documents in the Format Outlined along with Two (6) Copies and any Documentation submitted with the Proposal when Mailed or Hand Delivered.

Please submit the proposal when mailed or hand delivered to

Jackson Public School District
Business Office
Attn: Michele Mays/Tequia Odom
662 S. President Street
Jackson, MS 39201

- Any proposal not received by the stated deadline/time will not be considered and/or opened. The proposal will be returned to the Vendor at the Vendor's expense.
- The District accepts no liability for late submissions due to the actions of the United States Postal Service, Federal Express, United Parcel Service, or any other delivery methods.

Page (42): Cover page is to be placed on the front of the vendors submitted proposal. In the event this page is not displayed when the opening of proposal occurs; it will not be acknowledged or allowed to be presented or evaluated. Place this page on the very front of the submitted documents. This is required on all submitted proposals whether mailed, hand delivery or electronically Uploaded. The submitted proposal must be signed by an authorized official to bind the offeror to the proposed provisions.

All the other required forms to include in the proposal are listed starting at Page (35)

Proposals received after the due date and time will NOT be considered. Incomplete proposals will not be accepted in the evaluation process and will not be returned for revisions. No faxed or emailed copies will be accepted. The Proposal Cover Page is located on page (42) of this document.

PROPOSAL

GENERAL PROVISIONS

Introduction:

The Board of Trustees of the Jackson Public School District (hereinafter referred to as "JPSD is soliciting formal bid proposals from qualified vendors (hereinafter referred to as "Vendor" or "Contractor" for the purchase and installation of eight (8) used manufactured modular relocatable classrooms (hereinafter referred to as "Portables"), as per these specifications. It is the intent of these specifications to fully comply with the minimum specifications for relocatable classrooms as adopted by the Mississippi State Department of Education, Division of School Building and Transportation ("State"), as revised May 18, 1990 and effective July 1, 1990.

In order for any bid to be considered, Vendor must be currently approved (at the time the bid proposal is submitted) by the State as an approved Vendor for the sale of Portables in the state of Mississippi.

Quantity of Portables to Be Purchased:

All relocatable classrooms shall be delivered to and installed at Kirksey Middle School – 5677 Highland Drive, Jackson, MS 39206. JPSD shall reserve the right to purchase and have installed up to three additional portables of the same type and configuration as defined herein, during the five-month period following the bid opening. Regarding the possible additional three portables which may or may not be purchased, the exact number of Portables to be purchased and exactly where on each campus site the Portables shall be installed, is not known at this time; however, more precise student enrollment data should be known at the time the contract is executed and exact site information will be given the Vendor.

Site Visitation by Vendor and Subcontractor(s):

The Vendor and all subcontractors are strongly encouraged to visit the site receiving Portables to familiarize themselves with existing working conditions. Failure to visit each site shall not relieve the Vendor or any subcontractor of the responsibility of making changes required by conditions encountered on the site.

Contract Drawings and Shop Drawings:

The Vendor shall submit to JPSD shop drawings which shall include all dimensions, grades, materials, etc. pertinent to the production and installation of the Portables. The shop drawings shall be coordinated with the work of related trades. JPSD shall make every effort to approve all Vendor submitted shop drawings as quickly as possible so as not to interfere or delay in the production or installation process.

Scope of the Project:

Vendor shall provide a "turnkey" operation as relates to furnishing, site preparation, and the complete installation (including all utilities) of all Portables, as specified herein. JPSD shall provide the covered walkway systems for each Portable and shall furnish the boardwalks located beneath the covered walkways; the Vendor shall provide all other

aspects required to make the Portables habitable. Vendor unit pricing for Portables as specified herein shall include the following:

Product:

1. Furnishing Portable Building as specified herein
2. Air Conditioning and Concrete Pad for Condensing Unit
3. Fencing Around HVAC Condensing Unit

Millwork and Other Built-Ins Installation:

1. Site Preparation
2. Foundation
3. Installation of Portable on Foundation
4. Connect All Required Utilities
5. Securing and Payment of all Permits and Fees
6. Steps, Landing and Porches

Vendor shall be responsible for adhering to all applicable federal, state and local laws and ordinances as well as any and all regulations of all authorities having jurisdiction over any of the work performed by the Vendor or the Vendor's subcontractor(s) in the performance of the contract. Likewise, the vendor is responsible for securing any and all fees, permits, licenses, etc. required to satisfactorily perform all aspects of the project.

Award of the Contract:

The contract shall be awarded to the single Vendor whose bid proposal is deemed by JPSD to conform to all specifications as stated herein, price and all other factors considered, and which in the exclusive opinion of JPSD is the most advantageous to JPSD. JPSD shall have the exclusive right to reject any and all bids and to waive any informality or irregularity in any bid proposal received.

It is anticipated that a recommendation concerning the award of a contract shall be made to the Board at the meeting scheduled in June 2025. A purchase order shall be issued for the Portables which are purchased.

Clean-Up of Premises:

Vendor must maintain premises free from accumulations of waste, debris, and rubbish caused by the execution of this contract. At completion of work, Vendor shall remove waste materials, rubbish, tools, equipment, machinery, and surplus materials and leave project broom clean with all Portables completely installed and ready for occupancy.

Performance Bond:

A Performance Bond in an amount equal to one hundred (100%) percent of the total amount of the bid as submitted shall be required of the successful Vendor(s) following approval by the Board of Trustees. See the "Performance Bond" section of the Instructions and Conditions of this bid for further details.

Warranty and Guarantee:

Vendor shall warrant all non-consumable materials, equipment and labor for a period of one calendar year for the time of installation acceptance of the Portable by JPSD, unless the product's manufacturer's standard warranty period is longer than one year and unless a warranty period other than one year is specified herein. This warranty shall cover repair or replacement of all Portable components at "no cost" and for a "no dollar limit" guarantee to JPSD.

Final Inspection:

The Vendor shall call for a final inspection upon completion of all Portables being installed at all locations. The Vendor representative which signed the bid proposal document must accompany JPSD representatives during the final inspection before the work may be accepted by the JPSD.

Method of Payment:

Payment for all work. performed within the scope of the contract as defined herein shall be made in ONE LUMP SUM PAYMENT for all Portables once ALL Portables pass final inspection and acceptance by JPSD, and upon the receipt by JPSD of all guarantees (if applicable), releases of liens and consent of surety of final payment and upon receipt of invoice in the Business Office. Payment shall be made within forty-five (45) calendar days following the final acceptance, after the above conditions have been met.

Time of Completion/ Liquidated Damages:

The Vendor shall acknowledge that ·this bid and the succeeding contract shall contain a time is of the essence provision herein for the performance of all work to be included in this project(s). The Vendor further acknowledges and agrees to have each portable specified, installed and on the site with utility hookups installed and the HVAC fully operating, by **July 20, 2025.** Built-ins, and walkways shall not be included in this provision; however, all built-ins and other components of the entire Portable package shall be in place as soon as possible after the building has been set in place and made ready for occupancy. Completion of this contract by the specified date is critical to the initiation of the instructional program at Kirksey Middle School for the 2025-2026 school term.

The Vendor shall agree to the fact that if all work required for each site receiving Portables is not completed within the timeframe indicated above, that damages may be charged by JPSD to the Vendor in an amount equal to Five-Hundred Dollars ($500.00) Per Day/Per Portable, until such time that JPSD approves each Portable, and further that the Vendor shall agree to pay this amount to JPSD. Payment to JPSD by the Vendor to JPSD at the end of each calendar week for liquidated damages shall be made for all Portables which are not in place and approved by JPSD.

The successful Vendor shall initiate work related to the contract within ten (10) working days following:

(a) award of the approved contract by JPSD;

(b) submission of bonds and/or other required documents to the Business Office; and

(c) receipt of written notice to proceed from the Project Manager.

Contract Document:

A purchase order shall be issued by JPSD to the Vendor for each portable which is purchased. The purchase order, coupled with this bid document, shall serve as the contract between the parties.

SPECIFIC/TECHNICAL PROVISIONS

The following specifications for Portables which have been prepared by JPSD meet or exceed the specifications as set forth by the State, and have been approved by this agency.

General Requirements

1. Approval of Materials:

   A. Notwithstanding any reference in these specifications to any article, device, product, material; fixture, form or types of construction by name, product make or catalog number, such references shall be interpreted as establishing a standard of quality or "benchmark" and shall not be construed as limiting competition, and the Vendor, in such cases, may use any article, device, product, material, fixture, form or type of construction which in the judgement of JPSD is an approved equal. The burden of proof of product equality or compliance of proposed items with those specified shall rest solely with the Vendor.

   B. Any material specified by reference in number, symbol or title of a specified standard, such as a commercial standard, a federal standard or specification, a trade association standard or other similar standard, shall comply with the requirements in the latest revision thereof and any amendment or supplement thereto in effect on the date of invitation for bids, except as limited to type, class or grade, or modified in such reference.

   C. Hence, all products contained in these specifications shall be as specified or JPSD approved equal, unless the term "ONLY'' is indicated in the specifications. If the specifications name a manufacturer/product model number "ONLY'', the Vendor shall furnish precisely what is specified and no alternate products may be substitute d. If the Vendor is offering any product which is other than as specified (manufacturer and product model number), the Vendor shall submit with the bid proposal, a detailed manufacturer's cut and description clearly defining the proposed item and indicating any and all deviations between the product being proposed and that which is specified. Failure to provide this information, in the format defined, may result in rejection of the bid proposal.

2. Temporary Facilities and Controls:

A. The Vendor shall be responsible for construction of the Vendor's own field office or shed, if desired. The Vendor shall provide, maintain and remove when directed, suitable, substantial and watertight temporary field office and storage shed, in locations on the site as directed by JPSD.

B. Vendor shall furnish and maintain all equipment such as temporary stairs, ladders, ramps, scaffolds, hoists, runways, derricks, chutes, elevators, etc. as required for proper execution of the project. All such apparatus, equipment and construction shall meet the requirements of the Labor Law and other applicable state and local laws thereto.

C. Vendor shall supply lights and power when necessary for the progress of the work. The operating costs shall be borne by the Vendor. Any temporary wiring which may be required shall be run in conduit.

D. Water service shall be provided by the Vendor.

E. Upon completion and acceptance by JPSD all final utility deposits paid by the Vendor shall be turned over to JPSD without additional cost.

F. The Vendor shall demolish all existing work required to complete the new work specified herein. Vendor shall assume the ownership of said demolished materials and remove from the site, except items specifically identified to be retained by JPSD or relocated.

G. JPSD shall have complete authority concerning modifications to existing buildings and/or property relative to the installation of new Portables. Any trees, fencing, etc. which shall require partial or complete removal, as well as any other modifications to existing JPSD property shall be approved by JPSD prior to any modifications made by the Vendor.

H. If the condition of the job site is such that temporary roads must be installed in order that heavy equipment can be safely brought to and from the job site, the Vendor shall install such temporary roads at Vendor expense, and upon project completion the Vendor shall remove all such roads and materials involved therein and restore the area utilized to the proper finished state.

I. On all sites, the Vendor shall provide and maintain all necessary toilet facilities for the work staff. Toilets shall be installed in strict accordance with the regulations of the Mississippi State Board of Health. The toilets are to be located on the site as directed by JPSD.

J. No individual signs bearing the name of the Vendor or subcontractors, manufacturers, etc., shall be permitted on the premises of any location receiving Portables.

K. The Vendor shall erect barricades and any other protective devices which is necessary to insure the protection of students, JPSD employees and the general public. All necessary warning and danger lights shall be provided by the Vendor from twilight to sunrise. All such barricades shall be in strict accordance with the City of Jackson ordinances.

L. No burning of trash or debris shall be allowed on JPSD property. All such materials shall be removed from the site and disposed of by the Vendor in accordance with local ordinances.

M. Powder actuated tools are not acceptable to JPSD and are prohibited from use during all phases of the project.

N. Gasoline and similar flammable liquids will not be permitted inside of the building. The Vendor shall provide and maintain in working order U.L. approved fire extinguishing equipment having a 2A-20BC or equivalent rating in all temporary office and storage facilities during the installation phase of the project. Dry chemical type extinguishers shall be used. Exit ways leading to building exits shall be maintained and kept free of debris, materials and equipment.

O. The Vendor shall be responsible for maintaining all fire protection equipment, shall institute fire preventive measures, and direct the prompt removal of all unnecessary combustible materials and waste from the job site. The Vendor shall be responsible for instructing all workers in the proper use of fire extinguishing equipment. Vendor shall be responsible for the correct and safe use of soldering equipment, flammable lights, welding equipment, wash pots, or other open flame devices utilized in the performance of the contract. Any fire oriented devices utilized in the performance of the contract shall conform to the National Fire Code of the National Fire Protection Association and shall be used only when the job is attended.

3. Progress Schedule, Samples and Drawings:

A. Vendor shall provide JPSD with a weekly "Progress Schedule" following the written notice to proceed given to the Vendor by JPSD. Shop drawings shall be submitted by the Vendor to JPSD for each location which shall receive new Portables. Said drawings shall indicate site elevations and all other information pertinent to the location of each Portable for each site.

B. Vendor shall submit to JPSD upon request, samples of products and/or materials requested by JPSD. All samples shall be submitted by the Vendor to JPSD within ten (10) working days following the written request for the samples. Approval and denials of samples shall be given by JPSD to the Vendor in writing.

4. Project Close Out:

A. The Vendor shall establish a date mutually agreeable to JPSD and notify JPSD in writing of this date, five (5) calendar days prior to the date, requesting final inspection for each Portable installed at each site. Should JPSD not grant final approval of any Portable, the a "punchlist" shall be created by JPSD and given to the Vendor; the Vendor shall have five (5) working days to rectify any problems contained on the "punchlist" to the satisfaction of JPSD.

B. At the time of project closeout, the Vendor shall provide JPSD with all manufacturer guarantees and warranties, all required bonds, proof of payment of utility deposits, etc. All warranties and guarantees shall commence upon final acceptance of JPSD of each Portable.

Rough Carpentry

1. General Requirements:

1. Vendor shall furnish all materials and labor associated with the carpentry construction phase of the project as indicated on the drawings, as scheduled and as specified herein.

2. Vendor shall examine all parts of the supporting structure and the conditions under which the carpentry work is to be installed. All carpentry work shall be fitted to other work; i.e., it shall be scribed and coped for accurate fit. Carpentry work shall. correlate location of furring, nailers, blocking, grounds and similar supports to allow for proper attachment of other work.

3. All materials shall be kept dry during delivery, use and storage. All materials shall be protected against exposure to weather and contact with damp or wet surfaces. Lumber and plywood shall be stacked to allow for air circulation within stacks. All carpentry work shall be protected from damage by work of other trades until JPSD accepts the work.

4. Each piece of lumber and plywood shall be factory marked to identify the type, grade, agency providing the inspection service, the producing mill and other quality controls as specified herein.

2. Products:

A. Lumber
For each use, lumber shall comply with the American Softwood Lumber Standard PS 20 by the U.S. Department of Commerce. Nominal sizes shall be provided as shown. Vendor shall provide actual sizes complying with the minimum size requirements of PS 20 for the moisture content specified for each use. Dressed lumber shall be S4S, unless otherwise specified. Seasoned lumber shall be provided with 19% maximum moisture content at the time of dressing and complying with dry size requirements of PS 20, unless otherwise specified.

B. Framing Lumber
Where wood framing from 2" to 5" (no including 5") is nominal thickness, and 2" or more in nominal width is shown or scheduled, lumber shall be provided complying with grading rules which conform to the requirements of the "National Grading Rule for Dimension Lumber" of the American Lumber Standards Committee established under PS20. Light framing - 2" to 6" thick and 2" to 6" wide), provide the following grade - Standard Grade.

C. Anchorage and Fastening Materials
For each use, select proper type, size, material and finish complying with the applicable federal specification.

D. Treated Wood
Complete fabrication of treated items prior to treatment, wherever possible. If cut after treatment, coat cut surfaces with heavy brush coat of same fire-retardant chemical used for treatment. Inspect each piece of lumber or plywood after drying and discard damaged or defective pieces. Where lumber or plywood is indicated as "Treated" or is specified herein to be treated, comply with the applicable requirements of the American Wood Preservers Institute (AWPI). Mark each treated item to comply with the AWPI Quality Mark requirements for the specified requirements.

Pressure-treat above ground items with water-borne preservatives complying with AWPI LP-2. After treatment, kiln-dry to a maximum moisture content of 15%. Treat indicated items and the following:

(1) Wood cants, nailers, blocking, stripping, and similar members in connection with roofing, flashing, vapor barriers and waterproofing.

(2) Wood sills, sleepers, blocking, furring, stripping and similar concealed members in contact with masonry or concrete.

3. Execution:

A. Installation
Vendor shall utilize only sound, thoroughly seasoned materials on the longest practical lengths and sizes to minimize jointing. Only materials which are free from warp which cannot be easily corrected by anchoring and attachment shall be used. Sort out and discard warped material and material with other defects which would impair the quality of work.

Securely attach all carpentry work to substrates by anchoring and fastening as shown and as required by recognized standards. Countersink nail heads on exposed carpentry work and fill holes. All carpentry work shall be set accurately utilizing levels and lines, with members plumb and true and accurately cut and fitted.

B. Attachment and Anchorage
Use common wire nails, except as otherwise shown or specified. Use finishing nails for finish work. Select fasteners of the size that will not penetrate members where opposite side will be exposed to view or will receive finish materials. Make tight connections between members. Install fasteners without splitting the wood; predrill as required.

Finish Carpentry

1. General Requirements:

A. Related Documents - The general provisions of the Contract, including the General and Supplementary Conditions and General Requirements (if any) shall apply to the work specified in this section.

B. Work Included shall include all labor, materials, equipment, and services necessary to complete the finish carpentry as shown on the drawing and specified herein, including but not limited to the following:

- Closet and utility shelving
- Wood framing and rough lumber as required
- Wood grounds, blocking, nailers, tuning as required Miscellaneous steel framing for work
- All rough hardware and fastenings for work for this section
- Drilling concrete and masonry, drilling and/or tapping metal work as required
- Backpainting as specified herein
- Shop priming of work in this section

C. Quality Standards - the quality standards of the Architectural Woodwork Institute, latest edition, shall apply to all workmanship for architectural woodwork and by reference are made a part of this specification. All work shall conform to "Premium" grade requirements of the AWI Quality Standards, unless otherwise modified herein.

D. In the event of a dispute as to the quality grade or grades, all parties involved shall (1) call upon the AWI for an inspection under AWI 's established inspection procedures, and (2) shall agree to abide by the decision of AWI. The cost for said inspection shall be borne by the Contractor.

E. Employ only tradesmen experienced in the fabrication and installation of architectural woodwork.

F. Submittals shall include shop drawings of all woodwork specified and indicated on the drawings. Shop drawings shall indicate room plans and elevations at 3/4" equals 1'-0" scale and typical construction details at 3" equals 1'-0" scale. Shop drawings shall indicate all materials and thicknesses. Shop drawings shall show all finish hardware, anchors, fastenings, and accessories.

G. Qualifications - The work of this section shall be provided by a firm having a minimum of five (5) years' experience on projects of similar size and quality to that specified herein.

H. Coordination - all work in this section shall be coordinated with other applicable sections herein to ensure proper scheduling for fabrication and installation of the work specified herein.

I. Coordinate with partition and finish trades to ensure that proper provisions are made for the installation of the work specified herein.

J. Verify all dimensions in the field prior to fabrication of all architectural woodwork to ensure proper fit.

K. Product Handling - all materials and work of this section shall be protected from damage from time of shipment from shop to final acceptance of the work performed. Cover, ventilate, and protect work of this section from damage caused by weather, moisture, heat, staining, dirt, abrasions, and other causes deterioration of finish, warpage, distortion, twisting, opening of joints and seams, delamination, loosening, etc. of work of this section.

L. Keep all finish carpentry under cover both in transit and at the job site. Do not deliver any finish carpentry work before it is required for installation. Protect such work to avoid damage in transit, during erection, and after erection until acceptance of the building; use all such methods to provide the proper protection. Remove such protection when directed by JPSD.

M. Deliver finish carpentry in dry condition, protect same against injury and dampness. Do not store or install finish carpentry work until after the concrete, masonry, and plaster work are thoroughly dry.

N. Damaged or defective items of work of this section are subject to rejection and replacement with new by the Vendor, at no cost to JPSD.

O. Job Conditions - advise Contractor of requirements for maintaining heating, cooling and ventilation in installation areas as required to reach relative humidity necessary to maintain optimum moisture content specified for woodwork.

P. Determine equilibrium moisture content and maintain required temperature and relative humidity as required for a tolerance of plus or minus 1% of the specified optimum moisture content until woodwork receives specified finishes. Refer to "Guide or Wood Species Selection", AWI for method determining equilibrium moisture content values.

Q. Examination of Substrate - the installer must examine the substrate and the conditions under which the work of this section is to be performed, and notify the Contractor in writing of unsatisfactory conditions. Do not proceed with work under this section until unsatisfactory conditions have been corrected in a manner acceptable to the Installer.

2. Products

A. Basic Materials and fabrication Methods- except as otherwise indicated, comply with the following requirements for architectural woodwork not specifically indicated as pre- fabricated or pre-finished standard products.

B. Wood Moisture Content - provide kiln-dried lumber .and maintain optimum moisture content in solid wood (hardwood or softwood) through fabrication, installation, and finishing operations of interior work; as follows: 8 to 13% range (damp region).

C. Wood for Painted or Stained finish - comply with quality standards for selection of species, grade and cut. Wood or plywood for painted shall be poplar, birch or other close grained hardwood as approved by JPSD.

D. Quality Standards - for the following types of architectural woodwork, comply with the indicated standards as applicable.

Standing and running trim:	AWI Section 300
Shelving:	AWI Section 600
Miscellaneous Work:	AWI Section 700

E. Design and Construction Features - comply with the details shown for profile and construction for finish carpentry and where not otherwise shown, comply with applicable quality standards, with alternate details at fabricator's option.

F. Pre-Cut Openings - fabricate finish carpentry with pre-cut openings, wherever possible, to receive hardware, appliances, plumbing fixtures, electrical work and similar items. Locate openings accurately and use templates or roughing-in diagrams for proper size and shape. Smooth the edge of cut outs and where located in countertops and similar exposures, seal the edges of cut outs with a water-resistant coating.

G. Closet and Utility Shelving - comply with AWI Section 600 and the following requirements:

Shelving for Opaque Finish:	Custom Grade
Shelving Material:	Any close-grained hardwood
Hardware:	As required and in compliance with ANSI and BHMA Stds

H. finish For Architectural Woodwork - see painting section.

I. Hardware and Accessory Materials - provide hardware and accessory materials associated with finish carpentry, except for units which are specified as "door hardware" in other sections contained herein. Except as otherwise indicated, comply with ANSI A156.9 "American National Standard for Cabinet Hardware." Hardware style and finish to be selected by JPSD.

J. Exposed Hardware finish - except where not available, provide exposed hardware with BHMA Code 626 satin chromium plate finish (US26D); where not available, provide either stain aluminum or satin stainless steel finish.

3. Execution

A. Preparation - condition woodwork to average prevailing humidity conditions in installation areas prior to installing.

B. Deliver concrete inserts and similar anchoring devices to be built into substrates, well in advance of the time substrates are to be built. Prior to installation of architectural woodwork, examine shop fabricated work for completion, and complete work as required, including back priming and removal of packing.

C. Installation - ensure that all work is plumb, level, true and straight with no distortions. Shim as required using concealed shims. Install to. a tolerance of 1/8" in 8'-0" for plumb and level (including countertops); and with 1/16" maximum offsets in revealed adjoining surfaces. Scribe and cut work to fit adjoining work and refinish cut surfaces or repair damaged finish at cuts.

D. Anchor woodwork to anchors or blocking built-in or directly attached to substrates. Secure to grounds, stripping and blocking wit-h countersunk, concealed fasteners and blind nailings as required for a complete installation. Except where pre-finished matching fastener heads are required, use fine finishing nails for exposed nailings, countersunk and filled flush with woodwork, and matching final finish where transparent finish is indicated.

E. Wood Storage Shelving - complete the assembly of units and install in the areas indicated, including hardware and accessories as indicated.

F. Adjustment, Cleaning, Finishing and Protection - repair damaged and defective woodwork wherever possible to eliminate defects functionally and visually; where not possible to repair properly, replace woodwork. Adjust joinery for uniform appearance.

G. Protection - the Installer of architectural woodwork shall advise the Contractor of final protection and maintenance conditions necessary to ensure that the work will be without damage or deterioration at the time of acceptance.

Resilient Tile Flooring

1. General Requirements:

Vendor shall furnish and install all resilient flooring as indicated on the drawings, as scheduled and as specified herein. A sample of the proposed floor tile shall be submitted by the Vendor upon request by JPSD.

2. Product:

1. The vinyl composition of the tile shall be as manufactured by the Tile Tex Company, Kentile, Inc., Armstrong Cork Company, Rubberoid Company, Congoleumnaim, Inc. or JPSD approved equal, color as selected by JPSD from manufacturer's standard colors. Tile shall have a uniform dispersal of color throughout the thickness. Tile shall measure 12" X 12" X 1/8" thick.

2. The rubber cove base shall be 6" in height as manufactured by Flex-Co, Division of Textile Rubber Company or JPSD approved equal, complete with external corners. Tile color shall be selected by JPSD from manufacturer's standard colors. The base shall conform fully to requirements of Federal Specifications #SS-W-40A, Type One. The adhesive shall be as recommended by the tile and sheet material manufacturer.

3. Execution:

The installer of the tile shall examine surfaces over which materials are to be applied. Floors shall be sanded smooth and dusted prior to the installation of glue and tile. The flooring subcontractor shall level floors to the acceptable level of 1/8" in 1O' in any direction with an approved floor filler prior to the installation of the resilient flooring.

Painting

1. General Requirements:

A. The extent of painting work required is indicated on the drawings and schedules and as herein specified. The painting related work includes painting and finishing of the interior and exterior exposed items and surfaces throughout the project, except as otherwise indicated. Shall likewise include surface preparation, priming and coats of paint specified under other sections of the work. No spray painting will be allowed on this project.

B. On actual wall surfaces and other exterior and interior building components, duplicate painted finishes as specified. On at least 100 square feet of surface as directed, provide full-coat finish samples until required sheen, color and texture is obtained; simulate finished lighting conditions for review of in-place work.

C. Apply water-based paints only when the temperature of surfaces to be painted and the surrounding air temperatures are between 50 degrees F. and 90 degrees F., unless otherwise permitted by the paint manufacturer's printed instructions.

D. Do not apply paint in snow, rain, fog, or mist; or when the relative humidity exceeds 85%; or to damp or wet surfaces; unless otherwise permitted by the paint manufacturer's printed instructions. Painting may be continued during inclement weather only if the areas and surfaces to be painted are enclosed and heated within the temperature limits specified by the paint manufacturer during application and drying periods.

2. Product:

A. Paint colors, surface treatments and finishes are indicated in the schedules of the contract documents. Prior to beginning work, the Vendor shall furnish to JPSD color chips for surfaces to be painted. Representative colors should be utilized when preparing samples for review. Final acceptance of colors shall be made by JPSD from samples applied on the job.

B. Vendor shall provide the best quality grade of various types of coatings as regularly manufactured by acceptable paint materials manufacturer's. Materials not displaying the manufacturer's identification as a standard, best grade product, will not be acceptable. Proprietary names used to designate colors or materials are not intended to imply that products of the named manufacturers are required to the exclusion of equivalent products of other manufacturers, once approved as an "approved equal" by JPSD.

C. Provide the following paint systems for the various substrates, as indicated below:

(1) Exterior Paint Systems –

(a) Ferrous Metal
Coat 1 - Koppers PUG Primer
Coat 2 - Enamel Undercoater (TT-E-543) Coat 3 - Semi-Gloss Enamel (TT-E-509)
First coat not required on items that are shop primed.
Not less than 2.5 mils dry film thickness

(b) Painted Wood
Coat 1 - Surface Sealer (TT-S-176)
Coat 2 - Primer Undercoat (TT-P-25)
Coat 3 - Acrylic Emulsion (TT-P-19)
Coat 4 - Acrylic Emulsion (TT-P 19)

(2) Interior Paint Systems -

(a) Painted Wood
Coat 1 - Enamel Undercoat (TT-E-543)
Coat 2 - Semi Gloss Enamel (TT-E-509)
Coat 3 - Semi-Gloss Enamel (TT-E-509)

(b) Natural Finish Woodwork
Coat 1 - Bleached Shellac (TT-S-300)
Coat 2 - Rubbing Varnish (TT-V-86)
Coat 3 - Rubbing Varnish (TT-V-86)

Fill open grained wood with filler complying with TT-F-336 and wipe before first varnish coat.

(c) Stained Woodwork
Coat 1 - Interior Oil Stain (TT-S-711)
Coat 2 - Bleached Shellac (TT-S-300)
Coat 3 - Rubbing Varnish (TT-V-86)
Coat 4 - Rubbing Varnish (TT-V-86)

Fill open grained wood with filler complying with TT-F-336 and wipe before first varnish coat.

(d) Gypsum Board
Coat 1 - Latex Primer (TT-P-650)
Coat 2 - Satin Finish Interior Latex Emulsion (TT-P-29)

(e) Painted Wood
Coat 1 - Enamel Undercoat (TT-E-543)
Coat 2 - Semi-Gloss Enamel (TT-E-509)
Coat 3 - Semi-Gloss Enamel (TT-E-509)

(f) Previously Painted Surface
Coat 1 - Use paint of same base as existing on that surface
Coat 2 - Same as Coat 1

3. Execution:

A. Painting applicator must examine the areas and conditions under which painting work is. to be applied and notify the Vendor in writing of conditions detrimental to the proper and timely completion of work. Applicator shall not proceed with the painting work until satisfactory conditions are restored. The starting of painting work will be construed as the applicator’s acceptance of the surface and conditions within any particular area.

B. Painting shall not be applied over dirt, rust, scale, grease, moisture, scuffed surfaces or conditions otherwise detrimental to the formation of durable paint film bond.

C. Surface preparation shall be performed and all surfaces shall be cleaned as per the paint manufacturer's instructions and as herein specified, for each particular substrate condition. All hardware, hardware accessories, machined surfaces, plates, lighting fixtures, and similar items shall be removed by the applicator prior to the surface being painted, or the applicator shall provide surface applied protection prior to surface preparation and painting operations. Remove, if necessary, for the complete painting of items and adjacent surfaces. Following the completion of painting each space or area, reinstall the items removed by work.men skilled in the trades involved. Clean all surfaces to be painted before applying paint. Program the cleaning and painting so that contaminates from the cleaning process do not fall onto wet, newly painted surfaces.

D. Clean wooden surfaces to be painted of all dirt, oil, or other foreign substances with scrapers, mineral spirits and sandpaper and dust off. Scrape and clean small, dry seasoned knots and apply a thin coat of white shellac or other recommended know sealer before applying the priming coat. After priming, fill holes and imperfections in finish surface with putty or plastic wood filler. Sandpaper smooth when dry.

E. Prime, stain or seal wood required to be job-painted immediately upon delivery to the job. Prime edges, ends, faces, undersides and backsides of such wood, including cabinets, counters, cases, paneling, etc. Tops, bottoms and cutouts of unprimed wood doors should be coated with varnish immediately upon delivery to the job.

F. Clean ferrous metal surfaces, which are not galvanized or shop-coated of oil, grease, dirt, loose mill scale and other foreign substances by solvent or mechanical cleaning.

G. Touch-up shop applied prime coats wherever damaged or bare, where required by other sections of these specifications. Clean and touch up with the same type shop primer.

H. All galvanized surfaces shall be cleaned free of oil and surface contaminants with an acceptable non-petroleum based solvent.

I. All paint materials shall be mixed and prepared in accordance with the manufacturer's directions. Materials shall be stored in tightly covered containers and original containers shall be utilized to store, mix and apply paint in a clean condition. Materials shall be stirred before application to produce a mixture of uniform density, and should be stirred as required during the application process.

J. Paint shall be applied in accordance with the manufacturer's directions. Applicators and techniques best suited for the substrate stains shall be applied. All surfaces behind movable equipment and furniture shall be painted just as exposed surfaces. The interior surface of ducts where visible through registers or grilles should be painted with a flat, non- specular black paint. Paint the back sides of access panels, and removable or hinged covers to match the exposed surfaces.

K. Finish exterior doors on tops, bottoms and side edges the same as exterior faces, unless otherwise specified. Sand lightly between each succeeding enamel or varnish coat. Omit the first coat (primer) on metal surfaces which have been shop primed and touch up painted, unless otherwise indicated.

L. Apply the first coat material to surfaces that have been cleaned, pretreated or otherwise prepared for painting as soon as practicable after preparation and before subsequent surface deterioration. Allow sufficient time between successive coatings to permit proper drying time. Do not recoat until paint has dried to where it feels firm, and does not deform or feel sticky under moderate thumb pressure.

M. Apply each material at not less than the manufacturer's recommended spreading rate, to establish a total dry film thickness as indicated, or if not indicated, as recommended by the coating manufacturer. Apply a prime coat of material which is required to be painted or finished, and which has not. been prime coated by others. Recoat primed and sealed surfaces where there is evidence of suction spots or unsealed areas in the first coat.

N. Completely cover to provide an opaque, smooth surface of uniform color, finish, appearance and coverage. Cloudiness, spotting, holidays, laps, brush marks, runs, sags, ropiness or other surface imperfections shall not be

acceptable. Use multiple coats to produce glass-smooth surface film of even luster. Match approved samples of color, texture and coverage. Remove, refinish or repaint work not in compliance with specifications herein.

O. Vendor shall insure that the work of all trades is protected at all times from the work being performed by all other trades. Painting applicator shall remove from the site all refuse materials related to the painting phase of the project.

Built-In Equipment

1. General Requirements:

A. This section contains all built-in items which shall be furnished, delivered and installed in the Portable by the Vendor. All built-in items shall be furnished by the Vendor; the responsibility of coordinating the delivery and installation of all built-in components shall be solely that of the Vendor and all suppliers/subcontractors which may be involved in the installation of all built-in items. JPSD shall not warehouse or temporarily store nor deliver any built-in components; all such responsibilities shall be that of the Vendor.

B. "Built-In" Brands and Product Numbers Submitted Which Are Other Than As Specified
Any Vendor submitting a proposal for built-in items on this bid shall agree to the following, if the proposal for any manufacturer and product model number other than that which is to be specified is to be considered:

1. The alternate product manufacturer shall be clearly identified with product number arid complete description included with the bid proposal; likewise, the Vendor shall indicate any deviations between what is proposed and that which is specified. Failure to provide this information with the bid proposal may result in rejection of the bid proposal.

2. Shop Drawings shall be furnished by the Vendor upon request by JPSD within five (5) working days from the time of the request; all drawings shall be provided to JPSD at no cost to JPSD.

3. Drawings must clearly indicate all details of all built-in as concerns sizes, construction details and materials to be used.

C. Overall Specifications
Cabinets shall be capable of meeting the height standards of quality, design and function. Highly skilled technicians, utilizing precise engineering and quality control, shall all contribute to a quality finished product for JPSD. Each cabinet shall be assembled with accurately machined dado joints which shall be glued and screwed to insure maximum structural life. All tops, bottoms, sides, fronts, backs, partitions and dividers shall be 3/4" high density plastic laminate permanently bonded to a minimum of 55-pound density solid core. All panel materials shall have a balanced backer sheet to prevent warping. The surface material shall surpass testing with chemicals as harsh as lacquer thinner, acetone and nail polish remover.

Exterior laminates shall be available in wood grains or solid colors. Interiors shall always be putty colored. All shelving shall be of the same material as structural panels. All hardware used shall be commercial institutional type which shall allow for easy, quiet and dependable operation at all times.

All parts shall never need refinishing, shall be stain resistant, scratch resistant and shall be easily cleaned with any nonabrasive detergent.

Surfaces shall include stain and acid resistant interiors which are likewise waterproof; exposed edges shall be edged with polymer T-band continuous around all comers; joints hidden at bottoms or upper hinges leaving no exposed joints; polymer shall not crack or crystallize at comers; pulls shall be recessed black plastic, catches to be magnetic (aluminum); drawer slides shall have 100 pound rating; casters shall have 270 pound rating; screws shall be G.M. Industrial Hi-Test particle board screws; and locks shall be Corbin Russwin as requested.

All items contained in this section shall cany a five (5) year guarantee against failure of materials and workmanship.

2. Product:

Each portable classroom shall come equipped with the following built-in components, in the quantities indicated.

A. Cabinet Without Sink

Quantity Per Classroom = 1

Shall measure 24" X 60" X 36" without sink, hot water heater or compressor. No venting shall be required. There shall be two (2) drawers above the cabinet doors; post formed formica top.

B. Wall Cabinets

Quantity Per Classroom = 1

Upper shall measure 12" X 60" X 38". Unit shall have four (4) doors, center divider, and four (4) adjustable shelves.

C. Coathanger Unit

Quantity Per Classroom = 3

Shall measure 48" wide, and shall be wall mounted. Shall include back panel, top shelf, angular supports on ends and 10" double hooks.

D. Teacher Cabinet

Quantity Per Classroom = 1

Unit shall measure 24" X 36" X 93" (including soffit top). The two front doors shall have locks. There shall be a coat compartment including stud rod for hanging apparel. The other area shall be open storage including five (5) shelves. Shall have full width storage area over base unit and the sloping soffit top.

E. Bookcase

Quantity Per Classroom = 1

Shall measure 42"W X 12"0 X 93"H (including soffit top). Shall include five (5) fully adjustable shelves and the sloped top.

F. Tackboard
Quantity Per Classroom = 2

Board shall be constructed of cork-plate in natural cork. The board shall have an overall thickness of 1/2" with 1/4" cork bonded to 1/4" hardboard in a rigid, stable construction. The cork itself shall be 1/4" fine grain pure natural cork on the 1/4" hardboard. This resilient natural cork shall remain soft and pliable. Boards shall be framed in anodized aluminum trim. The boards shall also be modular in design and shall utilize the same type wall standards as the chalkboards; standards shall be mounted to the wall.

Best-Rite Modular Tackboard Model 27-704 (4' X 4') With #82-006; #27-706 (4' X 6') With #82--006 or JPSD approved equal.

G. Speaker With Baffles
Quantity Per Classroom = 1
Shall be an 8" diameter speaker with an 8-ounce magnet, 25-volt line transformer. Shall be tappable from 1/4 watt to 5 watt enclosed in a simulated wall baffle. Speakers shall be polyfoam type, flush mounted in the modular classroom wall.

"Wiring for intercom speakers shall be West Penn/Belden, 22 gauge, stranded, over-all shielded, multi-pair. Solid wire shall not be used. The stranded wire shall be labeled and run from each modular classroom to the main building and continue to the main console. The Jackson Public School District will make the final connection at the console. All wiring within the modular classroom will be installed as per local building codes meeting all fire rating assemblies required. Provide one weatherproof junction box on the outside of each building at the point wiring leaves the modular building continuing to the main building."

All input/output box wiring shall have vinyl insulated fork type connectors on wiring. No phone style punch-down system is to be used in wiring· connections. Provide speaker baffles, speakers, and transformers - one per classroom."

H. Bell, Outside
Quantity Per Classroom = 1

Shall be a 4" outside type bell, equipped with cast aluminum back box for direct connection with conduit; shall be non-contact type construction.

I. Call-In Switch - vendor shall furnish and install one per classroom. Shall be installed in teacher's wardrobe closet. Verify location within closet with JPSD. Call-in switches shall be Bogen, CA-1o or JPSD approved equal. Extended wiring for call-in switch may be interfaced with wiring for intercom systems. Wiring requirements shall match speaker wiring."

J. Cable TV Jack - vendor shall furnish and install one per classroom. Shall be a standard cable TV jack located in the front of the portable. Shall be flush mounted, single gang jack that will accept a standard "F" connector cable to exterior roof line of the portable with 1D' of cable coiled up for internal connection with cable system.

Portable Classroom Construction Specifications

1. General Requirements:

A. These specifications describe the minimum requirements as set forth by JPSD and approved by the State, as concerns the materials, construction and workmanship incorporated in the product and installation of Portables.

B. To be considered, the largest component of a Portable must be of such construction so as to permit highway travel from the manufacturing plant to the installation site and require a minimum of "on site'' work before the unit may be utilized for intended school purposes. The Portable shall consist of prefabricated component parts, or sections that can be easily joined together or dismantled on the site. A minimum of dismantling work and replacement of parts or components should be required to prepare an "in place" unit for relocation to another school site at a later date. Portable units shall have an eight foot (8') floor free span ceiling from ceiling to floor. Portables shall arrive at the installation site self-contained on its own wheel and axle system and shall be manufactured by a firm regularly engaged in this type of work.

2. General Fabrications:

A. This section of the specifications defines the design, construction and structural requirements and fabrication of the components required for the Portables.

B. The design of the structural members shall be governed by the following criteria:

(1) Design Loads -
- (a) Floor Live Load - 75 Pounds Per Square Foot
- (b) Roof Live Load - 20 Pounds Per Square Foot
- (c) Wind Live Load - 30 Pounds Per Square Foot W/Tie Downs Pounds Per Square Foot WO/Tie Downs

(2) Deflection - Not to exceed 1/240 - of the span

3. Chassis System:

A. Shall be perimeter in type and design. All I-Beams shall be constructed of A-36 steel or better. The chassis beams shall be 1O" or 12" I-Beams; se-e attached drawing for details. The front and rear member shall be the same depth of the I-Beam as that used on the sides. The I-Beam shall be checked to insure that it corresponds with the size specified.

B. The axle location should be determined by engineering analysis, taking into account the gross weight, total length, the necessary coupling hitch weight, total distance, and turning radius. The coupling weight shall not be less that twelve percent (12%) or more that twenty-five percent (25%) of the gross weight. The axles, rims, tires and hitch shall remain the property of the manufacturer.

C. All welds on the steel chassis shall be full weld with no bum through or skips. Where the main I-Beams are butted together, the joint shall be either full penetration weld from both sides of the web and flanges, or it shall be welded on one side of the web and reinforced on the other side of the I-Beam. This plate shall be a minimum of 4" in width and shall be welded along all four edges. The difference in the height of the plate and web of the I-Beam shall not be more than 1 1/2".

D. All exposed metal of the chassis system shall be completely painted to prevent corrosion. This shall include the inside surface of the I-Beams, angles and channels. The chassis system shall be painted black, either asphaltic base, latex base or water reducible enamel.

E. At least one lag bolt shall always be installed at four foot (4') intervals. The remaining required lag bolts shall be evenly distributed throughout the rest of the chassis area. The lag bolt size shall be 5/16" X 2 1/2".

F. A serial number shall be stamped into each frame to. identify the manufacturer of the chassis system, as well as the time and place of manufacturer.

4. Floor System:

A. The bottom board material, which shall be fastened to the underside of the unit, shall be made of moisture and weather resistant material. The bottom board material must meet or exceed the level of 48 pounds/square inch of puncture resistance as tested by Beach puncture test in accordance with ASTM D-781-68. The pem rating shall not be less than 1.

B. The bottom support material shall be sealed around all openings to resist the entrance of rodents, wind and rain. If the bottom support material does not fit tightly around the underside openings, an additional piece of galvanized material shall be utilized as required. The sealing of the bottom support material shall be done in accordance with the bottom support material manufacturer's sealing instructions.

C. The size and space of the floor joists and side rails shall be 2" X 6" SYP 2. The type floor joists layout shall be transverse. The floor joist spacing for the transverse floor system shall be a maximum of 16" on centers.

D. The side rails of the transverse floor system shall either be spliced with gang nails on both sides of the splice or by using a 14" spice block glued and nailed on one side of the splice. A splice block shall be the same lumber size,

species and grade as that utilized to manufacturer the floor joist of the floor system, and shall not be spliced unless an approved method is employed.

E. Notches on the ends of the floor joists shall not exceed one-fourth (1/4) the joist depm. Holes bored in the floor joists shall not be within 2" of the top of the bottom of the joist and the diameter of any such hole shall not exceed one-third (1/3) the depth of the joist. Notches in the top or bottom of the joists shall not exceed one-sixth (1/6) the depth and shall not be located in the middle of the span. Any notching or drilling of floor joists which exceeds these limits will not be acceptable.

F. Plywood floor decking shall be fastened, to the floor joists in accordance with the plywood manufacturer's installation instructions. Some installation instructions require that glue be used in the fastening process. When glue is required, it shall be applied to all floor joists and side rails. A bead of glue 1/4" in diameter is normally sufficient to provide complete coverage once the plywood floor decking is stapled into place before the glue is allowed to "set-up." The normal "set-up" time for most glue of this type is approximately 15 minutes. All glue used shall be of a non-water base type.

G. The amount of insulation required in the floor cavity has been determined by the heat loss calculations. The insulation to be used shall be R-19.

H. One layer of 3/4" tongue and groove exterior glue plywood shall be installed as the subfloor material. As described and specified by the American Plywood Association and the Underwriters Laboratories Manual (latest edition) for fire rated wood structure, the floor shall be manufactured with one layer of Franklin Whitwood Glue Product #CS33 or JPSD approved equal. Mechanical fasteners shall be used to secure the floor decking to the joists thus providing for maximum strength. The 1/8" vinyl, 12" square, floor tile shall be securely glued to the floor deck with a non-water base adhesive, or carpeting as specified herein shall be glued to the floor deck.

I. All floor base shall be 6" rubber, cove base attached with a non-water base adhesive.

5. Wall System:

A. All wall framing shall be 2" X 4" wood studs placed on 16" center. Double studs shall be placed at and over all doors with extra blocking over and under all windows. Three (3) 1" X 4" belt lines shall be run along the exterior.

B. In all Portable units, the interior wall surface shall be 1/2" Gypsum board with a 1/2 hour fire rating and with a vinyl finish. Wall height shall be eight feet (8') free span ceiling.

C. Unit shall have 3 1/2" blanket of fiberglass insulation with a vapor barrier in all exterior walls. Insulation factor shall be R-11 or greater. Exterior walls shall be sheathed with Foam Core.

D. Exterior walls with the interior sheathed with 5/8" Gypsum paneling shall have the paneling both glued and mechanically fastened to the wall framing. Glue shall be applied to all studs, headers, sills, top and bottom plates. A bead of glue approximately 1/4" in diameter shall be sufficient in providing complete coverage once the paneling is stapled into place. The wall paneling shall be stapled into place before the glue is allowed to set-up.

E. The top plate shall be double 2" X 4" SYP #2 grade lumber. The bottom plate shall be single 2" X 4" SYP #2 grade lumber.

F. Structural connections between side-wall to end-wall, wall to floor, and wall to ceiling shall be made tight to limit the infiltration of outside air. The joint shall be caulked or sealed.
Sealing of these joints shall be achieved by using foam type caulking, and sheating wrap to seal the outside of the joist, or any other appropriate material which will limit air infiltration. Application of the interior molding shall not be considered sufficient to limit the infiltration of outside air.

G. Studs shall be notched outside the middle one-third (1/3) of the stud, provided the notch is not more than 3/4" deep. Studs shall be drilled outside the middle third of the stud, provided the edge of the drilled hole is not less than 1 1/2" from the inside or outside surface of the wall stud.

H. The wall top and bottom plates shall be spliced with a minimum size of 2 3/8", 18-gauge metal connector plate on both sides of the splice, or by using an approved splice block. When the splice block method is used, the block shall be of the same size, species and grade as that of the lumber used for the plate. The splice block shall be a minimum of 14" long and shall be glued and stapled into place.

I. The exterior of the Portable shall be aluminum siding, a minimum of .019 thick. Aluminum shall be installed with #8 placed hexhead screws 1" long, along each belt 1 rail, over insulated building board. Skirting shall be 0.19 using 2" X 2" treated lumber framing. The skirting shall enclose the entire perimeter of the building from the base of the unit to the ground level. The skirting shall be of the same material and finish as the exterior of the building with ribs running in the same direction. Metal vents in the skirting shall be installed as required.

J. Any excess roof vapor barrier which hangs down over the sides of the roof shall be trimmed so as not to restrict ventilation of the wall cavities.

6. Roofing System:

A. Roof rafters shall be either a purchased item by the Vendor or manufactured at the plant. Roof rafters which are purchased shall be labeled by a third party agency. Shall be truss type 2" X 4" pitch rafters. Each bundle of rafters shall have government third party labeling, indicating compliance with government standards, achieving a minimum of 20 pounds per square foot load limit.

B. Roof rafters shall be placed on 16" centers. In roof areas where exhaust fans, roof jacks, or vent pipes are located, cutting rafters to accommodate these items is not an acceptable practice. However, if a rafter must be cut in order to install any of these devices, additional rafters must be installed on either side of the device.

C. A polyethylene vapor barrier shall be installed in the roof cavity next to the ceiling material before the insulation is installed. The vapor barrier shall cover the entire roof section of the Portable.

D. Electrical ceiling boxes shall be screwed into plywood backer panels which are to be fastened to the roof rafters. Fastening electrical ceiling boxes to only the ceiling material is not acceptable.

E. The fiberglass insulation shall have an "R Value" of 19.

F. The interior ceiling material shall be 5/8" Gypsum board, carrying a 1/2-hour fire rating.

G. The roof covering shall be 235 pounds minimum per square fiber glass shingle over 1/2" CDX plywood with 30 pound felt Roof shall be vented.

7. Exterior Doors:

A. Each Portable unit shall come equipped with two (2) exterior doors which shall be located remotely from each other. All exterior doors shall have 12" X 12" vision lite of 1/4" wire glass, panic hardware, door closer and kick plate. (See Hardware Schedule). The doors shall be of leaf design with a thermally and structurally sound Polystyrene core with a full wood perimeter. Bonded to the core shall be a vinyl 24 gauge steel skin in either Off White or Gray. The finish shall be a durable exterior and interior finish. A nationally recognized 2 3/8" backset mortised locking system, meeting the required codes shall be provided. Provide shall be integral triple flap vinyl weather stripping. Core shall come with 16" block as the header for mounting door closure system, and blocking for the panic and handicap hardware shall also be provided. The frame shall be of high· strength heavy gauge aluminum extrusions metered at the top and but jointed at the bottom, with positive attachment to form the frame. A full 4 1/2" deep, the frame shall be mill finished and shall incorporate an enlarged striker plate and residential blind stop. A full depth, low profile "wheel chair access" threshold shall form the base of the frame. Hinges shall be positively located continuously to securely join the door leaf to the frame
Door shall be as manufactured by Phillips Industries Model 87 Series "Outswing Steel Door" or JPSD approved equal.

8. Windows:

A. All windows shall be of the type that have been shown to meet sections 280, 403, 404, 405 of the HUD standard. A check should be made to confirm that the windows being used on the production line are the same type specified in the letters of certification. Each classroom shall have two (2) windows located on each side.

B. There shall be furnished and installed a commercial grade metal, 1" wide slats, venetian blinds on each window.

9. Exterior Sealants:

Caulking, foam tape and/or putty tape shall be used around all windows, exterior doors and all other exterior openings in order to resist the entrance of moisture into the classroom unit. It shall also be necessary to check to insure that there exists a tight connection between the exterior metal and the wood framing. If the wall cavities are ventilated, caulking and sealing tape may be required to limit the infiltration of ambient outside air.

10. Interior Partition Walls:

A. Partition shall be 2" X 4" studs on 16" center, insulated sound deadening.

B. Interior doors shall be 36" X 80", hollow core, wooden, pre-hung units with heavy duty hinges.

11. Electrical System:

A. Electrical current shall be single phase. All wiring shall be #12THHN in armored cable, strapped as per City of Jackson code requirements.

B. The security system shall be completely wired, using three conductor #12THHN armored cable as per the attached drawing.

C. Vendor shall provide HEAVY DUTY integral wiring and disconnects for the HVAC System.
Square D Model H200 or H300 Series or JPSD approved equal.

D. Lighting shall produce a minimum of 75 foot candles of light. Lighting fixtures shall be 1' X 4', two (2) bulb fluorescent fixture type. All lighting shall be 120 VAC.

E. Each Portable shall have one (1) 200 Amp, two (2) pole, main breaker panel box. Square D or JPSD approved equal. Panel shall be grounded per article 20 of NEC.

F. Electrical materials, services, fittings and other installed equipment, intended for use in or attached to the Portable shall be UL approved. Electrical switches shall be brown in color with stainless steel cover plates. Electrical receptacles shall be brown in color with stainless steel plates.

G. Each service panel box shall have 2" rigid conduit from panel box to weather-head-cable entrances. A coupling shall be provided above the roof surface and have 36" of rigid conduit above the coupling so that the mast can be removed and laid down while transporting the units. Each service entrance panel box shall have 2" rigid conduit stubbed out beneath the building and capped. To prevent condensation in the conduit due to different temperatures, Vendor shall install a seal-off in the service conduit below the roof. Use chicox fiber and chico sealing compound.

H. The conduits from the junction box to the outlet boxes for the clock, fire, intercom and TV shall be empty 3/4" diameter E.M.T. The 1" and 1 1/4" diameter conduits stubbed out the bottom of the trailer shall be rigid conduit.

12. Air Conditioning and Heating System (HVAC):

A. The air conditioning unit shall be three (3) ton capacity equivalent to 36,000 BTU per classroom. All plenums shall be metal with insulated linings. Diffusers shall be adjustable. Return and supply air grills shall be sized to prevent excessive noise. Shall come equipped with factory filters and grills installed in the unit.

B. Heat shall be provided by a furnace sized for the building size.
28' X 32' = 896 Square Feet = 40,000 BTU Electric Heat Unit

C. Fencing - A fence shall be installed around the condensing unit outside of the Portable. Fence shall have a gate which locks. Fencing shall be as per the following specifications.
Vendor shall comply with Federal Specification #RR-F-00191. Shall provide one 5'6" X 5'6" X 5'0" high chain link fence enclosure around the condensing unit. The fence shall be oriented around the unit as directed by JPSD. Fence fabric shall be 2" X 2" diamond mesh, interwoven, 9-gauge aluminum coated fabric and shall comply with ASTM A491. The comer posts shall be 2 1/2" galvanized steel pipe. Top rail shall be 1 3/8". Gate posts shall be 2

1/2" diameter steel tubing. The gage frame shall be 1 3/8" diameter steel tubing, 3'0" wide X 5'0" high. Caps shall be cast or pressed steel, hot dip galvanized, sized to the post dimension, setscrew retained. All fittings, sleeves, bands, clips, rail ends, tension bars, fasteners and fittings shall be steel galvanized. Gate fabric shall be 2" diamond mesh, interwoven, 11-gauge top selvage twisted tight, bottom selvage knuckle. Gate hardware shall consist of 2-piece drip latch, gate hinged 180 degree male and female, fork latch and latch catch to accept hardware for heavy-duty padlock. Line posts, comer posts, top rails, post caps, fabric and gates shall be installed to insure a rigid structure for fence 5'0" high; use manufacturer's standard fittings, fasteners and hardware. The line, corner and terminal posts shall be installed plumb, set in concrete footings as specified in Standard. Posts shall be set within 6" from bottom of concrete footing; the top of the concrete shall be sloped to allow for water runoff; the top of the footing shall be 2" above finished grade. The bottom of the fabric shall be positioned 2" above the finished grade with tension wire stretched taught between posts. Tension wire shall be secured to the fabric at top of fence with 11 gauge hot rings at 24" intervals on center. The center and bottom brace rail shall be installed on gate leaves. The fabric shall be fastened to the top rail, line posts, braces and bottom tension wire with wire ties maximum 15" center. The fabric shall be attached to the end, cornered gate posts with tension bars and tension bar clips. The gate shall be installed using fabric to match fence; two hinges per leaf, latch, catches and locking clamp shall be installed.

MOCK-UP SAMPLE - Vendor shall construct one chain length fence enclosure and pad assembly as a working sample for JPSD approval prior to proceeding with the remainder of work.

D. Concrete Slab - Air conditioning condensing unit shall be mounted on formed concrete slab, 4' X 4' X 4" thick, on compacted soil. Concrete compressive strength shall be 3000 PSI @ 28 days curing. Vendor shall provide 6" X 6" wire mesh reinforcing suspended in each pad. Concrete design mix shall comply with ASTM C94.

E. The HVAC System shall closely adhere to the following specifications.

1. Condensing Unit - shall have copper coils with aluminum fins, suction and discharge gauge ports, driers, high and low pressure controls with five-minute time delays, and full refrigerant charge. Compressor shall be resiliently mounted and equipped with crank case heater and overload protection. Unit shall be 208/240 VAC, single phase, with 24 volt controls with capacitor/relay hard start kit.

2. Electrical Heating - shall be constructed of aluminized steel, all controls shall be of high quality with automatic reset where required. All wiring lugs and connectors shall be constructed of copper. All elements shall be constructed of nichrome. Elements shall stage in an out one section at a time. Unit shall be 208/240 VAC, single phase, with 24 volt controls.

3. Evaporator Coil - unit shall be constructed of seamless copper coils with aluminum fins. Drain pans shall be constructed of aluminized steel and shall be rust and corrosion resistant. Unit shall be comparable in every way with condensing units.

4. Piping - all piping shall be refrigerant copper. All joints shall be 15% silver soldered, no quick disconnects. All tubing shall be thoroughly strapped and insulated.

5. Controls - shall be 24 volt with one stage cool and one stage heat. Shall be wall mounted thermostat with manual change over and automatic on fan switch.

6. Condensate Drain - shall be 3/4" PVC with a "P" Trap and drain outside of the skirting.

Blower Motor - shall be dynamic balanced sealed or oil.

Warranty - the HVAC system shall have a full one year warranty on all parts and labor, with a "no dollar limit guarantee." The compressor unit shall have an additional four (4) year warranty for a total of five years. The heat exchanger shall have a full ten (10) year warranty. Electric heating elements shall have a full five (5) year warranty. All warranty periods shall begin following installation acceptance and startup of the HVAC system.

13. General:

A. The Vendor shall provide and connect all utilities required to make the Portable fully habitable.

B. The Vendor shall provide WOODEN steps and/or platforms at each entrance as required.

C. All Portables shall be so installed so as to allow relocation of the Portable to another site at a future date.

14. Standard Items:

A. The foundation shall be an installed post and rail type foundation consisting of steel 1- Beams. The rail and post shall be 4" (7.71 pounds per linear foot) I-Beams. The posts shall be set approximately 20" deep in concrete. The concrete shall be not less than 12" in width and 3' in depth.

B. Minimal crawl space shall be provided beneath the building of 18".

15. Special Equipment:

All "Built-In" Equipment shall be furnished and installed by the Vendor and is included in the Portables contract.

A. Each Portable shall contain chalkboard and tackboard as specified in the attached drawings.

B. Each Portable shall include one teacher's cabinet with a hanging rod and storage shelves as specified in the attached drawings.

C. Each Portable shall contain three (3) hat shelves with ten (10) coat hooks as specified in the attached drawings.

D. Each Portable shall contain all other items contained in the section titled "Built-In Equipment" included in these specifications.

E. Each Portable shall contain one (1) mechanical room as per attached drawing. The interior walls of the mechanical room must be lined with 5/8" fire code Gypsum.

16. Submittal Schedule For Successful Vendor:

Within five (5) calendar days following the award of the contract, the Vendor shall submit to JPSD a complete list of materials, fixtures and equipment. The list shall clearly indicate the manufacturer's name, product model number, trade names, capacities and all other pertinent information necessary for JPSD approval of the items.

Vendor shall submit to JPSD for approval the following items prior to the start of construction:

A. Vinyl resilient floor tile and rubber base
B. Gypsum board
C. Ceiling board
D. Siding
E. Flooring material
F. Skirting
G. Vapor barriers
H. Building board and/or Foam Core board
I. Tile Board

17. Manufacturer's Names, Model Numbers and Specifications Sheet:

A. Light fixtures
B. Venetian blinds
C. Exterior doors and all hardware
D. Vents
E. Windows with certification
F. Cooling and Heating units
G. Chalkboards/Tackboards
H. Service entrance panels

18. Specification Sheet:

Vendor shall furnish the following manufacturer's product models as specified or JPSD approved equal.

A. Caulking Compound - Tremco Model Mono
B. Gypsum Board - Gold Bond Model Camel Tan Tweed
C. HVAC - 3 Ton, 208/240VAC -
    1. Furnace - Lennox Model E12O3-1S Condenser - Lennox Model HS18411 Coil - Lennox Model CP12-41E
D. Light Fixture - Lithonia Model LB240-A-120-ES
E. Receptacles - Hubbell Model 5360, 20 Amp
F. Switches - Hubbell Model 1221 or 1223
G. Venetian Blinds - Levolor Blind, 1" slats, Eggshell color
H. Windows - Ditto Model 111 Series, 24" X 18"
I. Exterior Doors

19. Hardware Schedule:

Vendor shall furnish the following hardware items ONLY; no substitution of manufacturer or product model number shall be allowed:

Finish

US26D Dull Chrome, except as noted.

Keying

All locksets on cylinders are to be capable of being grand master keyed to System presently utilized by JPSD, as is presently being used at the site receiving the Portable.

HW-1

Passage Lock	- Falcon #S100HG - 2 3/8"
Door Stop	- Trimco #1210RP
Butts	- Prehung Unit

HW-2

Butts	- Prehung Unit
Closer	- Dorma Model 604DS HO AL X SN
Panic Device	- Precision Model 0810 X 7HT
Cylinder	- Falcon Model 951 US26 D
Kick Plates	- Trimco 8" X 34" US 32 D
Threshold	- Pemko Model 170A 3'0"
Weather Stripping	- Pemko Model 303AV 3'0" X 6'8"
Aluminum Drip	- Pemko 3'0"

HW-3

Lockset	- Falcon Model S520 HG - 2 3/8"
Cylinder	- Corbin 77 keyway as recommended by the manufacturer
Door Stop	- Trimco Model 121ORP
Butts	- Prehung Unit

Electrical

1. General Requirements

A. The scope of the electrical trade as relates to the production and installation phase of the Portable shall include the Vendor furnishing all labor, materials, equipment, fixtures and all other items necessary to complete this function of the total process. All wiring and electrical performed (Vendor or the Vendor's subcontractor) shall be done by City of Jackson licensed electricians.

B. All electrical work shall comply with all applicable codes and ordinances.

C. The Vendor shall be responsible for obtaining and paying for all permits and fees required by the City of Jackson or the utility companies. Refundable deposits to the utility company are excluded from this requirement.

2. Product and Execution:

A. The Vendor shall provide all required temporary and permanent power for each site. It shall be the Vendor's responsibility to coordinate with the electrical utility company regarding power needs and requirements.

B. Vendor shall provide meter bases and accessories as required in the performance of the contract. The location of utility poles, number of poles, sizes of poles shall be coordinated between the Vendor, the utility company and JPSD.

C. It is the intent of JPSD to have a maximum of one meter at each site for modular Portable. If the existing service is not large enough to handle the new Portable(s), the Vendor shall coordinate with the utility company for all necessary work to install new service to carry both the new and the old modular classrooms.

D. Vendor shall be responsible for relocating any utility poles that interfere with the installation of the new Portables.

Dimensions and Drawings

The portable shall be a Single Wide Without a Restroom - 24'W x 36'L.

Please reference the enclosed drawings for identification as to where on each site each portable shall be installed.

Questions and answers will be posted on the link below: https://docs.google.com/document/d/1BE93E-q2eXU0Jf_OTI5RkyU4mnRWvj-GNofoiDNallM/edit?usp=sharing

For questions regarding the RFP Specifications, please contact:

Sandra Robinson
Executive Director, Facilities Operations
Jackson Public School District
662 S. President Street
Jackson, MS 39201
Phone: 601-960-8784 Email: sarobinson@jackson.k12.ms.us

End of Proposal

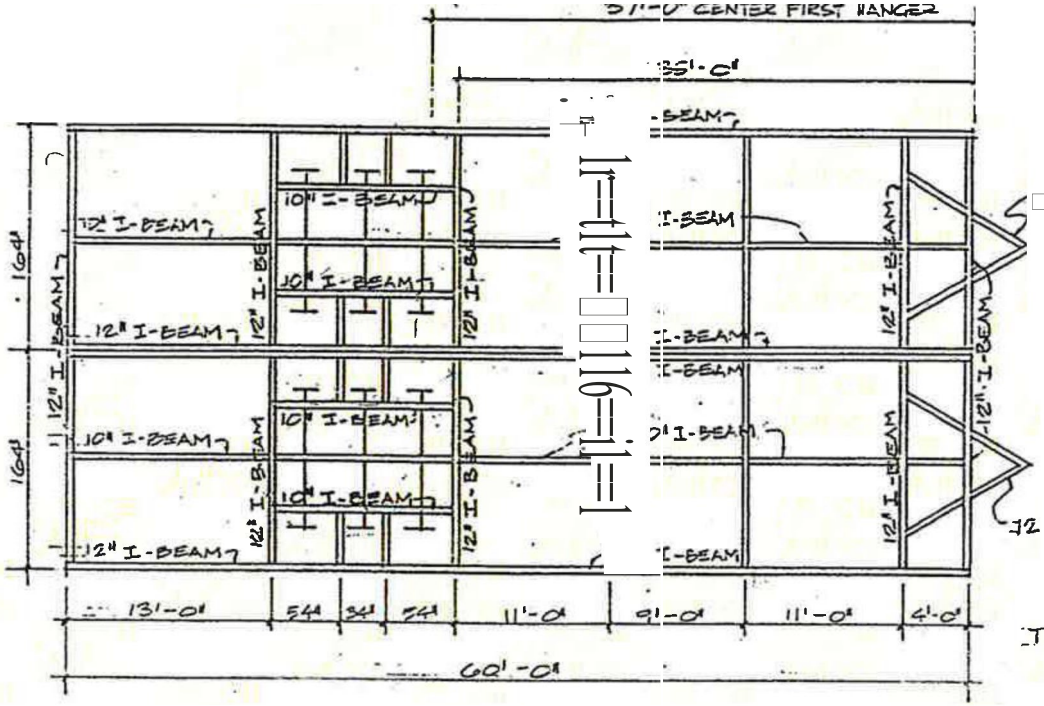

TYPE A

28 x 60	28 x 54
28 x 58	28 x 58
28 x 64	28 x 60
	28 x 64

TOM WALLACE COX
REGISTERED PROFESSIONAL
2929
STATE OF MISSISSIPPI

Tom W. Cox

REGISTERED ARCHITECT
STATE OF MISSISSIPPI

PERIMETER FRAME: 28 x 60 A'

SCALE: 1/8" = 1'-0"	APPROVED BY	DRAWN BY
DATE:		
		DRAWING NUMBER

→l

r-r

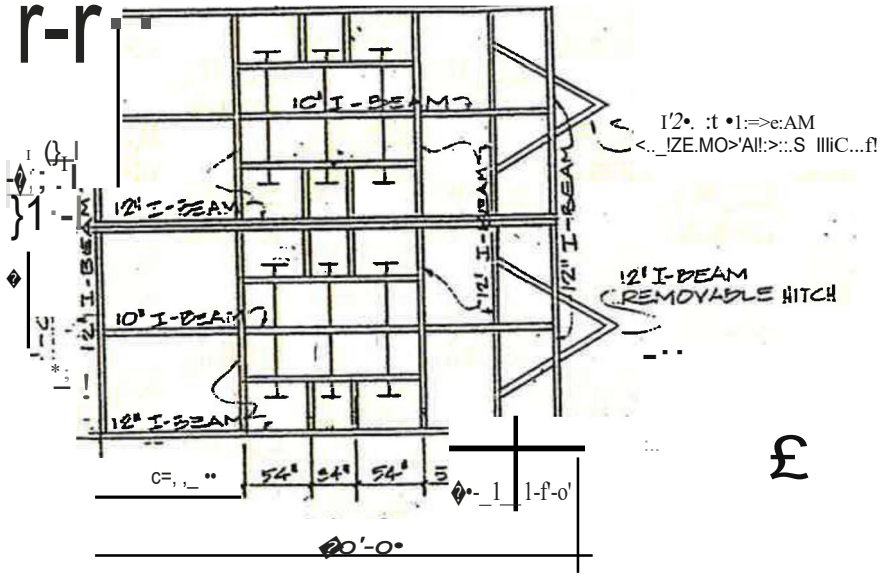

I'2•. :t •1:=>e:AM
<.._!ZE.MO>'Al!:>::.S IlliC...f!

£

APPROVED
BY:
BV:
SIATEc::-;..;,:.:£i(I"/,If OUCATIOK
111 # :)f
SCHOOL BLI'IOINC & IRANSPORIATION

TOM WALLACE COX
REGISTERED PROFESSIONAL
2929
ENGINEER
STATE OF MISSISSIPPI

m 0 1-?-,

TYP'.E... P.: _
2(/,< %8

REGISTERED ARCH
NEW JOWELRY

PER\ME1ER FRAME TljP€ e,

...'It:>"" 1'-0 1 .,.PAOYEo av o,u-...i IY
OAl(:

fO/< SINGLE CLAt; l<tvf. UNIT

I O,U.Wftr,tC MU..,IUI

< --••11••···.,

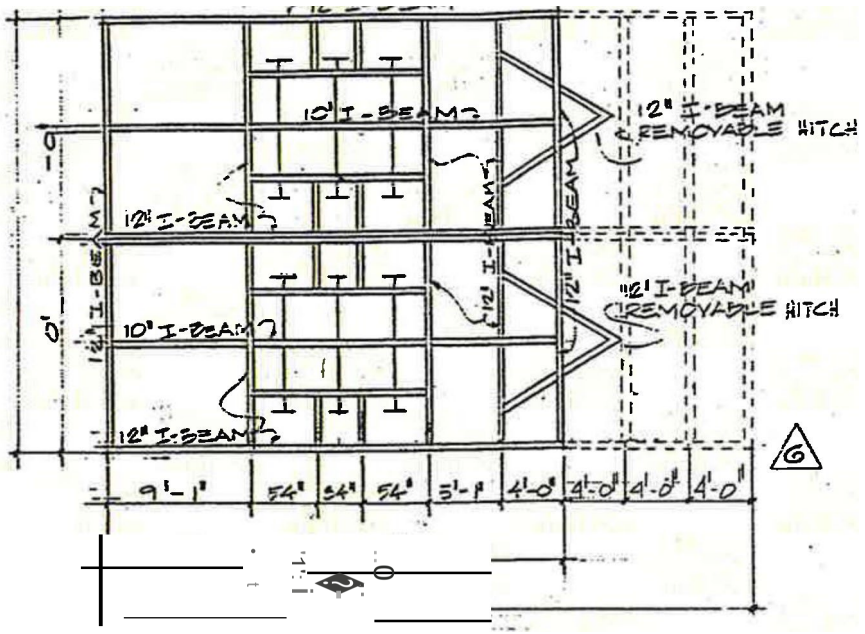

TOM WALLACE COX
REGISTERED PROFESSIONAL
8929
ENGINEER
STATE OF MISSISSIPPI

REGISTERED ARCHITECT
MISSISSIPPI

SCALE:
DATE:
FOR
DRAWI

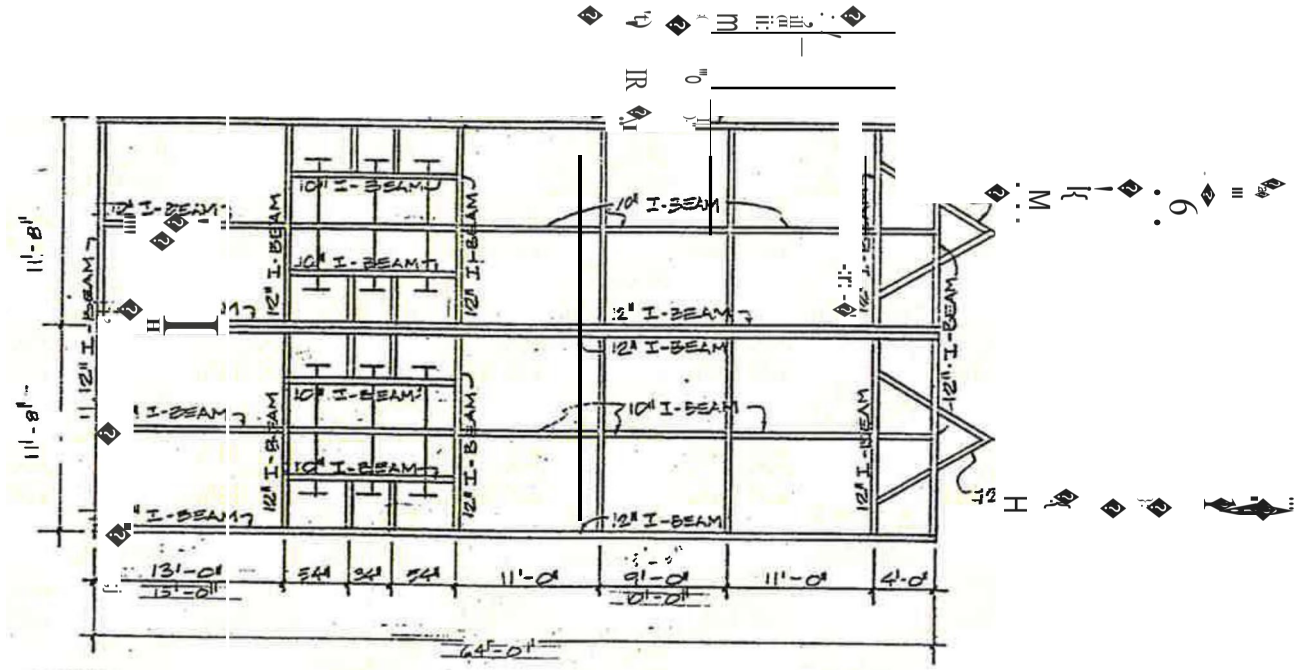
10" I-BEAM
12" I-BEAM
11'-8"
13'-0"
15'-0"
54"
34"
54"
11'-0"
9'-0"
10'-0"
11'-0"
4'-0"
64'-0"


TOM WARRICE COX
REGISTERED PROFESSIONAL ENGINEER
2929
STATE OF MISSISSIPPI
Tom W. Cox
REGISTERED ARCHITECT
STATE OF MISSISSIPPI

Board of Trustees

Jackson Public School District

Jackson, Mississippi

Ladies and Gentlemen: I/We propose to furnish and deliver all items and/or to perform all services according to all sections of this rfp document (Proposal Form, Instructions and Conditions, detailed written Specifications, and Addendum if applicable) and in the quantities at the indicated prices, as called for in the document(s). All quantities indicated have been checked very closely, and both unit price and total price (where requested) have been submitted with the understanding that we shall be responsible for making complete and satisfactory delivery accordingly, within the time frame agenda (if applicable).All items contained in this RFP shall be as specified or JPSD approved equal. For any item(s) proposed which is other than as specified, a complete and detailed cut and description for each item(s) must accompany the rfp, if the item(s) is to be considered. Please carefully read each section of this RFP.

Acceptance of Proposals:

The Jackson Public School District reserves the right to:

- Have sole discretion to waive minor irregularities in proposals. A minor irregularity is a variation from the proposal that does not affect the proposal or gives one offeror an advantage or benefit not enjoyed by other offerors or adversely impacts the interests of the school district.
- Accept the "lowest and best" RFP which in their judgment assures JPSD the product(s) or service(s) having the best performance and the highest level of function, quality, and value.
- Not accept the lowest priced proposal. Proposals that do not comply with the requirements stated within this RFP subject to disqualification. Proposals that do not meet the deadline date/time will be returned to the vendor unopened.
- Request additional information or conduct discussions with one or more respondents after the RFP deadline; to secure a final selection to award RFP should such action be in the best interest of JPSD.

I/WE UNDERSTAND AND AGREE THAT NEITHER THE AWARD OF THIS RFP TO ME/US BY THE DISTRICT'S BOARD OF TRUSTEES NOR RECEIPT BY ME/US OF A NOTICE OF ACCEPTANCE OF THIS RFP SHALL CONSTITUTE THE MAKING OF A CONTRACT BETWEEN JPSD AND ME/US, WHICH SHALL BE CONDITIONED UPON THE EXECUTION BY BOTH JPSD AND ME/US OF A FORMAL, WRITTEN AGREEMENT.

RESPECTFULLY SUBMITTED,

COMPANY _____

ADDRESS _____

PHONE _____ FAX _____

E-MAIL ADDRESS _____

PRINTED SIGNATURE _____

WRITTEN SIGNATURE _____

TITLE _____

DATE _____

CIRCLE THE OPERATING STATUS OF YOUR BUSINESS AS INDICATED:

WOMAN OWNED NON-MINORITY MINORITY WOMAN AND MINORITY

Acknowledgment of Addendum(s)

Addendum Number		Date	
Addendum Number		Date	
Addendum Number		Date	
Addendum Number		Date	

REQUEST TO ADD VENDOR

Post Office Box 2338 - Jackson, Mississippi 39225-2338

Email form to mmays@jackson.k12.ms.us or todom@jackson.k12.ms.us | Fax to (601-960-8967

School/Department Requesting Vendor Addition _____

To be completed by Vendor: Please complete all sections:

Will your company accept purchase orders? ☐Yes ☐No

Note: As an approved Vendor, you agree not to accept any order from JPS without an approved purchase.

Orders taken and completed without a Purchase Order will be considered a Donation to JPS.

Are you an employee of the Jackson Public School District? ☐Yes ☐No

PRODUCT LINE: _____

Parent Company Name: _____ Doing Business As (DBA) Name: _____

Parent Company Tax #: _____ D/B/A Federal Tax ID/Social Security #: _____

Physical Address: _____ City _____ State _____ Zip-code _____

Remittance Address: **(If Different):**

Address: _____ City _____ State _____ Zip-code _____

Contact Person: _____ Phone: (_____) _____

Fax: (_____) _____ Email Address: _____

Select One: This information will be used to track purchases from minority vendors.

Minority Code: ☐Woman & Minority ☐ Minority ☐Non-Minority ☐Woman

Type of Entity:☐Individual/Sole Proprietor ☐Corporation ☐Partnership ☐Other

Submitted By: Signature _____ Date _____

ADDITIONAL INFORMATION REQUIRED: The following forms must be submitted

FOR INTERNAL USE ONLY

Vendor Number: _____ 1099: ☐Yes ☐No

Completed By: _____ Date: _____

☐ Certificate of Liability Insurance for not less than $1,000,000 as stated in Mississippi Code Section § 31-7-13(v) ☐ IRS W-9 Form Request for Taxpayer Identification Number and Certification

Proposal Cover Page

VENDOR INFORMATION

Name and Title _____

Company Name_____Date_____

SUBMISSION COVER SHEET AND CONFIGURATION SUMMARY

By my signature below, I hereby represent that I am authorized to and do bind the offeror to the provisions of the attached proposal. The undersigned offers and agrees to perform the specified personal and professional services in accordance with provisions set forth in the Request for Proposals. Furthermore, the undersigned fully understands and assures compliance with the Conditions of Solicitation and Standard Terms and Conditions contained in the RFP. The undersigned is fully aware of the evaluation criteria to be utilized in vendor selection for approval. I further certify that _____ is an authorized dealer in good standing of the products/services included in the proposal submitted in response to the RFP.

_____ _____

Authorized Signature Date

_____

Printed Signature

CONFIGURATION SUMMARY

Vendor must provide a summary of the main component of the services offered in this proposal using 100 words or le

ASSURANCES AND SIGNATURE FORM

In submitting this application, I certify that:

1. The organization will comply with applicable federal, state, and local policies and procedures.
2. Services will be provided under the supervision of highly qualified teachers and/or administrators.
3. The organization will maintain professionalism and confidentiality.
4. The organization is fiscally sound and will be able to complete services to the local educational agency.
5. The organization will ensure that the services provided are aligned the Mississippi Curriculum Frameworks and scientifically research based practices.
6. The organization will comply with applicable federal, state, and local health, safety, and civil rights laws.
7. Provisions that subject all individuals employed by or otherwise associated with the approved provider, including volunteers, support staff, etc., who have direct contact with students, to the fingerprint and criminal history record check contained in law, including, Education Laws 305(30), 1125(3), 1604(39), 1604(40), 1709(39), 1709(40), 1804(9), 1804(10), 1950(4)(11), 1950(4)(mm), 2503 (18), 2503(19), 2554(25), 2554(26, 2590-h (20), 2854(3)(a-2), 2854(3)(a-3), and 3035.
8. All services will be secular, neutral, and non-ideological.
9. The organization will provide the local educational agency with information regarding implementation of proposal initiatives in increasing achievement, in a format, and to the extent practicable, a language or other mode of communication such that district personnel, parents / legal guardians, and community members can understand.

The undersigned hereby certifies that I am an individual authorized to act on behalf of the organization in submitting this application and assurances. I certify that all of the information provided herein is true and accurate, to the best of my knowledge. I understand that the discovery of deliberately misrepresented information contained herein may constitute grounds for denying the applicant's request for approval.

Name of Organization

Printed Name of Authorized Representative

Signature of Authorized Representative

Date Signed

INDEPENDENT CONTRACTOR DEBARMENT VERIFICATION FORM

(Please print clearly or type)

***Appropriate signatures shall certify statements below.*

Subgrantee's/Contractor's Name	
Authorized Official's Name	
Complete Address	
Contact Number	
Are you currently registered to do business in the State of Mississippi? (Yes or No) If yes, attach supporting documentation of registration status. If, no please register and provide documentation of registration status. (**State/Other fund requirement)**	

FEDERAL DEBARMENT CERTIFICATION:

CONTRACTOR hereby certifies that at the execution of a contract with the Jackson Public School District (JPS) that the CONTRACTOR is not on the list for federal debarment on www.sam.gov – System for Award Management.

STATE OF MISSISSIPPI REGISTRATION:

CONTRACTOR hereby certifies that at the execution of a contract with the Jackson Public School District (JPS) that the CONTRACTOR is not on the list for debarment on www.sos.ms.gov for doing business with the State of Mississippi or with any Mississippi State Agency.

PARTNERSHIP DEBARMENT CERTIFICATION:

CONTRACTOR hereby certify that all entities who are in partnership through this contract or grant with the Jackson Public School District (JPS) (subcontractors, subrecipients, et al.) are not on the federal debarment list on www.sam.gov – System for Award Management or the State of Mississippi debarment list. Proof of documentation of partnership verification with SAM shall be kept on file and the debarment status shall be checked prior to submission of every contract/subgrant and modification to JPS.

_____

Original Signature of Contractor or Authorized Official *Date*

INDEPENDENT CONTRACTOR DEBARMENT VERIFICATION FORM*

(Please print clearly or type)

***Appropriate signatures shall certify statements below.*

FEDERAL DEBARMENT CERTIFICATION:

Subgrantee's/Contractor's Name	
Authorized Official's Name	
Complete Address	
Contact Number	
Are you currently registered with www.sam.gov (Yes or No) If yes, attach supporting documentation and DUNS number must be Active with open access. **(Federal fund requirement)**	
Are you currently registered to do business in the State of Mississippi? (Yes or No) If yes, attach supporting documentation of registration status. If not, please register and provide documentation of registration status. **(Federal and State/Other fund requirement)**	

CONTRACTOR hereby certifies that at the execution of a contract with the Jackson Public School District (JPS), that the CONTRACTOR is not on the list for federal debarment on www.sam.gov – System for Award Management.

MISSISSIPPI REGISTRATION: CONTRACTOR hereby certifies that at the execution of a contract with the Jackson Public School District (JPS),that the CONTRACTOR is not on the list for debarment on www.sos.ms.gov for doing business with the State of Mississippi or with any Mississippi State Agency.

PARTNERSHIP DEBARMENT CERTIFICATION: CONTRACTOR hereby certifies that all entities who are in partnership through this contract or grant with the Jackson Public School District (JPS) (subcontractors, subrecipients, et al.) are not on the federal debarment list on www.sam.gov – System for Award Management or the State of Mississippi debarment list. Proof of documentation of partnership verification with SAM shall be kept on file and the debarment status shall be checked prior to submission of every contract/subgrant and modification to JPS.

_____ _____

Original Signature of Contractor or Authorized Official *Date*

Jackson Public Schools Submission Price Page

Jackson Public School District

662 South President Street

Jackson, MS 39201

RFP Proposal _____

RFP Title _____

_____

Submission Deadline Date and Time: _____

Participating Vendor Name_____

Address_____

Handwritten Signature_____

Print Name _____

Addendums Acknowledge Yes_____ or No _____

Combined Proposal Price _____

If this page is not displayed when the deadline opening date occurs; it will not be acknowledged or allowed to be presented. This applies to all submitted proposals whether mailed, hand delivery or electronically emailed.