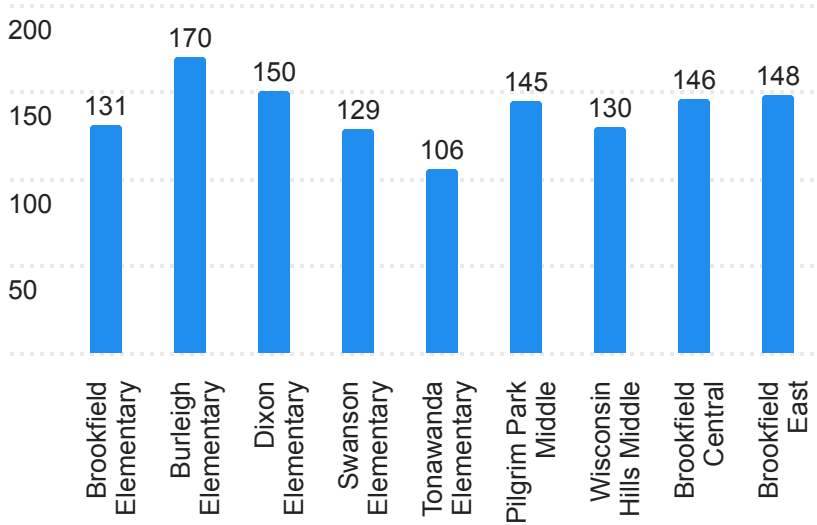
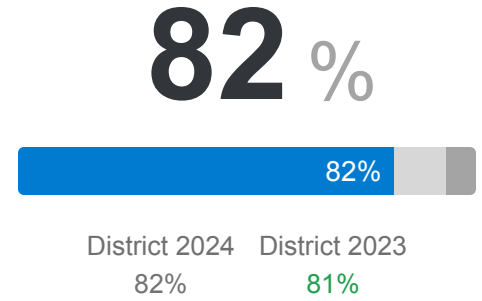


# 2025 Elmbrook Family Satisfaction Survey

Count of Responses



% of Favorable Responses






## Overall Satisfaction







Question	Distribution	District 2024	District 2023
I am satisfied with my child's school	90% 5%	89%	89%
I would recommend my child's school to a friend	88% 7% 5%	87%	87%
My child is being adequately prepared for the next grade level or post-secondary pursuit	85% 8% 6%	87%	85%
I am satisfied with the before/after school activities offered at my child's school	75% 20%	72%	71%
I am satisfied with the food options provided at lunch	59% 21% 20%	54%	54%

# 2025 Elmbrook Family Satisfaction Survey

## Safety

Question	Distribution	District 2024	District 2023
I understand the behavioral expectations at my child's school	 91%	92%	93%
My child's school is a safe place to learn	 91%	90%	88%
My child's bus ride is safe	 64% 29% 6%	62%	61%

## Teaching and Learning

Question	Distribution	District 2024	District 2023
I understand the academic expectations at my child's school	 86% 9%	86%	85%
My child's school supports her/his academic interests and needs	 86% 8% 6%	87%	84%
While at school, my child uses technology to enhance learning.	 86% 11%	89%	87%
The school challenges my child to reach her/his full potential	 82% 9% 9%	81%	79%
The amount of time my child spends using technology to complete her/his work at home is appropriate.	 72% 19% 9%	73%	72%
The amount of time my child spends using technology during the school day is appropriate.	 65% 24% 11%	67%	67%

# 2025 Elmbrook Family Satisfaction Survey

## Engagement

Question	Distribution	District 2024	District 2023
I am satisfied with the opportunities for family involvement		83%	80%
I am involved in decisions that impact my child's education		74%	73%

## Academic Progress







Question	Distribution	District 2024	District 2023
I receive enough information to understand my child's academic progress		81%	81%
The level of difficulty associated with my child's homework is appropriate		79%	78%
The amount of homework assigned to my child is appropriate		78%	76%
The information on my child's report card helps me understand her/his academic progress		78%	77%

## Communication




Question	Distribution	District 2024	District 2023
I am informed of school events and activities		95%	94%
I know how to get school information when I need it		91%	90%

# 2025 Elmbrook Family Satisfaction Survey

## School Climate

Question	Distribution	District 2024	District 2023
School staff are courteous and helpful	 93% 6% 1%	93%	91%
School facilities are well-maintained	 91% 6% 3%	92%	91%
I believe school staff inspire my child's best effort	 88% 7% 5%	87%	86%
My child enjoys going to school	 85% 8% 7%	85%	84%
A climate of openness and trust exists between the Principal and my family	 79% 15% 6%	78%	76%
Class sizes are appropriate to meet individual student needs	 78% 13% 9%	75%	75%

## Responsiveness

Question	Distribution	District 2024	District 2023
My child's teacher(s) is/are responsive to my concerns	 88% 9% 3%	88%	87%
When my child has a problem at school, she/he knows how to get help	 85% 10% 5%	85%	82%
My child's school administrators (Principal, Associate Principal(s)) are responsive to my concerns	 79% 16% 5%	79%	76%