



WELCOME TO THE INFORMER



A QUALITY AND AFFORDABLE EDUCATION THAT MAKES A DIFFERENCE



GIVE YOUR CHILD THE BEST OPPORTUNITIES AND CONFIDENCE TO SUCCEED

Ms. Taune

Page 1

Spelling Bee Competition: How Parent Support Can Spell Success

There's something special in the air as Week 9 approaches. In classrooms from Grades 1 to Grade 6, there's a quiet hum of excitement as our young learners dive into their spelling word lists, sharpening their minds and preparing to take on the challenge with confidence and pride.

With pencils in hand and determination in their eyes, they're preparing for one of the most anticipated events of the term: 'The Annual Spelling Bee Competition'.



Prep BP



1BE



4JT



6WJ

KOROBORO INTERNATIONAL SCHOOL
"SUCCESS...Being Your Own Best"

Spelling Bee Competition

Dear Parents and Guardians,
This notice is to inform you that our Spelling Bee Class Competitions will commence in Weeks 6.

Kindly refer to your KBIS ClassTag or email for our Spelling Bee Competitions announcement.

SPELLING!

#KBISBESTSCHOOLEVER

Contact the School:
Koro Campus: 322 1900 | Boro Campus: 322 1901

Owned And Operated
www.iea.ac.pg



Scan to visit our website
www.koroboro.iea.ac.pg

KOROBORO INTERNATIONAL SCHOOL
"SUCCESS...Being Your Own Best"

Quality Education
Call for a tour of KBIS - 322 1900

#KBISBestSchoolEver



info@koroboro.iea.ac.pg



Welcome to Ms. Taune's Article

WELCOME TO THE INFORMER

Continue from Page 1...

In the lead-up to this exciting event, spelling word lists have been sent home to every student and parent. But this is more than just practice, they're bridges connecting school and home in powerful, meaningful ways. It's also an opportunity for parents and caregivers to step in, support and **spell success** together.

"Children learn best when they are actively engaged with their families in meaningful learning activities," says Dr. Joyce Epstein, Director of the Center on School, Family and Community Partnerships of Johns Hopkins University.

Why does your support matter?

When parents engage in their child's learning, especially in something as foundational as spelling, it sends a powerful message: *"Your learning matter and I'm here with you every step of the way."* Spelling isn't just about memorising words. It builds the foundation for reading, writing and confident communication. It teaches patterns, strengthens vocabulary and empowers children to express themselves clearly and creatively and boosts overall literacy. These are lifelong tools every child needs.

So how can families continue to support their child's spelling journey?

Set aside 10 - 15 minutes a day to review the list

Add fun - try flashcard games or mini home competitions

Celebrate small wins (a high five goes a long way!)

Use spelling words in everyday conversations or stories

"What parents do in the home is more powerful than anything a teacher can do in school." says **Professor John Hattie**, author of *Visible Learning*.

It's these small, consistent efforts that have a lasting impact as **Sir Ken Robinson**, an International Education Expert once said, *"The home is the first and most effective place for learning. Education is too important to be left to schools alone."*

And when home and school work together, magic happens. Confidence grows. Nervousness fades. Learning becomes a joyful, shared adventure.

"The most accurate predictor of student achievement is not income or social status, but the extent to which the family is involved in the child's education," writes education researcher **Anne T. Henderson**, co-author of *A New Generation of Evidence: The Family Is Critical to Student Achievement*

So as we count down to the big day, let's celebrate not just the competition but the partnership that powers it. Let's make spelling a family affair and show our students that their learning matters at school and at home.

Because when we **spell together**, we **succeed together**.



Welcome to Prep BP

WELCOME TO THE INFORMER


For our Inquiry Learning this term, we are excited to share with you what we have been learning and doing in our lessons. Our Inquiry theme for this term is Amazing Plants and Animals. Students have had fun learning about different plants and animals and the benefits that we get from them. Students enjoyed watching engaging short videos to find more about the different habitats of plants and animals. Here is a sneak peek at some of the wonderful things these little explorers have been up to.



Something definitely got the little explorers attention. Guess what it was? A dragonfly.



In the Going Further Stage of our Inquiry Lesson this is what the little explorers did. They planted peanut seeds in foam cups and then drew down what their peanut seeds would need to grow.





Welcome to Grade 1BE

WELCOME TO THE INFORMER

In our **Inquiry Learning lessons**, we used some of the **Cooperative Learning Structures** to make learning more **engaging, interactive and meaningful**. These strategies has encourage students to work together in pairs or small groups, promoting active participation, communication, and teamwork.



In the **Inside-Outside Circle**, we form two circles and face a partner. We share answers or ask questions, then rotate to meet a new partner.

The picture on the right, we are using this structure to discuss the different types of clouds, it helps us remember what we've learned and learn from each other!



Think-Pair-Share helps us slow down and think before speaking. First, we think about the question, then we pair up, and finally we share with a partner.

The picture above shows us using this strategy, where we shared our ideas about why the Sun is important.



We often use Stand Up, Hand Up, Pair Up to get us moving and talking. We stand up, find a partner with a raised hand, and share our ideas. In the picture on the left, we are discussing why the Sun is important to the Earth. This activity helps us build confidence, improve our speaking and listening skills and learn from each other in a fun and active way!

Welcome to Grade 4JT

WELCOME TO THE INFORMER

A sneak peak of what we are learning in class.

This term in our writing lessons, we have been learning about how to write persuasive text.

One of our lessons featured writing an introduction. In order to make the introduction more exciting for the reader we have learnt to embed the Seven (7) Steps of Writing Techniques throughout our writing. In this article we learnt how to use a sizzling start technique to spice up our introduction .

What is a sizzling start?


A sizzling start is an engaging opening technique to a piece of writing designed to immediately capture the reader's attention and make them eager to continue reading.

The Four Sizzling Start Techniques in a persuasive text are:

1. Ask a question
2. Paint a word picture
3. Start with a quotation
4. Tell an anecdote

Here are some examples of sizzling starts to the topic: **Styrofoam Products Should Be Banned**


Ask a question	Paint a word picture	Start with a quotation	Tell an anecdote
"Have you ever wondered where all the Styrofoam cups and plates go after we throw them away?"	Everywhere you look, Styrofoam cups, plates and containers are scattered across the ground.	"Styrofoam cups are lightweight and inexpensive," says Preetam Basu from the Kent School of Business.	While walking in the park, I saw a Styrofoam cup stuck in a bush, its white pieces scattered like snow.



Model writing lesson of how to write a sizzling start on the topic: Styrofoam products should be banned



Shared writing practise of how to write a sizzling start on the topic: Why should we use recycled materials?



Independent practise on how to write a sizzling start on their chosen topics.




EA working with a group

Welcome to Grade 6WJ

WELCOME TO THE INFORMER



These images show the 6WJ students effectively engaged in a group discussion as they participate in a gallery walk. The students are actively observing and discussing the work created by their peers, demonstrating strong engagement and collaboration. This activity is a clear example of peer learning, as students learn from each other's ideas and contributions through meaningful dialogue and reflection.



This term in Inquiry Learning, 6WJ has been exploring the topic of Solubility and Mixtures. As part of our investigations, students have been conducting simple and safe experiments using everyday materials to create solutions by combining solutes and solvents. These images capture our young scientists in action as they experiment with dissolving sugar in cold water, identifying and discussing the factors that influence how fast or slow the dissolving process occurs. It has been a hands-on and engaging way to deepen their understanding of scientific concepts through observation and inquiry.



KOROBORO INTERNATIONAL SCHOOL

Welcome to Boro DC

WELCOME TO THE INFORMER

Ssshh! you are about to enter a very quiet place. That's where you meet new people, go places, find out, gain more and enjoy the most!

Students created a DC tree in our Kinder Garden from the PBL read aloud about "Kindness"

Featuring new installments; the air con, a projector, cozy rugs window curtains. **ADVENTUROUS**

The busy circulation desk students returning and borrowing books at lunch time



Students enjoy the comfort of reading on the couch, the sofa, bean bags, the swing and not the least the carpets.



Classroom Stories

DC classes are focused on Reading Strategies – with activities in various stations.

**Preschool and Prep cluster-
Alphabetizing**
**Grade 1 –Visualizing,
Asking Questions and
Predicting**
**Grade 2- Persuasive
reading**



1RW Get in Get Ready, Get started



1NK students during Listening



Prep WR sorting alphabets



2KL students analyzing and solving puzzles during lunch Break

Welcome to KB Health & Wellness

WELCOME TO THE INFORMER

Health and Wellness Notice – Conjunctivitis (Pink or Red Eye)

We'd like to share a quick health reminder about **conjunctivitis**, a common and easily spread eye infection.

What is conjunctivitis?

Conjunctivitis happens when the white part of the eye turns pink or red. The eye may feel itchy, sore, watery, or have a sticky discharge. It can affect one or both eyes.

How does it spread?

Conjunctivitis spreads easily through:

- Touching the eyes with dirty or unwashed hands
- Sharing personal items like towels, tissues, or pillows
- Coughs, sneezes, or close contact with someone who is infected.

What can you do?

- ✓ Encourage regular handwashing with soap and water
- ✓ Remind children not to touch or rub their eyes
- ✓ Avoid sharing towels, face cloths, or pillows
- ✓ Keep your child home if their eyes are red, sore, or have thick discharge
- ✓ Seek advice from your healthcare provider if symptoms persists or not improving.

When can children return to school?

Children can return once symptoms are improving and any discharge has reduced. If prescribed antibiotics, they should stay home for at least 24 hours after starting treatment.

Together, we can help prevent the spread and keep everyone feeling their best!

Symptoms of Pinkeye

- Itchiness, Burning
- Crust on Eye Lashes
- Increased Tears
- Redness
- Discharge from Eyes

Types of conjunctivitis

<p>Healthy eyes</p>	<p>Redness of the eye Edema Pus</p> <p>Bacterial conjunctivitis</p>
<p>Redness of the eye Lacrimation</p> <p>Viral conjunctivitis</p>	<p>Redness of the eye Edema Lacrimation Itch</p> <p>Allergic conjunctivitis</p>

BACKGROUND

- * ENLARGEMENT of the CONJUNCTIVA BLOOD VESSELS
- ~ aka BLOOD SHOT EYES

SYMPTOMS

- * EYE IRRITATION
- ~ DRYNESS
- ~ ITCHING
- ~ PAIN

CAUSES

- * ENVIRONMENT
- ~ ALLERGIES
- ~ EYE FATIGUE
- ~ CHEMICAL IRRITATION
- ~ PROLONGED CONTACT LENS USE
- * CONJUNCTIVITIS
- * BLEPHARITIS
- * CORNEAL ABRASION
- * CORNEAL ULCERS
- * FOREIGN BODY
- * SUBCONJUNCTIVAL HEMORRHAGE
- * MORE SERIOUS CONDITION
- ~ UVEITIS
- ~ GLAUCOMA

DIAGNOSIS

- * PHYSICAL EXAMINATION
- ~ ASSESSMENT of EYELIDS & LACRIMAL SAC
- ~ PUPIL SIZE & REACTIVITY
- ~ CORNEAL INVOLVEMENT
- ~ VISUAL ACUITY & TONOMETRY
- ~ FLUORESCCEIN DYE
- * CONSULTATION/REFERRAL with OPHTHALMOLOGIST

Success...Being Your Own Best

OSMOSIS from ELSEVIER



KOROBORO INTERNATIONAL SCHOOL

IMPORTANT DATES

WELCOME TO THE INFORMER

IMPORTANT DATES FOR YOUR CALENDAR

Week 7

Monday 02/06: Principal's Awards - Boro

Tuesday 03/06 and Thursday 05/06: **Grade 6** breakfast club

Friday 06/06: Inter house Athletics Carnival

Week 8

Monday 09/06: Book Week Launching - Koro

Tuesday 10/06 and Thursday 12/06: **SRC** breakfast club

Friday 13/06: Grade 6 Car Wash

Friday 13/06: ECA Ends

Friday 13/06: The Informer **#9** sent out

Week 9

Tuesday 17/06 and Thursday 19/06: **SRC** breakfast club

Tuesday 17/06: Public Holiday – King's Birthday

Wednesday 18/06: Spelling Bee Cluster Competitions

Thursday 19/06: Book Week Costume Walkthrough – Boro

Friday 20/06: Book Week Assembly – Koro

Friday 20/06: Grade 6 Raffle tickets Draw

Friday 20/06: KB Social club Bingo & Pizza Night at Koro campus

End Of Term 2 – 3 Weeks Holiday



ARAFURA



#KBISBestSchoolEver

SOLOMON



#KBISBestSchoolEver



CORAL



#KBISBestSchoolEver



BISMARCK



#KBISBestSchoolEver



Scan to visit our website
www.koroboro.iea.ac.pg



Follow us



KoroBoro International School

PO Box 1319
BOROKO, Port Moresby, 121
National Capital District
PAPUA NEW GUINEA

KORO Campus

SECTION 70, ALLOTMENT 01,
GAGOMA STREET,
KOROBOSEA, PORT MORESBY, NCD,
Papua New Guinea
Phone: +675 322 1900
email: info@koroboro.iea.ac.pg

BORO Campus

SECTION 28, LOT 10, BOROKO
DRIVE, PORT MORESBY,
National Capital District
Papua New Guinea
Phone: +675 3221901
Email: info@koroboro.iea.ac.pg

Success Being Your Own Best