



# Fifth Grade Stakeholders' Committee

---

December 13, 2023





## Meeting Dates

December 13, 2023

January 18, 2024

February 1, 2024

February 15, 2024 (Make Up Date)

## Location & Time

6:00 - 7:00 pm

Board of Education Building



# Purpose of Committee

---

The charge of the committee is to:

- Work collaboratively to review community concerns
- Finalize recommendations to the Board of Education and administration on certain topics should the district reconfigure schools

The committee:

- Will not make the determination on reconfiguration

# Committee Norms

---

- Listen attentively to members when they are speaking
- Be open to different viewpoints
- Suggest honest feedback during discussions
- Maintain confidentiality
- Remain on topic to move the meeting forward

# Why Move 5th Grade?

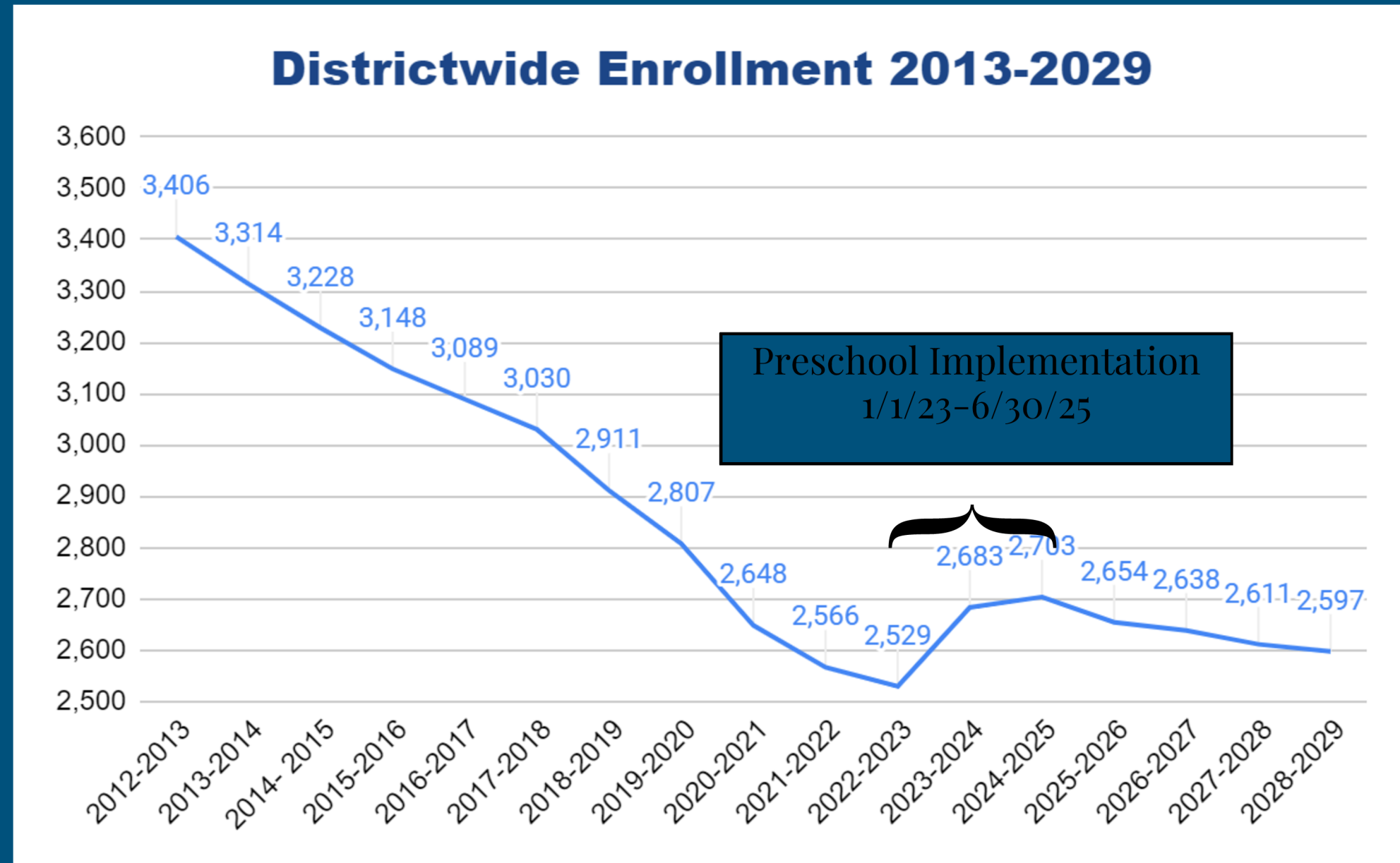
---

It is not just because of preschool!

- Level out capacity of the buildings
- Utilization of rooms dedicated to subject areas (art, music, etc.)
- Better utilization of specialists (BSI, specials all in one building)
- Decline in enrollment at Middle and High Schools

# Districtwide

Year	Total Enrollment
2012-2013	3,406
2013-2014	3,314
2014-2015	3,228
2015-2016	3,148
2016-2017	3,089
2017-2018	3,030
2018-2019	2,911
2019-2020	2,807
2020-2021	2,648
2021-2022	2,566
2022-2023	2,529
2023-2024	2,683
2024-2025	2,703
2025-2026	2,654
2026-2027	2,638
2027-2028	2,611
2028-2029	2,597

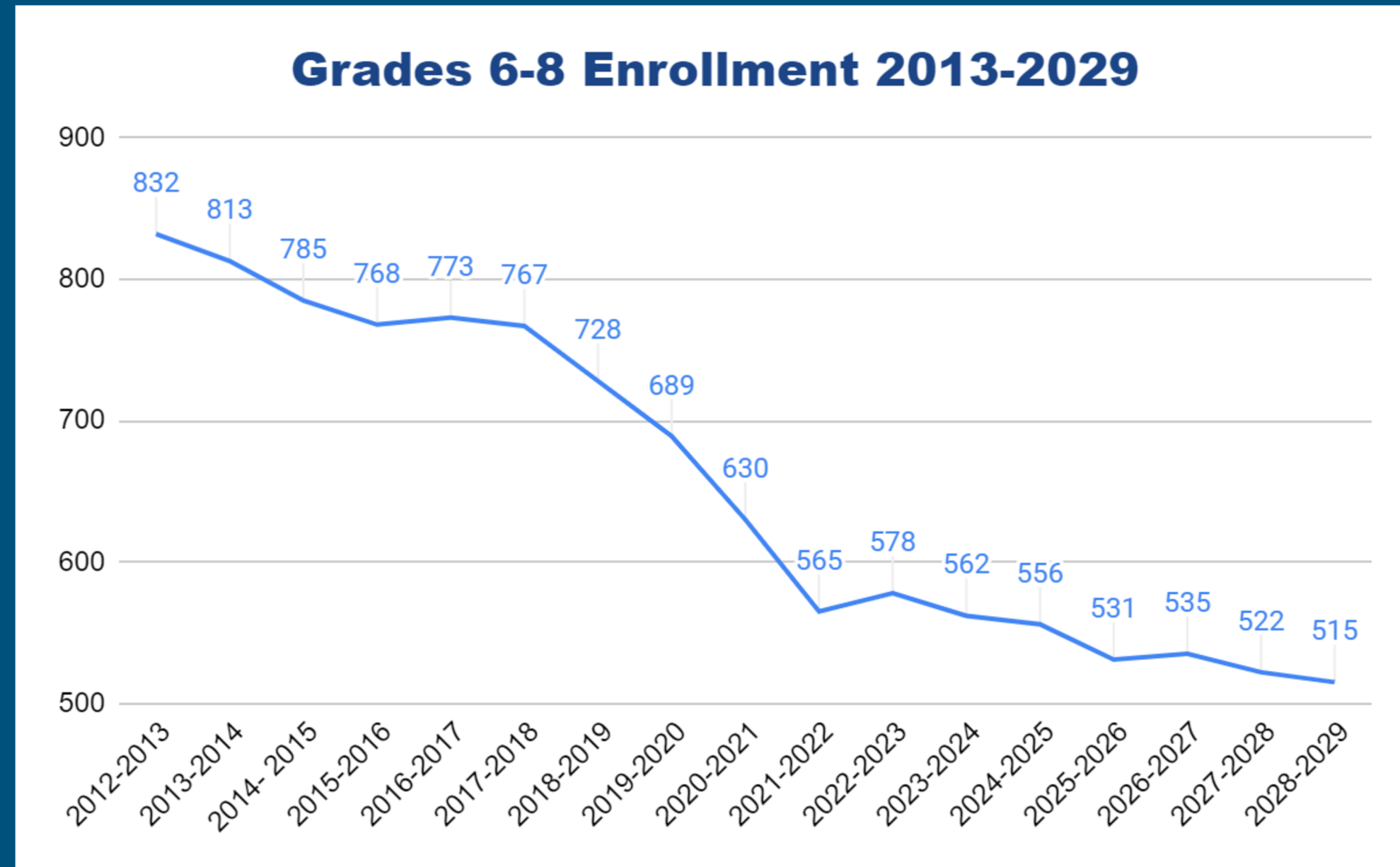


- Projected Change in Total Enrollment 2013 vs. 2029: Decrease of 809 students or -23.8%

- Highest District Enrollment on Record: 3,648 in October 2006

# Grades 6-8

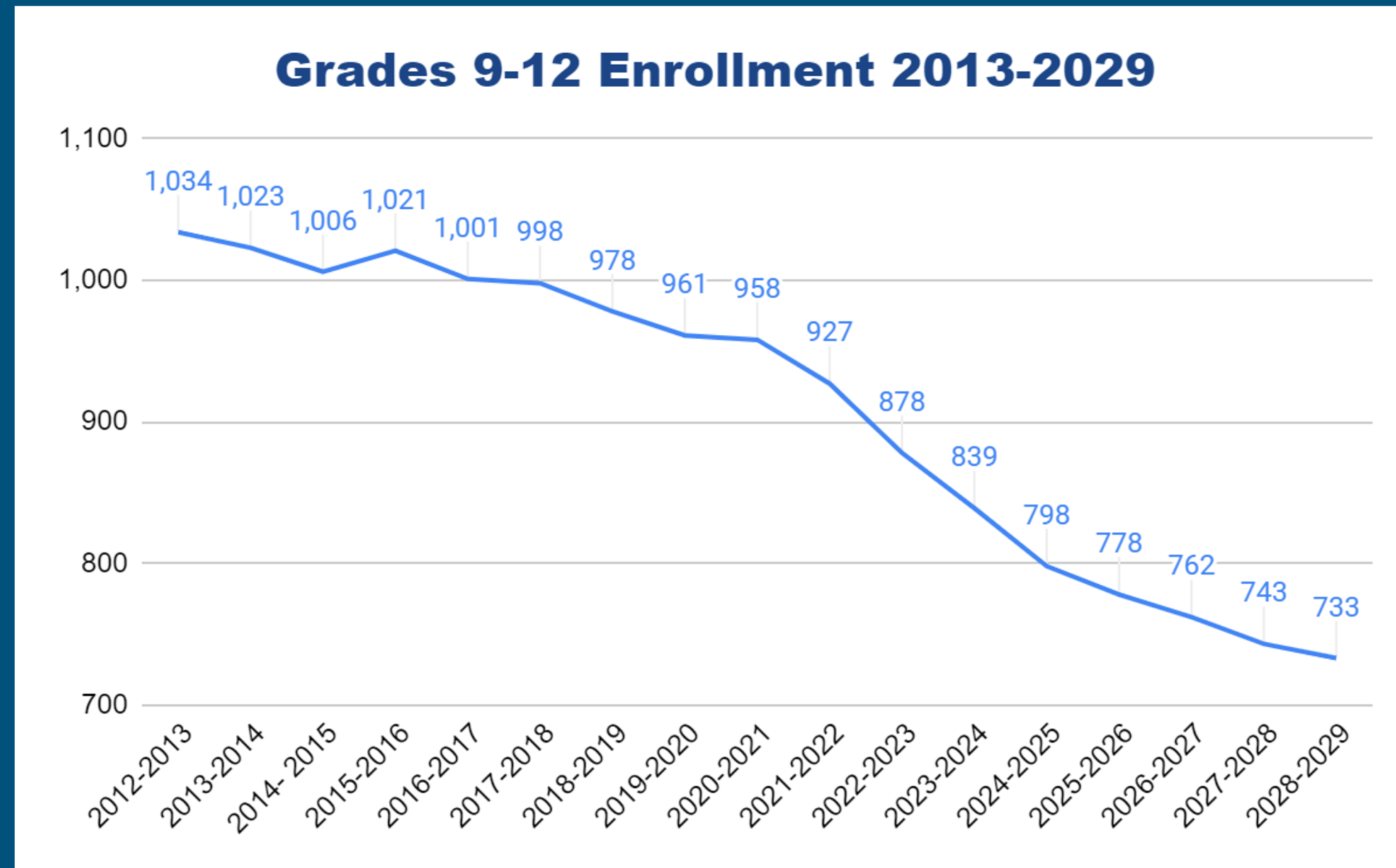
Year	Grades 6-8
2012-2013	832
2013-2014	813
2014-2015	785
2015-2016	768
2016-2017	773
2017-2018	767
2018-2019	728
2019-2020	689
2020-2021	630
2021-2022	565
2022-2023	578
2023-2024	562
2024-2025	556
2025-2026	531
2026-2027	535
2027-2028	522
2028-2029	515



- Projected Change in 6-8 Enrollment 2013 vs. 2029: Decrease of 317 students or -38.1%
- Highest Middle School (6-8) Enrollment on Record: 922 in October 2004

# Grades 9-12

Year	Grades 9-12
2012-2013	1,034
2013-2014	1,023
2014-2015	1,006
2015-2016	1,021
2016-2017	1,001
2017-2018	998
2018-2019	978
2019-2020	961
2020-2021	958
2021-2022	927
2022-2023	878
2023-2024	839
2024-2025	798
2025-2026	778
2026-2027	762
2027-2028	743
2028-2029	733



- Projected Change in 9-12 Enrollment 2013 vs. 2029: Decrease of 301 students or -29.1%
- Highest High School (9-12) Enrollment on Record: 1,125 in October 2007

# Enrollment

---

- Impacts of S-2 on yearly budget
- Elementary enrollment decline mostly flattened long-term
- Middle School enrollment continues to mildly decline
- High School enrollment will begin to steeply decline

# Parent Survey

---

Topics of concern brought to my attention:

- Transportation
- Aftercare
- Recess
- Self-contained vs switching classes
- Special classes
- Participation in co-curricular activities
- Changing for PE
- Elementary Events (Lose vs. Gain)
- SEL Concerns
- Certification
- Timeframe
- Parent-Teacher Conferences
- Trimesters vs. Marking Periods

# Review of Survey Data

---

# Finalization of Recommendations

